



HAL
open science

Poster: Obfuscation Revealed - Using Electromagnetic Emanation to Identify and Classify Malware

Duy-Phuc Pham, Damien Marion, Annelie Heuser

► To cite this version:

Duy-Phuc Pham, Damien Marion, Annelie Heuser. Poster: Obfuscation Revealed - Using Electromagnetic Emanation to Identify and Classify Malware. EuroS&P 2021 - 6th IEEE European Symposium on Security and Privacy, Sep 2021, online, Austria. pp.1-1, 2021, 10.1109/eurosp51992.2021.00055 . hal-03458819

HAL Id: hal-03458819

<https://inria.hal.science/hal-03458819>

Submitted on 2 Feb 2022

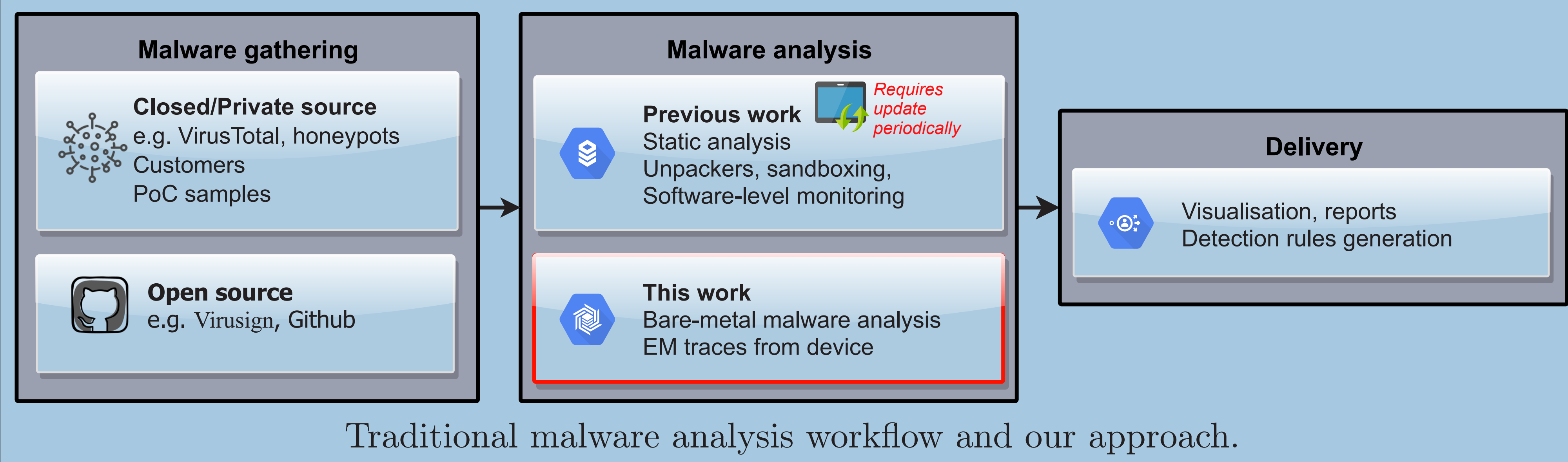
HAL is a multi-disciplinary open access archive for the deposit and dissemination of scientific research documents, whether they are published or not. The documents may come from teaching and research institutions in France or abroad, or from public or private research centers.

L'archive ouverte pluridisciplinaire **HAL**, est destinée au dépôt et à la diffusion de documents scientifiques de niveau recherche, publiés ou non, émanant des établissements d'enseignement et de recherche français ou étrangers, des laboratoires publics ou privés.

1 - Abstract

In this poster we present a novel approach of using side channel information to identify the kinds of malware threats that are targeting IoT devices. Although in the presence of obfuscation techniques that can prevent static or symbolic binary analysis, a malware researcher may obtain detailed information about malware type and identification using our method. It operates by leveraging side channel by electromagnetism rather than software-layer malware analysis. By capturing 96,000 measurement traces from an IoT system infected with different malware samples, we can obtain this information without altering the actual hardware. As a result, it can be implemented without any overhead, regardless of the resources available. Furthermore, our method has the advantage of non-trivial for malware writers to avoid. By collecting EM traces and later analyzing them for patterns, we were able to extract information from IoT devices. We were able to distinguish malware families based on side-channel knowledge without being able to see what exact hardware was involved. We were able to predict three generic malware forms (and one benign class) with a 99.89% percent accuracy in our tests. Even more, our results show that we are able to classify altered malware samples with unseen obfuscation techniques during the training phase, and to determine what kind of obfuscations were applied to the binary, which makes our approach particularly useful for malware analysts. **keywords:** *Malware analyst, side-channel analysis, obfuscated malware classification, electromagnetic leakage, deep-learning, machine-learning.*

2 - Malware analysis model



4 - Machine learning & Deep learning classification


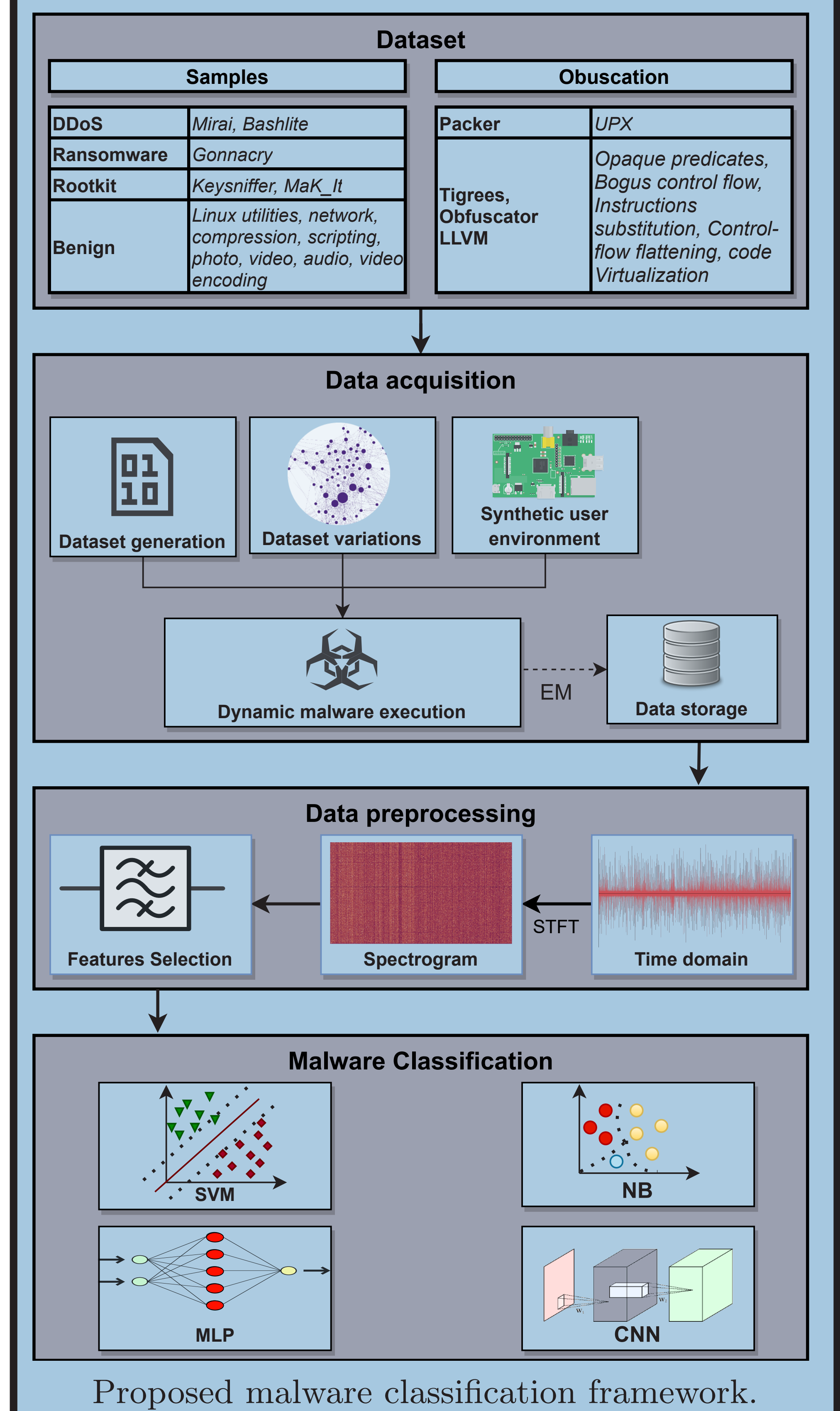
Convolutional network (CNN), multilayer perceptron (MLP), support vector machine (SVM), and Naive Bayes (NB) are used for malware classification with linear dimensionality reduction (LDA) to preprocess.

Scenarios	#	MLP			CNN			LDA + NB			LDA + SVM		
		AC	RC	PR	AC	RC	PR	AC	RC	PR	AC	RC	PR
Type	4	99.53	99.71	99.73	99.89	99.94	99.93	97.77	98.65	98.49	97.84	98.65	98.64
Family	6	97.73	88.57	88.54	99.32	96.71	96.68	96.37	87.16	87.08	96.53	87.52	87.52
Virtualization	2	94.82	94.19	94.70	96.20	96.42	95.61	89.63	89.00	88.89	89.45	88.65	88.78
Packer	2	92.50	92.26	92.25	92.63	92.80	95.60	78.87	78.40	78.18	79.07	78.51	78.38
Obfuscation	7	71.18	70.09	70.15	81.62	81.01	80.97	60.71	59.5	59.56	61.06	60.44	60.58
Executable	35	72.76	73.04	74.08	81.73	82.73	82.84	69.55	70.84	70.58	69.85	70.33	70.37
Novelty (family)	5	92.42	94.79	94.32	99.38	99.57	99.43	98.90	99.09	98.96	98.86	99.02	99.03

The accuracy (AC), recall (RC) and precision (PR) obtained with MLP, CNN, LDA + NB and LDA + SVM applied on several scenarios. Bold numbers indicate the highest accuracy (%) on the testing set per scenario.

Classification Scenario	Model	Accuracy (%)
Type classification	MLP	99.53
	CNN	99.89
	LDA + NB	97.77
	LDA + SVM	97.84
Family classification	MLP	97.73
	CNN	99.32
	LDA + NB	96.37
	LDA + SVM	96.53
Executable classification	MLP	72.76
	CNN	81.73
	LDA + NB	69.55
	LDA + SVM	69.85
Virtualization & packer identification	MLP	94.82
	CNN	96.20
	LDA + NB	89.63
	LDA + SVM	89.45
Obfuscation classification	MLP	71.18
	CNN	81.62
	LDA + NB	60.71
	LDA + SVM	61.06
Novelty (family)	MLP	92.42
	CNN	99.38
	LDA + NB	98.90
	LDA + SVM	98.86

3 - Proposed EM framework



The hardware setup of the data acquisition step consists of a H-Field probe placed 45° above the processor connected to the Picoscope.

5 - Conclusion

- Our method involves no changes to the target system, with no software tracking, exact triggering, or extra device overhead. To be applicable to practical IoT systems in the wild, we use real world malware and multi-processor hardware running a functional Linux OS in our tests.
- Our approach consists of preprocessing the measured electromagnetic emanation of the device by selecting the most relevant features (frequency bands) over time, followed by classification using neural network and machine learning models.
- We put together a number of scenarios, each of which represents a real-world malware detection: malware classification by type and family, exact malware executable profiling, virtualization and packer discovery, obfuscation classification, and classification of unseen obfuscated variants.