



Training RNN Language Models on Uncertain ASR Hypotheses in Limited Data Scenarios

Imran Ahamad Sheikh, Emmanuel Vincent, Irina Illina

► To cite this version:

Imran Ahamad Sheikh, Emmanuel Vincent, Irina Illina. Training RNN Language Models on Uncertain ASR Hypotheses in Limited Data Scenarios. Computer Speech and Language, 2024, 83, pp.101555. 10.1016/j.csl.2023.101555 . hal-03327306v2

HAL Id: hal-03327306

<https://inria.hal.science/hal-03327306v2>

Submitted on 21 Aug 2023

HAL is a multi-disciplinary open access archive for the deposit and dissemination of scientific research documents, whether they are published or not. The documents may come from teaching and research institutions in France or abroad, or from public or private research centers.

L'archive ouverte pluridisciplinaire **HAL**, est destinée au dépôt et à la diffusion de documents scientifiques de niveau recherche, publiés ou non, émanant des établissements d'enseignement et de recherche français ou étrangers, des laboratoires publics ou privés.



Distributed under a Creative Commons Attribution 4.0 International License

Training RNN Language Models on Uncertain ASR Hypotheses in Limited Data Scenarios

Imran Sheikh, Emmanuel Vincent, Irina Illina

*Université de Lorraine, CNRS, Inria, Loria
F-54000 Nancy, France*

Abstract

Training domain-specific automatic speech recognition (ASR) systems requires a suitable amount of data comprising the target domain. In several scenarios, such as early development stages, privacy-critical applications, or under-resourced languages, only a limited amount of in-domain speech data and an even smaller amount of manual text transcriptions, if any, are available. This motivates the study of ASR language model (LM) training on a limited amount of in-domain speech data. Early works have attempted training of n-gram LMs from ASR N-best lists and lattices but training and adaptation of recurrent neural network (RNN) LMs from ASR transcripts has not received attention. In this work, we study training and adaptation of RNN LMs using alternate, uncertain ASR hypotheses embedded in ASR confusion networks obtained from target domain speech data. We explore different methods for training the RNN LMs to deal with the uncertain input sequences. The first method extends the cross-entropy objective into a Kullback–Leibler (KL) divergence based training loss, the second method formulates a training loss based on a hidden Markov model (HMM), and the third method performs training on paths sampled from the confusion networks. These methods are applied to limited data setups including telephone and meeting conversation datasets. Performance is evaluated under

*Email for correspondence: mranahmd@gmail.com

Email address:

`imran.sheikh@inria.fr, emmanuel.vincent@inria.fr, irina.illina@loria.fr` (Imran Sheikh, Emmanuel Vincent, Irina Illina)

two settings wherein no manual transcriptions or a small amount of manual transcriptions are available to aid the training. Moreover, a model adaptation setting is also evaluated wherein the RNN LM is pre-trained on an out-of-domain conversational corpus. Overall, the sampling method for training RNN LMs on ASR confusion networks performs the best, and results in up to 12% relative reduction in perplexity on the meeting dataset as compared to training on ASR 1-best hypotheses, without any manual transcriptions. However, the perplexity reductions do not translate into equivalent WER reductions. A detailed analysis of the perplexity reductions obtained by the different methods is performed in order to understand this effect.

Keywords: automatic speech recognition; language models; recurrent neural networks; confusion networks

1. Introduction

Automatic speech recognition (ASR) is now available as easy-to-integrate commercial APIs (Kim et al., 2019) as well as open-source platforms (Rizk, 2019). A typical commercial ASR solution is powered by an acoustic model
5 (AM) and a language model (LM), which are trained on large amounts of speech data collected from end users and on large amounts of text data including the corresponding manual text transcriptions. Open-source ASR alternatives are backed by AMs and LMs trained on publicly contributed corpora of read speech or monologues instead (Ardila et al., 2020; Pratap et al., 2020). While AMs are
10 portable across different application domains, such as travel, shopping, medical, etc., LMs that do not match the target domain result in a poor ASR performance. Hence, training or adaptation of LMs on in-domain data remains essential for application-specific ASR systems (Bellegarda, 2004).

Existing ASR LM adaptation approaches can be grouped into three overlapping categories; viz. (a) combination of out-of-domain and in-domain texts or
15 LMs (Pusateri et al., 2019; Huang et al., 2020), (b) adaptation of LMs to in-domain text or features (Tam and Schultz, 2009; Deena et al., 2016; Gangireddy

et al., 2016; Li et al., 2018), and (c) combination and optimization of multi-domain LMs to the target domain (Ballinger et al., 2010; Irie et al., 2018; Raju et al., 2018). Some of these approaches rely on offline training (Pusateri et al., 2019; Huang et al., 2020; Deena et al., 2016; Irie et al., 2018), while others perform a dynamic adaptation during test (Tam and Schultz, 2009; Ballinger et al., 2010; Gangireddy et al., 2016; Li et al., 2018). The offline training approaches have been tried with training text comprising manually verified transcriptions of hundreds of hours of speech from the target domain and sometimes additional text from other domains. Such manually verified text resources are scarce or even unavailable for most languages or applications. Moreover, in several use cases, the amount of in-domain speech data may be limited too. This is the case for instance in the early development stages of a new application where data is elicited from developers or beta-testers, for privacy-critical applications where no data is collected from the end users, or for under-resourced languages where the amount of data collected from the end users increases slowly over time. Exploiting such limited data is therefore crucial. This motivates us to study training and adaptation of LMs from a limited amount (25–50 hours) of in-domain speech data.

Early works have demonstrated that ASR transcriptions of spoken utterances can be successfully used for adaptation of traditional n-gram LMs (Niesler and Willett, 2002; Bacchiani and Roark, 2003; Tur and Stolcke, 2007). Going beyond the 1-best ASR transcripts, prior works have used web search and retrieval methods to augment LM training data (Langzhou Chen et al., 2003; Meng et al., 2010; Lecorvé et al., 2012), filtering of ASR transcripts based on confidence scores (Haznedaroglu and Arslan, 2014; Xie and Chen, 2013) and, more interestingly, training from ASR N-best lists and lattices (Bacchiani et al., 2006; Kuznetsov et al., 2016; Levit et al., 2018). Apart from these works on n-gram LMs, discriminative LMs have relied on ASR decoded hypotheses (Xu et al., 2009; Çelebi et al., 2012). However, training and adaptation of modern recurrent neural network (RNN) LMs from ASR transcripts has not received attention. The limited prior works along this direction have studied test time

adaptation (Gangireddy et al., 2016; Li et al., 2018) or contextualisation (Deena
50 et al., 2016) of RNN LMs based on 1-best ASR transcripts.

We explore training and adaptation of RNN LMs using alternate, uncertain
ASR hypotheses obtained from target domain speech data. ASR outputs in
the form of lattices and confusion networks (a.k.a. sausages) (Xu et al., 2011)
carry information on competing ASR hypotheses, and often contain alternate
55 hypotheses which have lower error rates compared to the 1-best ASR transcript.
Early works have shown their effectiveness in intent classification (Hakkani-
Tür et al., 2006; Yang and Liu, 2015) and machine translation (Zhang and
Kikui, 2006; Matusov et al., 2005) tasks. More recent works on these tasks have
extended RNNs to ASR lattices (Ladhak et al., 2016; Sperber et al., 2017; Huang
60 and Chen, 2020) and confusion networks (Jagfeld and Vu, 2017; Pal et al., 2020).
These works follow an encoder-decoder architecture, in which an encoder RNN
first encodes the ASR lattice or confusion network into a vector representation.
The encoded representation is then fed to the decoder to classify the intent or
to generate the translated text. In contrast to these tasks, training RNN LMs
65 on ASR decoded lattices or confusion networks of unlabeled speech does not
have a completely certain, or manually verified, target to guide the training.

In this work, we propose three different methods to learn RNN LMs from
ASR confusion networks, with the motivation to exploit the uncertainties cap-
tured in ASR confusion networks. The first method extends the cross-entropy
70 objective into a Kullback–Leibler (KL) divergence based training loss function,
the second method formulates a training loss based on a hidden Markov model
(HMM), and the third method performs cross-entropy based training on paths
sampled from the confusion networks.¹ We apply these methods to limited data
setups including telephone and meeting conversation datasets. Performance is
75 evaluated in two settings wherein no manual transcriptions or a small amount
of manual transcriptions are available to aid the training. Moreover, we also

¹While we present and evaluate these methods on ASR confusion networks, the methods
can be extended to ASR lattices.

evaluate these methods in a model adaptation setting wherein the RNN LM is pre-trained on an out-of-domain conversational corpus.

The rest of the paper is organised as follows. Section 2 starts with a formulation of standard RNN LMs followed by an introduction and description of the three proposed methods for training RNN LMs using ASR confusion networks. The experimental setup used to evaluate the proposed methods is described in Section 3. Section 4 presents a detailed discussion on the performance of the different RNN LM training methods under different settings. This is followed by a conclusion in Section 5.

2. Learning RNN LMs from uncertain word sequences

RNN LMs have led to state-of-the-art lexicon based ASR systems (Mikolov et al., 2010; Sundermeyer et al., 2015). Likewise, they help to achieve the best performance with state-of-the-art lexicon free end-to-end ASR systems (Toshniwal et al., 2018). In particular, RNN LMs with long short-term memory (LSTM) (Hochreiter and Schmidhuber, 1997) or gated recurrent unit (GRU) (Cho et al., 2014) layers are most commonly used in ASR. In the following, we first present training of RNN LMs on usual text transcriptions and then describe the proposed methods to train RNN LMs on ASR confusion networks. For the sake of legibility, we use notations similar to those for classical RNN LMs. The underlying operations can easily be extended to LSTM- and GRU-based LMs.

2.1. Training on usual text transcriptions

Given a text corpus containing word sequences $W = (w_1, w_2, \dots, w_t, \dots, w_N)$, the goal of LM training is to learn a model distribution $Q(\cdot)$ that is as close as possible to the empirical distribution $P(\cdot)$ of the corpus. This can be achieved by minimizing the cross-entropy

$$\mathbb{H}(P, Q) = - \sum_W P(W) \log Q(W). \quad (1)$$

An RNN LM consisting of L recurrent layers with weight matrices $\{\theta_{\text{in}}^l, \theta_{\text{hid}}^l, \theta_{\text{out}}^l\}$ works as follows²:

$$h_t^l = \sigma(\theta_{\text{hid}}^l h_{t-1}^l + \theta_{\text{in}}^l x_t^l) \quad (2)$$

$$q(w_{t+1}|h_t^L) = \text{softmax}(\theta_{\text{out}}^L h_t^L) \quad (3)$$

where x_t^1 is the word embedding vector of the t -th word w_t , h_t^l is the l -th layer hidden state vector which encodes the history or context until t and $x_t^l = h_t^{l-1}$ for $l > 1$, and σ is the non-linear function applied at every layer in the RNN. The softmax function estimates the vector of history dependent word-level LM probabilities $q(w_{t+1}|h_t^L)$. During RNN LM training, the objective is to learn the set of parameters $\Theta = \{\theta_{\text{in}}^l, \theta_{\text{hid}}^l, \theta_{\text{out}}^l\}$ that minimizes the cross-entropy loss. If the $(t+1)$ -th word in the observed training sequence is $w_{t+1} = v^j$, where v^j denotes the j -th word in the LM vocabulary, then the empirical distribution $P(\cdot)$ satisfies $p(w_{t+1} = v^j|w_1, w_2, \dots, w_t) = 1$ and $p(w_{t+1} = v^k|w_1, w_2, \dots, w_t) = 0 \forall k \neq j$. Hence, expressing both $P(\cdot)$ and $Q(\cdot)$ via the chain rule, the sum of sequence-level costs in (1) simplifies into a sum of word-level costs:

$$\hat{\Theta} = \arg \min_{\Theta} \sum_t -\log q(w_{t+1} = v^j|h_t^L) \quad (4)$$

where $q(w_{t+1} = v^j|h_t^L)$ is the j -th element of the vector $q(w_{t+1}|h_t^L)$.

2.2. Training on ASR confusion networks

100 Figure 1 shows the graphical representation of an ASR confusion network. The confusion network consists of a sequence of confusion bins, where each bin contains one or more arcs that represent alternative word hypotheses. Each arc in a bin has an associated posterior probability or score, implying that some word hypotheses are more likely than others.

A typical RNN LM, as defined above, cannot be trained on uncertain word sequences since it assumes a single word input x_t^1 at each step t in (2) and a single word output v_j at step $t+1$ in (4). Prior works have trained RNNs on

²The bias vectors of the RNN are excluded for the sake of legibility.

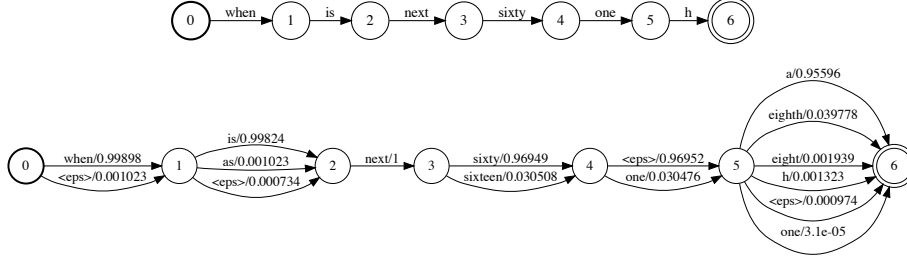


Figure 1: Graphical representation of an ASR confusion network (bottom) and the corresponding reference transcription (top).

ASR confusion networks for classification tasks (Jagfeld and Vu, 2017; Pal et al., 2020). Following these works, we can adopt the solution to compute one hidden state vector $h_{t,i}^1$ corresponding to each arc i in each confusion bin and then to pool over the hidden state vectors as follows:

$$h_{t,i}^1 = \sigma(\theta_{\text{hid}}^1 h_{t-1}^1 + \theta_{\text{in}}^1 x_{t,i}^1) \quad (5)$$

$$h_t^1 = \text{pool}_i(h_{t,i}^1) \quad (6)$$

105 where average, weighted-sum or even attention based pooling can be used. The hidden states of the following layers $l > 1$, if any, and the output probabilities are then computed as in (2) and (3).

However, the RNN LM training loss function must also be updated to handle the multiple output arcs $w_{t+1,j}$ possible at the next step $t + 1$. This is the main
 110 problem with training RNN LM on confusion networks, or other decoder graphs with alternative hypotheses, and it remains unaddressed in the literature. We propose three different methods to address the RNN LM training objective. It must be noted that our methods only modify the training process and the loss function. Interestingly, the forward propagation through the RNN as well as
 115 the loss functions of each of these methods simplify back to those of a standard RNN LM when each confusion bin involves a single word hypothesis. Thus, computation of the LM probabilities on a simple word sequence remains identical to the standard RNN LM.

2.2.1. From cross-entropy to KL divergence

The cross-entropy between the LM distribution Q and the empirical distribution P of the corpus, formulated in (1), can be re-written as

$$\mathbb{H}(P, Q) = \mathbb{H}(P) + D_{\text{KL}}(P||Q) \quad (7)$$

where $\mathbb{H}(P)$ is the entropy of P and $D_{\text{KL}}(P||Q)$ is the KL divergence of Q from P . This leads us to the plausibility of using a KL divergence based loss function for training RNN LMs on ASR confusion networks. A training objective which aims to minimize the KL divergence between the RNN LM predictions $q(w_{t+1} = v^j | h_t^L)$ and the confusion bin posteriors $p(w_{t+1} = v^j | S)$ can be formulated as

$$\hat{\Theta} = \arg \min_{\Theta} \sum_t D_{\text{KL}}(p(w_{t+1}|S) || q(w_{t+1}|h_t^L)) \quad (8)$$

$$= \arg \min_{\Theta} \sum_t \sum_{v^j \in V} p(w_{t+1} = v^j | S) \log \frac{p(w_{t+1} = v^j | S)}{q(w_{t+1} = v^j | h_t^L)} \quad (9)$$

120 where V denotes the RNN LM vocabulary and S denotes the observed speech signal which led to the confusion bin posteriors. Interestingly, Huang and Chen (2020) have shown that pre-training a bidirectional LSTM-RNN classifier with a KL divergence loss function can improve the performance on intent and dialog act classification tasks. This further motivates us to evaluate the effectiveness
125 of RNN LMs trained on ASR confusion networks using the KL divergence loss.

2.2.2. A hidden Markov model formulation

The KL divergence based training method discussed above tries to bring the model predictions close to the posteriors associated with the alternative ASR hypotheses, during each training iteration. In contrast, a probabilistic
130 training method can explicitly take into account the uncertainty in the training sequences along with their degree of uncertainty. Aiming for such a method, we draw inspiration from the hidden Markov model (HMM) (Rabiner and Juang, 1986) which can model the probability distribution of a hidden sequence given a sequence of noisy or uncertain observations (Gales and Young, 2007; Ozerov
135 et al., 2013).

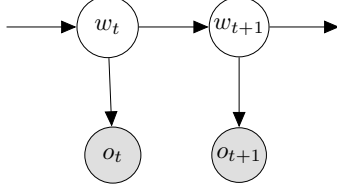


Figure 2: First order hidden Markov model.

When learning LMs from ASR confusion networks, one can imagine that the confusion bins are the sequence of observations and the HMM state transition probabilities correspond to the LM probabilities. For instance, the first order HMM, as depicted in Figure 2, would be equivalent to a bi-gram LM. The total probability of the observations $O = o_1, o_2, \dots, o_t, \dots, o_T$ can be obtained by summing over all possible hidden state sequences as

$$p(O|\Theta) = \sum_W p(O|W) p(W) \quad (10)$$

$$= \sum_{v^i, v^j \in V} \prod_t p(w_{t+1} = v^j | w_t = v^i) p(o_{t+1} | w_{t+1} = v^j) \quad (11)$$

where V denotes the bi-gram LM vocabulary and $1 \leq i, j \leq |V|$. The total probability can be efficiently computed using the forward algorithm (Rabiner and Juang, 1986) as

$$\alpha_{t+1}(v^j) = \sum_{v^i \in V} \alpha_t(v^i) p(w_{t+1} = v^j | w_t = v^i) p(o_{t+1} | w_{t+1} = v^j) \quad (12)$$

$$p(O|\Theta) = \sum_{v^j \in V} \alpha_T(v^j). \quad (13)$$

In the case when the training data itself gives an indication of the hidden state via the posterior probability $p(w_{t+1} = v^j | o_{t+1})$, we can apply Bayes rule and express the state observation likelihood as

$$p(o_{t+1} | w_{t+1} = v^j) = p(w_{t+1} = v^j | o_{t+1}) \frac{p(o_{t+1})}{p(w_{t+1} = v^j)}. \quad (14)$$

The evidence $p(o_{t+1})$ can be treated as constant and the prior $p(w_{t+1} = v^j)$ can be estimated by averaging $p(w_{t+1} = v^j | o_{t+1})$ over entire training dataset.

Accordingly, the HMM forward probability equation (12) can be rewritten (up to a multiplicative constant) as

$$\alpha_{t+1}(v^j) = \sum_{v^i \in V} \alpha_t(v^i) p(w_{t+1} = v^j | w_t = v^i) \frac{p(w_{t+1} = v^j | o_{t+1})}{p(w_{t+1} = v^j)}. \quad (15)$$

The above HMM forward probability equation (15) can be extended to RNN LMs on ASR confusion networks. The RNN LMs compute next word probabilities $q(w_{t+1} = v^j | h_t^L)$ based on the long history or context in the hidden states of the RNN, as in (3), as opposed to the bi-gram transitions in HMM. Thus, the forward probability computation in an HMM based RNN LM can be expressed as³

$$\alpha_{t+1}(v^j) = \sum_{v^i \in V} \alpha_t(v^i) q(w_{t+1} = v^j | h_t^L) \frac{p(w_{t+1} = v^j | S)}{p(w_{t+1} = v^j)} \quad (16)$$

where $p(w_{t+1} = v^j)$ is obtained by averaging $p(w_{t+1} = v^j | S)$ over the entire training dataset. It should be noted that the above forward probability equation (16) scales the model predictions $q(w_{t+1} = v^j | h_t^L)$ by the posterior probabilities in the confusion bin $p(w_{t+1} = v^j | S)$, thus taking into account the uncertainty in the training sequences. Finally, the forward probability can be used to formulate the RNN LM training objective as

$$\hat{\Theta} = \arg \min_{\Theta} - \log \sum_{v^j \in V} \alpha_T(v^j). \quad (17)$$

Although the HMM based formulation simplifies the computation of the RNN LM probabilities over all possible paths in the ASR confusion network, replacing the bigram probability with the RNN LM probability violates the first order HMM assumption.

³In the special case when the RNN LM has a single layer ($L = 1$), the term h_t^L can be replaced by $h_{t,i}^1$ and the approximation induced by the pooling of hidden states in (6) can be avoided using the forward algorithm. However, in our experiments we found that pooling resulted in a better performance.

140 *2.2.3. Sampling based approach*

The RNN LMs based on KL divergence loss and HMM formulation, discussed in the previous sections, account for all the competing hypotheses from an ASR confusion network in each forward-backward propagation of the RNN. Another alternative to account for the competing hypotheses is to sample one path at a time from the ASR confusion network for each forward-backward propagation. To sample a complete path \bar{W} , one arc \bar{w}_t can be sampled at a time based on the posterior probabilities of the arcs in each confusion bin as

$$\bar{w}_t \sim p(w_t | o_t). \quad (18)$$

It must be noted that sampling based on the posterior probabilities implicitly accounts for the uncertainty in the ASR hypotheses. Given a sampled path from the confusion network, the RNN LM can be trained with the standard cross entropy objective in (4). Each training epoch sees one possible path from the ASR confusion network of each utterance. The random path for each utterance is redrawn at each epoch.

The sampling based approach can be seen as a data augmentation approach for training the RNN LM. In Section 2.3.1, we recall a work on data noising in RNN LMs and show a correspondence between our sampling based approach for training from ASR confusion networks and data noising. Furthermore, the data noising scheme is evaluated along with our sampling method in the experiments.

2.3. Data noising and smoothing in RNN LMs

One of the problems with learning LMs from limited amount of training data is the ability to handle rare and unseen sequences. Traditional n-gram LMs cope with this problem through discounting and smoothing techniques, the most popular one in ASR LMs being modified interpolated Kneser-Ney smoothing (Chen and Goodman, 1996). RNN LMs partly address this problem through distributed word representations and without explicitly dealing with word counts. However, overfitting due to data sparsity remains and hence RNN

160 LMs use standard neural network regularisation methods like dropout (Srivastava et al., 2014) to alleviate this problem. In contrast, data noising and implicit augmentation methods can be more effective for RNN LMs.

2.3.1. Bigram Kneser-Ney noising (KNN) in RNN LMs

Xie et al. (2017) have presented a theoretical correspondence between data noising and smoothing. They showed that data noising motivated by bigram Kneser-Ney smoothing results in more effective RNN LMs, as compared to blank noising (word dropout), unigram noising (word replacement) and other regularisation methods. Bigram Kneser-Ney noising (KNN) in RNN LMs applies noise to an input-output token pair $x = w_t, y = w_{t+1}$ with some noising probability γ . The token pair is replaced with the noised versions \bar{x}, \bar{y} as

$$\bar{x} \sim \text{Categorical}(\rho) \quad (19)$$

$$\bar{y} \sim \text{Categorical}(\rho)$$

where ρ is the proposal distribution. Denoting $N_{1+}(v^j, \bullet)$ and $N_{1+}(\bullet, v^j)$ as the number of distinct bigrams beginning and ending with a word v^j from the vocabulary (Chen and Goodman, 1996), respectively, the noising probability γ and the proposal distribution ρ are obtained as

$$\gamma \leftarrow \gamma_0 \frac{N_{1+}(v^j, \bullet)}{c(v^j)} \quad (20)$$

$$\rho \propto N_{1+}(\bullet, v^j) \quad (21)$$

where $c(v^j)$ denotes the total count of vocabulary word v^j in the corpus, and
 165 $0 \leq \gamma_0 \leq 1$ is the noising hyper-parameter which is chosen empirically based on performance on the held out development set. The choice of γ is motivated by absolute discounting and encourages noising of unigrams that precede many possible other tokens. At the same time it discourages noising of common unigrams. ρ proposes unigrams that complete a large number of bigrams. It should
 170 also be noted that the input-output token pair is noised at each step t .

2.3.2. Sampling from ASR confusion networks as data noising

Our sampling based approach to train RNN LMs from ASR confusion networks, as discussed in Section 2.2.3, samples word alternatives from the competing arcs in each ASR confusion bin. Apart from the bigram KN noising scheme, Xie et al. (2017) discussed the unigram noising scheme which samples word alternatives based on unigram statistics. We see a connection between our sampling approach and their unigram noising scheme. We can state that the data noising criterion in (19) remains unchanged but the noising probability and proposal distribution for our sampling approach translate into

$$\gamma = 1 \tag{22}$$

$$\rho = p(w_t|o_t) \tag{23}$$

following (18). In other words, the posteriors in a confusion network bin form a time-varying proposal distribution for noising.

We evaluate bigram KN noising (KNN) in our experiments in order to:

- 175 • demonstrate that sampling from ASR confusion networks is better than using bigram KNN along with 1-best ASR hypotheses, and
- evaluate whether bigram KNN results in additional improvements over sampling from ASR confusion networks.

2.4. Computational complexity of the training methods

We present a brief note on the computational complexity of the three methods to train RNN LMs from ASR confusion networks. We first formulate the complexity of a typical RNN LM trained on text transcriptions. The computations in an RNN LM are mainly dominated by the products between the vector representations corresponding to each word position (i.e., x_t^1 or h_t^l) and the respective RNN weight matrices. Let us consider an RNN LM with a vocabulary of size V , L RNN layers, and hidden state vectors and input-output embeddings of dimension H . Given a word sequence of length T , the computational cost of

the forward pass is in the order of

$$\begin{aligned} f(H, V, T) &\approx (HHL + HV)T \\ &= \mathcal{O}(HVT) \quad : HL \ll V. \end{aligned} \quad (24)$$

180

In the case of the KL divergence method for training RNN LMs from ASR confusion networks, hidden state vectors in the first RNN layer are computed for each arc in a confusion bin (see (5)). Computations for the remaining RNN layers remain unchanged. Denoting as A the average number of arcs in a confusion bin, the computational cost of the forward pass is in the order of

$$\begin{aligned} f(H, V, T) &\approx (HHA + HH(L - 1) + HV)T \\ &\approx (HH(A + L - 1) + HV)T \\ &= \mathcal{O}(HVT) \quad : H(A + L - 1) \ll V. \end{aligned} \quad (25)$$

The HMM based method for training RNN LMs from ASR confusion networks involves a similar RNN forward pass as that in the KL divergence based training method, differing mainly in the loss computation. The training loss
185 includes the forward probability computation, as shown in (16). This brings an additional computational complexity of $\mathcal{O}(TV^2)$ in the HMM based training method. The computational complexity of the sampling based training method is the same as a typical RNN LM trained on a text sequence. It should be noted that the computational complexity of the backward pass for each of the RNN
190 LM training methods is similar to that of the forward pass.

3. Experimental setup

We evaluate the proposed methods for training RNN LMs on ASR confusion networks on two conversational speech datasets extracted from the AMI and Verbmobil corpora. As detailed in the following, the conversations from
195 these two datasets significantly differ in their characteristics. This enables us to present a more thorough evaluation of the training methods.

3.1. Datasets

To simulate realistic limited data scenarios, the datasets are split into four disjoint subsets: a bigger split representing speech without manual transcriptions, a relatively smaller split containing speech with manual transcriptions, a development set and a test set. Table 1 presents the two datasets and their splits used in our evaluation setup. A brief description of these datasets is presented in the following.

Table 1: Datasets and splits.

Split	Verbobil English conversation (VM) dataset		AMI scenario-only meeting dataset	
	hours	tokens	hours	tokens
Training manually labeled	5.23	18 k	9.48	90 k
Training unlabeled	19.36	80 k	37.24	387 k
Development	2.14	7.5 k	9.77	100 k
Test	3.88	15 k	10.34	105 k

3.1.1. Verbobil English conversations

The Verbobil corpus (Burger et al., 2000) includes about 25 hours of English conversations wherein the two participants negotiate and agree upon an appointment schedule and/or travel plan. We have split the entire Verbobil English speech corpus into four splits, ensuring that there are no overlapping speakers or conversations across the four splits. We consider ~ 5 hours of the Verbobil corpus as a labeled training set and ~ 19 hours as an unlabeled training set. The development and test sets consist of ~ 2 and ~ 4 hours of speech, respectively. The average length of a turn in these dialogues is 20 words.

3.1.2. AMI scenario-only meetings

The AMI meeting corpus (Renals et al., 2007) has a *scenario-only* meeting subset in which the participants play different roles in a design project. We

use the original scenario-only meeting subset⁴ and split its training part *SA* into two sub-parts representing the labeled and unlabeled training sets. Specifically, meetings ES2010, ES2016, IS1005, IS1007, TS3010, TS3011 of *SA* form our labeled training set and the remaining meetings of *SA* form our unlabeled training set. The development part *SB* and evaluation part *SC* of the original scenario-only meetings are used as our development and test sets, respectively. The average length of a turn in these meeting conversations is 8 words.

3.2. Evaluation settings

The methods for training RNN LMs on ASR confusion networks are evaluated in three different settings. These settings represent practical language model training scenarios wherein:

- in-domain speech data is unlabeled and limited, and/or
- a small amount of manually transcribed in-domain speech is available, and/or
- a good amount of out-of-domain text transcriptions is available.

3.2.1. Without and with manual labeled training data

In the first evaluation setting, the RNN LM is trained only on the ASR 1-best hypotheses or the ASR confusion networks obtained from the unlabeled in-domain speech data available for training. This setting represents the practical situation wherein no manual transcriptions of in-domain speech are available for training. The second setting represents the situation wherein a small amount of manually labeled in-domain speech is available, and the RNN LM is trained on both manually labeled in-domain speech and the ASR 1-best hypotheses or confusion networks obtained from the unlabeled in-domain speech. Adding manually labeled in-domain speech is expected to result in better performance, not only because of the manual labels but also because this increases the total

⁴<https://groups.inf.ed.ac.uk/ami/corpus/datasets.shtml>

amount of training data. Rather than the absolute performance, we are interested in the effect of including some in-domain labeled data on the proposed training methods.

245 3.2.2. *Training vs. adaptation*

When the in-domain training data is limited, RNN LMs can be pre-trained on a larger amount of out-of-domain text data and then adapted to the available in-domain text (Ma et al., 2017). Our evaluation of the different methods of training RNN LMs on ASR confusion networks is also extended to an adaptation setting. We use the transcriptions of the Switchboard (Godfrey et al., 250 1992) English corpus⁵ as the out-of-domain spoken conversational text. We adopt a simple but competitive domain adaptation method wherein the RNN LM is first trained on the combination of the out-of-domain and in-domain datasets, namely Switchboard and Verbmobil (SWB+VM) or Switchboard and 255 AMI (SWB+AMI), and the entire RNN LM is then fine-tuned on the respective in-domain dataset.

3.3. *RNN LM configuration and training details*

3.3.1. *LM vocabulary*

In our experiments, the RNN LMs trained on the combined out-of-domain 260 and in-domain datasets have a vocabulary of 12,119 and 12,918 words for SWB+VM and SWB+AMI, respectively. RNN LMs trained only on AMI as well as RNN LMs adapted to AMI retain the SWB+AMI vocabulary. Unlike AMI, the VM corpus vocabulary does not span over the entire SWB vocabulary and also contains many new words. Hence, RNN LMs trained only on VM as 265 well as those adapted to VM retain a VM specific vocabulary. The perplexities reported on the VM development and test sets in the adaptation setting are computed after reducing the RNN LM embedding matrix accordingly.

⁵ fetched from http://www.isip.piconepress.com/projects/switchboard/releases/switchboard_word_alignments.tar.gz

3.3.2. Model settings and hyper-parameters

All experiments use LSTM-RNN LMs, i.e. RNN LMs with LSTM cells, as they have been shown to outperform the original RNN LMs and to be more effective than GRU-RNN LMs (Irie, 2020). All RNN LMs in our experiment have a single RNN layer, as training only on limited in-domain text highly overfits with more than one RNN layer. The input embedding matrix and the output word embedding matrix in our LSTM-RNN LM are tied and shared, as this results in a significant reduction of model parameters and improves the LM perplexity (Press and Wolf, 2017; Inan et al., 2017). During training, each utterance is treated independently without sharing hidden states or context across utterances.

The dimension of the word embeddings and the weight matrices in the LSTM cells is set to 64 for models trained only on in-domain text and 128 for models adapted to in-domain text after pre-training with SWB data. Increasing the dimensionality beyond 64 did not give significant perplexity improvements with the small amount of in-domain training text. Models are trained using the Adam optimizer and training is controlled using an early stopping criterion which monitors perplexity on the development set. The noising probability hyper-parameter γ_0 is chosen among 0.25, 0.5, 0.75 based on the perplexity measured on the development set.

As discussed in Section 2.2, the hidden states of RNN LMs applied on ASR confusion networks can be obtained by applying pooling over the RNN hidden states corresponding to arcs from the confusion bin at the previous step. We experimented with average, weighted-sum, max and 1-best pooling, wherein the hidden state corresponding to the arc with the highest score is chosen. We found that 1-best pooling resulted in the best performance for both KL and HMM based training.

3.3.3. Adjusting the number of arcs in confusion bins

Our implementation of the proposed methods to train RNN-LSTM LMs on ASR confusion networks uses only the N most probable arcs from each confusion

bin, after redistributing the posterior probabilities among these N arcs and zero-padding on arcs wherever required. This is especially required to train
 300 the RNN-LSTM LMs on GPU with mini-batches of training data. Our initial experiments studied the effect of varying N (the number of most probable arcs retained from confusion bins). The outcome of this experiment was something expected:

- increasing N from 2 to 5 reduced the perplexity obtained by each of the
 305 proposed training methods;
- further increasing N up to the maximum number of arcs did not yield any further reductions in perplexity.

This was expected because most of the posterior probability in a confusion bin is concentrated in the top-few most probable arcs.

310 In the case of the sampling based training method, we counted the average number of possible paths that can be sampled from the confusion network of a training utterance, wherein only the 5 most probable arcs from each confusion bin are retained as discussed above. The average number of possible paths is 51 M and 3.8 M for the VM and AMI datasets, respectively. The number
 315 of possible paths is greater for VM because the VM dataset has much longer utterances as compared to those in AMI dataset. However, since the number of training epochs is relatively small (29 for VM and 39 for AMI when training only on the unlabeled training set) and arcs are sampled from each confusion bin based on their posterior probabilities, the sampling based training method
 320 sees only a small number of (different) paths in practice. The average number of (different) paths sampled from the confusion network of a training utterance across all epochs is 17 for VM and 7 for AMI.

3.3.4. ASR setup

Our ASR system is based on the Kaldi Chain acoustic model architecture
 325 with Time Delay Neural Network (TDNN) layers and i-vectors for speaker adaptation (Povey et al., 2016). In the case of the VM dataset, the AM and the seed

LM are trained on the labeled training set. The unlabeled training set is not used in the training of the VM seed AM and LM. The AM has a TDNN architecture with splices $\{-2,-1,0,1,2\}$ $\{-1,0,1\}$ $\{-1,0,-1\}$ $\{-3,0,3\}$ $\{-3,0,3\}$ $\{-6,-3,0\}$ at each successive layer with 512 dimensions. The inputs are 40 Mel-frequency cepstral coefficients and 100 dimensional online i-vectors. The i-vector extractor is trained on the combined labeled and unlabeled datasets. The seed LM is a standard 3-gram LM with interpolated Kneser-Ney smoothing. The VM seed AM and LM result in a Word Error Rate (WER) of 39.52% and 39.77% on the VM development and test sets, respectively.

For experiments on the AMI dataset we use the ASPIRE⁶ chain model, trained on the Fisher English corpus, and the accompanying pre-compiled decoding graph. The motivation behind this choice was to evaluate the performance with a strong pre-trained AM and LM, in contrast to the VM setup. The ASPIRE chain models result in 33.15% and 35.82% WER on the AMI development and test sets, respectively.

4. Results and discussion

We report in Section 4.1 the results achieved in the in-domain only training setting. Section 4.1.1 presents the perplexity reductions obtained in that setting, including an analysis of the improvements brought by the labeled and the unlabeled training data, and a comparison of the perplexity of LSTM-RNN LMs and 3-gram LMs trained on ASR confusion networks. The WERs obtained in that setting are presented in Section 4.1.2. This includes a discussion on the WER achieved with or without the labeled training data. Section 4.2 reports the results achieved in the adaptation setting in terms of perplexity and WER in Sections 4.2.1 and 4.2.2, respectively. Finally, Section 4.3 presents a probe on the perplexity reductions in order to identify the possible causes for the relatively smaller reductions in WER (or perplexity) in some of the settings.

⁶<http://kaldi-asr.org/models/m1>

In our perplexity evaluation, we use the Wilcoxon signed-rank test to ensure
 355 that the differences in perplexity are statistically significant, following the rec-
 ommendations by Dror et al. (2018). In our ASR WER evaluation, we could
 not use lattice rescoring on the AMI dataset due to a mismatch between the
 vocabulary of the ASPIRE model used for decoding and that of the trained
 LSTM-RNN LMs. For the sake of consistency, we perform n-best list rescoring
 360 on both the VM and AMI datasets. The matched pairs sentence-segment word
 error test (Gillick and Cox, 1989) from the NIST scoring toolkit⁷ is used to
 ensure that the differences in WER are statistically significant.

4.1. Perplexity and WER evaluation in the in-domain only training setup

4.1.1. Perplexity in the in-domain only training setup

365 The perplexities obtained by the LSTM-RNN LMs trained only on the in-
 domain datasets, i.e., only VM or AMI, are presented in Table 2. We can observe
 that the sampling+KNN method for learning from ASR confusion networks re-
 sults in the lowest perplexity, both with or without manually labeled training
 data. This perplexity is significantly lower than LSTM-RNN LMs trained on
 370 ASR 1-best hypotheses, with or without KNN. For instance when training with-
 out the labeled training set, the relative reduction in perplexity is 9% (from 68.4
 to 62.0) on the VM test set and 12% (from 137.9 to 121.8) on the AMI test set.

Training based on the KL divergence loss gives significant perplexity reduc-
 tions over training on ASR 1-best hypotheses without the labeled training data.
 375 However, the KL divergence method fails to outperform training on ASR 1-best
 hypotheses in presence of labeled training data. Training based on the HMM
 formulation results in higher perplexities compared to the other models trained
 on ASR confusion networks or ASR 1-best hypotheses. As presented in the fol-
 lowing section and in Section 4.2.1, the performance of this method improves by
 380 training on both labeled and unlabeled training data and also in the adaptation
 setting.

⁷<https://github.com/usnistgov/SCTK>

Table 2: Perplexities obtained on the VM and AMI datasets by (64-d) LSTM-RNN LMs trained only on in-domain data using different training methods. Bold font denotes the lowest perplexity within each horizontal half and underline indicates performance statistically similar to the lowest perplexity. (lab: labeled training set, unlab: unlabeled training set, ref: manual transcriptions, 1b: ASR 1-best, cn: ASR confusion network, CE: cross entropy, KL: Kullback–Leibler divergence, +KNN: bigram Kneser-Ney noising along with the method in the previous row. unlab-ref is an oracle-like condition wherein manual transcriptions of the unlabeled training set are used for training.)

Training set		Training method	Trained on VM only		Trained on AMI only	
			Dev	Test	Dev	Test
without labeled training set	unlab-ref	CE	48.2	52.1	72.4	81.9
		+ KNN	47.5	50.2	70.7	79.1
	unlab-1b	CE	66.3	72.7	119.5	144.9
		+ KNN	62.9	68.4	114.9	137.9
	unlab-cn	KL	<u>58.4</u>	<u>63.7</u>	109.6	130.0
		HMM	74.0	81.9	139.0	165.8
		sample	<u>58.9</u>	64.1	104.8	124.9
		+ KNN	57.5	62.0	102.2	121.8
with labeled training set	lab-ref + unlab-ref	CE	48.7	51.9	68.9	76.9
		+ KNN	44.8	47.3	67.7	75.4
	lab-ref + unlab-1b	CE	58.4	62.7	81.0	91.4
		+ KNN	56.0	59.0	80.6	90.4
	lab-ref + unlab-cn	KL	55.2	59.2	83.2	96.4
		HMM	60.6	64.5	88.3	99.5
		sample	<u>54.7</u>	58.4	<u>77.9</u>	87.9
		+ KNN	53.5	56.2	76.5	85.5

4.1.1.1. Perplexity improvements brought by labeled training data

Comparison of the LSTM-RNN LMs trained with vs. without the labeled training data, in Table 2, shows that a small amount of manually transcribed in-domain data results in a significant reduction in perplexity for all the training methods. On the VM test set, the best performing sampling+KNN method shows a perplexity reduction of 9% relative (from 62.0 to 56.2). On the AMI test set, the best performing sampling+KNN method shows 30% relative reduction in perplexity (from 121.8 to 85.5). The availability of the labeled training set also leads to significant perplexity reductions for the KL method as well as for training on ASR 1-best hypotheses. It should be noted that training on the in-domain datasets using the HMM formulation by including the labeled training data achieves 21% (from 81.9 to 64.5) and 40% (from 165.8 to 99.5) relative reductions in perplexity on the VM and AMI test sets, respectively, as compared to training without the labeled training data.

However, the perplexity comparison of LSTM-RNN LMs trained with vs. without the labeled training data, as mentioned above, is partly biased as the amount of training data is different in the two settings. In order to evaluate the improvement brought by manual labeling independently of the amount of data, we trained LSTM-RNN LMs on ASR 1-best hypotheses or confusion networks of both labeled and unlabeled training sets of the AMI dataset. The resulting perplexities are presented in the Table 3. Comparison of the AMI results in Table 2 and Table 3 helps us to confirm that greater perplexity reductions are obtained due to the manual transcriptions of the labeled training data. The increase in the amount of unlabeled training data, in the form of ASR 1-best hypotheses or confusion networks of the labeled training set, results in significant but smaller perplexity reductions.

4.1.1.2. Perplexity improvements brought by unlabeled training data

We also analyzed the improvements brought by unlabeled training data by training LSTM-RNN LMs with different amounts of unlabeled training data from the AMI dataset. Figure 3 shows the perplexities obtained on the AMI

Table 3: Perplexities obtained on the AMI dataset by (64-d) LSTM-RNN LMs trained on ASR hypotheses of labeled and unlabeled training sets using different methods. Bold font denotes the lowest perplexity and underline indicates performance statistically similar to the lowest perplexity. (lab: labeled training set, unlab: unlabeled training set, 1b: ASR 1-best, cn: ASR confusion network, CE: cross entropy, KL: Kullback–Leibler divergence, +KNN: bigram Kneser-Ney noising along with the method in the previous row.)

AMI training set		Training method	Trained on AMI only	
			Dev	Test
with labeled training set (labels unused)	lab-1b + unlab-1b	CE	112.4	134.3
		+ KNN	109.3	130.5
	lab-cn + unlab-cn	KL	105.3	124.8
		HMM	134.4	159.3
		sample	101.4	119.8
		+ KNN	97.2	114.7

test set by LSTM-RNN LMs trained on ASR 1-best hypotheses or confusion networks (using the sampling based method). We can observe that training on ASR confusion networks using the sampling based method gives a consistent reduction in perplexity as compared to training on 1-best hypotheses, irrespective of the amount of unlabeled training data, .

4.1.1.3. Improvements from ASR confusion networks: n -gram versus RNN LMs

We evaluated the performance of 3-gram LMs trained on ASR 1-best hypotheses and ASR confusion networks, and compare the resulting reductions in perplexity to those obtained from the LSTM-RNN LMs. 3-gram LMs are trained on ASR 1-best hypotheses or manual transcriptions or a combination of both using modified interpolated KN smoothing (Chen and Goodman, 1996). Classical KN smoothing cannot be applied directly to ASR confusion networks as words/arcs carry fractional weights or scores. A modified interpolated *ex-*

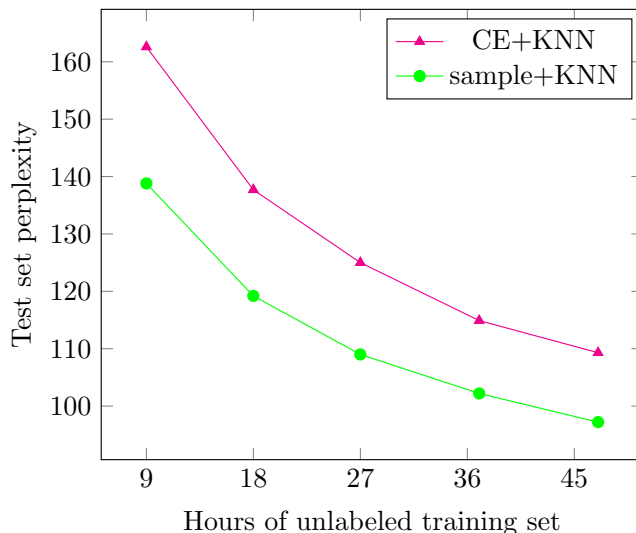


Figure 3: Perplexity obtained on the AMI test set by LSTM-RNN LMs trained using different amounts of unlabeled training data. (Only ASR 1-best or confusion networks used for training.)

425 *pected* KN smoothing (ieKN) approach has been proposed in the literature to handle such fractional counts (Zhang and Chiang, 2014). This has been applied to learn n -gram LMs from crowdsourced and ASR transcriptions (Levit et al., 2018), and shown to result in n -gram LMs with lower perplexities as compared to other previous works.

430 We extend the ieKN approach to train n -gram LMs on ASR confusion networks. Our approach first extracts n -gram bin sequences from the confusion network and then populates different possible n -th (i.e. highest) order word sequences. Each n -th order word sequence is assigned a score by multiplying the associated arc posteriors with each other. The ieKN smoothing approach
 435 is applied to obtain the n -th order probability estimates. Then the recursive smoothing, analogous to standard KN smoothing, is applied to obtain the lower order probability estimates (Zhang and Chiang, 2014).

Table 4 presents the perplexities obtained by 3-gram and LSTM-RNN LMs on the VM and AMI datasets. LSTM-RNN LM perplexities correspond to

Table 4: Perplexities of 3-gram LMs and LSTM-RNN LMs trained on ASR 1-best hypotheses (using KN smoothing and CE+KNN, respectively) or ASR confusion networks (using ieKN smoothing and sample+KNN, respectively). (lab: labeled training set, unlab: unlabeled training set, ref: manual transcriptions, 1b: ASR 1-best, cn: ASR confusion network. Note that the ASPIRE LM with a larger vocabulary is used to decode the AMI development and test sets, and the corresponding perplexities are not comparable. unlab-ref is an oracle-like condition wherein manual transcriptions of the unlabeled training set are used for training.)

Training set / LM		3-gram LM				LSTM-RNN LM			
		VM		AMI		VM		AMI	
		Dev	Test	Dev	Test	Dev	Test	Dev	Test
	decode LM	77.3	78.0	142.3	163.6	-	-	-	-
without labeled training set	unlab-ref	52.0	54.6	69.5	76.6	47.5	50.2	70.7	79.1
	unlab-1b	68.2	72.8	100.1	116.5	62.9	68.4	114.9	137.9
	unlab-cn	64.1	68.5	95.9	111.0	57.5	62.0	102.2	121.8
with labeled training set	lab-ref + unlab-ref	50.1	52.5	67.8	74.5	44.8	47.3	67.7	75.4
	lab-ref + unlab-1b	64.0	67.4	80.5	89.8	56.0	59.0	80.6	90.4
	lab-ref + unlab-cn	61.2	64.3	78.6	87.4	53.5	56.2	76.5	85.5

440 the CE+KNN and sample+KNN methods in Table 2. Firstly, we can observe that training 3-gram LMs on ASR confusion networks with the ieKN based approach results in a significant reduction in perplexity as compared to 3-gram LMs trained on ASR 1-best hypotheses. A comparison of perplexities across 3-gram and LSTM-RNN LMs shows that the LSTM-RNN LMs achieve lower
445 perplexities on the VM dataset, namely 62.0 and 56.2 on the VM test set, without and with the labeled training set, versus 68.5 and 64.3 obtained by the ieKN 3-gram LM, respectively. However, ieKN 3-gram LMs obtain lower perplexities than LSTM-RNN LMs on the AMI dataset. This could be due to the fact that the VM dataset has longer utterances (i.e., speaker turns) as

450 compared to the AMI dataset. Moreover, we can also observe that perplexity reductions obtained by the use of ASR confusion networks instead of ASR 1-best hypotheses are greater when the labeled training data was not available, with a few exceptions.

4.1.2. ASR WER in the in-domain only training setup

455 Table 5a presents the WER obtained by the LSTM-RNN LMs trained on the ASR 1-best hypotheses and confusion networks, along with the labeled training set. ASR lattices were decoded using the seed LMs for the VM and AMI datasets, as presented in Section 3.3.4. These lattices were rescored using a KN smoothed 3-gram LM trained on a combination of the labeled data and 1-best
460 transcripts of the unlabeled data, denoted as ‘lab-ref + unlab-1b’ in Table 5a. 100-best lists were then obtained from these n-gram rescored lattices. Finally, the 100-best lists were rescored using the LSTM-RNN LMs such that the original AM scores are retained and the 3-gram and LSTM-RNN LM scores are linearly interpolated. This is denoted as ‘3g+LSTM’ in Table 5a. The weight
465 for linear interpolation was tuned on the development set. The perplexities obtained after interpolation of the 3-gram and LSTM-RNN LMs are shown in Table 5b.

The first observation from Table 5a is that the room left for WER reduction, i.e., the difference between ‘lab-ref + unlab-1b’ 3g LM rescoring and ‘lab-ref +
470 unlab-ref’ 3g+LSTM LM rescoring, is small. The absolute difference is about 2.6% on both the VM and AMI test sets. This implies that WER reduction through RNN LMs is a difficult task in such limited training data setups. On the VM dataset, the LSTM-RNN LM trained on the ASR confusion networks using sampling+KNN results in the lowest WER. On the VM dev set, the difference is
475 statistically significant (at $p = 0.05$) compared to the KL method. On the VM test set, the difference is statistically significant compared to the KL method as well as CE+KNN on ‘lab-ref + unlab-1b’.

On the AMI dataset, the WERs obtained by the LSTM-RNN LMs trained on ASR 1-best hypotheses and confusion networks are nearly the same. We

Table 5: WER and perplexity obtained after linear interpolation of 3-gram (trained on lab-ref + unlab-1b) and different LSTM-RNN LMs. (lab: labeled training set, unlab: unlabeled training set, ref: manual transcriptions, 1b: ASR 1-best, cn: ASR confusion network, KN: modified interpolated Kneser-Ney smoothing, CE: cross entropy, KL: Kullback–Leibler divergence, KNN: bigram Kneser-Ney noising. Bold font denotes the lowest WER/perplexity and underline shows performance statistically similar to the lowest. unlab-ref is an oracle-like condition wherein manual transcriptions of the unlabeled training set are used for training.)

(a) WER on rescoring 100-best lists obtained from (lab-ref + unlab-1b) 3-gram LM rescored lattices.

LM configuration				VM		AMI	
Training set / LM		Type	Method	Dev	Test	Dev	Test
	decode LM	3g	KN	39.52	39.77	32.27	35.12
with labeled training set	lab-ref + unlab-ref	3g+LSTM	CE + KNN	35.22	35.32	31.45	34.00
	lab-ref + unlab-1b	3g	KN	37.42	37.93	34.01	36.70
		3g+LSTM	CE + KNN	<u>36.42</u>	36.69	33.18	<u>35.85</u>
	lab-ref + unlab-cn		KL	36.56	36.75	<u>33.24</u>	<u>35.83</u>
			sample + KNN	36.14	36.33	<u>33.25</u>	35.77

(b) Perplexity after linear interpolation of the 3-gram and LSTM LMs (except for LM type 3g). (AMI decode LM perplexities are not comparable and not shown.)

LM configuration				VM		AMI	
Training set / LM		Type	Method	Dev	Test	Dev	Test
	decode LM	3g	KN	77.3	78.0	-	-
with labeled training set	lab-ref + unlab-ref	3g+LSTM	CE + KNN	42.1	45.0	60.6	66.6
	lab-ref + unlab-1b	3g	KN	64.0	67.4	80.5	89.8
		3g+LSTM	CE + KNN	53.1	56.1	69.2	82.1
	lab-ref + unlab-cn		KL	<u>52.1</u>	<u>55.4</u>	<u>71.7</u>	<u>80.1</u>
			sample + KNN	51.1	53.8	<u>70.6</u>	78.3

also observe that rescoreing the ASpIRE model decoded lattices with the in-domain ‘lab-ref + unlab-1b’ 3g LM increases the WER. This is mainly due to the mismatch in the vocabulary of the (ASpIRE LM) decoded lattices and the 3g LM used to rescore the lattice. To perform a WER evaluation without this bias, 100-best lists were directly obtained from the ASpIRE model decoded lattices and were rescored using the LSTM-RNN LMs. In this case there is a linear interpolation between the ASpIRE 3-gram LM and the LSTM-RNN LM. The resulting WERs, as well as the perplexity after interpolation, are presented (by the middle group of rows) in Table 6. We can observe that rescoreing 100-best lists obtained from the ASpIRE model reduces the WER below the first pass decoding results, unlike the AMI results in Table 5a. The 100-best lists obtained directly from the ASpIRE decoded lattices are less affected by the vocabulary mismatch problem.

Unlike the VM setup, the AMI setup in our experiments allows us to evaluate the WER in two settings, first wherein additional labeled training data is available and second wherein either reference transcriptions or ASR hypotheses of the labeled data may be considered for training the LSTM-RNN LMs. Table 6 presents the WER results obtained in these settings. We can observe that the availability of labeled training data results in small but consistent reductions in WER. The WERs obtained by the LSTM-RNN LMs trained on the ASR 1-best hypotheses and confusion networks are nearly the same, both with or without the labeled training set. An analysis of the perplexity reductions brought by training on ASR confusion networks, as discussed in Section 4.3, reveals that the perplexity reductions mainly come from the less frequent words. However, these less frequent words do not contribute towards WER reduction.

Finally, it must be noted that the gap between WERs of the first pass decoding (‘decode LM’) and rescoreing with LSTM-RNN LMs trained on labeled and unlabeled data (‘lab-ref + unlab-ref’) is only partly filled. This motivates the need for better methods for training RNN LMs from uncertain ASR hypotheses.

Table 6: WER on the AMI dataset after rescoreing 100-best lists obtained from the ASpiRE model using LSTM-RNN LMs trained with or without labeled training data, and perplexity of the interpolated 3g+LSTM-RNN LMs. (lab: labeled training set, unlab: unlabeled training set, ref: manual transcriptions, 1b: ASR 1-best, cn: ASR confusion network, KN: modified interpolated Kneser-Ney smoothing, CE: cross entropy, KL: Kullback–Leibler divergence, KNN: bigram Kneser-Ney noising. Bold font denotes the lowest WER within each horizontal third and underline indicates performance statistically similar to the lowest WER. unlab-ref is an oracle-like condition wherein manual transcriptions of the unlabeled training set are used for training. lab-1b and lab-cn imply that ASR hypotheses of the labeled training set are used instead of the reference transcriptions.)

LM configuration				Perplexity		WER	
Training set / LM		Type	Method	Dev	Test	Dev	Test
	decode LM	3g	KN	-	-	32.27	35.12
without labeled training set	unlab-ref	3g+LSTM	CE + KNN	67.6	75.0	30.19	32.59
	unlab-1b	3g+LSTM	CE + KNN	94.1	106.6	<u>31.80</u>	<u>34.36</u>
	unlab-cn		KL	<u>93.1</u>	104.7	<u>31.77</u>	34.48
			sample + KNN	91.2	102.7	31.71	34.28
with labeled training set	lab-ref + unlab-ref	3g+LSTM	CE + KNN	65.9	73.0	29.93	32.44
	lab-ref + unlab-1b	3g+LSTM	CE + KNN	<u>84.8</u>	95.0	<u>31.44</u>	<u>34.16</u>
	lab-ref + unlab-cn		KL	<u>83.2</u>	95.5	<u>31.44</u>	<u>34.16</u>
			sample + KNN	83.1	92.8	31.42	34.13
with labeled training set	lab-1b + unlab-1b	3g+LSTM	CE + KNN	92.8	104.9	<u>31.68</u>	<u>34.27</u>
	KL		<u>91.1</u>	102.6	<u>31.67</u>	34.26	
	lab-cn + unlab-cn		sample + KNN	89.4	100.3	31.62	<u>34.31</u>

4.2. Perplexity and WER evaluation in the adaptation setup

510 4.2.1. Perplexity in the adaptation setting

Table 7 presents the perplexities of the LSTM-RNN LMs pre-trained on a combination of SWB and the in-domain data, and then adapted to the in-

domain data. The adapted models achieve much lower perplexities than their in-domain only counterparts (shown in Table 2) in all cases, both on the VM and AMI datasets. However, note that the performance of the pre-trained and adapted LSTM-RNN LMs is not directly comparable to that of LSTM-RNN LMs trained only on the in-domain data because they have model parameters of different dimensions (64 for LSTM-RNN LMs trained only on the in-domain data and 128 for the pre-trained and adapted LSTM-RNN LMs). Moreover, it must be noted that such an out-of-domain dataset, consisting of manual transcriptions of about 300 hours of spoken conversations, may not be available for most languages.

Table 7 reveals some useful insights on the presented methods for training RNN LMs on ASR confusion networks. Adapting the LSTM-RNN LMs to the in-domain ASR hypotheses, without the labeled training data, achieves the lowest perplexities with the KL method. However, adaptation along with the labeled training data results in similar perplexities when training with ASR 1-best transcripts or ASR confusion networks, in case of the KL divergence and sampling based methods. Adaptation of the LSTM-RNN LMs using the HMM formulation results in much lower perplexities as compared to HMM based training only on the in-domain data. The perplexity reductions are observed with or without the labeled training data.

Moreover, we also observe that applying Kneser-Ney noising (KNN) when adapting to the in-domain data can lead to increased perplexities. This is more evident on the AMI dataset, both with or without the labeled training data.

4.2.2. ASR WER in the adaptation setting

Table 8 presents the WER obtained by rescoreing ASR 100-best lists using the adapted LSTM-RNN LMs. 100-best lists for the AMI development and test sets are obtained from ASPIRE model decoded lattices. 100-best lists for VM are obtained after rescoreing lattices with a 3g LM trained on ‘lab-ref + unlabeled-1b’. Accordingly, the VM WERs in Table 8 can be compared to those in Table 5a and the AMI WERs in Table 8 can be compared to those in Table 6.

Table 7: Perplexities obtained on the VM and AMI datasets by (128-d) LSTM-RNN LMs trained using different training methods in the adaptation setting. Bold font denotes the lowest perplexity within each horizontal half and underline indicates performance statistically similar to the lowest perplexity. (lab: labeled training set, unlab: unlabeled training set, ref: manual transcriptions, 1b: ASR 1-best, cn: ASR confusion network, CE: cross entropy, KL: Kullback–Leibler divergence, +KNN: bigram Kneser-Ney noising along with the method in the previous row. unlab-ref is an oracle-like condition wherein manual transcriptions of the unlabeled training set are used for training.)

Training set		Training method	SWB+VM pre-trained		SWB+VM adapted to VM		SWB+AMI pre-trained		SWB+AMI adapted to AMI	
			Dev	Test	Dev	Test	Dev	Test	Dev	Test
without labeled training set	unlab-ref	CE + KNN	68.5	70.7	40.4 40.7	43.0 43.7	88.9	97.1	61.9 62.4	68.3 69.6
	unlab-1b	CE + KNN	84.7	83.8	<u>52.4</u> 54.6	<u>56.0</u> 59.6	111.5	124.7	89.5 96.8	102.6 113.2
	unlab-cn	KL HMM			51.2 53.5	55.0 57.3			87.2 97.9	100.2 113.1
		sample			<u>53.0</u> 53.1	<u>56.0</u> <u>56.0</u>			89.9 92.1	104.0 107.3
		+ KNN								
with labeled training set	lab-ref + unlab-ref	CE + KNN	69.6	71.1	40.5 40.0	42.8 42.1	87.7	94.9	59.7 60.3	65.9 66.4
	lab-ref + unlab-1b	CE + KNN	78.2	77.1	<u>47.8</u> 49.1	<u>50.6</u> <u>51.6</u>	96.5	104.2	<u>70.5</u> 75.6	<u>77.9</u> 85.0
	lab-ref + unlab-cn	KL HMM			47.4 48.1	50.2 <u>50.8</u>			<u>70.3</u> 74.3	<u>78.4</u> 82.7
		sample			<u>48.0</u> <u>48.8</u>	<u>50.8</u> <u>51.6</u>			<u>70.6</u> 69.7	79.9 77.5
		+ KNN								

Table 8: WER evaluation in the adaptation setting. LSTM-RNN LM rescoring on 100-best lists obtained from (lab-ref + unlab-1b) 3g LM rescored lattices for VM. LSTM-RNN LM rescoring on 100-best lists obtained from the ASPIRE model for AMI. (lab: labeled training set, unlab: unlabeled training set, ref: manual transcriptions, 1b: ASR 1-best, KN: modified interpolated Kneser-Ney smoothing, CE: cross entropy. unlab-ref is an oracle-like condition wherein manual transcriptions of the unlabeled training set are used for training.)

LM configuration				VM		AMI	
Training set / LM		Type	Method	Dev	Test	Dev	Test
	decode LM	3g	KN	39.52	39.77	32.27	35.12
with labeled training set	lab-ref + unlab-ref	3g+LSTM	CE	34.65	34.74	29.45	32.05
	lab-ref + unlab-1b	3g	KN	37.42	37.93	-	-
		3g+LSTM	CE	<u>35.33</u>	35.63	<u>31.10</u>	<u>33.75</u>
		3g+LSTM	Sample	35.30	<u>35.66</u>	31.05	33.70

We can observe that the adaptation setting results in small, but significant, WER reductions compared to training only on in-domain data. In the case of VM, the best performing LSTM-RNN LM trained only on in-domain data results in 3.4% (from 37.42 to 36.14) and 4.2% (from 37.93 to 36.33) relative WER reduction on the development and test sets, respectively, while the adapted LSTM-RNN LM results in 5.6% (from 37.42 to 35.30) and 6.0% (from 37.93 to 35.63) relative WER reduction on the development and test sets, respectively. In the case of AMI, the best performing LSTM-RNN trained only on in-domain data results in 2.6% (from 32.27 to 31.42) and 2.8% (from 35.12 to 34.13) relative WER reduction on the development and test sets, respectively, while the adapted LSTM-RNN LM results in 3.7% (from 32.27 to 31.05) and 4.0% (from 35.12 to 33.70) relative WER reduction on the development and test sets, respectively. It should also be noted that the differences in the WER from training versus adaptation of LSTM-RNN LMs on reference transcriptions are quite small. We can state that, in the absence of a large relevant corpus for pre-training LSTM-RNN LMs, exploiting the ASR hypotheses from in-domain speech data with more effective training methods can lead to a better ASR performance.

4.3. A probe into the perplexity reductions

We observed that LSTM-RNN LMs trained on ASR confusion networks result in significant reductions in perplexity, even after interpolation with 3-gram LMs. However, the reductions in perplexity do not translate into significant reductions in WER. Moreover, the perplexity reductions in the adaptation setting follow a different trend than that observed in the non-adaptation setting. In order to identify the possible causes, we performed an analysis wherein we dissect the LM perplexity for words from different frequency groups. More specifically, we computed the log-likelihoods assigned by an LM to the words in the test set, then grouped the words based on their count in the in-domain training set and plotted the average perplexity obtained by each group of words. Figure 4 shows the average perplexity obtained on the AMI test set words, (a) by the LSTM-RNN LMs and (b) after interpolation of the LSTM-RNN and 3-gram LMs. The X-axis in the bar charts represent word groups based on their counts in the AMI in-domain training set. LSTM-RNN LMs trained only on the in-domain data are denoted by suffix ‘training’ and those trained in the adaptation setting are denoted by suffix ‘adaptation’. These plots correspond to ‘lab-ref + unlab-1b/cn’ in Table 6 and Table 7.

Figure 4 (a) shows that the proposed sampling based training method achieves consistent reductions in perplexity across all the word groups, with larger reductions for the less frequent words for training only on in-domain data. These reductions in perplexity are smaller in the adaptation setting. We hypothesize that this is because the less frequent words were seen during the pre-training stage on out-of-domain data in the adaptation setting.

Figure 4 (b) shows that interpolation of the LSTM-RNN LMs with the 3-gram LMs provides much larger reduction in perplexity on the less frequent words. Moreover, it reduces the differences in perplexity of the different methods for training LSTM-RNN LMs. The perplexity reductions coming from the less frequent words result in an overall reduction in perplexity on the complete test set. However, these less frequent words do not contribute to a significant reduction in the WER.

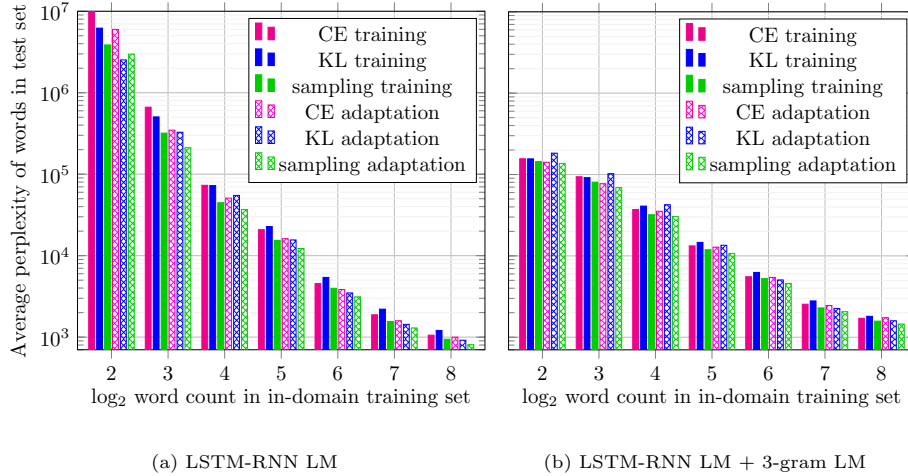


Figure 4: Average perplexity obtained by LMs on words in the AMI test set. (Higher count words on the X-axis are not shown.)

5. Conclusion

We explored three different methods to train and adapt RNN LMs on ASR confusion networks obtained from unlabeled in-domain speech, with the aim of exploiting uncertainty in ASR transcriptions, while targeting limited training data scenarios. Overall, the method based on sampling of paths from the ASR confusion networks, as well as the method which minimizes the KL divergence between the model predictions and confusion bin posteriors, lead to statistically significant reductions in perplexity, as compared to training on ASR 1-best hypotheses. Training based on the HMM formulation resulted in higher perplexities as compared to training on ASR 1-best hypotheses. However, evaluation of perplexities in the adaptation settings, wherein the RNN LM was pre-trained on out-of-domain conversations, shows that the three methods perform similarly to training on 1-best ASR hypotheses.

ASR evaluation based on rescoring of n-best lists showed that the proposed methods for training RNN LMs on ASR confusion networks do not achieve consistent WER reductions. A small but significant reduction in WER is seen in one setting on the VM dataset but never on the AMI dataset. ASR evaluation

of the pre-trained RNN LMs adapted to the manual transcriptions of entire in-
domain data reveals that similar WER reductions could be achieved by training
610 only on the in-domain data. This motivates the need for more effective methods
to train RNN LMs on uncertain ASR hypotheses.

Apart from discovering more effective methods to train RNN LMs from in-
domain speech, we also envisage to explore the recent Transformer LMs for this
615 task. Incorporating the alternate hypotheses and uncertainties using the self
attention mechanism of Transformers seems to be an interesting direction for
future work. However, training and adaptation with limited in-domain data
will remain an interesting challenge in this direction. Moreover, the proposed
methods should be evaluated for different languages as well as for rescoring in
620 end-to-end ASR systems.

6. Acknowledgments

This work was supported by the European Union’s Horizon 2020 Research
and Innovation Program under Grant Agreement No. 825081 COMPRISE
(<https://www.compriseh2020.eu/>). Experiments were carried out using the
625 Grid’5000 testbed, supported by a scientific interest group hosted by Inria and
including CNRS, RENATER and several Universities as well as other organiza-
tions (see <https://www.grid5000.fr>).

References

- Ardila, R., Branson, M., Davis, K., Kohler, M., Meyer, J., Henretty, M., Morais,
630 R., Saunders, L., Tyers, F., Weber, G., 2020. Common voice: A massively-
multilingual speech corpus, in: Proceedings of the 12th Language Resources
and Evaluation Conference, pp. 4218–4222.
- Bacchiani, M., Riley, M., Roark, B., Sproat, R., 2006. MAP adaptation of
stochastic grammars. *Computer Speech and Language* 20, 41–68.

- 635 Bacchiani, M., Roark, B., 2003. Unsupervised language model adaptation, in: Proceedings of IEEE International Conference on Acoustics, Speech, and Signal Processing (ICASSP), pp. 224–227.
- Ballinger, B., Allauzen, C., Gruenstein, A., Schalkwyk, J., 2010. On-demand language model interpolation for mobile speech input, in: Proceedings of
640 Interspeech, pp. 1812–1815.
- Bellegarda, J.R., 2004. Statistical language model adaptation: Review and perspectives. *Speech Communication* 42, 93–108.
- Burger, S., Weilhammer, K., Schiel, F., Tillmann, H.G., 2000. Verbmobil data collection and annotation, in: *Verbmobil: Foundations of Speech-to-Speech
645 Translation*, pp. 537–549.
- Chen, S.F., Goodman, J., 1996. An empirical study of smoothing techniques for language modeling, in: Proceedings of the 34th Annual Meeting of the Association for Computational Linguistics (ACL), pp. 310–318.
- Cho, K., van Merriënboer, B., Gulcehre, C., Bahdanau, D., Bougares, F.,
650 Schwenk, H., Bengio, Y., 2014. Learning phrase representations using RNN encoder–decoder for statistical machine translation, in: Proceedings of Conference on Empirical Methods in Natural Language Processing (EMNLP), pp. 1724–1734.
- Deena, S., Hasan, M., Doulaty, M., Saz, O., Hain, T., 2016. Combining feature
655 and model-based adaptation of RNNLMs for multi-genre broadcast speech recognition, in: Proceedings of Interspeech, pp. 2343–2347.
- Dror, R., Baumer, G., Shlomov, S., Reichart, R., 2018. The hitchhiker’s guide to testing statistical significance in natural language processing, in: Proceedings of the 56th Annual Meeting of the Association for Computational Linguistics
660 (Volume 1: Long Papers), pp. 1383–1392.
- Gales, M., Young, S., 2007. The application of hidden Markov models in speech recognition. *Foundations and Trends in Signal Processing* 1, 195–304.

- Gangireddy, S.R., Swietojanski, P., Bell, P., Renals, S., 2016. Unsupervised adaptation of recurrent neural network language models, in: Proceedings of Interspeech, pp. 2333–2337.
- 665 Gillick, L., Cox, S., 1989. Some statistical issues in the comparison of speech recognition algorithms, in: Proceedings of IEEE International Conference on Acoustics, Speech and Signal Processing (ICASSP), pp. 532–535.
- Godfrey, J., Holliman, E., McDaniel, J., 1992. Switchboard: telephone speech corpus for research and development, in: Proceedings of IEEE International Conference on Acoustics, Speech, and Signal Processing (ICASSP), pp. 517–520.
- 670 Hakkani-Tür, D., Béchet, F., Riccardi, G., Tur, G., 2006. Beyond ASR 1-best: Using word confusion networks in spoken language understanding. Computer Speech and Language 20, 495–514.
- 675 Haznedaroglu, A., Arslan, L.M., 2014. Language model adaptation for automatic call transcription, in: Proceedings of IEEE International Conference on Acoustics, Speech and Signal Processing (ICASSP), pp. 4102–4106.
- Hochreiter, S., Schmidhuber, J., 1997. Long short-term memory. Neural Computation. 9, 1735–1780.
- 680 Huang, C., Chen, Y., 2020. Learning spoken language representations with neural lattice language modeling, in: Proceedings of the 58th Annual Meeting of the Association for Computational Linguistics (ACL), pp. 3764–3769.
- Huang, R., Li, K., Arora, A., Povey, D., Khudanpur, S., 2020. Efficient MDI adaptation for n-gram language models, in: Proceedings of Interspeech, pp. 4916–4920.
- 685 Inan, H., Khosravi, K., Socher, R., 2017. Tying word vectors and word classifiers: A loss framework for language modeling, in: Proceedings of International Conference on Learning Representations (ICLR).

- 690 Irie, K., 2020. Advancing neural language modeling in automatic speech recognition. Ph.D. thesis. RWTH Aachen University.
- Irie, K., Kumar, S., Nirschl, M., Liao, H., 2018. RADMM: Recurrent adaptive mixture model with applications to domain robust language modeling, in: Proceedings of IEEE International Conference on Acoustics, Speech and Signal Processing (ICASSP), pp. 6079–6083.
695
- Jagfeld, G., Vu, N.T., 2017. Encoding word confusion networks with recurrent neural networks for dialog state tracking, in: Proceedings of the Workshop on Speech-Centric Natural Language Processing, pp. 10–17.
- Kim, J.Y., Liu, C., Calvo, R.A., McCabe, K., Taylor, S.C.R., Schuller, B.W.,
700 Wu, K., 2019. A comparison of online automatic speech recognition systems and the nonverbal responses to unintelligible speech. arXiv preprint arXiv:1904.12403 .
- Kuznetsov, V., Liao, H., Mohri, M., Riley, M., Roark, B., 2016. Learning n-gram language models from uncertain data, in: Proceedings of Interspeech,
705 pp. 2323–2327.
- Ladhak, F., Gandhe, A., Dreyer, M., Mathias, L., Rastrow, A., Hoffmeister, B., 2016. LatticeRNN: Recurrent neural networks over lattices, in: Proceedings of Interspeech, pp. 695–699.
- Langzhou Chen, Gauvain, J., Lamel, L., Adda, G., 2003. Unsupervised language model adaptation for broadcast news, in: Proceedings of IEEE International Conference on Acoustics, Speech, and Signal Processing (ICASSP),
710 pp. 220–223.
- Lecorvé, G., Dines, J., Hain, T., Motlicek, P., 2012. Supervised and unsupervised web-based language model domain adaptation, in: Proceedings of
715 Interspeech, pp. 182–185.
- Levit, M., Parthasarathy, S., Chang, S., 2018. What to expect from expected Kneser-Ney smoothing, in: Proceedings of Interspeech, pp. 3378–3382.

- Li, K., Xu, H., Wang, Y., Povey, D., Khudanpur, S., 2018. Recurrent neural network language model adaptation for conversational speech recognition, in: Proceedings of Interspeech, pp. 3373–3377.
- 720
- Ma, M., Nirschl, M., Biadsky, F., Kumar, S., 2017. Approaches for neural-network language model adaptation, in: Proceedings of Interspeech, pp. 259–263.
- Matusov, E., Kanthak, S., Ney, H., 2005. On the integration of speech recognition and statistical machine translation, in: Proceedings of Interspeech, pp. 3177–3180.
- 725
- Meng, S., Thambiratnam, K., Lin, Y., Wang, L., Li, G., Seide, F., 2010. Vocabulary and language model adaptation using just one speech file, in: Proceedings of IEEE International Conference on Acoustics, Speech and Signal Processing (ICASSP), pp. 5410–5413.
- 730
- Mikolov, T., Karafiát, M., Burget, L., Cernocký, J., Khudanpur, S., 2010. Recurrent neural network based language model., in: Proceedings of Interspeech, pp. 1045–1048.
- Niesler, T., Willett, D., 2002. Unsupervised language model adaptation for lecture speech transcription, in: Proceedings of International Conference on Spoken Language Processing (ICSLP), pp. 1413–1416.
- 735
- Ozerov, A., Lagrange, M., Vincent, E., 2013. Uncertainty-based learning of acoustic models from noisy data. *Computer Speech and Language* 27, 874–894.
- 740
- Pal, V., Guillot, F., Shrivastava, M., Renders, J., Besacier, L., 2020. Modeling ASR ambiguity for neural dialogue state tracking, in: Proceedings of Interspeech, pp. 1545–1549.
- Povey, D., Peddinti, V., Galvez, D., Ghahremani, P., Manohar, V., Na, X., Wang, Y., Khudanpur, S., 2016. Purely sequence-trained neural networks for

- 745 ASR based on lattice-free MMI, in: Proceedings of Interspeech, pp. 2751–2755.
- Pratap, V., Xu, Q., Sriram, A., Synnaeve, G., Collobert, R., 2020. MLS: A large-scale multilingual dataset for speech research, in: Proceedings of Interspeech, pp. 2757–2761.
- 750 Press, O., Wolf, L., 2017. Using the output embedding to improve language models, in: Proceedings of the 15th Conference of the European Chapter of the Association for Computational Linguistics (EACL): Volume 2, Short Papers, pp. 157–163.
- Pusateri, E., Gysel, C.V., Botros, R., Badaskar, S., Hannemann, M., Oualil, Y., 755 Oparin, I., 2019. Connecting and comparing language model interpolation techniques, in: Proceedings of Interspeech, pp. 3500–3504.
- Rabiner, L., Juang, B., 1986. An introduction to hidden Markov models. IEEE ASSP Magazine 3, 4–16.
- Raju, A., Hedayatnia, B., Liu, L., Gandhe, A., Khatri, C., Metallinou, A., 760 Venkatesh, A., Rastrow, A., 2018. Contextual language model adaptation for conversational agents, in: Proceedings of Interspeech, pp. 3333–3337.
- Renals, S., Hain, T., Boulard, H., 2007. Recognition and understanding of meetings the AMI and AMIDA projects, in: Proceedings of IEEE Workshop on Automatic Speech Recognition Understanding (ASRU), pp. 238–247.
- 765 Rizk, B., 2019. Evaluation of state of art open-source ASR engines with local inferencing. Bachelor’s thesis. Institute of Information Systems, Hof University.
- Sperber, M., Neubig, G., Niehues, J., Waibel, A., 2017. Neural lattice-to-sequence models for uncertain inputs, in: Proceedings of Conference on Empirical Methods in Natural Language Processing (EMNLP), pp. 1380–1389. 770

- Srivastava, N., Hinton, G., Krizhevsky, A., Sutskever, I., Salakhutdinov, R., 2014. Dropout: A simple way to prevent neural networks from overfitting. *Journal of Machine Learning Research* 15, 1929–1958.
- Sundermeyer, M., Ney, H., Schlüter, R., 2015. From feedforward to recurrent
775 LSTM neural networks for language modeling. *IEEE/ACM Transactions on Audio, Speech, and Language Processing* 23, 517–529.
- Tam, Y., Schultz, T., 2009. Correlated bigram LSA for unsupervised language model adaptation, in: *Proceedings of Advances in Neural Information Processing Systems (NIPS)*, p. 1633–1640.
- Toshniwal, S., Kannan, A., Chiu, C., Wu, Y., Sainath, T.N., Livescu, K., 2018.
780 A comparison of techniques for language model integration in encoder-decoder speech recognition, in: *Proceedings of IEEE Spoken Language Technology (SLT) Workshop*, pp. 369–375.
- Tur, G., Stolcke, A., 2007. Unsupervised language model adaptation for meeting
785 recognition, in: *Proceedings of IEEE International Conference on Acoustics, Speech and Signal Processing (ICASSP)*, pp. 173–176.
- Xie, S., Chen, L., 2013. Evaluating unsupervised language model adaptation methods for speaking assessment, in: *Proceedings of the Eighth Workshop on Innovative Use of NLP for Building Educational Applications*, pp. 288–292.
- Xie, Z., Wang, S.I., Li, J., Lévy, D., Nie, A., Jurafsky, D., Ng, A.Y., 2017. Data
790 noising as smoothing in neural network language models, in: *Proceedings of International Conference on Learning Representations (ICLR)*.
- Xu, H., Povey, D., Mangu, L., Zhu, J., 2011. Minimum Bayes risk decoding and system combination based on a recursion for edit distance. *Computer Speech
795 and Language* 25, 802–828.
- Xu, P., Karakos, D., Khudanpur, S., 2009. Self-supervised discriminative training of statistical language models, in: *Proceedings of IEEE Workshop on Automatic Speech Recognition Understanding (ASRU)*, pp. 317–322.

- Yang, X., Liu, J., 2015. Using word confusion networks for slot filling in spoken
800 language understanding, in: Proceedings of Interspeech, pp. 1353–1357.
- Zhang, H., Chiang, D., 2014. Kneser-Ney smoothing on expected counts, in:
Proceedings of the 52nd Annual Meeting of the Association for Computational
Linguistics (ACL) (Volume 1: Long Papers), pp. 765–774.
- Zhang, R., Kikui, G., 2006. Integration of speech recognition and machine trans-
805 lation: Speech recognition word lattice translation. Speech Communication
48, 321–334.
- Çelebi, A., Sak, H., Dikici, E., Saraçlar, M., Lehr, M., Prud’hommeaux, E., Xu,
P., Glenn, N., Karakos, D., Khudanpur, S., Roark, B., Sagae, K., Shafran,
I., Bikel, D., Callison-Burch, C., Cao, Y., Hall, K., Hasler, E., Koehn, P.,
810 Lopez, A., Post, M., Riley, D., 2012. Semi-supervised discriminative language
modeling for Turkish ASR, in: Proceedings of IEEE International Conference
on Acoustics, Speech and Signal Processing (ICASSP), pp. 5025–5028.