



HAL
open science

Long multi-stage training for a motor-impaired user in a BCI competition

Federica Turi, Maureen Clerc, Théodore Papadopoulo

► To cite this version:

Federica Turi, Maureen Clerc, Théodore Papadopoulo. Long multi-stage training for a motor-impaired user in a BCI competition. *Frontiers in Human Neuroscience*, 2021, 15, 10.3389/fnhum.2021.647908 . hal-03192449

HAL Id: hal-03192449

<https://inria.hal.science/hal-03192449v1>

Submitted on 8 Apr 2021

HAL is a multi-disciplinary open access archive for the deposit and dissemination of scientific research documents, whether they are published or not. The documents may come from teaching and research institutions in France or abroad, or from public or private research centers.

L'archive ouverte pluridisciplinaire **HAL**, est destinée au dépôt et à la diffusion de documents scientifiques de niveau recherche, publiés ou non, émanant des établissements d'enseignement et de recherche français ou étrangers, des laboratoires publics ou privés.

Long multi-stage training for a motor-impaired user in a BCI competition

Federica Turi *, Maureen Clerc and Théodore Papadopoulo

Université Côte d'Azur, Inria, France

Correspondence*:

2004 Route des Lucioles, 06902 Valbonne, France

turi.fed@gmail.com

2 ABSTRACT

3 In a Mental Imagery Brain-Computer Interface the user has to perform a specific mental task that
4 generates electroencephalography (EEG) components, which can be translated in commands to
5 control a BCI system. The development of a high-performance MI-BCI requires a long training,
6 lasting several weeks or months, in order to improve the ability of the user to manage his/her
7 mental tasks. This work aims to present the design of a MI-BCI combining mental imaginary
8 and cognitive tasks for a severely motor impaired user, involved in the BCI race of the Cybathlon
9 event, a competition of people with severe motor disability. In the BCI-race, the user becomes
10 a pilot in a virtual race game against up to three other pilots, in which each pilot has to control
11 his/her virtual car by his/her mental tasks. We present all the procedures followed to realize
12 an effective MI-BCI, from the user's first contact with a BCI technology to actually controlling a
13 video-game through her EEG. We defined a multi-stage user-centered training protocol in order
14 to successfully control a BCI, even in a stressful situation, such as that of a competition. We put a
15 specific focus on the human aspects that influenced the long training phase of the system and
16 the participation to the competition.

17 **Keywords:** Brain-Computer Interface (BCI), Mental Imagery, MI-BCI, event-related desynchronization (ERD), event-related
18 synchronization (ERS), long training, impaired subject, BCI competition, Cybathlon

1 INTRODUCTION

19 Mental-Imagery based Brain-Computer Interfaces (MI-BCIs) control an external device by specific EEG
20 components generated by mental imagery tasks performed by the user (Pfurtscheller and Neuper, 2001).
21 Sensorimotor rhythms (SMRs) modulate the power of the ongoing EEG signal over sensorimotor areas (i.e.
22 mu-rhythm and beta-rhythm) (Yuan and He, 2014). They occur during mental imagery tasks, such as mental
23 arithmetic or mental rotation (Faradji et al., 2009) and motor imagery (Neuper et al., 2006). This modulation
24 of power in given frequency bands and spatial locations can be used to identify the mental task that caused
25 this change in the brain rhythms. The power decrease is called an event-related desynchronization (ERD),
26 while a power increase is called event-related synchronization (ERS) (Pfurtscheller and Da Silva, 1999).

27 There are many applications which use MI-BCIs, such as neurorehabilitation (Van Dokkum et al., 2015),
28 control of external devices (Cincotti et al., 2008), virtual reality (Leeb et al., 2007) and gaming (Kauhanen
29 et al., 2007). However, there are some limitations affecting the diffusion of such systems in real life setups.
30 Among them there is the high intra- and inter-subject variability, preventing their common use in daily
31 life (Saha and Baumert, 2019). The experimental setting, the psychological state and neurophysiological

32 parameters all have an influence on the SMRs, which thus vary over time and across subjects, affecting
33 the performance of MI-BCI systems. Another important parameter impacted by this variability is the
34 design of a MI-BCI for an impaired subject. The system necessarily requires a definition phase in order
35 to find the tasks most adapted to the subject, considering his/her neurological response but also his/her
36 possibility to carry out specific tasks and then a training is fundamental to use the SMR-based BCI system.
37 Moreover, to further improve the skill of modulating sensorimotor rhythms (Wolpaw and Wolpaw, 2012), a
38 substantial training is required. Nevertheless, the basic mechanism of SMR learning is not clear. Many
39 studies investigated on the motor learning process that promote plasticity in the sensorimotor networks
40 and improve both motor and perceptual skills (Ostry and Gribble, 2016) proving that BCI skill acquisition
41 effectively allows to improve the BCI performance also in impaired subjects. Yet, subject-specific training
42 sessions may be required because the induction of plasticity varies significantly across subjects (Saha and
43 Baumert, 2019).

44 Our work was focused on the design of a MI-BCI combining mental imagery and cognitive tasks for a
45 severely motor impaired user, in preparation for the 2nd edition of the Cybathlon BCI race event, during
46 a practice competition, the BCI Series, which took place as a satellite event preceding the BCI Graz
47 conference in September 2019. The Cybathlon (Riener, 2016) is an international competition for people
48 with severe motor disability who, equipped with assistive technology, compete in different events, such
49 as the BCI race. In the BCI race, the user of the system becomes a pilot in a virtual race against up to
50 three other pilots, in which each pilot controls his/her virtual car by his/her mental tasks. The virtual car is
51 controlled on the race track through four different commands (go straight, turn right, turn left and switch
52 on the lights). By default, the car moves at constant speed on the track. A wrong control command sent by
53 the BCI system is sanctioned by a reduction in speed, making the vehicle proceed slower on the track.

54 In this paper, we present the sequence of procedures we followed to realize an effective MI-BCI, from the
55 selection of the pilot to the actual control of the video-game in the BCI Cybathlon series, with a particular
56 focus on the long training phase. We defined a multi-stage user-centered training protocol in order to
57 successfully control a BCI, even in a stressful situation, such as that of a competition.

2 PILOT SELECTION

58 Pilot selection started by asking Dr. Mariane Bruno of the Pasteur University Hospital in Nice, France, to
59 present to us some of her patients with the disabilities listed by the Cybathlon competition, who would
60 be both motivated and physically able to sustain the competition and its constraints (a long training, plus
61 traveling to the competition site). Three motor-impaired women entered in this selection process. The
62 selection process itself consisted in a few sessions of the Graz BCI protocol (Pfurtscheller and Neuper,
63 2001) as implemented in OpenViBE (Renard et al., 2010). This protocol tests the ability of the subject to
64 achieve left and right hand motor imagery. The data was collected at the hospital in two half-day sessions
65 and the signals were further analyzed offline using time-frequency plots to check visually that there was
66 some signal to discriminate between the tasks.

67 One subject was excluded due to high spastic muscular activity, which generated too much artefactual
68 EMG signal. Based on those data, two subjects were contacted to go further and have more training
69 sessions, but one of them finally withdrew, because training for the competition appeared too strenuous.
70 All further training was done with the only remaining subject, our pilot.

71 Our pilot is a 32 year-old woman, with a neurodegenerative disease since the age of 7. She has no
72 cognitive disability but severe motor disabilities. Moreover, she participated to different sports competitions

73 for disabled people but did not have any experience with BCI. She has quite a competitive spirit, which is
74 important to keep the motivation and sustain the long training sessions that we organized in the 3 months
75 before the Graz Cybathlon event.

3 TRAINING PROTOCOL

76 To efficiently train our pilot, we deployed a multi-stage training strategy, that consisted in an investigation
77 phase to determine the subject-dependent specific mental and cognitive tasks, followed by a training phase
78 using those specific tasks.

79 3.1 Investigation phase

80 The investigation phase is fundamental to define the most suitable MI tasks for the subject. Indeed, the
81 mental tasks must fulfill three criteria: the subject must be able to perform each task and be comfortable with
82 it, the individual mental task must produce a recognizable brain pattern and it must not cause undesirable
83 side effects, like spasms, discomfort or stress (Schwarz et al., 2016).

84 We collected data over several sessions in one month, from the middle of June to the middle of July
85 2019. This phase took time because this experience was new both for the user, who had never used a BCI
86 system before, and for our team. Indeed, it was the first time we worked with a disabled person, which
87 obviously requires specific attention. Therefore, a preliminary phase was necessary to create collaborative
88 relationship between the team and the user, to allow the user to become more familiar with the hardware
89 and also to allow the team to understand how to effectively manage this type of experience, defining a
90 suitable experimental protocol (Lotte et al., 2013; Schwarz et al., 2016; Perdakis et al., 2018).

91 The experiments took place in a room located in the pilot's living center "Centre René Labreuil" in Le
92 Cannet, France. During each session, the EEG signal of the subject was recorded from a ANT-Waveguard
93 cap with a Refa8 amplifier (512 Hz sampling rate). To lower the impedance between the electrodes and
94 the subject's skin below 10 k Ω , a conductive gel was applied to the ground (FPz) and to the 13 electrodes
95 placed in positions F7, Fz, F3, F4, F8, T7, C3, Cz, C4, T8, P3, P4, Pz. Two EMG electrodes were placed
96 on the user's hands to check for the presence of involuntary movements. The following MI tasks were
97 tested:

- 98 • MI of right hand (RH): close and open right hand, simulating the clamping movement.
- 99 • MI of left hand (LH): close and open left hand, simulating the clamping movement.
- 100 • Language (LAN): imagination of words that begin with a specific letter.
- 101 • Auditory (MUS): imagining singing a song.
- 102 • MI of both feet: move both feet.
- 103 • Calculus: imagination of incrementally summing numbers.
- 104 • No control (NC): relax.

105 The tasks were combined in different experimental paradigms, that were tried, in random order, during
106 the first three sessions (S01, S02 and S03). The subject had to perform the mental tasks following the
107 experimental paradigm that generally consisted in the combination of one or two control tasks interleaved
108 by a no control task. In the no control task (NC), the user was asked not to engage in any MI task, but
109 to achieve a relaxed state while gazing at a fixation cross on the screen. An example of an investigation
110 paradigm is detailed in Figure 1. We tried different intervals between tasks in order to identify the interval
111 combination that created more prominent brain responses. The paradigm was repeated 10 times in each

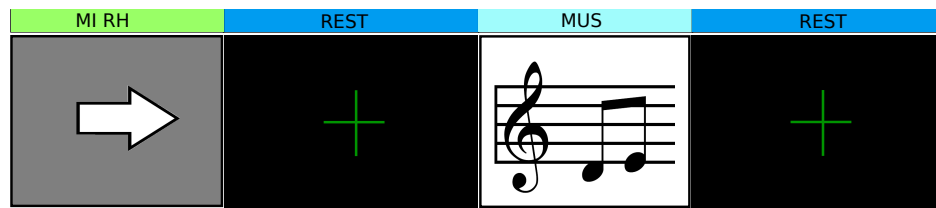


Figure 1. Example of an experimental paradigm applied in the investigation phase. We tested different time intervals of 5 s of tasks and 10 s of rest, 3 s/5 s, 3 s/10 s in order to determine the time interval that elicited prominent brain patterns.

112 run. Then, to identify the brain pattern of each task, we computed time-frequency plots to perform the
 113 event-related (de)synchronization (ERD/ERS) analysis.

114 To create an efficient and adaptive BCI system, the selection criteria of the four tasks are: being the most
 115 distinguishable on the EEG and the easiest to realize for our pilot. For instance, some tasks such as the
 116 calculus created a lot of stress for the subject, the feet and left hand MI were also really complicated for
 117 our subject and were consequently considered as unsuitable tasks at this stage.

118 Finally, at the end of this investigation phase, the mental tasks suitable for our pilot were RH, MUS, LAN.
 119 These tasks provided a specific brain pattern in the pilot's EEG, as it can be seen on the ERD/ERS maps in
 120 Figure 2, and the subject was comfortable performing them. In addition these three MI tasks, NC task was
 121 considered as the fourth task suitable for our pilot.

122 3.2 Training phase

123 The objective of the training phase was to train the subject to perform the mental tasks selected in the
 124 investigation phase. In this phase, the pilot had to perform many MI tasks without any feedback, aiming
 125 both at improving her ability to manage the tasks and at creating the training set to calibrate the BCI
 126 classifier.

127 The data were collected with the same hardware described in the previous investigation phase (see
 128 Figure 3). The sessions took place once a week from the middle of June to the end of August 2019 for a
 129 total of 8 sessions.

130 At the beginning (sessions S04 and S05), the experimental protocol consisted in 5 runs with the
 131 combination of 4 commands, but the subject reported that it was hard because it required a lot of
 132 concentration. Therefore, from sessions S06 to S07, the protocol consisted in 4 runs (RH-NC, RH-MUS-NC,
 133 RH-LAN-NC and RH-MUS-LAN-NC) and we collected 10 trials per task and run.

134 In the last sessions, we tried to reintroduce the LH motor imagery task. Indeed, the subject at this
 135 moment improved her control on the RH task and we wanted to test whether or not the control of LH task
 136 would also have improved. Hence, from sessions S08 to S13, the protocol consisted in 5 consecutive runs
 137 (RH-MUS-NC, RH-LA-NC, RH-MUS-LA-NC, RH-LH-NC and RH-LH-LAN-NC). The objective was
 138 to find the 4-class combination with the highest performance. An illustration of the 4-class experimental
 139 paradigm is exemplified in Figure 4, where the control task is represented by a small icon (an arrow
 140 pointing to the right, a music score, ...) superimposed on images extracted from the game. These images
 141 were selected to show the moment at which the subject would have to perform the task, in order to get the
 142 subject accustomed to perform the right task at the right moment.

143 In order to detect the ERD and ERS in the EEG associated to the individual mental tasks, the EEG signal
 144 was bandpass filtered in 6 different frequency bands (8–12 Hz, 16–20 Hz, 20–24 Hz, 28–32 Hz, 32–36 Hz,

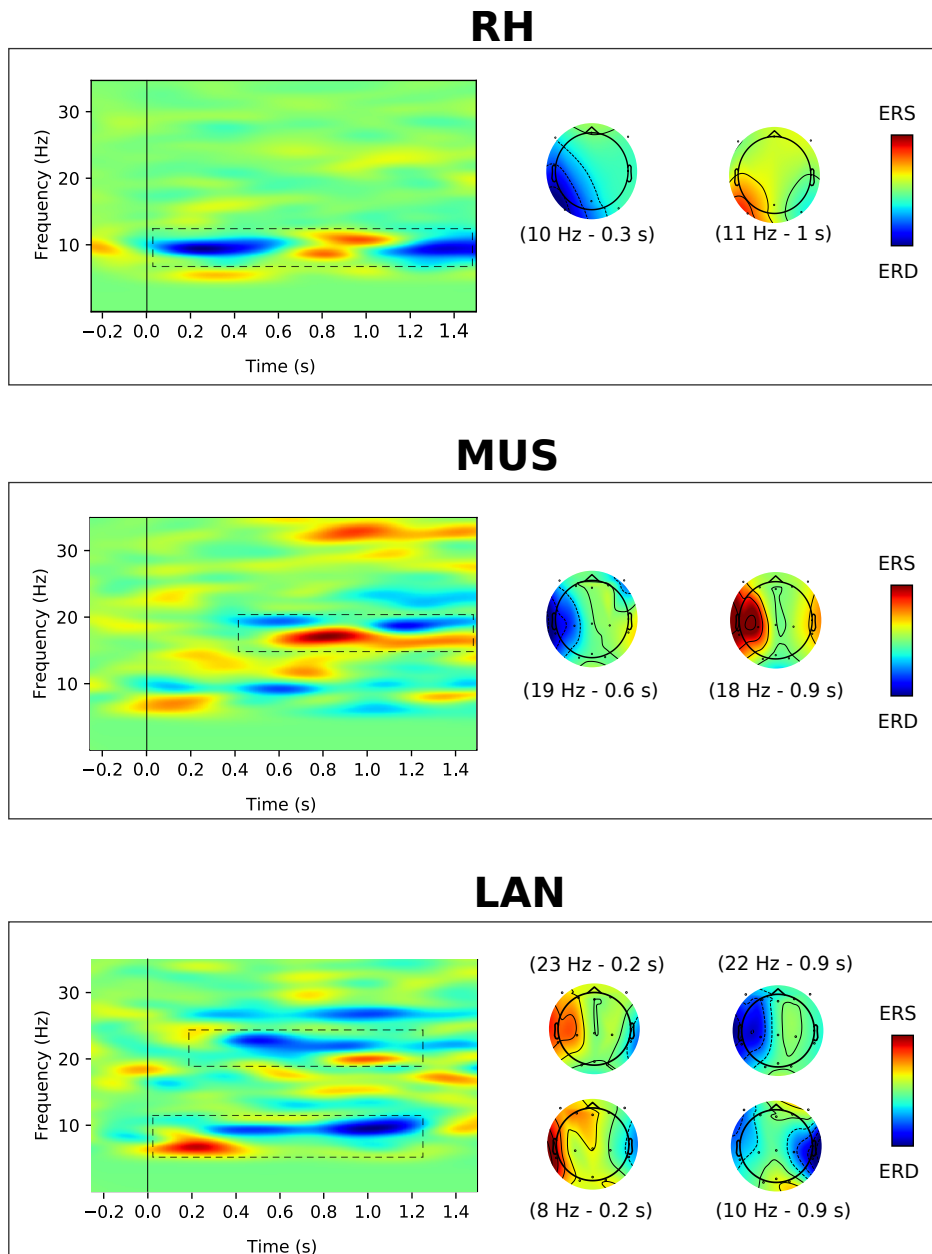


Figure 2. Average ERD/ERS maps calculated for MI of right hand (RH), auditory imagination (MUS) and word association (LAN). For each task, the pattern of activation is recognizable by dashed boxes in the frequency-time plot and the scalp topographies indicate the distributions of ERD/ERS at specific times and frequencies.

145 36–40 Hz). The ERD/ERS appear around 0.5 s after the beginning or the end of the mental task and last
 146 between 2 and 3 seconds. Therefore, we considered epochs of 2.5 s from the mental imagery onset, with
 147 steps of 0.5 s, in order to build a BCI system that reacts as fast as possible to the pilot's intent during the
 148 online game. A feature vector was constructed by computing the average power in each frequency band in
 149 two successive windows, so that to capture both ERD and ERS events. This feature vector was provided to
 150 a LDA classifier to classify the different tasks, for each task 400 samples have been considered. The LDA
 151 classifier was trained using 70 % of the band-power features as training set, the remaining 30% data were
 152 used as a validation set.



Figure 3. Experimental setup of the MI-BCI system. The pilot is wearing the EEG cap and EMG electrodes are placed on her hands.

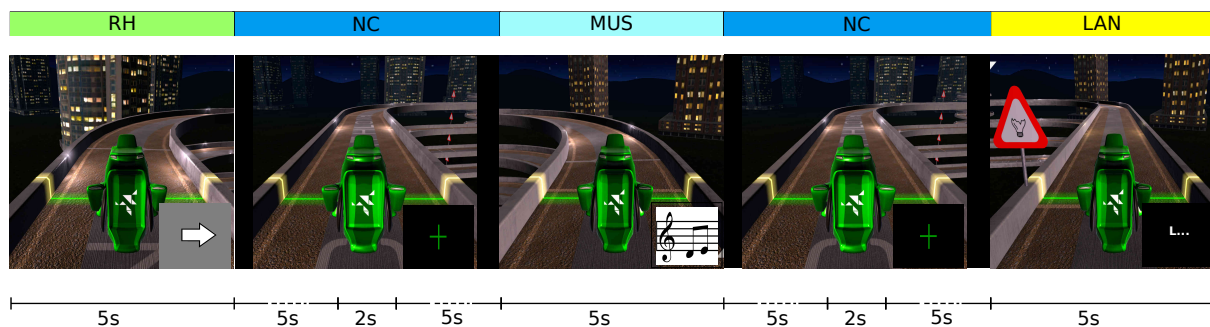


Figure 4. Experimental 4-class paradigm applied in the training phase. The user had to perform each control task (RH, MUS, LAN) for 5 s. Each task was associated to an image made by combining the task icon with an image extracted from the game at the proper time instant. The rest interval, corresponded to the no control task (NC), has a total duration of 12 s. After 5 s of this rest interval, a green cross appeared on the screen for 2 s to improve the concentration of the pilot.

153 A multi-class confusion matrix was computed to assess the performance reached by each task for the
 154 different experimental paradigms. In particular, to analyze the performance of the individual tasks per
 155 session, we considered the F-score (Eq. 1), that is a statistical measure to evaluate the test's accuracy
 156 considering both the precision and the recall. *Precision* is the number of True Positives (TP) divided by all
 157 positive predictions (TP+FP) returned by the classifier, and *recall* is the number of True Positives (TP)
 158 divided by the number of all samples that should have been identified as positive (TP+FN). F-score is more
 159 suitable for multi-class problems than the overall accuracy because it is not dependent on True Negatives
 160 (TN), that can overestimate the performance of the system (Sokolova and Lapalme, 2009).

$$F\text{-score} = 2 \cdot \frac{\textit{precision} \cdot \textit{recall}}{\textit{precision} + \textit{recall}} \quad (1)$$

161 Figure 5 shows the F-score achieved by the individual tasks across sessions. As a general remark, it can
 162 be noticed that, independently of the experimental paradigm, the user could better manage the NC task than
 163 the RH, MUS and LAN ones. Indeed, the F-score of the NC task (across all sessions and paradigms) was
 164 always above 0.8. This is a nice property as straight lines, which were associated to NC, tend to dominate
 165 in the race circuits.

166 We can furthermore notice that the performance reached in runs with 3 classes is generally more stable
 167 than the one obtained with 4 classes. Indeed, if we consider the 3-class paradigm RH-MUS-NC, the subject

168 was able to manage all the three tasks across sessions. On the contrary, if we consider the 4-class paradigm
169 RH-MUS-LAN-NC, the user managed better the NC and LAN tasks than the RH and MUS. This trend
170 perfectly reflects the difficulty of the subject to perform runs with 4 tasks, as she declared. This is the
171 reason why we designed the progressive training protocol detailed previously, in order to gradually manage
172 4-task control without requiring too much concentration and effort.

173 This strategy allowed the pilot to improve the classification performance for the 4-class combination
174 RH-MUS-LAN-NC. Indeed, as shown in the fourth plot of Figure 5, we can notice an average improvement
175 of performance from sessions S08 to S11 for the tasks RH and MUS, that the subject managed with
176 difficulty at the beginning of the training.

177 Finally, to evaluate the 4-class combination, the confusion matrix across sessions S08 to S13 were
178 computed (see Figure 6). The results reached with the RH-MUS-LAN-NC are clearly better as shown by
179 the better contrasted diagonal. Indeed, the RH-LH-LAN-NC paradigm not only displays a poor detection
180 of the LH task, but also seems to induce some disturbance in the RH-NC discrimination. Accuracies are
181 also reported to compare the classification among the 4-class combinations. It is computed as the sum of
182 the correctly identified classes (TP+TN) over the all the classified classes (TP+TN+FP+FN). In our four
183 classes case, it is the sum of the diagonal terms of the confusion matrix divided by sum all its terms. The
184 results show a difference of 5 % between the two paradigms, with an accuracy value equal to 53 % for
185 RH-MUS-LAN-NC and 48 % for RH-LH-LAN-NC.

186 Therefore, the RH-MUS-LAN-NC paradigm which reached the highest performance was selected as
187 the paradigm to apply in our closed-loop gaming BCI. Finally, the user agreed on this choice because
188 she declared to be much more comfortable with the RH-MUS-LAN-NC combination than with the
189 RH-LH-LAN-NC one.

190 3.2.1 Closed-loop BCI game

191 Figure 7 shows an illustration of the closed-loop BCI game. Basically, the EEG signal is acquired from
192 the 13 channels (the same as in the training phase) and is bandpass filtered. In parallel, the EMG signal is
193 processed in order to detect possible hand movement artifacts. Epochs corresponding to EMG artifacts are
194 removed. Then, each retained epoch is tested for eye blink artifacts. EMG and EEG artifact rejection is
195 detailed in the following paragraph. Each processed epoch provides a feature vector which is classified by
196 the LDA classifier trained using the training dataset. Finally, the classification outputs are mapped to the
197 video-game commands. In particular NC task was applied to move the car along the straight portions of the
198 race track, RH task to turn the car right, MUS task to turn the car left and LAN task to switch on the lights.

199 Software difficulties were encountered in our initial implementation which made the BCI system unstable
200 after a few minutes because of an excessive memory consumption which induced unsustainable latencies.
201 As these difficulties arose only with the Windows operating system, we decided to run the BCI system
202 on a Linux OS instead. But as the EEG acquisition software required a driver only available on Windows
203 OS, we had to rely on two computers keeping a Windows computer to acquire the EEG and EMG signals.
204 The two computers were linked using a TCP/IP connection. This required some network hardware and
205 configuration, which added significant complexity to our system (and brought additional stress to our team
206 during the live event in Graz). In the end, everything worked as expected, but much time which could have
207 been better devoted to training the pilot in situ was lost. We learned the lesson that an effective BCI system
208 must also be simple to setup, and are now working towards that goal.

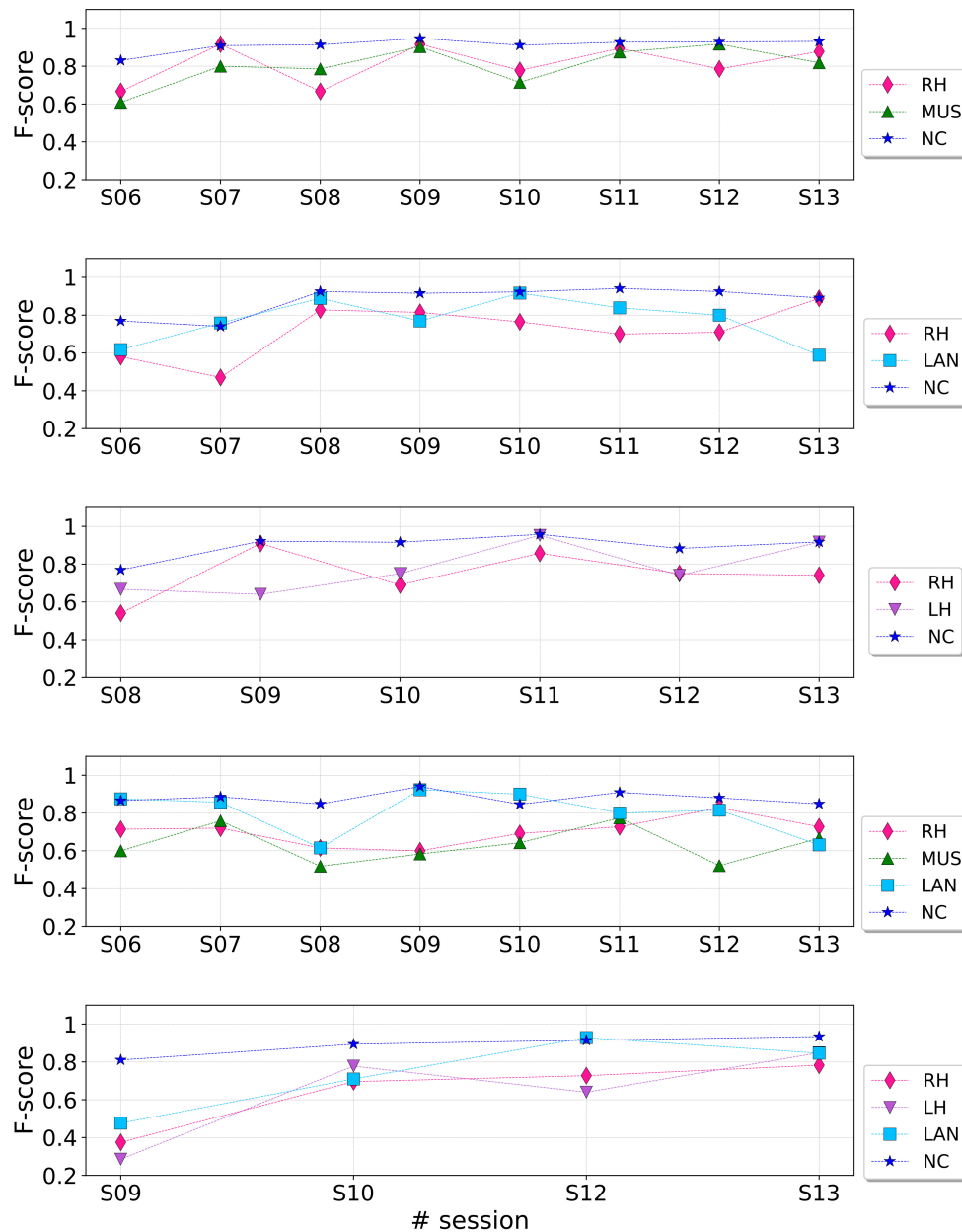


Figure 5. F-score values reached by each training paradigm across sessions.

209 3.2.2 Artifact rejection framework

210 To follow the Cyathlon BCI race regulations, we deployed an artifact rejection framework into the BCI
 211 system that includes both electromyogram (EMG) artifact rejection and eye-blink artifact rejection. The
 212 artifact rejection subsystem detects eye-blinks and/or EMG artifacts on the signals and prevents the BCI
 213 system to send any control command to the pilot's virtual car for a predefined time interval.

214 For the EMG artifact rejection, two adhesive surface electrode pairs were placed on both pilot's hands
 215 between the thumb and index fingers. We adopted this configuration because the only motor tasks achievable

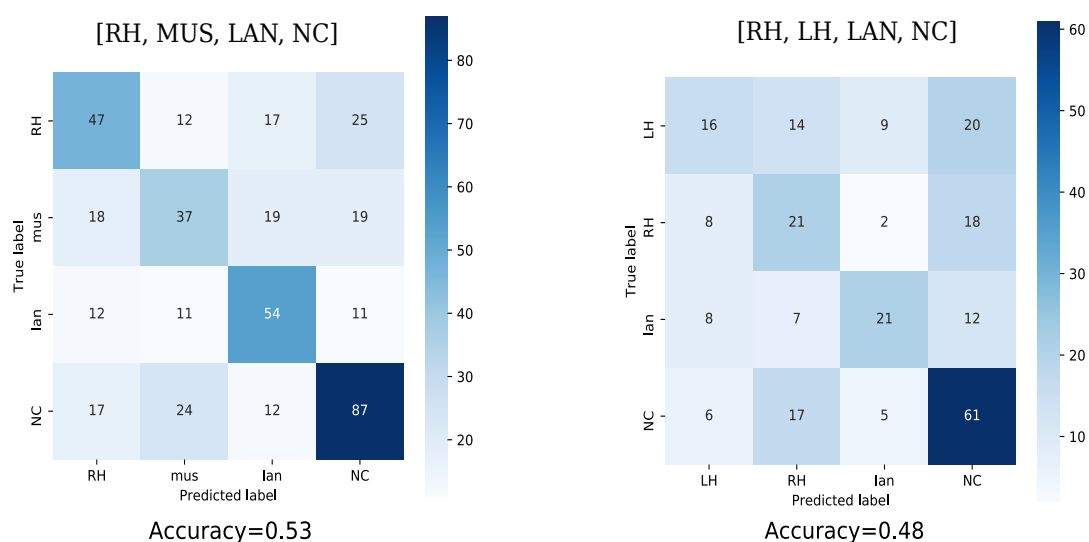


Figure 6. Confusion matrix of the two 4-class paradigms tested during the training phase, from sessions S08 to S13. Each confusion matrix reports the absolute values (numbers in black) and relative percentages (color scale) to evaluate the performance of the LDA classifier. All values on the diagonal represent the correctly classified trials. At the bottom the overall classification accuracy is given.

216 by the user were to close and open both hands, as in a clamping movement. These motor tasks were the
 217 real movements corresponding respectively to the RH and LH tasks.

218 The subject did two acquisitions, in which she performed voluntary hand movements at regular intervals
 219 in order to define an EMG threshold T_{EMG} . The EMG rejection algorithm was defined to reject epochs for
 220 which the average EMG signal amplitude exceeds by two standard deviations the threshold T_{EMG} . Thus
 221 no command can be sent to the game during such epochs.

222 The objective of the eye-blink artifact rejection was to detect the eye blinking on the EEG signals. In
 223 order not to overload the pilot with sensors, the EOG artifact rejection subsystem detects the presence
 224 of eye blinks on the frontal EEG electrodes F3 and F4, close to the left and right eyes. Artifact rejection
 225 was performed processing the EEG signals in the 8–12 Hz frequency band, in which the eye blinks of our
 226 subject was most prominent. For each epoch, the means and standard deviations of the F3 and F4 electrodes
 227 were computed. Time samples corresponding to instants in which the amplitude of F3 (respectively F4)
 228 was not in the range of the mean plus or minus three standard deviations of F3 (respectively F4) were
 229 discarded from the computation of the power features.

230 3.3 Cybathlon BCI series

231 The Cybathlon BCI series event took place in Graz in September 2019. This BCI race offered the
 232 opportunity to showcase our research and development and gave the pilot an experience of a competition,
 233 in preparation for the Cybathlon 2020 event. Six international teams participated to this event and all teams
 234 had previously participated to Cybathlon 2016, except for NITRO 1 and NITRO-2 (our team). The race
 235 followed exactly the same rules as the Cybathlon BCI race. The pilots were competing together at most
 236 four at a time.

237 The criterion for winning the game was to complete the track in the shortest possible time, not exceeding
 238 4 minutes (in which case, the distance along the track was used to rank pilots). The competition consisted
 239 in two phases: qualifications and finals. Two qualification races of three pilots were organized: the four first
 240 pilots in the qualification ranking took part to the final race A, the last two to the final race B.

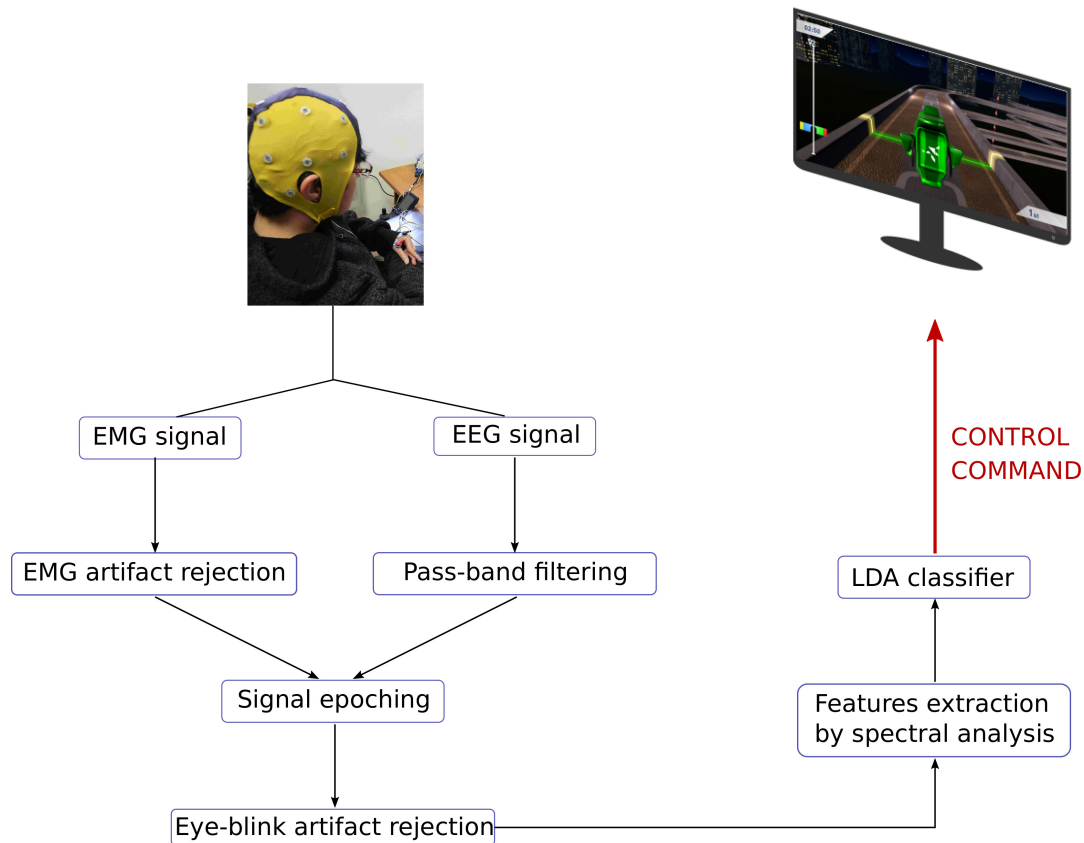


Figure 7. Outline of the closed-loop BCI system.

241 The official results of the Cybathlon BCI series are shown in Figure 8. One pilot was disqualified during
 242 the final race. The pilots who reached the first and the second place finished the whole track with a very
 243 good timing. We reached the fifth position during the qualifier race and the last position during the final
 244 race.

245 Nevertheless, the Graz experience was really useful for the future improvement of the system. We had
 246 the possibility to test our system in real life conditions, we understood the limits of our system and on what
 247 we need to work on to become more competitive for the Cybathlon race. In particular, our complicated
 248 setup of two computers connected through a network was clearly a difficulty. Because of it, we spent most
 249 of the test day trying to resolve network issues that arose in the context of the competition environment,
 250 so we had no time to train our pilot the day before the competition. Even on the day of the competition,
 251 passing the Tech-check (a test to see whether each team system is able to communicate with the game
 252 infrastructure) proved to be difficult and was achieved at the last minute. On the positive side, once we
 253 ruled out the network problems, our system proved functional and stable during the whole race, contrary to
 254 some other teams which experienced some problems and had to redo a qualification run to obtain their
 255 final result. Another success is that even if our pilot finished last, she led the race in both the qualification
 256 and final races till the last few seconds. Most probably, this is related to a concentration problem as the
 257 race took place in a crowded amphitheater with a lot of cheering for the pilots, especially around the race
 258 end and our pilot had not been trained in such an atmosphere.

Brain-Computer Interface Race Qualifying Results					
Rank	Pilot	Team	Distance	Warn.	Time
1	Bettella	WHI Team	500	0	02:55
2	Prieti	MIRAGE 91	500	0	03:35
3	Tachadee	Mahidol BCI	500	0	03:53
4	Collumb	NeuroCONCISE	455.5	0	04:00
5	Leclerc	NITRO 2	435.8	0	04:00
6	Panatier	NITRO 1	422.0	0	04:00

Graz, 17 September 2019

Brain-Computer Interface Race Ranking					
Rank	Pilot	Team	Race	Distance	Time
1	Francesco Bettella	WHI Team	A	500.0	03:03
2	Pascal Prieti	MIRAGE 91	A	500.0	03:49
3	Owen Collumb	NeuroCONCISE	A	386.6	04:00
4	Kriangkrai Tachadee	Mahidol BCI	A	99.9	00:57
5	Wilfried Panatier	NITRO 1	B	399.8	04:00
6	Karine Leclerc	NITRO 2	B	390.5	04:00

Figure 8. Cybathlon BCI series ranking.

259 Finally, we also learned a lot on the human side of the race. Airplane travel, local accommodations and
 260 land transport, while having been planned thoroughly and well in advance, were a source of stress for
 261 several pilots. We had to find solutions on the fly for several transportation or usual daily life issues.

262 3.4 Discussion and perspectives

263 The long training phase and the BCI series in Graz provided us an enriching experience to understand
 264 the limits of our current BCI system. We identified several factors that influence the usability and the
 265 performance of our system and how these can be improved in the future.

266 We would like to underline that we had only three months to design the system, adapt it as best as possible
 267 to the pilot and train her, which is not a very long period for the preparation to this type of competition.

268 We did a long phase of training but could only train her to control the game itself for a few sessions (2
 269 or 3) before the competition. For sure, learning to use the system and learning to “play” are two different
 270 tasks and therefore imply different levels of concentration. For instance, on the day of the competition, we
 271 noticed that during the last minutes, our pilot had more difficulties to stay concentrated. Concentration
 272 skills during the game could have been improved if we had had more time to train the pilot with the game.
 273 The version of the game that was provided to teams at the time was not providing expected labels, thus
 274 data collected while using the game could not be used as training data. Consequently, pure game training
 275 time was limited.

276 There were many factors that influenced the stress condition of the pilot, impacting her ability to
 277 concentrate and consequently her performance. For instance, during both investigation and training phases,
 278 the acquisition took place in a standard room in a living center, as mentioned before. The room was not
 279 equipped for EEG experiments and not shielded for external sounds, consequently many times the training
 280 sessions were disturbed by external sounds that distracted the subject. Moreover, the whole training phase
 281 took place in summer and therefore in very hot and humid conditions, this condition decreased the pilot’s
 282 concentration time-span mainly because of the inconvenience and discomfort of having to wear an EEG
 283 cap with gel during a heat wave.

284 Also, during the BCI series in Graz, many factors influenced her stress, such as competition stress, travel
285 and others logistic problems. In fact, this experience highlighted the problems faced by disabled people,
286 particularly in terms of logistics (adapted transport and infrastructure) and special needs (lifts, wheelchairs,
287 adapted taxis and toilets, etc.). It also led us to realize the stakes of the organization of such an event.

288 Another factor that probably induced an increase of the overall stress of the pilot was the presence of
289 many people and of noise during the competition. Indeed, the competition took place in an amphitheater
290 room and each pilot was positioned in front of the public, and during the competition a person commented
291 the race, whereas during all the training period, we tried to keep environmental disturbances as low as
292 possible.

293 In the BCI series in Graz, we noticed a great deal of variability between pilots. For example, residual
294 motor abilities were highly variable from one pilot to another. Some pilots were able to fully use their arms,
295 others could not move at all, some disabilities were congenital while others were recent. It is challenging to
296 create a system that can be adapted to all situations. This confirms the importance of personalizing BCI
297 systems, to tackle the needs of each user in any situation, such as a competition or real life.

298 The participation to this competition was a really exciting challenge and provided us a very informative
299 experience in the development of a BCI for a disabled person. We understand that the role of the user is
300 fundamental in a SMR-BCI system, confirming the need to develop user-centered systems in particular for
301 disabled people that present different needs, based also on their disabilities.

302 After the BCI series, there were many aspects that we would have liked to improve in our system. On the
303 human side, training the pilot to play the game with external disturbance (noise, and a cheering public) and
304 improve her concentration capability would help her to maintain her maximum performance up till the end
305 of the track. It would have also been productive to allow the pilots to train against each other in order to
306 simulate real competitions. On the system side, we need to simplify our setup and remove the use of two
307 computers linked by a network.

4 CONCLUSIONS

308 In this work, we deployed a MI-BCI system for a motor impaired user in the context of a BCI-game
309 competition. A special focus was put on the long multi-stage training necessary to obtain an effective
310 system. We presented and discussed our strategy to design an experimental user-centered experimental
311 protocol. Moreover, we highlighted that the emotional state of the user directly impacts the performance of
312 the system, in particular in a live competition.

ACKNOWLEDGMENTS

313 We thank Amandine Audino and Pierre Giacalone for the precious contribution to the development of
314 our BCI software. Our pilot Karine Leclerc, who took part in this project with a lot of enthusiasm
315 and perseverance. We would also like to acknowledge Dr. Marianne Bruno, INRIA and “Centre René
316 Labreuil”, who supported the project.

REFERENCES

317 Cincotti, F., Mattia, D., Aloise, F., Bufalari, S., Schalk, G., Oriolo, G., et al. (2008). Non-invasive
318 brain-computer interface system: towards its application as assistive technology. *Brain research bulletin*
319 75, 796–803

- 320 Faradji, F., Ward, R. K., and Birch, G. E. (2009). Plausibility assessment of a 2-state self-paced mental
321 task-based bci using the no-control performance analysis. *Journal of neuroscience methods* 180,
322 330–339
- 323 Kauhanen, L., Jylänki, P., Lehtonen, J., Rantanen, P., Alaranta, H., and Sams, M. (2007). Eeg-based
324 brain-computer interface for tetraplegics. *Computational intelligence and neuroscience* 2007
- 325 Leeb, R., Friedman, D., Müller-Putz, G. R., Scherer, R., Slater, M., and Pfurtscheller, G. (2007). Self-paced
326 (asynchronous) bci control of a wheelchair in virtual environments: a case study with a tetraplegic.
327 *Computational intelligence and neuroscience* 2007
- 328 Lotte, F., Larrue, F., and Mühl, C. (2013). Flaws in current human training protocols for spontaneous
329 brain-computer interfaces: lessons learned from instructional design. *Frontiers in human neuroscience* 7,
330 568
- 331 Neuper, C., Wörtz, M., and Pfurtscheller, G. (2006). Erd/ers patterns reflecting sensorimotor activation and
332 deactivation. *Progress in brain research* 159, 211–222
- 333 Ostry, D. J. and Gribble, P. L. (2016). Sensory plasticity in human motor learning. *Trends in neurosciences*
334 39, 114–123
- 335 Perdikis, S., Tonin, L., Saeedi, S., Schneider, C., and Millán, J. d. R. (2018). The cybathlon bci race:
336 Successful longitudinal mutual learning with two tetraplegic users. *PLoS biology* 16, e2003787
- 337 Pfurtscheller, G. and Da Silva, F. L. (1999). Event-related eeg/meg synchronization and desynchronization:
338 basic principles. *Clinical neurophysiology* 110, 1842–1857
- 339 Pfurtscheller, G. and Neuper, C. (2001). Motor imagery and direct brain-computer communication.
340 *Proceedings of the IEEE* 89, 1123–1134
- 341 Renard, Y., Lotte, F., Gibert, G., Congedo, M., Maby, E., Delannoy, V., et al. (2010). Openvibe: An
342 open-source software platform to design, test, and use brain–computer interfaces in real and virtual
343 environments. *Presence: teleoperators and virtual environments* 19, 35–53
- 344 Riener, R. (2016). The cybathlon promotes the development of assistive technology for people with
345 physical disabilities. *Journal of neuroengineering and rehabilitation* 13, 49
- 346 Saha, S. and Baumert, M. (2019). Intra- and inter-subject variability in eeg-based sensorimotor brain
347 computer interface: a review. *Frontiers in Computational Neuroscience* 13, 87
- 348 Schwarz, A., Steyrl, D., and Müller-Putz, G. R. (2016). Brain-computer interface adaptation for an end user
349 to compete in the cybathlon. In *2016 IEEE International Conference on Systems, Man, and Cybernetics*
350 *(SMC)* (IEEE), 001803–001808
- 351 Sokolova, M. and Lapalme, G. (2009). A systematic analysis of performance measures for classification
352 tasks. *Information processing and management* 45, 427–437
- 353 Van Dokkum, L., Ward, T., and Laffont, I. (2015). Brain computer interfaces for neurorehabilitation—its
354 current status as a rehabilitation strategy post-stroke. *Annals of physical and rehabilitation medicine* 58,
355 3–8
- 356 Wolpaw, J. and Wolpaw, E. W. (2012). *Brain-computer interfaces: principles and practice* (OUP USA)
- 357 Yuan, H. and He, B. (2014). Brain–computer interfaces using sensorimotor rhythms: current state and
358 future perspectives. *IEEE Transactions on Biomedical Engineering* 61, 1425–1435