



HAL
open science

Neural-based Modeling for Performance Tuning of Spark Data Analytics

Khaled Zaouk, Fei Song, Chenghao Lyu, Yanlei Diao

► **To cite this version:**

Khaled Zaouk, Fei Song, Chenghao Lyu, Yanlei Diao. Neural-based Modeling for Performance Tuning of Spark Data Analytics. 2021. hal-03116831

HAL Id: hal-03116831

<https://inria.hal.science/hal-03116831>

Preprint submitted on 20 Jan 2021

HAL is a multi-disciplinary open access archive for the deposit and dissemination of scientific research documents, whether they are published or not. The documents may come from teaching and research institutions in France or abroad, or from public or private research centers.

L'archive ouverte pluridisciplinaire **HAL**, est destinée au dépôt et à la diffusion de documents scientifiques de niveau recherche, publiés ou non, émanant des établissements d'enseignement et de recherche français ou étrangers, des laboratoires publics ou privés.

Neural-based Modeling for Performance Tuning of Spark Data Analytics

Khaled Zaouk¹, Fei Song¹, Chenghao Lyu², and Yanlei Diao^{1,2}

¹ Ecole Polytechnique, France

² University of Massachusetts at Amherst, USA

{khaled.zaouk, fei.song, yanlei.diao}@polytechnique.edu
chenghao@cs.umass.edu

Abstract. Cloud data analytics has become an integral part of enterprise business operations for data-driven insight discovery. Performance modeling of cloud data analytics is crucial for performance tuning and other critical operations in the cloud. Traditional modeling techniques fail to adapt to the high degree of diversity in workloads and system behaviors in this domain. In this paper, we bring recent Deep Learning techniques to bear on the process of automated performance modeling of cloud data analytics, with a focus on Spark data analytics as representative workloads. At the core of our work is the notion of learning workload embeddings (with a set of desired properties) to represent fundamental computational characteristics of different jobs, which enable performance prediction when used together with job configurations that control resource allocation and other system knobs. Our work provides an in-depth study of different modeling choices that suit our requirements. Results of extensive experiments reveal the strengths and limitations of different modeling methods, as well as superior performance of our best performing method over a state-of-the-art modeling tool for cloud analytics.

1 Introduction

Big data analytics has become an integral part of enterprise businesses for obtaining insights from voluminous data being generated every day. Big data analytics tasks often run in the public cloud or on the enterprise’s private cloud. A recent survey reports that currently, 65% of North American enterprises rely on public cloud platforms, and 66% run internal private clouds [8].

Performance modeling of execution runs (called jobs) of analytic tasks on a cloud platform has become a critical technical issue. From an analytical user’s perspective, it is important to keep the *latency* of analytic jobs low in order to obtain timely insight from data, while at the same time, choose appropriate configurations (the number of cores, memory size, etc.) to reduce *cloud costs*, known to be a major part of operational expenses of companies today. From a cloud service provider’s perspective, it needs to support serverless computing (e.g., [3]) by estimating the latency of a user job and deciding how many resources to allocate to offer the user a cost-performance sweet spot, as well as to use latency estimates to govern dispatching and admissions control [4]. Therefore, at the heart of massive-scale cloud analytics lies a critical technical issue: *estimate a performance objective (e.g., latency) of each analytic job under a specific*

configuration (of resource allocation and other system knobs) on a cloud platform, referred to as the performance modeling problem in this paper. Then the model can be used to tune the configuration in order to meet cost-performance goals.

Performance modeling of cloud data analytics is a hard problem for several reasons: First, there is a wide spectrum of analytics tasks, such as SQL queries, user defined functions (UDFs), machine learning (ML) tasks, that have different computational characteristics. Second, analytics jobs are run in a distributed environment, involving highly complex, dynamic CPU, IO, memory, network behaviors. Third, there are also many resource choices that affect performance (e.g., over 190 combinations of resource options covering the number of compute cores, memory, etc. in Amazon’s EC2 offerings [2]). For all of these reasons, existing modeling methods [13,20,29] that employ manually-crafted models often fail to adapt to new analytic workloads and resource options.

In this work, we bring large-scale machine learning to bear on the process of automated performance modeling of cloud data analytics, with Spark analytics chosen as representative workloads that are diverse in nature and widely deployed in the cloud. In this context, we explore the power of representation learning of Deep Neural Networks (DNNs) to develop a *unified* solution to performance modeling, namely, learning performance models of analytic jobs solely from their runtime observations, irrespective of the underlying task being SQL, machine learning, a mix of both, etc. At the core of our solution is the notion of learning workload embeddings for different jobs, capturing their fundamental computational characteristics. Such embeddings, when combined with a specific configuration (of resources and other system knobs), can be used to predict the performance of an analytic job on a cloud platform. This modeling task, however, is nontrivial even for DNNs due to complex real-world constraints in this problem domain, such as the entanglement of different factors that affect performance and a limited number of observations of an analytic task in training data (discussed in more detail in §3.) Therefore, our work provides an in-depth study of the different modeling choices to suit the constraints of the problem domain, and reports on their effectiveness for predicting latency of both streaming and batch workloads on top of Apache Spark [26] as an example distributed system.

More specifically, our contributions include the following:

- We summarize complex constraints in real-world cloud analytics applications and outline our corresponding system design (§3).
- We formulate the performance modeling problem, with an emphasis on learning workload embeddings to enable performance prediction. In addition, we leverage domain knowledge to propose three desired properties of such workload embeddings: *reconstruction*, *independence*, and *invariance* to job configurations. Guided by these properties, we explore several families of modeling choices to learn both the workload embeddings and prediction models for complex analytic jobs. These choices include (*i*) the embedding architecture; (*ii*) deep autoencoders augmented with customized disentanglement; (*iii*) Siamese neural networks; (*v*) hybrid architectures (§4).

- To enable large-scale evaluation, we collected runtime traces from an extension of a stream analytics benchmark [13] as well as the TPCx-BB benchmark [27], both of which involve a mix of SQL queries and ML tasks. Results of extensive experiments show valuable insights, including the strengths and limitations of different modeling methods and superior performance of our best technique over a state of the art modeling method for data analytics [28]. Most notably, Siamese networks, by offering the best approximation of the invariance property of embeddings, enable the most accurate models to be learned.
- End-to-end results with the best modeling technique, siamese networks, reveal reduction in runtime latency of 52.4% on the streaming benchmark and 52.44% on the TPCx-BB benchmark [27].

2 Related Work

We defer the discussion of relevant DNN models to Section 4 where we present various modeling choices. Below we discuss a few broadly related areas of research.

DBMS performance modeling and tuning. Prior work in the database community has addressed the problem of modeling and tuning database management systems (DBMS). OtterTune [28,30] and CDBTune [31] are machine learning based solutions to performance tuning: they determine how to set the DBMS parameters by modeling a performance objective as a function of the parameters and then iteratively exploring new configurations to update the model and move the observed performance toward the optimum of the objective. As we show in evaluation, Ottertune [28,30], by building a separate model for each job and mapping it to the closest past job, offers inferior performance to our approach grounded in representation learning. CDBTune [31] lacks the flexibility of returning a performance model for any objective requested by the application. Other performance modeling tools [13,20,29] use handcrafted models, and hence are hard to generalize. Recent work has used neural networks to predict latency of SQL query plans [17] or learn from existing query plans to generate better query plans [15]. These methods, however, are applicable to SQL queries only, but not machine learning tasks or arbitrary UDFs.

Cloud resource management. WiseDB [16,18] proposes learning-based techniques for cloud resource management. A decision tree is trained on a set of performance and cost related features collected from minimum cost schedules of sample workloads. Such minimum cost schedules are not available in our problem setting. Paragon [6] and Quasar [7] cast the tuning problem into a collaborative filtering based recommender system. At the core of these systems are matrix factorization techniques that learn embedding vectors for both the workload as well as the configuration. As such, these systems do not allow to predict the performance over new configuration knobs, which stands in contrast to our neural network recommender approach introduced later in Section 4.2

Model search tools such as Hyperband [14] and Spearmint [24] aim to tune the hyperparameters of ML models. Spearmint, by using Bayesian Optimization as a core component, suffers from the cold-start problem: it requires several rounds of actively tuning the configuration for a submitted job before being

able to recommend a good configuration. As a search-based tool, Hyperband tunes many configurations of hyperparameters by allocating increasingly more computation budget to more promising configurations. It, however, does not train predictive models that can guide efficient search for the best configuration.

3 System Overview

In this section, we summarize requirements from real-world use cases and outline our system design.

Real-world requirements. We model an analytic task as a *dataflow program* (a directed graph of data collections flowing between operations), which is used as the programming model in many systems like Spark [26], Flink [25], and Tensorflow [1]. If the analytic task is a SQL query, we view the query plan returned by the query optimizer also as a dataflow program. A dataflow program is referred to as a *workload* in this paper. For distributed execution, it needs to be transformed to a cluster execution plan with resource allocation and other runtime knobs instantiated. When the plan is executed, we call it a *job* and refer to all runtime knobs collectively as the *job configuration*. In this work, we focus on four types of knobs (with examples given in Spark): (1) *resource allocation knobs*: e.g., the number of executors, number of cores per executor, memory per executor; (2) *degree of parallelism*: e.g., the batch interval, block interval, parallelism; (3) *data shuffling*: e.g., the maximum size in flight, compression, bypass merge threshold; (4) *SQL specific knobs*, as used in Spark SQL.

Practical use cases pointed to the following constraints and opportunities for performance modeling.

1. *Generality for mixed workloads.* Analytics pipelines today mix SQL queries for structured data analysis, SQL with user-defined functions (UDFs) for ETL tasks (data cleaning, integration, etc.), and machine learning (ML) tasks for deep analysis. In particular, UDFs and ML tasks are essentially black-box programs with computational characteristics unknown to the system. Given the diversity of analytic tasks, a general modeling approach is needed to capture computational characteristics of these tasks. In our work, we use collected runtime metrics to do so, via *representation learning*. Note the distinction between the computational characteristics of a task (e.g., classifying the buying behaviors of users who received a coupon), and the job configuration (e.g., running the task with 10 cores, 2GB per core, using compression for data shuffling). The above two factors are orthogonal, but the collected runtime metrics reflect their *combined effect*.

2. *Limited observations per user task.* A constraint in this problem domain is that for each user task, there are only a small number of configurations that can be included in training data. This is because neither the service providers nor third-party entities (e.g., the optimizer) have the privilege to run user tasks outside their scheduled jobs, for which the user pays the cloud cost. Hence, whenever a new job is submitted, we expect to have observed only one or a few (around 5) of its configurations.

3. *Offline sampling.* To overcome the issue of limited observations, an opportunity is that the modeling tool can use a separate benchmark, e.g., TPCx-BB

used in our experiments [27], or a subset (e.g., 10%) of client workloads in the private cloud setting where the cloud is designed exclusively for a client and hence the client is likely to offer some workloads to the system for sampling. For these workloads, called *offline workloads*, we seek to sample a large set of configurations using Bayesian optimization and heuristics based on Spark best practices. Including such offline workloads in training helps develop an accurate model for *online workloads* (i.e., jobs that are triggered by the user application and incur cloud costs). It is because many real-world workloads are parameterized, i.e., generated from a set of common templates but with the parameters set to specific values by each application, and hence bear similarities across workloads.

System design. The above requirements lead to our design of a modeling system, called an Analytics Model Server (AMS), as shown in Figure 1.

The left panel shows the **online** path as a user job is submitted. The job is run initially with a default or user-specified configuration. During job execution, AMS collects a trace of metrics, collectively called an *observation*, including (i) measures of performance objectives such as latency and cost; (ii) engine-level metrics, e.g., Spark metrics such as time measurements of different steps, bytes read/written, and fetch wait time; (iii) OS metrics such as CPU, IO, and network usage. As the metrics are collected, they are written to disk for persistent storage.

The goal of modeling is to derive a job-specific prediction model, f_j , based on a global model trained using all past observations. If the workload is seen the first time, or its previous model was built from an outdated global model, the online inference module will use the current job observation to derive a new job-specific model from the most recent global model. Then f_j can be fed into an optimizer that automatically recommends a new configuration for the next execution in order to optimize the user objective (e.g., minimizing latency subject to a cost constraint). The above process repeats in future runs of the workload.

The right panel of Figure 1 shows **offline** processing with two modules. *Offline sampling:* AMS uses heuristics from Spark best practices or Bayesian optimization [24] to sample offline workloads, by selecting a wide range of configurations and collecting their observations. *Periodical retraining:* AMS periodically retrains the global model by taking all past observations, including those from both online and offline workloads.

4 Modeling Techniques

In this section, we formulate the modeling problem and then present an in-depth study of various modeling choices that suit our problem.

4.1 Formulating the Modeling Problem

The main idea behind our modeling approach is that the performance of an analytic job (without loss of generality, we use *latency* as a target objective in the following discussion) is a function f of the computational characteristics of the workload and the job configuration (under fixed hardware infrastructure). As stated in § 3, the computational characteristics of a workload, for which we

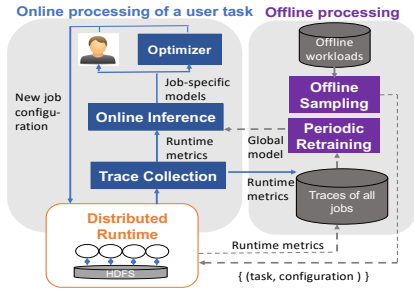


Fig. 1. Analytics Model Server (AMS)

Symbol Description	
N	total number of training points
v_j^i	i th configuration vector (of size s) set for job j
\tilde{v}_j^i	approximation of v_j^i using an encoder
x_j^i	metrics vector (of size p) observed from v_j^i
\tilde{x}_j^i	approximation of x_j^i using auto-encoder
z_j^i	latent encoding vector (of size k) obtained for job j using configuration i
z_j	latent encoding vector (of size k) for workload j
y_j^i	latency observed with the configuration v_j^i
f	regression fn outputting an approximation of y_j^i
e/d	encoder / decoder function in auto-encoder

Table 1. Notation

seek to learn a numerical representation called a *workload embedding*, are not known. At the core of our work is the notion of learning the workload embeddings automatically from runtime traces, and then combine the workload encoding and the job configuration to predict the latency of any arbitrary configuration of a given workload. If one bypasses the step of learning workload embeddings, the predictive power is limited, except when traces are generated from configurations already within training data, and otherwise suffers from inferior performance, as our evaluation results shall show in section 5.

Therefore, our modeling problem aims to learn (1) the workload embedding z_j , for job j , and (2) a function f^* that models latency based on the embedding z_j , and a given i th configuration, denoted as v_j^i , of job j . The notation used in this paper is summarized in Table 1. In other words, we want to find both f^* and $\{z_j\}$ such that:

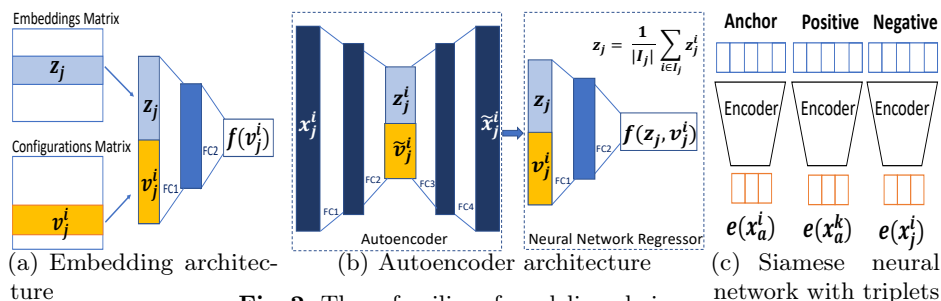
$$f^* = \operatorname{argmin}_f \frac{1}{N} \sum_{i,j} (f(z_j, v_j^i) - y_j^i)^2 \quad (1)$$

where N is the number of training points, y_j^i is the observed latency of job j under configuration v_j^i , and $\{z_j\}$ are latent embeddings that need to be learned from the observed runtime metrics x_j^i .

We propose a number of desired properties of the embedding, z_j , to guide the design of modeling:

- **Reconstruction:** For job j , the embedding z_j should allow the *reconstruction* of runtime metrics x_j^i when coupled with the configurations v_j^i . This is a typical property in learning representations from autoencoders.
- **Independence & Invariance:** z_j should be *independent* of and *invariant* to the different configurations $\{v_j^i\}$ used for job j . These properties are derived from domain knowledge that the computational characteristics of a dataflow program do not depend on, and further, do not vary with the resources used. We assume that under fixed data characteristics it is possible to satisfy these properties, which in practice depends on the ability of the representation learning method to disentangle from runtime metrics the characteristics of (parameterized) workloads and the effect of the job configuration. These prop-

erties, once achieved, will enable better accuracy in predicting latency when an arbitrary (previously never seen) configuration is applied to a new workload.



4.2 Embedding Approach

The idea of the embedding architecture was inspired by deep recommender systems that embed user profiles in real-valued vectors while training the architecture to predict user rankings of movies [10]. By analogy, we aim to embed workload characteristics in a real-valued vector so that it can be used to predict latency of a particular workload.

The architecture, as shown in Figure 2(a), couples representation learning and regression tasks within the same neural network. The architecture consists of three parts: (1) An embedding layer with a weight matrix Z denoting the latent space. Each row z_j of this matrix represents a particular workload j as its embedding vector, randomly initialized first. (2) A concatenation layer that for a particular job j , concatenates the embedding vector z_j with an input (i th) configuration v_j^i into, $(z_j || v_j^i)$. (3) Several fully connected (FC) layers that take $(z_j || v_j^i)$ as the input and produce $f(v_j^i) \equiv f(v_j^i, z_j)$ as the final output. The architecture is trained by minimizing the MSE between the predicted latency $f(v_j^i)$ and the actual latency y_j^i , that is, $\frac{1}{N} \sum_{i,j} (f(v_j^i) - y_j^i)^2$.

This architecture satisfies the independence and invariance properties since each workload embedding is represented by a unique row vector within the embedding matrix. However, this approach requires incremental training every time a new job is submitted: when the trace of a new job becomes available, we add a random row to the embedding matrix, freeze the weights of the neural network (except those at the embedding layer) and run incremental training using the trace of the new workload and backpropagate to update the embeddings.

4.3 Encoder/Decoder based Approaches

This family of approaches decouples workload extraction from the end regression task by using two neural networks, as shown in Figure 2(b). A traditional

autoencoder satisfies only the reconstruction property since it minimizes the reconstruction loss while learning the encoding function:

$$\mathcal{J} = \frac{1}{N} \sum_{i,j} \|\tilde{x}_j^i - x_j^i\|^2$$

where \tilde{x}_j^i denotes the approximation of the runtime metrics x_j^i as output by the decoder. If we use e to denote the encoding function, d the decoding function, then $\tilde{x}_j^i = d(e(x_j^i))$.

Then the encoding in the bottleneck layer is fed to a neural network regressor to train a prediction model for latency. The regressor takes as input the job configuration v_j^i and z_j (the centroid of $\{z_j^i\}_i$ for a particular workload j) and tries to approximate at its output the runtime latency y_j^i .

The loss function for the regression is simply the mean squared error:

$$L = \frac{1}{N} \sum_{i,j} (f(v_j^i, z_j) - y_j^i)^2$$

We can choose whether or not to fine tune the encoder layers while training the downstream regression task.

Customized disentanglement. Traditional autoencoders are not meant for explicitly disentangling data generation factors within the bottleneck layer. Thus, if we train a classical autoencoder, the bottleneck layer is unlikely to satisfy the independence and invariance properties stated above. Hence, we seek to guide the training of the autoencoder by adding domain knowledge and explicitly breaking the bottleneck layer into two parts. The intuition here is to force the encoding function to extract a variant part, $e_v(x_j^i)$, in a separated block of the bottleneck layer that tries to guess which configuration v_j^i yielded the observation trace given as input to the autoencoder. Then presumably, the other part of the bottleneck layer, $e_{iv}(x_j^i)$, can become less variant for the traces coming from the same workload. This architecture is depicted in Figure 2(b). The loss function of the autoencoder with our customized disentanglement then balances the reconstruction term with a configuration approximation term:

$$\mathcal{J} = \frac{1}{N} \sum_{i,j} (\|\tilde{x}_j^i - x_j^i\|^2 + \gamma \|\tilde{v}_j^i - v_j^i\|^2) \quad (2)$$

where \tilde{v}_j^i represents the encoder’s approximation of the underlying configuration when the input is x_j^i , and γ is a regularization coefficient. In this setting, the encoder function e is broken into two parts, $e(x_j^i) = (e_v(x_j^i) || e_{iv}(x_j^i))$, where $e_v(x_j^i) = \tilde{v}_j^i$ is an approximation of the generating configuration, $e_{iv}(x_j^i) = z_j^i$ is the workload encoding, and $d(e(x_j^i)) = \tilde{x}_j^i$.

Augmenting custom autoencoder with a contractive term. We also augment our customized autoencoder by adding a Jacobian term to the loss function, as introduced earlier in the literature of contractive autoencoders [21].

Our intuition is to force the designated invariant part of the encoding, $e_{iv}(x_j^i)$, to become less variant to input perturbations by adding the contraction term.

$$\mathcal{J} = \frac{1}{N} \sum_{i,j} (\|x_j^i - \tilde{x}_j^i\|^2 + \gamma \|v_j^i - \tilde{v}_j^i\|^2 + \lambda \|J_{e_{iv}}(x_j^i)\|_F^2) \quad (3)$$

where $J_{e_{iv}}$ is the Jacobian of the encoding output $z_j^i = e_{iv}(x_j^i)$ with respect to the input x_j^i .

Variational autoencoders [12] which belong to the family of generative autoencoders, are known for their ability to automatically disentangle generating factors within the learned representations. The disentanglement effect comes from the independence assumption between different components of the posterior distribution of encodings, and is embodied by forcing the covariance matrix of this posterior distribution to be a diagonal matrix. The loss function of β -variational autoencoders (β -VAE) [11] balances between minimizing a reconstruction term and a KL divergence between the posterior distribution and the prior distribution. The reconstruction term indicates how much the distribution of encodings should trust the observed data, while the KL divergence term indicates how much this distribution of encodings should mimic the prior imposed on these encodings. We compare the β -VAE to the previously introduced deterministic auto-encoders.

4.4 Siamese Neural Networks

Interestingly, our problem is also related to the few-shot learning problem in object recognition since a new workload is likely to have only a few observed configurations within training data. We thus propose in this section to use a Siamese network that has instead only an encoding part. This network aims to achieve the *similarity* property, as a relaxation of the invariance property. It encourages learning similar embeddings from different configurations corresponding to the same workload. We first train this siamese network using a triplet loss [23]; we then introduce in the next section the soft nearest neighbor loss [9,22] as part of a hybrid architecture.

Training a siamese network with a **triplet loss** requires organizing the data (as shown in Figure 2(c)) into triplets of:

- Anchor point: x_a^i , which denotes the runtime metrics observed for an anchor job a when the knob configuration is set to a particular value v^i .
- Positive point: x_a^k , which denotes the runtime metrics observed for the same anchor job a but with a different knob configuration v^k , instead of v^i .
- Negative point: x_j^i , which denotes the runtime metrics observed for a different job $j \neq a$ when the knob configuration is set to v^i , the same as the one used in the anchor point.

At the input of the architecture, we provide 3 runtime metrics vectors: x_a^i , x_a^k , x_j^i . The same fully connected layers are applied to get the embeddings from the different observations, and we obtain their respective embeddings: z_a^i , z_a^k , z_j^i . The loss function on this instance of triplets is $L_T(x_a^i, x_a^k, x_j^i)$ (defined below), and the final loss to be optimized is the sum over all the instances of triplets:

$$L_T(x_a^i, x_a^k, x_j^i) = \max(0, \|e(x_a^i) - e(x_a^k)\|^2 - \|e(x_a^i) - e(x_j^i)\|^2 + \alpha)$$

$$\mathcal{J} = \sum_{a=1}^n \sum_{i=1}^{I_s} \sum_{j \neq a} L_T(x_a^i, x_a^k, x_j^i) \quad (4)$$

where α is a margin that is tuned alongside other hyperparameters. The training of this loss function requires I_s shared configurations across all training workloads. However, an arbitrary configuration can be observed for the new workload at inference time.

4.5 Hybrid Architectures

In this section, we propose hybrid architectures that add decoders on top of Siamese neural networks.

Hybrid1. We start by augmenting the previous architecture with a decoder in order to add to the triplet loss, additional terms related to our customized disentanglement and reconstruction. We thus minimize this loss function:

$$\mathcal{J} = \sum_{a=1}^n \sum_{i=1}^{I_s} \sum_{j \neq a} L_T(x_a^i, x_a^k, x_j^i) + \gamma L_R(x_a^i, x_a^k, x_j^i) + \lambda L_C(v_a^i, v_a^k, v_j^i) \quad (5)$$

with L_T as provided in Section 4.4, L_R is the reconstruction of the *anchor*, *positive*, and *negative* terms, and L_C corresponds to the configuration approximation for the 3 terms as well:

$$L_R(x_a^i, x_a^k, x_j^i) = \|\tilde{x}_a^i - x_a^i\|^2 + \|\tilde{x}_a^k - x_a^k\|^2 + \|\tilde{x}_j^i - x_j^i\|^2$$

$$L_C(v_a^i, v_a^k, v_j^i) = \|\tilde{v}_a^i - v_a^i\|^2 + \|\tilde{v}_a^k - v_a^k\|^2 + \|\tilde{v}_j^i - v_j^i\|^2$$

Hybrid2. In contrast to the triplet loss that samples one positive and one negative point for each anchor point in a batch of data, the **Soft Nearest Neighbor** (SNN) loss [9,22] uses all the points in the batch to measure the separation between classes. We apply this loss to an encoder layer of the autoencoder so that the joint loss that we minimize has both the reconstruction term and the SNN term.

$$\mathcal{J} = \frac{1}{N} \sum_{i,j} \left(\|\tilde{x}_j^i - x_j^i\|^2 - \lambda \log \left(\frac{\sum_{k \neq i} e^{-\frac{\|z_j^i - z_k^k\|^2}{T}}}{\sum_{\substack{k,l \\ (k,l) \neq (i,j)}} e^{-\frac{\|z_j^i - z_l^k\|^2}{T}}} \right) \right)$$

where λ is a regularization coefficient and T is a temperature hyperparameter.

The soft nearest neighbor term for one training point (represented by i as index for configuration and j as index for job) is given by (assuming $T = 1$ for now):

$$-\log \frac{\sum_{k \neq i} \exp(-\|z_j^i - z_j^k\|^2)}{\sum_{\substack{k,l \\ (k,l) \neq (i,j)}} \exp(-\|z_j^i - z_l^k\|^2)} = -\log \frac{\text{numerator}}{\text{denominator}}$$

The numerator is a sum of negative exponentials of distances between the encoding z_j^i of the current job j with the current configuration i and all other encodings z_j^k for the same job j within the same batch but obtained under a configuration k different than the initial configuration i (hence $k \neq i$) (so it's a sum of distances between all "positive pairs"). The denominator is a sum of negative exponentials of distances between the encoding z_j^i and all other encodings z_l^k coming from different jobs l (hence $l \neq j$) and under different configuration from the current i (hence $k \neq i$).

We are minimizing the soft nearest neighbor term, which is equivalent to minimizing the denominator and maximizing the numerator because \log is a monotonically increasing function. The numerator is a sum over positive terms. We can maximize it by maximizing each of its term. Maximizing $\exp(-\text{distance})$ is equivalent to minimizing the distance within the exponential term. So we are trying to minimize the distance between encodings coming from the same workload (z_j^i and z_j^k). On the other hand, we are also minimizing the denominator which is as well a sum of positive terms. Minimizing the denominator consists of minimizing each term. Each term is minimized if the distance inside the negative exponential is maximized. So this corresponds to maximizing the distance between the current encoding z_j^i and other encodings z_l^k coming from different workloads under a different configuration.

As for the temperature parameter, it controls the "radius of neighbourhood" regarding points within the batch to take into account within both the numerator and the denominator. If T is very high (close to infinity), then the values of the distances will not be taken into account. Instead, the numerator will be the number of points within the same batch that belong to the same workload, and the denominator will be the number of points within the same batch that belong to a different workload. This means that under very high values of T , minimizing this loss function is not useful for learning representations that are more tightened if they belong to the same workload but far apart if they belong to different workloads. If T is very low, then the loss becomes extremely sensitive to distances between the points and a small change in the distance can make a big difference in the value of the SNN function. So T can be seen as a *smoothing* parameter.

5 Experimental Results

In this section, we evaluate all of our modeling methods using benchmark data.

5.1 Benchmarks and Trace Collection

We developed two benchmarks of Spark workloads based on (1) an extension of the streaming workloads from prior work [13] and (2) TPCx-BB [27]. We collected a *trace* for each workload under a particular configuration, covering two types of metrics: (i) Spark related metrics, collected within the Spark listener; and (ii) OS related metrics, collected using the unix command *nmon*.

Both benchmarks cover a wide range of analytics, ranging from SQL queries to ETL tasks (using SQL and UDFs) to ML tasks. The streaming benchmark tunes 10 knobs (dimension of v_j^i is 10) and comprises 70 workloads, including 53 training workloads and 17 test workloads, with 128 traces each. The TPCx-BB benchmark tunes 12 knobs (dimension of v_j^i is 12) and includes 30 templates, from which we generated 1160 workloads via parameterization. Among them, 928 are used as training workloads, including (i) 58 intensively sampled workloads with around 315 traces each, which represent the special workloads made available by the application for offline sampling, (ii) 870 sparsely sampled workloads with around 30 traces each, representing online user workloads with fewer configurations observed. Finally, 232 are reserved as test workloads, with 30 traces each.

Preprocessing. In each trace, we take the average of the metrics across the execution period of the Spark workloads and then minmax-scale both the runtime metrics x_j^i as well as the configuration knobs v_j^i . We drop constant metrics and end up with 561 metrics for each streaming workloads trace and 286 metrics for each batch workloads trace. The preprocessed traces alongside our code are available at: <https://github.com/udao-modeling/code>

5.2 Evaluation Methodology

We provide the main comparative results between different modeling techniques in Table 2 . We start with results from a baseline called "*all metrics*" and that bypasses representation learning and uses the whole vector of trace x_j^i as the encoding for the workload ($z_j^i = x_j^i$ in this case). Then, we introduce two other baseline methods from the early literature of representation learning: *PCA* and *KPCA* and use them as an encoding extraction tool instead of neural based auto-encoders. Then, we list the results obtained with the previously introduced neural network modeling techniques: (1) *Embedding* architecture introduced in §4.2, (2) *Custom autoencoder*, (3) *Custom contractive autoencoder* and (4) *Variational autoencoder* from §4.3, and (5) the *siamese neural network* from §4.4. We also list results from the 2 *hybrid* methods introduced in §4.5. Finally, we compare to a state of the art tuning tool, Ottertune [28,30].

Encoding Extraction Scheme. We consider two schemes for extracting encodings from configurations: (a) *shared scheme*: z_j is extracted from traces coming from a shared pool of configurations (averaging $\{z_j^i\}_i$ with i selected from the shared pool). (b) *arbitrary scheme*: z_j is extracted from traces coming from an arbitrary pool of configurations (averaging $\{z_j^i\}_i$ with i selected from the arbitrary pool). We also distinguish between extracting the encoding for test workloads with either 1 or 5 observations, under each of the above (a) and (b) schemes, as shown in the header of Table 2.

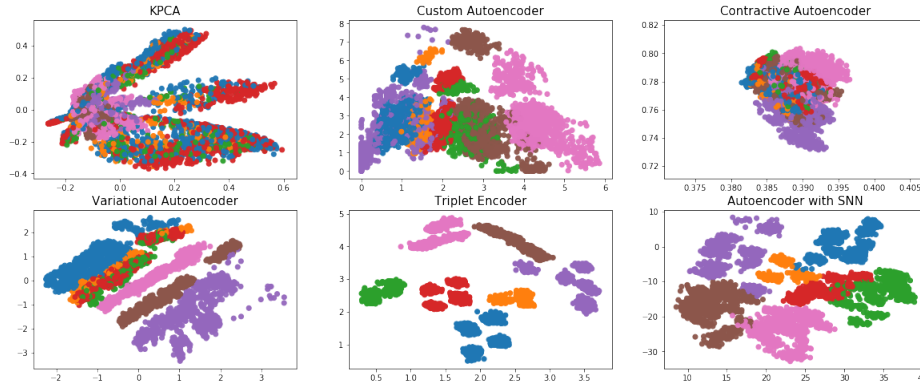


Fig. 3. 2D encodings obtained with different encoding/decoding techniques using the streaming trace dataset. *Different colors represent different templates of workloads.*

It is worth noting that the *arbitrary scheme* is more practical than the *shared scheme* since a cloud optimizer must expect receiving an *arbitrary* configuration for a newly submitted job. The modeling problem becomes even harder when only 1 trace is observed for the test workload. Nevertheless, we explicitly make the comparison between the two schemes in Table 2 to better understand which modeling technique works best under different job admission settings, and we color the most practical case (*arbitrary, 1 ob*) in Table 2

Evaluation Metric. We use the Mean Absolute Percentage Error (MAPE) metric for reporting results for the different modeling methods.

Hyper-parameter tuning. For the encoder/decoder based architectures as well as the neural networks we tune topology, optimization and other hyper-parameters (such as coefficients within loss functions) by using a 5 fold cross validation scheme that simulates the same training settings as in practical cases (observing few configurations for workloads in the left out fold).

Hardware and Implementation Details. Our workloads are deployed on several Spark clusters, each spanning 1 node for the driver and 2 for the executors. Each node has 2 processors (*Intel(R) Xeon(R) Gold 6130 CPU @ 2.10GHz*) totalling 32 cores and 754 GB of RAM for each node. The modeling approaches have been implemented mainly in Tensorflow[1], Keras[5] and scikit-learn[19].

5.3 Comparative Results of Modeling Techniques

We make the following observations from Table 2 and profiling results in Fig. 3:

1. **Baseline Methods.** If we bypass representation learning techniques and directly train a global regressor model on the runtime metrics x_j^i (but taking their job centroid x_j) alongside the input configuration(s) v_j^i , then we can get low errors on the latency estimation if we guarantee having seen a job configuration from the *shared pool*. Similarly, *PCA* and *KPCA*, two basic representation learning techniques, also work well under the same *shared scheme*. These baseline methods, however, fail to work when a job is admitted by the system under an *arbitrary* configuration. A closer look at the encodings obtained with *KPCA* applied on

	Streaming Trace				TPCx-BB Trace			
	Shared Pool		Arbitrary Pool		Shared Pool		Arbitrary Pool	
	5 obs	1 ob	5 obs	1 ob	5 obs	1 ob	5 obs	1 ob
All metrics (scaled)	11.9	10.9	34.8	34.9	7.2	7.6	8.6	29.6
PCA	11.4	11.3	24.4	60.7	11.9	16.4	70.1	50.8
KPCA	8.5	9.9	17.9	21.3	35.2	42.8	59.0	58.8
Embedding	32.8	-	22.5	-	14.7	-	12.4	-
Custom AE	16.0	13.0	20.2	21.4	16.9	22.2	19.2	49.9
Custom contractive AE	10.6	12.2	13.0	19.7	9.7	14.3	28.9	53.0
VAE	8.5	11.2	17.7	18.7	11.4	14.6	28.4	37.5
Siamese Network (triplet)	10.6	12.6	9.6	11.6	7.7	7.9	6.5	9.5
Hybrid1	11.4	12.0	27.0	11.9	7.6	8.2	6.2	9.7
Hybrid1($\lambda = 0$)	10.3	11.5	10.5	12.6	7.6	7.6	6.3	9.6
Hybrid2	9.9	12.4	11.2	12.8	7.9	8.3	6.8	10.7
Ottertune (default)	83.7	84.0	67.6	95.5	52.1	44.6	42.2	61.2
Ottertune (tuned)	50.8	63.8	36.8	67.8	41.0	33.5	35.2	38.2

Table 2. Runtime latency MAPE computed over test sets and averaged over 10 runs

raw metrics x_j^i in Figure 3 shows how encodings from different job templates are scattered in the 2D space and thus clearly violate the invariance property.

2. Autoencoders. The *custom autoencoder* fails to provide better performances than baseline methods under the different schemes. Its design, which mainly focuses on reconstructing the variant part by adding a supervision term to the reconstruction loss function, fails to offer the invariance property in the other designated part of the bottleneck layer. This insight is verified in Figure 3: while encodings learned from the custom autoencoder have better clustering properties, according to different jobs, than those learned from a basic autoencoder or KPCA, they are still scattered and not tight enough along each job’s centroid.

Further adding a *contractive* term on top of our custom autoencoder provides consistently better results across all encoding schemes for the streaming trace, but only under shared scheme for the TPCx-BB trace. The *contraction* is induced by adding the Frobenius norm of the Jacobian matrix in Eq. 3. This additional unsupervised term hence doesn’t condition the invariance of encodings according to each specific workload, but rather affects all workloads encodings by contracting them at once as seen in Figure 3.

On the other hand, the *variational autoencoder* further improves the errors on the streaming trace, but doesn’t bring improvements on the TPCx-bb trace, especially when it comes to the *arbitrary scheme*. By examining the encodings obtained from this approach in Figure 3, we see similar clustering properties as the one induced by our custom disentanglement.

3. Siamese neural networks focus on a relaxation of the invariance property and achieve drastic improvements on the errors obtained in the most constrained (challenging) setting of observing 1 *arbitrary* configuration for an admitted job, under both streaming and TPCx-BB datasets. The success of this architecture is attributed to its capacity to tightening encodings from traces of the same

workload and separating encodings of different workloads, and thus focusing on learning a more invariant encoding for each workload.

4. **Hybrid methods.** Augmenting the triplet loss function with a reconstruction term and a custom disentanglement didn't bring improvements beyond those achieved with the siamese neural network alone. Indeed, while tuning the hyperparameters of the loss function in Hybrid1, we found that γ was assigned a small value for the best hyperparameters chosen, which indicates that the loss function puts less emphasize on the reconstruction term. Further, by closely examining the results obtained with Hybrid1 and Hybrid1 ($\lambda = 0$), we can conclude that the invariance property subsumed independence in our problem settings across the two datasets. The supervised triplet loss function gave indeed consistent results on the test sets no matter how many (1 or 5) and from which pool (*arbitrary* or *shared*) configurations were sampled. The second hybrid loss function, which combines a soft nearest neighbor term (a more recent metric learning method) and a reconstruction term, provides error on the same scale as the first hybrid loss function with λ set to 0.

5. **Ottertune**[28,30], a state-of-the-art tuning tool for RDBMS, does not leverage traces from different workloads or use representation learning techniques to train a single model. In contrast to our approaches, it trains one model per workload and then maps each test workload to one of the past training workloads in order to model its performances. This leads to higher errors across the different training settings under both datasets.

6. **Embedding.** The *embedding* approach we introduced earlier in section 4.2 doesn't fully use the raw metrics x_j^i to extract an encoding upon the admission of a new job. Instead, it learns an embedding by backpropagating the least squares loss that focuses solely on the actual runtime latency y_j^i to learn a unique encoding z_j . Although this approach fully satisfies the invariance property, it remains inferior to other neural based approaches grounded in representation learning. This is because it leverages less information while learning the workload encoding. Despite that fact, it still outperforms Ottertune. Since the embedding approach requires incremental training before being able to predict, it requires a number of observed data points at least equal to the degrees of freedom (the number of components) of the embedding vector. Therefore, we don't apply this approach when having only 1 observation.

5.4 End-to-End Experiments

We use our best modeling technique (siamese neural network) in order to drive an end-to-end tuning experiment while observing a single arbitrary configuration for each test job. This initial arbitrarily set configuration is not necessarily the same across different test workloads. We then run an optimizer that enumerates combinations of different knob choices, each with a predicted latency by the siamese neural network, and recommends a configuration to minimize the latency of each test job. We record the runtime latency for the recommended

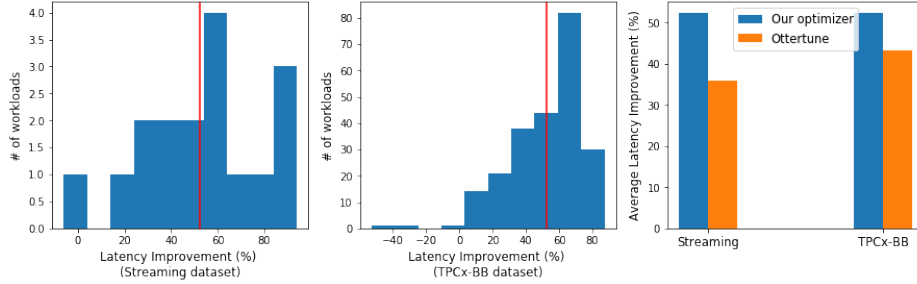


Fig. 4. End to end performances and comparison to Ottertune.

configuration³, and then compute the average of latency improvement over the initial configuration, $(1 - \frac{\text{new latency}}{\text{initial latency}})$, across the different workloads.

Figure 4 gives us direct insights on the distribution of speedup recorded for the runtime latency of workloads from both benchmarks. The left and center plots show histograms for average speedups on test workloads from both datasets. The rightmost plot shows average latency improvements obtained with our method and the ones obtained by Ottertune [28]. On average, we achieve a latency improvement of 52.4% on streaming workloads and 52.44% on TPCx-BB workloads, compared to 35.96% and 43.19% for Ottertune, respectively.

After closely examining the configurations recommended by our method and Ottertune, we noticed that both methods aggressively increase the amount of resources allocated in most of the test workloads. Increasing the amount of resources allocated for a workload (such as the total number of cores and the memory per executor) yields in general better runtime latencies regardless of the choice of the remaining knobs. This explains why the gap is not very big between both methods when it comes to end-to-end performances. However, in some of our test workloads, where initial configurations are already assigned the biggest resource capacity, and where both optimization methods keep the resource allocation knobs intact but change other knobs, our method tends to recommend better configurations than Ottertune.

6 Conclusions and Future Work

In this paper, we presented our solution to performance modeling for cloud data analytics, including (i) a system design that suits the constraints in real world applications, (ii) a notion of learning workload embeddings with desired properties for different jobs, thereby enabling performance prediction when used together with job configurations; (iii) an in-depth study of different modeling choices that meet our requirements. Results of extensive experiments show the strengths and limitations of different modeling methods, reveal the best performing technique to be the one that can best approximate the invariance property of workload

³ The optimizer’s recommendation is sometimes too optimistic due to extrapolation in a sparse search space. If the job fails to be launched with the recommended configuration, the optimizer recommends another one.

embeddings, and demonstrate our superior performance over a state-of-the-art modeling technique for cloud analytics. In future work, we plan to extend our analytics model server with transfer learning capabilities to efficiently learn performance models on different hardware types, and more advanced workload embedding techniques that can leverage logical descriptions, such as SQL query plans, that are available to a subset of workloads.

References

1. Abadi, M., Agarwal, A., et al., P.B.: TensorFlow: Large-scale machine learning on heterogeneous systems (2015), <https://www.tensorflow.org/>
2. Amazon ec2 instance types. <https://aws.amazon.com/ec2/instance-types/>
3. Amazon aurora serverless. <https://aws.amazon.com/rds/aurora/serverless/>
4. Chi, Y., Moon, H.J., et al: Sla-tree: a framework for efficiently supporting sla-based decisions in cloud computing. In: EDBT March 21-24, 2011. pp. 129–140
5. Chollet, F., et al.: Keras. <https://keras.io> (2015)
6. Delimitrou, C., Kozyrakis, C.: Qos-aware scheduling in heterogeneous datacenters with paragon. *ACM Trans. Comput. Syst.* **31**(4) (Dec 2013)
7. Delimitrou, C., Kozyrakis, C.: Quasar: Resource-efficient and qos-aware cluster management. *SIGPLAN Not.* **49**(4), 127–144 (Feb 2014)
8. Forrester predictions 2020: Cloud computing. <https://www.forrester.com/report/Predictions+2020+Cloud+Computing/-/E-RES157593>
9. Frosst, N., Papernot, N., et al.: Analyzing and improving representations with the soft nearest neighbor loss. *ArXiv abs/1902.01889* (2019)
10. He, X., Liao, L., et al.: Neural collaborative filtering. pp. 173–182. *WWW* (2017)
11. Higgins, I., Matthey, L., et al.: beta-vae: Learning basic visual concepts with a constrained variational framework. In: *ICLR* (2017)
12. Kingma, D.P., Welling, M.: Auto-encoding variational bayes. *CoRR abs/1312.6114* (2014)
13. Li, B., Diao, Y., Shenoy, P.J.: Supporting scalable analytics with latency constraints. *PVLDB* **8**(11), 1166–1177 (2015)
14. Li, L., Jamieson, K.G., et al.: Hyperband: A novel bandit-based approach to hyperparameter optimization. *JMLR* **18**, 185:1–185:52 (2017)
15. Marcus, R., Negi, P., et al.: Neo: A learned query optimizer. *PVLDB* **12**(11), 1705–1718 (Jul 2019)
16. Marcus, R., Papaemmanouil, O.: Wisedb: A learning-based workload management advisor for cloud databases. *PVLDB* **9**(10), 780–791 (2016)
17. Marcus, R., Papaemmanouil, O.: Plan-structured deep neural network models for query performance prediction. *Proc. VLDB Endow.* **12**(11), 1733–1746 (Jul 2019)
18. Marcus, R., Semenova, S., et al.: A learning-based service for cost and performance management of cloud databases. In: *ICDE 2017*. pp. 1361–1362
19. Pedregosa, F., Varoquaux, G., et al.: Scikit-learn: Machine learning in python. *J. Mach. Learn. Res.* **12**, 2825–2830 (Nov 2011)
20. Rajan, K., Kakadia, D., et al.: Perforator: eloquent performance models for resource optimization. In: *ACM SoCC*, October 5-7, 2016. pp. 415–427
21. Rifai, S., Vincent, P., et al.: Contractive auto-encoders: Explicit invariance during feature extraction. In: *ICML*. pp. 833–840 (2011)
22. Salakhutdinov, R., Hinton, G.: Learning a nonlinear embedding by preserving class neighbourhood structure. vol. 2, pp. 412–419. *PMLR* (2007)

23. Schroff, F., Kalenichenko, D., et al.: Facenet: A unified embedding for face recognition and clustering. In: IEEE CVPR June 7-12, 2015. pp. 815–823
24. Snoek, J., Larochelle, H., et al.: Practical bayesian optimization of machine learning algorithms. In: NeurIPS 2012. pp. 2960–2968
25. Apache flink: Stateful computations over data streams. <https://flink.apache.org/> (2020)
26. Apache spark: A lightning-fast unified analytics engine. <https://spark.apache.org/> (2020)
27. TPCx-BB: (bigbench) benchmark for big data analytics. <http://www.tpc.org/tpcx-bb/>
28. Van Aken, D., Pavlo, A., et al.: Automatic database management system tuning through large-scale machine learning. pp. 1009–1024. SIGMOD '17
29. Venkataraman, S., Yang, Z., et al.: Ernest: Efficient performance prediction for large-scale advanced analytics. pp. 363–378. NSDI'16
30. Zhang, B., Van Aken, D., et al.: A demonstration of the ottertune automatic database management system tuning service. PVLDB '18 **11**(12), 1910–1913
31. Zhang, J., Liu, Y., et al.: An end-to-end automatic cloud database tuning system using deep reinforcement learning. pp. 415–432. SIGMOD '19, ACM