



Covering families of triangles

Otfried Cheong, Olivier Devillers, Marc Glisse, Ji-Won Park

► To cite this version:

Otfried Cheong, Olivier Devillers, Marc Glisse, Ji-Won Park. Covering families of triangles. [Research Report] RR-9378, INRIA. 2020, pp.31. hal-03031995

HAL Id: hal-03031995

<https://inria.hal.science/hal-03031995>

Submitted on 1 Dec 2020

HAL is a multi-disciplinary open access archive for the deposit and dissemination of scientific research documents, whether they are published or not. The documents may come from teaching and research institutions in France or abroad, or from public or private research centers.

L'archive ouverte pluridisciplinaire **HAL**, est destinée au dépôt et à la diffusion de documents scientifiques de niveau recherche, publiés ou non, émanant des établissements d'enseignement et de recherche français ou étrangers, des laboratoires publics ou privés.



Covering families of triangles

Otfried Cheong, Olivier Devillers, Marc Glisse, Ji-won Park

**RESEARCH
REPORT**

N° 9378

December 2020

Project-Teams Datashape and
Gamble



Covering families of triangles

Otfried Cheong*, Olivier Devillers†, Marc Glisse‡, Ji-won Park†

Project-Teams Datashape and Gamble

Research Report n° 9378 — December 2020 — 31 pages

Abstract: A cover for a family \mathcal{F} of sets in the plane is a set into which every set in \mathcal{F} can be isometrically moved. We are interested in the convex cover of smallest area for a given family of triangles. Park and Cheong conjectured that any family of triangles of bounded diameter has a smallest convex cover that is itself a triangle. The conjecture is equivalent to the claim that for every convex set \mathcal{X} there is a triangle Z whose area is not larger than the area of \mathcal{X} , such that Z covers the family of triangles contained in \mathcal{X} . We prove this claim for the case where a diameter of \mathcal{X} lies on its boundary. We also give a complete characterization of the smallest convex cover for the family of triangles contained in a half-disk, and for the family of triangles contained in a square. In both cases, this cover is a triangle.

Key-words: Triangles, Smallest area, Universal cover, Convex cover, Crescent, Half-disk, Square

This work was initiated at the 18th INRIA-McGill-Victoria Workshop on Computational Geometry at the Bellairs Research Institute. Three last authors are funded by ANR-17-CE40-0017 of the French National Research Agency (Aspag)

* School of Computing, KAIST, Daejeon, Korea. otfried@kaist.airpost.net.

† Université de Lorraine, CNRS, Inria, LORIA, F-54000 Nancy, France. Olivier.Devillers@inria.fr.

‡ Université Paris-Saclay, CNRS, Inria, Laboratoire de Mathématiques d'Orsay, 91405, Orsay, France. Marc.Glisse@inria.fr.

RESEARCH CENTRE
NANCY – GRAND EST

615 rue du Jardin Botanique
CS20101
54603 Villers-lès-Nancy Cedex

Sur la couverture de familles de triangles

Résumé : Une couverture pour une famille \mathcal{F} d'ensembles du plan est un ensemble dans lequel chaque ensemble de \mathcal{F} peut être déplacé de manière isométrique. Nous nous intéressons à la couverture convexe ayant la plus petite surface pour une famille de triangles. Park et Cheong ont supposé que toute famille de triangles de diamètre borné a une plus petite couverture convexe qui est elle-même un triangle. Cette conjecture est équivalente à l'affirmation selon laquelle pour chaque ensemble convexe \mathcal{X} il y a un triangle Z dont la surface n'est pas plus grande que celle de \mathcal{X} , de sorte que Z couvre la famille de triangles contenus dans \mathcal{X} . Nous prouvons cette affirmation dans le cas où un diamètre de \mathcal{X} se trouve sur le bord de \mathcal{X} . Nous donnons également une caractérisation complète de la plus petite couverture convexe pour la famille de triangles contenus dans un demi-disque, et pour la famille de triangles contenus dans un carré.

Mots-clés : Triangles, Plus petite aire, Couverture universelle, Couverture convexe, Croissant, Demi-disque, Carré

1 Introduction

A *cover* for a family \mathcal{F} of sets in the plane is a set into which every set in \mathcal{F} can be isometrically moved. We call a cover *smallest* if it has smallest possible area. Smallest convex covers have been studied for various families of planar shapes. In 1914, Lebesgue asked for the smallest convex cover for the family of all sets of diameter one. The problem is still open, with the best known upper bound on the area being 0.845 [1, 5] and the best known lower bound being 0.832 [3]. Moser’s worm problem asks for the smallest convex cover for the family of all curves of length one, with the best known upper bound of 0.271 [9, 10] and the best known lower bound of 0.232 [6]. More variants can be found in [11, 2].

These problems appear to be hard because we do not even have a conjecture on the shape of a smallest convex cover. The best lower bound for Lebesgue’s problem, for instance, is based on an approximation to the optimal placement of a circle, a triangle, and a pentagon obtained through an exhaustive computer search [3].

While smallest convex covers have remained elusive for most families, we have a complete answer for some *families of triangles*. Kovalev showed that the smallest convex cover for the family of all triangles of perimeter one is a uniquely determined triangle [7, 4]. Füredi and Wetzel showed that the same holds for the family of all triangles of diameter one [4], and Park and Cheong showed the same for the family of triangles of circumradius one, as well as for any family of two triangles [8]. These known results led Park and Cheong to make the following conjecture:

Conjecture 1 ([8]). *For any bounded family \mathcal{T} of triangles there is a triangle Z that is a smallest convex cover for \mathcal{T} .*

It is easy to see that this is equivalent to the following conjecture:

Conjecture 2 ([8]). *Let \mathcal{X} be a convex set. Then there is a triangle Z whose area is at most the area of \mathcal{X} , such that Z is a convex cover for the family of triangles contained in \mathcal{X} .*

In this paper, we add to the existing evidence motivating these conjectures. In particular, we prove that Conjecture 1 is true for the family of triangles contained in a given half-disk, and for the family of triangles contained in a given square. The half-disk result is a rather easy warm-up exercise, proven in Section 5; see Figure ??.

Theorem 3. *The triangle with sides $\sqrt{2}$, $1 + \sqrt{2}$, and $\sqrt{3}$ is a smallest convex cover for the family of triangles contained in the half-disk of radius one.*

The family of triangles contained in the unit square turns out to be much harder. Intriguingly, there is a “nice” triangle \mathcal{C}^* with angles 60° , 75° , and 45° and a longest edge of length $\sqrt{2}$ that covers “most” triangles contained in the unit square. However, some skinny triangles—the worst case being the isosceles triangle with apex angle $\approx 5.6^\circ$ —do not fit into \mathcal{C}^* , and the actual smallest convex cover is a triangle \mathcal{C} whose longest edge has length about $\sqrt{2} + 0.005$. We prove that \mathcal{C} indeed covers all triangles contained in the unit square in Section 6; see Figure 2).

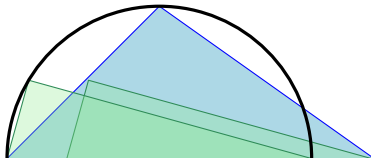


Figure 1: The smallest convex cover (green triangle) for triangles in a half-disk.

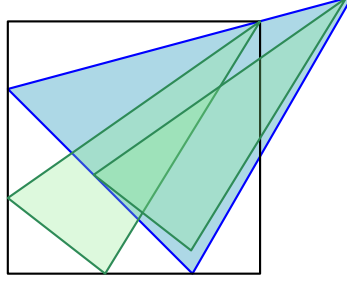


Figure 2: The smallest convex cover (green triangle) for triangles in a square.

Theorem 4. *The unique smallest convex cover for the family of triangles contained in the unit square is the triangle $\triangle XYZ$ with $\angle XZY = \frac{\pi}{3}$, $|ZY| = \frac{1}{\cos \frac{\pi}{12}}$, and*

$$|XZ| = \frac{\sin(\frac{\pi}{3} + 2\theta_0)}{\cos(\frac{\pi}{4} - \theta_0) \sin(\frac{\pi}{3})} \approx 1.4195,$$

$$\text{where } \theta_0 = \tan^{-1} \left(\frac{1}{\sqrt[3]{2 + \sqrt{3}}} \right) - \frac{\pi}{6} \approx 0.049 \approx 2.81^\circ.$$

In our second main result, we consider Conjecture 2. It is known to hold when \mathcal{X} is a disk [8], a half-disk (Theorem 3), or a square (Theorem 4). In Section 3, we prove the following theorem, which extends this to a much larger family of shapes \mathcal{X} :

Theorem 5. *Let \mathcal{X} be a crescent, that is, a convex set that contains a diameter on its boundary. Then there is a triangle Z whose area is at most the area of \mathcal{X} , such that Z is a convex cover for the family of triangles contained in \mathcal{X} .*

Note that we do not claim that the triangle Z is a smallest cover for the family of triangles contained in \mathcal{X} . For instance, a half-disk is a crescent, but the triangle Z constructed in the proof of Theorem 5 is larger than the optimal triangle cover of Theorem 3. While proving Conjecture 2 would imply Conjecture 1, the special case of Theorem 5 does therefore not seem to imply any special case of Conjecture 1. In particular, it does not allow us to claim that the family of triangles contained in a given crescent has a triangular smallest convex cover.

2 Notation

For three points $A, B, C \in \mathbb{R}^2$, we let AB denote the line through A and B , let \overline{AB} denote the line segment connecting A and B , and let $\triangle ABC$ denote the triangle ABC . When AB is not horizontal, then we let \mathcal{H}_{AB} denote the horizontal strip bounded by the horizontal lines through A and through B . For a point $P \in \mathcal{H}_{AB}$, we define $\zeta_{AB}(P)$ as the *horizontal distance* between P and the line AB . Formally, $\zeta_{AB}(P) = |PX|$, where X is the intersection point of AB with the horizontal line through P .

For a point P and a distance $t \geq 0$, we define points $P \ominus t = P - (t, 0)$ and $P \oplus t = P + (t, 0)$. In other words, $P \ominus t$ and $P \oplus t$ lie on the horizontal line through P at distance t to the left and to the right of P .

We say that a triangle T *fits into* a convex planar set \mathcal{X} if there is a triangle $T' \subset \mathcal{X}$ such that T and T' are congruent, that is, T' is the image of T under a combination of translations,

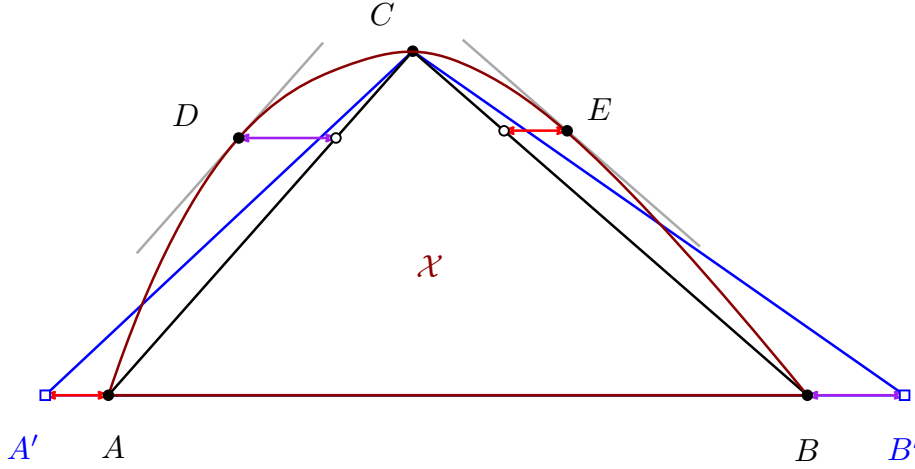


Figure 3: Construction of a triangular cover from a crescent.

rotations, and symmetry. We say that T *maximally fits into* \mathcal{X} if T fits into \mathcal{X} , but there is no triangle $T' \supsetneq T$ that fits into \mathcal{X} .

We define a *crescent* to be a convex shape whose diameter lies on its boundary. Any triangle is itself a crescent. For a convex planar set \mathcal{X} , let $|\mathcal{X}|$ denote the area of \mathcal{X} .

3 Every crescent has a triangular cover

We start by describing how to construct a triangular cover for the family of all triangles in a given crescent. See Figure 3 for illustration. Let \mathcal{X} be a crescent with diameter $AB \subset \partial\mathcal{X}$. We assume that AB is horizontal. Let C be a highest point on $\partial\mathcal{X}$, that is, a point maximizing the distance from AB , let D be a point on the curve $AC \subset \partial\mathcal{X}$ maximizing the horizontal distance from AC , and let E be a point on the curve $BC \subset \partial\mathcal{X}$ maximizing the horizontal distance from BC . In other words, \mathcal{X} has a horizontal tangent in C , a tangent parallel to AC in D , and a tangent parallel to BC in E . Let $A' = A \ominus \zeta_{BC}(E)$ and $B' = B \oplus \zeta_{AC}(D)$. We claim that $\triangle A'B'C$ is indeed a cover for the set of triangles in \mathcal{X} , and that $|\triangle A'B'C| \leq |\mathcal{X}|$.

Theorem 6. *If a triangle fits into the crescent \mathcal{X} , then it fits into the triangle $\triangle A'B'C$.*

Before we prove Theorem 6, we show how it implies the result stated in the introduction.

Proof of Theorem 5. It suffices to observe that for the triangle $Z = \triangle A'B'C$ constructed in Theorem 6 we have $|Z| \leq |\mathcal{X}|$ since

$$\begin{aligned} Z &= \triangle A'AC \cup \triangle ABC \cup \triangle BB'C, \\ \mathcal{X} &\supset \triangle ADC \cup \triangle ABC \cup \triangle BEC, \end{aligned}$$

and $|\triangle A'AC| = |\triangle BEC|$ and $|\triangle BB'C| = |\triangle ADC|$. □

To prove Theorem 6, we first need a few lemmas. The first one characterizes triangles that maximally fit into a crescent.

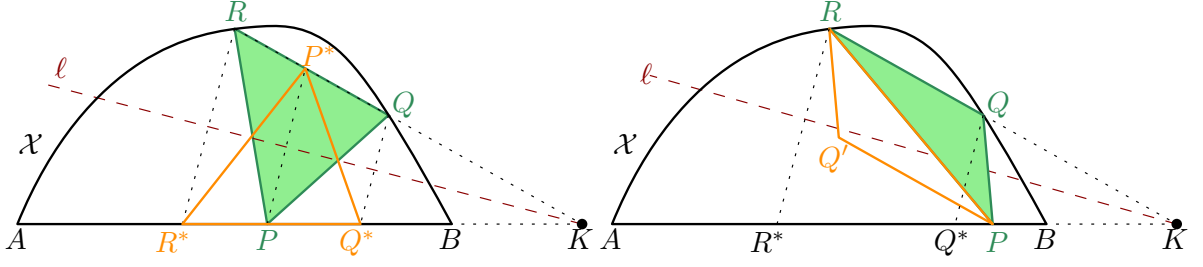


Figure 4: Proof of Lemma 7.

Lemma 7. *Let \mathcal{X} be a crescent with horizontal diameter \overline{AB} contained in the upper halfplane bounded by AB . If a triangle $\triangle PQR$ fits maximally into \mathcal{X} , then it is of one of the following three forms:*

- (i) $P = A$, $Q = B$, and $R \in \partial\mathcal{X} \setminus \overline{AB}$;
- (ii) $P = A$, $R, Q \in \partial\mathcal{X} \setminus \overline{AB}$, with R to the left of and above Q ;
- (iii) $P = B$, $R, Q \in \partial\mathcal{X} \setminus \overline{AB}$, with R to the left of and below Q .

Proof. Since $\triangle PQR$ maximally fits into \mathcal{X} , we can assume that P, Q, R all lie on the boundary $\partial\mathcal{X}$. If no vertex lies on \overline{AB} , we can translate the triangle downwards until it touches \overline{AB} , so we can assume that $P \in \overline{AB}$. If $Q \in \overline{AB}$, then $\triangle PQR \subset \triangle ABR$, so the maximality implies that $\triangle PQR = \triangle ABR$ and we are in case (i). It remains to consider the case where $P \in \overline{AB}$, while Q and R lie on the upper chain $\partial\mathcal{X} \setminus \overline{AB}$, so we can assume that R lies to the left of Q .

Let us first assume that R lies above Q . Let K be the intersection point of AB and RQ , and let ℓ be the bisector of the angle $\angle AKR$; see Figure 4. We reflect the points R and Q about ℓ to obtain points R^* and Q^* on the line AB . Since $|KR^*| = |KR| < |KB| + |BR| \leq |KB| + |BA| = |KA|$, we have $R^* \in \overline{AB}$ but is not equal to A . We also note that Q^* lies strictly between R^* and B and thus $Q^* \in \overline{AB}$.

If P lies between R^* and Q^* , then we can reflect it about ℓ to obtain a point P^* on the segment RQ so that $\triangle P^*Q^*R^*$ is congruent to $\triangle PQR$; see Figure 4(left). Since $\triangle P^*Q^*R^* \subsetneq \triangle ABP^*$, it does not maximally fit into \mathcal{X} .

If P lies to the left of R^* but is not equal to A , then we can slightly rotate $\triangle PQR$ clockwise around R . This moves Q and P into the interior of \mathcal{X} , so $\triangle PQR$ does not maximally fit into \mathcal{X} .

If P lies to the right of Q^* , then we rotate Q by 180° about the midpoint of \overline{PR} to obtain Q' , see Figure 4(right). The quadrilateral $PQRQ'$ is a parallelogram, and $\triangle PRQ'$ is congruent to $\triangle PQR$. Then $Q' \in \triangle PRR^*$ since R above Q implies Q' above P and P right of QQ^* implies Q' right of RR^* . Since $\triangle PRQ' \subsetneq \triangle APR$, $\triangle PQR$ does not maximally fit into \mathcal{X} .

It follows that whenever R lies above Q , then $P = A$ and we are in case (ii). By symmetry, whenever R lies below Q , then $P = B$ and we are in case (iii).

Finally, when RQ is horizontal, we let ℓ be the horizontal line equidistant from AB and RQ . Again we mirror R and Q about ℓ to obtain R^* and Q^* on \overline{AB} . The arguments above apply literally, and we conclude that $P = A$. By symmetry, however, we can also conclude that $P = B$, a contradiction. It follows that when RQ is horizontal, then $\triangle PQR$ does not maximally fit into \mathcal{X} . \square

We now state two lemmas, postponing their proofs to Section 4.

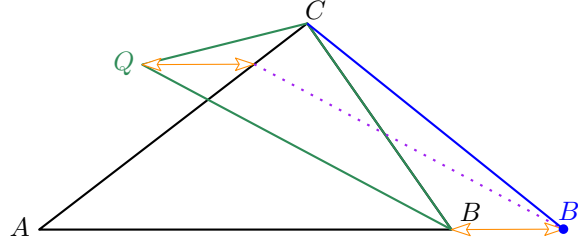


Figure 5: Lemma 8.

Lemma 8. Let $\triangle ABC$ be a triangle with the longest edge $|AB|$. Let AB be horizontal, and let $Q \in \mathcal{H}_{AC}$ lie to the left of AC with $|QB| \leq |AB|$. Then $\triangle BCQ$ fits into $\triangle AB'C$, where $B' = B \oplus \zeta_{AC}(Q)$ (see Figure 5).

Lemma 9. Let $\triangle ABC$ be an isosceles triangle with $|AB| = |AC|$. Let AB be horizontal, let AH be the height of $\triangle ABC$ with respect to BC , and let $R \in \mathcal{H}_{AC}$ lie to the left of AC with $|AR| \geq |AH|$ and $|BR| \leq |AB|$ (that is, R lies in the green area of Figure 6). Let $A' = A \ominus \mu$ for some $\mu \geq 0$ such that $\frac{|A'B|}{|AB|} \leq \frac{|AB|}{|AH|}$, let $B' = B \oplus \zeta_{AC}(R)$, let H' be the orthogonal projection of A' on BC , and let R^* be the horizontal projection of R on BC . We rotate B and H' around A' by angle $\angle CAR$, obtaining points B'' and H'' , respectively. Then B'' lies in $\triangle BB'H$ and $H'' \in \triangle A'H'R^*$.

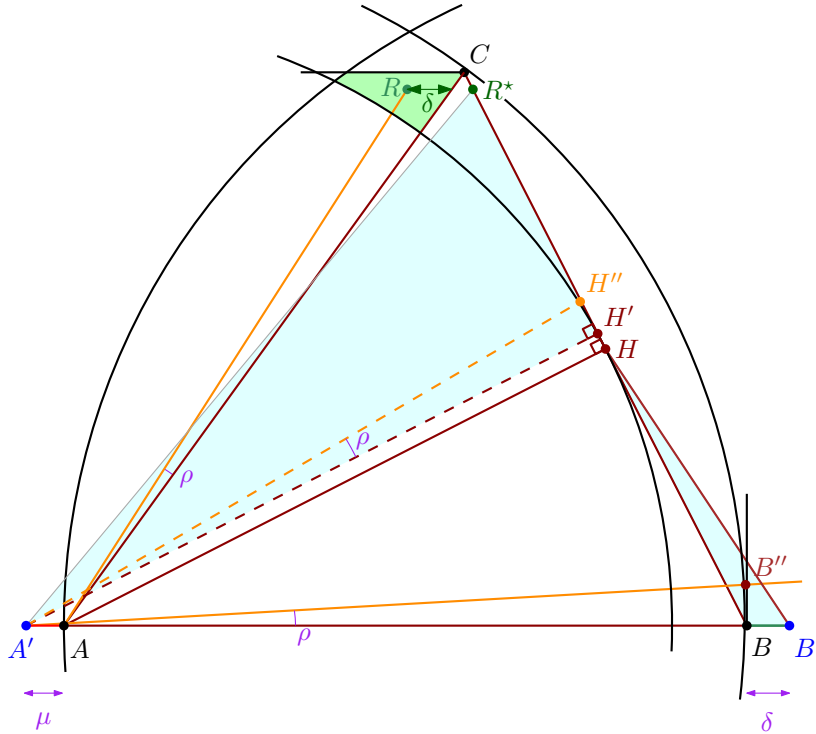
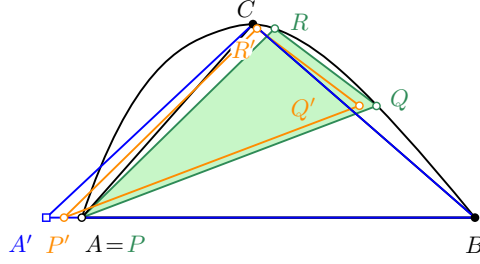


Figure 6: Lemma 9.

Figure 7: Proof of Theorem 6: R not left of C .

Proof of Theorem 6. It suffices to prove the statement for an arbitrary triangle $\triangle PQR$ that maximally fits into \mathcal{X} . By Lemma 7, this implies that $\triangle PQR$ is of one of the three types in the lemma.

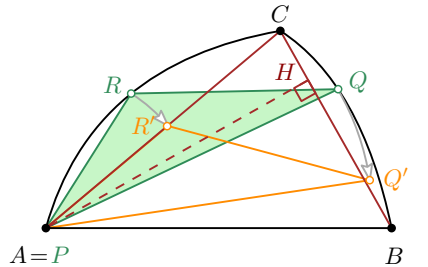
Case $\triangle PQR$ of type(i). If $\triangle PQR$ is of type (i) with $P = A$ and $Q = B$, then, depending on the location of R , we translate it leftwards by $\zeta_{BC}(R)$ or rightwards by $\zeta_{AB}(R)$ to place it in $\triangle A'BC$ or $\triangle AB'C$, which are both included in $\triangle A'B'C$.

Types (ii) and (iii) are symmetric, so we break the symmetry and assume that $P = A$ and R lies to the left and above Q .

Case R not to the left of C . If R does not lie to the left of C , we translate $\triangle PQR$ leftwards by $\zeta_{BC}(R)$ to obtain a triangle $\triangle P'Q'R'$ with R' on \overline{BC} ; see Figure 7. If $Q' \in \triangle ABC$, we are done since $\triangle P'Q'R' \subset \triangle A'BC$. Otherwise we apply Lemma 8 (after symmetry) to the triangle $\triangle BP'R'$ and the point Q' and obtain that $\triangle PQR$ fits in the triangle $\triangle(P' - \zeta_{BC}(Q'))BR' \subset \triangle A'BC$.

Now we are left with the case where R lies strictly to the left of C . Since Q lies below R , Q lies on the right chain from B up to but not including C . Let H be the foot of the height of $\triangle ABC$ with respect to \overline{BC} and let B^* be the mirror image of B about AH .

Case Q below AH . If $\angle BAQ \leq \angle BAH$, then we rotate $\triangle PQR$ clockwise around A . During the rotation, both $\zeta_{AC}(R)$ and $\zeta_{BC}(Q)$ are decreasing. We continue the rotation to obtain $\triangle PQ'R'$ until either $\zeta_{AC}(R') = 0$ or $Q' \in \overline{AB}$; see Figure 8. If $\zeta_{AC}(R') > 0$, then $Q' \in \overline{AB}$. We then translate the triangle rightwards by $\zeta_{AC}(R') < |BB'|$ to place it in $\triangle AB'C$. Otherwise, $R' \in \overline{AC}$. Since $\triangle AR'Q' \subset \triangle ACQ'$ and $\zeta_{BC}(Q') < |AA'|$, we apply Lemma 8 to $\triangle ABC$ and Q' to conclude that $\triangle AR'Q' \subset \triangle A'BC$.

Figure 8: Proof of Theorem 6: Q below AH .



Case $|AR| \leq |AH|$. Consider now the case where $|AR| \leq |AH|$. We can rotate $\triangle PQR$ clockwise around A to obtain a new triangle $\triangle PQ'R'$ with $Q' \in AB$; see Figure 10. Since R' lies in the interior of \mathcal{X} , the triangle $\triangle PQ'R'$ does not maximally fit into \mathcal{X} .





We now apply Lemma 9 to $\triangle ABB^*$ and R , with $\mu = \zeta_{BC}(Q) = \zeta_{BB^*}(Q)$ (C in the lemma is our B^* , A' in the lemma is our P'' .) To check the lemma's condition on μ , let Q_0 be the point on the line AH at distance $|AB|$ from A and let $A_0 = A \ominus \zeta_{BB^*}(Q_0)$; see Figure 12.

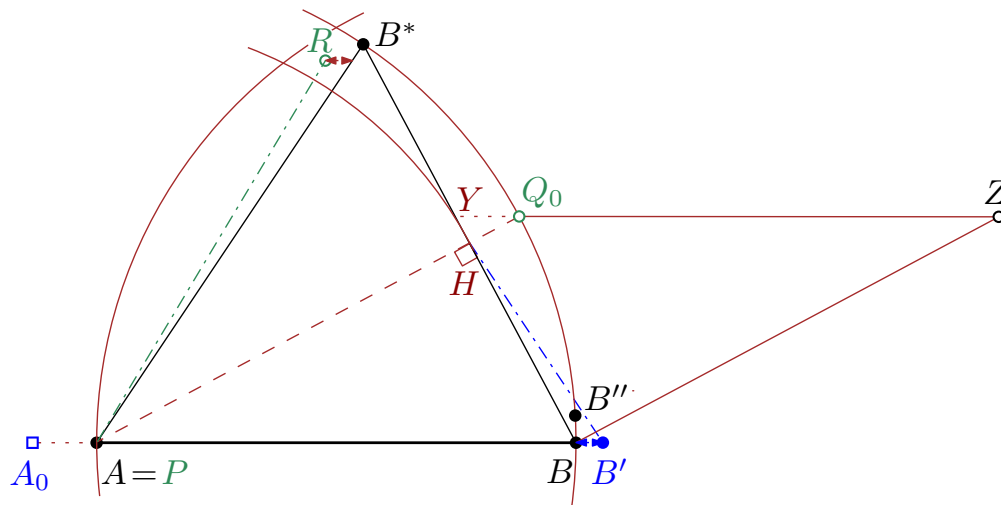


Figure 12: Proof of Theorem 6: verifying the condition of Lemma 9.

Since $\mu \leq \zeta_{BB^*}(Q_0)$ under the constraint $|AQ| \leq |AB|$, we have that $\frac{\mu+|AB|}{|AB|} \leq \frac{|A_0B|}{|AB|}$. Let $Y = Q_0 \ominus \zeta_{BB^*}(Q_0)$ and let $Z = Q_0 \oplus |AB|$. The quadrilateral $ABZQ_0$ is a rhombus, and the triangle $\triangle BZY$ is right-angled at B , and therefore similar to $\triangle ABH$. It follows that $\frac{|A_0B|}{|AB|} = \frac{|YZ|}{|AB|} = \frac{|AB|}{|AH|}$, and the condition in Lemma 9 is satisfied. The lemma implies that $B'' \in \triangle BB'H$, and that $H'' \in \triangle H'P''R^*$, where R^* is the horizontal projection of R on the line BB^* . Since $R \in \mathcal{H}_{AC}$, the point C must lie on the segment $\overline{R^*B^*}$, and thus $H'' \in \triangle H'P''R^* \subset \triangle H'P''C \subset \triangle A'BC$.

Since $Q''' \in \overline{H''B''}$, $H'' \in \triangle A'BC \subset \triangle A'B'C$ and $B'' \in \triangle BB'H \subset \triangle A'B'C$, convexity of $\triangle A'B'C$ implies that $Q''' \in \triangle A'B'C$, completing the proof. \square

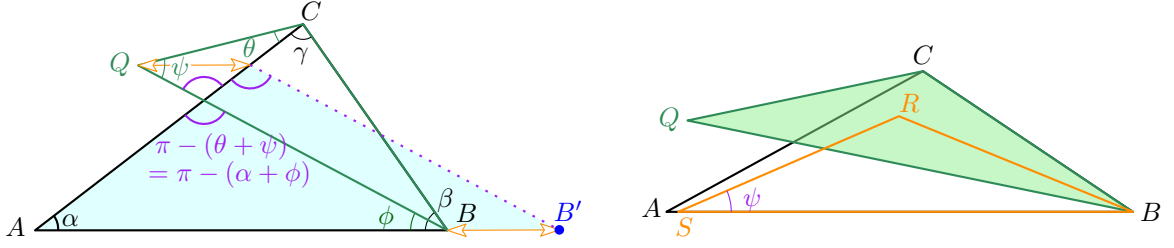


Figure 13: Lemma 8. Angle notation (left); Case 1 (right).

4 Proofs with trigonometry and calculus

In this section we provide the postponed proofs of Lemma 8 and Lemma 9.

Proof of Lemma 8. We denote angles as in Figure 13(left). Note that $\alpha + \phi = \psi + \theta$. We claim that $\triangle BCQ$ fits into $\triangle AB'C$. We distinguish two cases.

Case 1: $\theta \geq \phi$ In this case, we rotate $\triangle BCQ$ by angle ϕ around B , resulting in $\triangle BRS$ with S on the line AB ; see Figure 13(right). Since $|BS| = |BQ| \leq |AB|$, S lies on \overline{AB} . On the other hand $\psi = \alpha + (\phi - \theta) \leq \alpha$, so R lies below AC , and therefore in $\triangle ABC$.

Case 2: $\theta < \phi$ In this case, we rotate $\triangle BCQ$ by angle θ around B , resulting in $\triangle BRS$ with RS parallel to AC ; see Figure 14(left). We let $\triangle BS'R'$ be the image of $\triangle BRS$ mirrored about the angular bisector of $\angle ABR$, which means that R' lies on \overline{AB} ; see Figure 14(right).

We claim that $\min\{\zeta_{AC}(S), \zeta_{AC}(S')\} \leq \zeta_{AC}(Q) = |BB'|$, which implies that at least one of $\triangle BRS$ or $\triangle BS'R'$ can be translated rightward to fit into $\triangle AB'C$. By the law of sines, applied to triangles $\triangle A(Q \oplus \zeta_{AC}(Q))(B \oplus \zeta_{AC}(Q))$, $\triangle A(S \oplus \zeta_{AC}(S))(B \oplus \zeta_{AC}(S))$, and $\triangle A(S' \oplus \zeta_{AC}(S'))(B \oplus \zeta_{AC}(S'))$ (see blue shaded triangles in Figures 13 and 14), we have

$$\frac{|BQ|}{\sin \alpha} = \frac{\zeta_{AC}(Q) + |AB|}{\sin(\alpha + \phi)} = \frac{\zeta_{AC}(S) + |AB|}{\sin \psi} = \frac{\zeta_{AC}(S') + |AB|}{\sin(\alpha + \beta - \phi)},$$

so we need to prove $\min\{\sin(\psi), \sin(\alpha + \beta - \phi)\} \leq \sin(\alpha + \phi)$. Suppose this is not the case. Then we have $\sin(\alpha + \phi) < \sin \psi$. Since $\alpha + \phi = \psi + \theta > \psi$ and $x \mapsto \sin x$ is monotonously increasing on $[0, \frac{\pi}{2}]$, we must have $\alpha + \phi > \frac{\pi}{2}$ and $\pi - (\alpha + \phi) < \frac{\pi}{2}$. On the other hand, we also have $\sin(\alpha + \beta - \phi) > \sin(\alpha + \phi) = \sin(\pi - (\alpha + \phi))$, which implies $\alpha + \beta - \phi > \pi - (\alpha + \phi)$ and therefore $(\alpha + \phi) + (\alpha + \beta - \phi) > \pi$. However, since γ is the largest angle in $\triangle ABC$, $(\alpha + \phi) + (\alpha + \beta - \phi) = 2\alpha + \beta \leq \alpha + \beta + \gamma = \pi$, a contradiction. \square

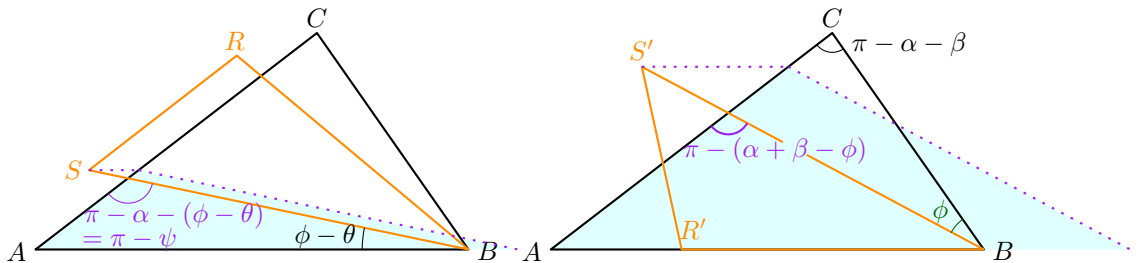
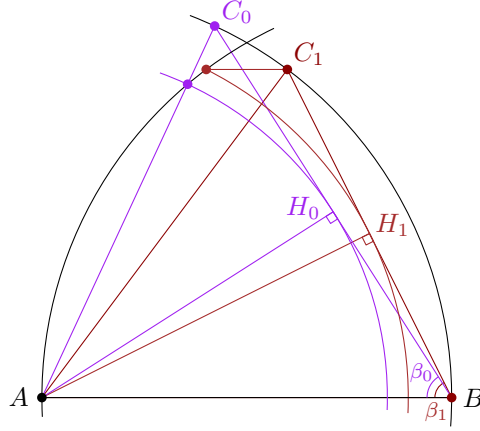


Figure 14: Lemma 8. Case 2.

Figure 16: Lemma 9: definitions of β_0 and β_1 .

The point R lies on an arc of circle around A with right endpoint R_0 . There are two other critical points on this circle: let R_1 be the point with $|AR_1| = \sin \beta$ and $|BR_1| = 1$, and let R_2 be the point on the horizontal line through C with $|AR_2| = \sin \beta$ and a positive x -coordinate. A point R satisfying the conditions of the lemma cannot lie to the left of R_1 because $|BR| \leq 1$, and cannot lie to the left of R_2 since $R \in \mathcal{H}_{AC}$.

The triangle $\triangle ABR_1$ is isosceles with two sides of length one and a short side $\overline{AR_1}$ of length $\sin \beta$, so $\angle ABR_1 = 2 \sin^{-1}(\frac{1}{2} \sin \beta)$. The law of sines applied to triangle $\triangle(A \ominus \zeta_{AC}(R_1))R_1B$ now shows that

$$\frac{\zeta_{AC}(R_1) + 1}{\sin(\pi - (\pi - 2\beta) - 2 \sin^{-1}(\frac{1}{2} \sin \beta))} = \frac{1}{\sin 2\beta}.$$

We set

$$h(\beta) := \zeta_{AC}(R_1) = \frac{\sin(2\beta - 2 \sin^{-1}(\frac{1}{2} \sin \beta))}{\sin 2\beta} - 1. \quad (2)$$

Since $C = (-\cos 2\beta, \sin 2\beta)$, the x -coordinate of R_2 is $\sqrt{\sin^2 \beta - \sin^2 2\beta}$. For $\beta = \beta_1 := \cos^{-1}(\frac{1}{\sqrt{5}}) \approx 1.107 \approx 63.4^\circ$, we have $C = (\frac{3}{5}, \frac{4}{5})$, $R_2 = (\frac{2}{5}, \frac{4}{5})$, implying $|BR_2| = 1$, that is, $R_1 = R_2$; see Figure 16. We set

$$g(\beta) := \zeta_{AC}(R_2) = |R_2C| = -\cos 2\beta - \sqrt{\sin^2 \beta - \sin^2 2\beta}. \quad (3)$$

To summarize:

- For $\beta_0 \leq \beta \leq \beta_1$, R lies on the arc between R_0 and R_1 . The angle ρ is maximized when $R = R_1$. For $\beta = \beta_0$, we have $R_1 = R_0$ (so there is only a single choice for R), for $\beta = \beta_1$ we have $R_1 = R_2 = (\frac{2}{5}, \frac{4}{5})$. Since R cannot lie to the left of R_1 , we have $\delta \leq h(\beta)$.
- For $\beta_1 \leq \beta < \frac{\pi}{2}$, R lies on the arc between R_0 and R_2 , with ρ maximized when $R = R_2$. Since R cannot lie to the left of R_2 , we have $\delta \leq g(\beta)$.

B'' position. Consider now the point B'' . Since $|A'B| \leq \frac{1}{\sin \beta}$, it has y -coordinate at most $\frac{\sin \rho}{\sin \beta}$. We will prove that HB' intersects the vertical line $x = 1$ through B at y -coordinate at least $\frac{\sin \rho}{\sin \beta}$, implying that B'' lies below HB' , and therefore is in $\triangle BB'H$.

Since $H = (\sin^2 \beta, \sin \beta \cos \beta)$ and $B' = (1+\delta, 0)$, the line $x = 1$ intersects HB' at y -coordinate

$$\delta \cdot \frac{\sin \beta \cos \beta}{1 + \delta - \sin^2 \beta} = \frac{\sin \rho}{2 \cos \beta} \cdot \frac{\sin \beta \cos \beta}{\cos^2 \beta + \delta} = \frac{\sin \rho \sin \beta}{2(\cos^2 \beta + \delta)}.$$

This is at least $\frac{\sin \rho}{\sin \beta}$ if and only if

$$\frac{1}{\cos^2 \beta + \delta} \geq \frac{2}{\sin^2 \beta},$$

which is equivalent to

$$\delta \leq \frac{1}{2} \sin^2 \beta - \cos^2 \beta = \frac{3}{2} \sin^2 \beta - 1.$$

Setting $f(\beta) = \frac{3}{2} \sin^2 \beta - 1$, it remains to show that $\delta = \zeta_{AC}(R) \leq f(\beta)$ under the conditions of the lemma.

We first consider the case $\beta \geq \beta_1$, where $\delta \leq g(\beta)$. Since $g(\beta)$ is a decreasing function, while $f(\beta)$ is an increasing function, this implies that $\delta \leq g(\beta) \leq g(\beta_1) = \frac{1}{5} = f(\beta_1) \leq f(\beta)$.

We next consider $\beta_0 \leq \beta \leq \beta_1$. For $\beta = \beta_1$, $R_2 = R_1$, so $h(\beta_1) = g(\beta_1) = \frac{1}{5} = f(\beta_1)$. We consider the function $\beta \mapsto f(\beta) - h(\beta)$. Plotting its derivative on the interval $[\beta_0, \beta_1]$ shows that it is smaller than -0.2 , so $f(\beta) - h(\beta)$ is decreasing on the interval. This implies that $\delta \leq h(\beta) \leq f(\beta)$ for $\beta \in [\beta_0, \beta_1]$, completing the proof of $B'' \in \triangle BB'H$.

H'' position. We now turn to the point H'' . It is obtained by rotating H' counter-clockwise around A' by angle ρ . Since $A'H'$ is orthogonal to BC , H'' lies below the line BC . Since $\rho < \pi$, H'' lies above the line $A'H'$. To show that $H'' \in \triangle A'H'R^*$, it remains to prove that H'' lies below the line $A'R^*$. This is equivalent to proving $\rho \leq \angle H'A'R^*$.

Let R_0^* be the horizontal projection of R_0 on the line BC ; see Figure 15. Since the y -coordinate of R_0 is $\sin \beta \sin 2\beta$, we have $R_0^* = (1 - \cos \beta \sin 2\beta, \sin \beta \sin 2\beta)$. We have

$$\begin{aligned} \angle H'A'R^* &= \angle BA'R^* - \angle BA'H' = \angle BA'R^* - \angle BAH \\ &= \angle BA'R^* - \left(\frac{\pi}{2} - \beta\right) \geq \angle BA'R_0^* - \left(\frac{\pi}{2} - \beta\right) \end{aligned}$$

Since $|A'B| \leq \frac{1}{\sin \beta}$, we can therefore bound from below $\angle H'A'R^*$ by $r(\beta)$, where

$$r(\beta) := \tan^{-1} \left(\frac{\sin \beta \sin 2\beta}{(1 - \cos \beta \sin 2\beta) + \left(\frac{1}{\sin \beta} - 1\right)} \right) - \frac{\pi}{2} + \beta.$$

Plotting $r(\beta)$ shows that it is larger than 0.25 on the interval $[\beta_0, \frac{2\pi}{5}]$.

We consider the case $\beta_0 \leq \beta \leq \beta_1$. This implies that ρ is maximized when $R = R_1$. Combining (1) and (2), this gives us $\sin \rho \leq 2h(\beta) \cos \beta$. Plotting $\sin^{-1}(2h(\beta) \cos \beta)$ on the interval $[\beta_0, \beta_1]$ shows that $\rho < 0.2 < 0.25 < r(\beta)$.

Finally, we turn to the case $\beta_1 \leq \beta < \frac{\pi}{2}$. Here, ρ is maximized when $R = R_2$. Combining (1) and (3), this gives us $\sin \rho \leq 2g(\beta) \cos \beta$. Plotting $\sin^{-1}(2g(\beta) \cos \beta)$ on the interval $[\beta_1, \frac{\pi}{2}]$ shows that $\rho < 0.2$ on that interval. For $\beta \leq \frac{2\pi}{5}$, this implies $\rho < 0.25 < r(\beta)$. For $\beta \geq \frac{2\pi}{5}$, we consider the function $t(\beta) = r(\beta) - \sin^{-1}(2g(\beta) \cos \beta)$. We plot the derivative of $t(\beta)$ on the interval $[\frac{2\pi}{5}, \frac{\pi}{2}]$ to show that it is smaller than -0.05 , so $t(\beta)$ is a decreasing function on that interval. Since $t(\frac{\pi}{2}) = 0$, this implies that $t(\beta) \geq 0$, and therefore $\rho \leq r(\beta)$ for $\frac{2\pi}{5} \leq \beta < \frac{\pi}{2}$.

To summarize, we have shown $\rho \leq r(\beta) \leq \angle H'A'R^*$, so $H'' \in \triangle A'H'R^*$ for all values of β . \square

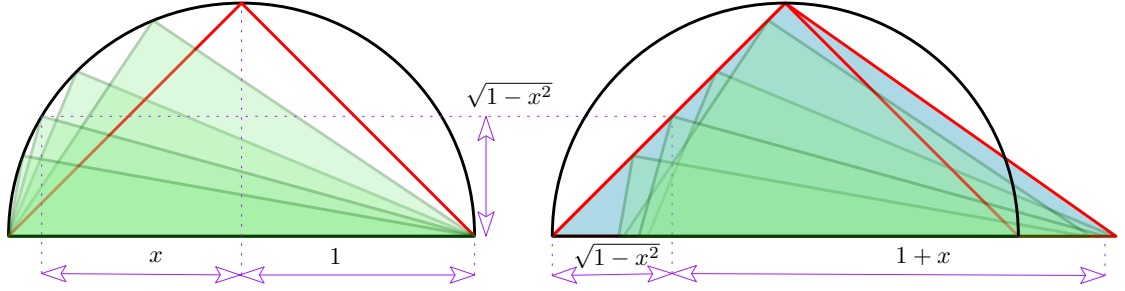


Figure 17: Right triangles of diameter two.

5 Triangles contained in a half-disk

As a warm-up exercise to the square case, we determine the smallest convex cover for the family of triangles contained in the half-disk that is the intersection of the unit disk with the halfplane $y \geq 0$.

Proof of Theorem 3. We leave it as an exercise to the reader to first show that it suffices to cover only the right-angled triangles whose hypotenuse has length two.

By symmetry, we in fact only have to consider the triangles T_x whose vertices are $(-1, 0)$, $(1, 0)$, $(-x, \sqrt{1-x^2})$, for $x \in [0, 1]$; see Figure 17(left). When translating T_x horizontally so that its upper vertex is on the line segment $(-1, 0)(0, 1)$, the right vertex of the translation of T_x is at coordinate $(x + \sqrt{1-x^2}, 0)$. The x -coordinate of this point is maximized for $x = \frac{1}{\sqrt{2}}$, so the triangle Z with vertices $(-1, 0)$, $(\sqrt{2}, 0)$, and $(0, 1)$ is a cover for all T_x ; see the blue triangle in Figure 17(right).

To complete the proof of Theorem 3, we need to argue that Z is a smallest cover for the family T_x . This is true since it is already a smallest cover for the two triangles T_0 and $T_{\frac{1}{\sqrt{2}}}$, as can be seen using Corollary 10 of Park and Cheong [8]. \square

Notice that the half-disk is a crescent, but that the triangular cover constructed in Theorem 6 is not the smallest one.

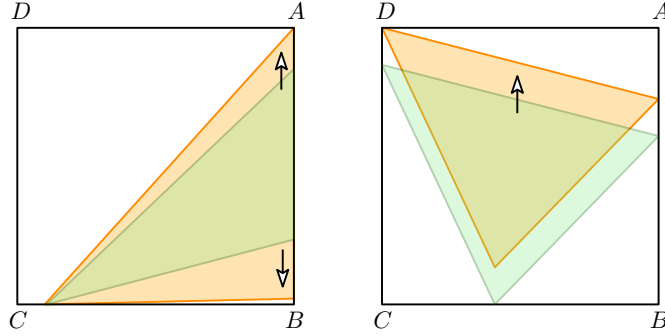


Figure 18: Triangles that fit in a square.

6 Triangles contained in the unit square

In this section, we prove Theorem 4. We start again by characterizing triangles that maximally fit into the square.

Lemma 10. *Let $\mathcal{X} = ABCD$ be a square. If a triangle $T = \triangle PQR$ fits maximally into \mathcal{X} , then without loss of generality, we can assume that $P = A$, Q lies on BC , and R lies on CD .*

Proof. Since T maximally fits into \mathcal{X} , we can assume that P, Q, R all lie on the boundary $\partial\mathcal{X}$. Suppose two vertices of T lie on the same side of \mathcal{X} , say, P, Q lie on AB . Then $T \subset \triangle ABR \subset \mathcal{X}$ as in Figure 18(left). Since T maximally fits into \mathcal{X} , this implies $P = A$, $Q = B$. Suppose next that no vertex of T coincides with a vertex of \mathcal{X} . Then P, Q, R lie on three different sides of \mathcal{X} , so we can assume that no vertex lies on AD . We can then translate T upwards so that it no longer touches BC , which implies that T does not maximally fit into \mathcal{X} ; see Figure 18(right). It follows that we can assume that $P = A$ and that Q, R lie on the sides BC and CD . \square

By Lemma 10, it suffices to study the triangles with $P = A$, $Q \in \overline{BC}$, and $R \in \overline{CD}$. We parameterize these triangles $\triangle PQR$ by the two angles θ and θ' made by the edges PQ and PR with the diagonal \overline{AC} of the square. We denote this triangle $T_{\theta, \theta'}$; see Figure 18(right). These parameters range in $[0, \frac{\pi}{4}]$ and the case $\theta = \theta' = \frac{\pi}{6}$ corresponds to the largest equilateral triangle that can fit in the square. We denote this equilateral triangle as $T_0 = \triangle P_0Q_0R_0 = T_{\frac{\pi}{6}, \frac{\pi}{6}}$; see the blue triangle in Figure 19.

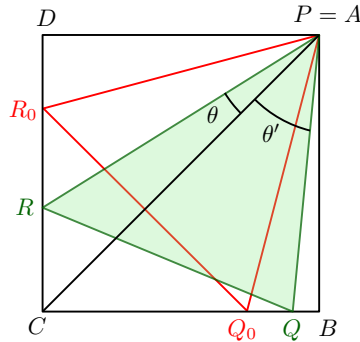


Figure 19: Notations.

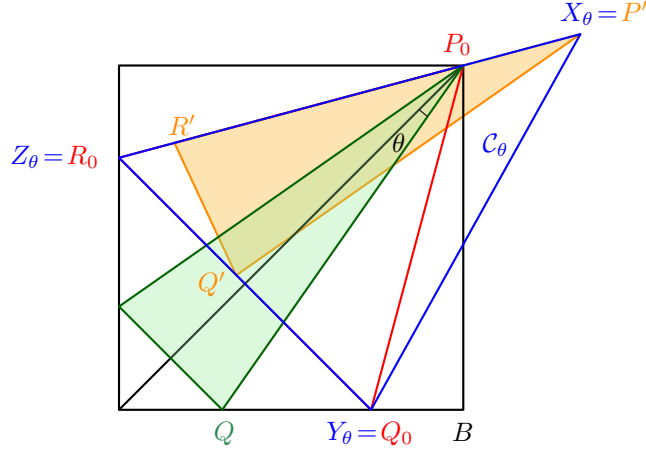


Figure 20: Construction of the smallest convex cover for the equilateral triangle T_0 and the isosceles triangle $T_{\theta,\theta}$.

6.1 The isosceles case: construction of the cover

We first consider the isosceles triangle $T_{\theta,\theta}$ with $\theta \leq \frac{\pi}{6}$. Then, as described by Park and Cheong [8], the smallest convex cover $C_\theta = \triangle X_\theta Y_\theta Z_\theta$ for $T_{\theta,\theta}$ and T_0 is obtained when $P'R'$ is aligned with $P_0 R_0$, and Q' is on $Q_0 R_0$; see Figure 20. We have $|P'Q'| = |P_0 Q| = \frac{1}{\cos(\frac{\pi}{4}-\theta)}$. Hence we compute the distance $\ell(\theta)$ between P' and R_0 by the law of sines in $\triangle X_\theta Q' Z_\theta$:

$$\ell(\theta) = \frac{|P'Q'| \cdot \sin \angle Z_\theta Q' X_\theta}{\sin \angle X_\theta Z_\theta Q'} = \frac{\sin(\frac{\pi}{3} + 2\theta)}{\cos(\frac{\pi}{4} - \theta) \sin(\frac{\pi}{3})}.$$

When $\theta = 0$, $T_{0,0}$ degenerates to the diagonal of the square and $\ell(0) = \sqrt{2}$. As θ increases from zero, $\ell(\theta)$ increases to a maximum² at

$$\theta_0 = \tan^{-1} \left(\frac{1}{\sqrt[3]{2 + \sqrt{3}}} \right) - \frac{\pi}{6} \approx 0.049 \approx 2.81^\circ,$$

then decreases to $\ell(\frac{\pi}{6}) = 1/\cos \frac{\pi}{12}$. We have $\ell(\theta_0) \approx 1.4195$.

It follows that the triangle $\mathcal{C} = \triangle XYZ$, where $X = X_{\theta_0}$, $Y = Y_{\theta_0}$, $Z = Z_{\theta_0}$, is a cover for the family of all isosceles triangles $T_{\theta,\theta}$ for $0 < \theta \leq \frac{\pi}{6}$. We note that $\angle XZY = \frac{\pi}{3}$, $|XZ| = \ell(\theta_0)$, and $|ZY| = \ell(\frac{\pi}{6})$.

It is intriguing that \mathcal{C} is just slightly larger than the much “nicer” triangle $\triangle X_0 Y_0 Z_0$ obtained for $\theta = 0$. We will denote this triangle as $\mathcal{C}^* = \triangle X^* Y^* Z^*$. The angles of \mathcal{C}^* are $\frac{\pi}{4}$, $\frac{5\pi}{12} = 75^\circ$, and $\frac{\pi}{3}$, and $|X^* Z^*| = \sqrt{2}$, and we have $\mathcal{C}^* \subset \mathcal{C}$.

We have $\ell(\theta) \geq \sqrt{2}$ when $\theta \in [0, \theta_1]$ with

$$\theta_1 = \tan^{-1} \left(\frac{4 \sin^2 \frac{\pi}{12} + 1}{8 \sin^2 \frac{\pi}{12} - 6 + \sqrt{16 \sin^4 \frac{\pi}{12} - 72 \sin^2 \frac{\pi}{12} + 57}} \right) - \frac{\pi}{6} \approx 0.0996 \approx 5.7^\circ,$$

so the triangle $T_{\theta,\theta}$ actually fits into \mathcal{C}^* for $\theta_1 \leq \theta \leq \frac{\pi}{6}$.

²The computations in Maple can be found in the appendix.

In the following six sections, we discuss why each triangle $T_{\theta,\theta'}$ indeed fits into \mathcal{C} . Figure 21 shows how the six cases cover the entire domain of (θ, θ') . Since \mathcal{C} is already a smallest convex cover for T_0 and T_{θ_0,θ_0} , this makes it a smallest convex cover the family of all triangles contained in the unit square.

It turns out that only case A requires the cover \mathcal{C} , in all other cases $T_{\theta,\theta'}$ fits into the nicer triangle \mathcal{C}^* —so in a sense \mathcal{C}^* is a cover for “most” triangles contained in the unit square.

Moreover, \mathcal{C} is indeed the *unique* smallest cover for the family of all isosceles triangles contained in the unit square. To show this, we can directly adapt the proof of Lemma 13 by Park and Cheong [8] to argue that a smallest cover for T_0 and T_{θ_0,θ_0} that is different from \mathcal{C} is a quadrilateral, and that this quadrilateral does not cover either $T_{\theta_0+\varepsilon,\theta_0+\varepsilon}$ or $T_{\theta_0-\varepsilon,\theta_0-\varepsilon}$ for small enough ε .

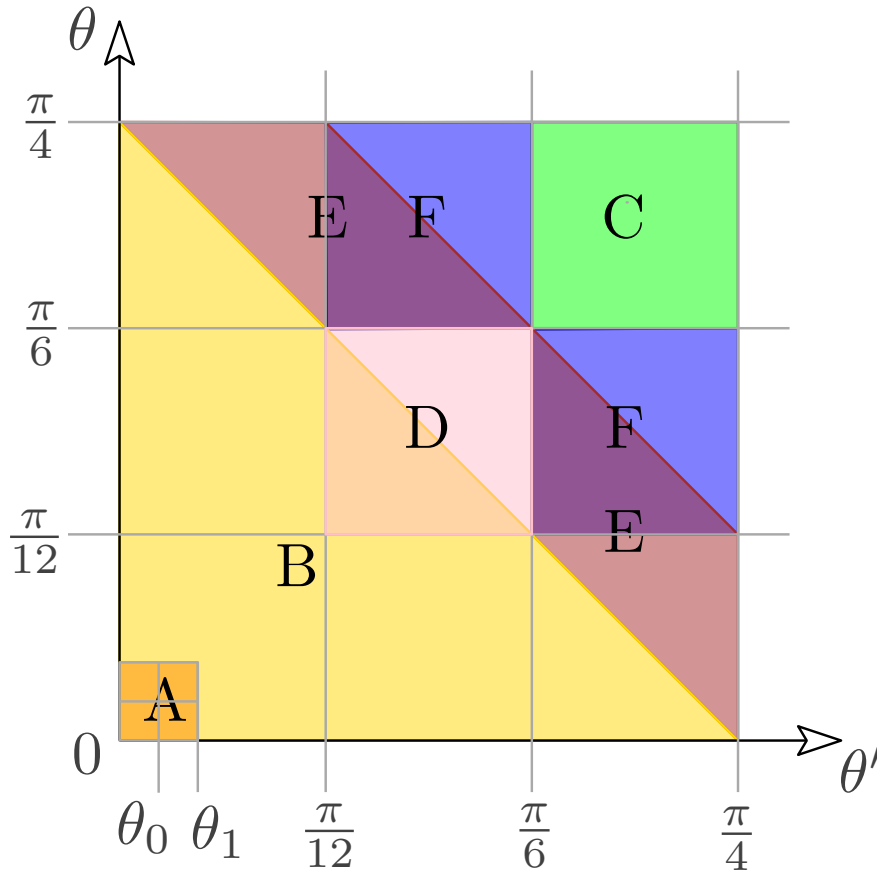
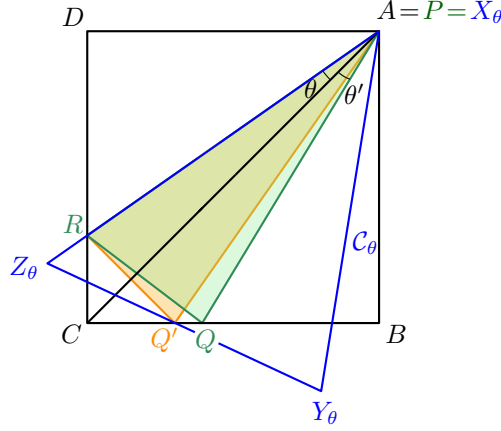


Figure 21: Six cases cover all possible triangles. All cases but Case A fit in \mathcal{C}^* .

Figure 22: Case A: covering $\triangle PQR$ with $\theta \leq \theta' \leq \theta_1$.

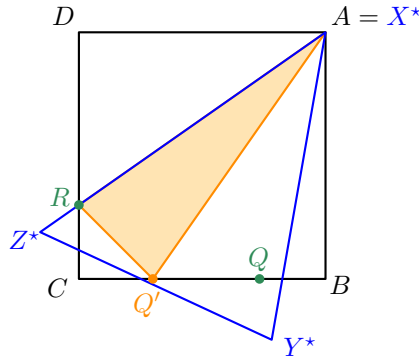
6.2 Case A

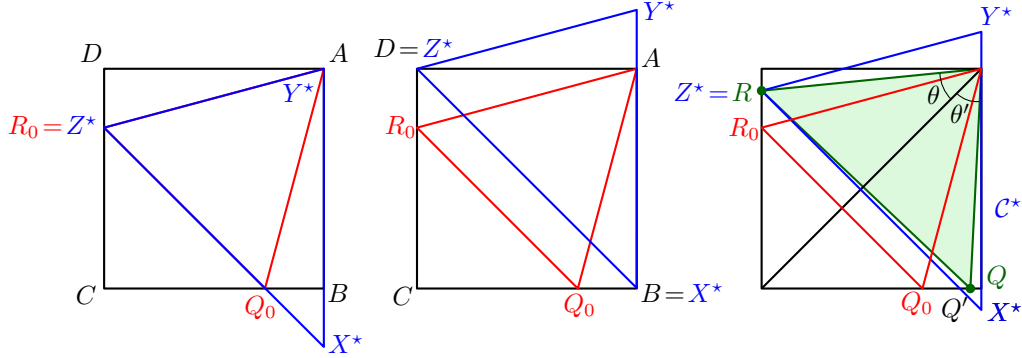
We start with the skinny triangles where $\theta, \theta' \leq \theta_1 \approx 5.7^\circ$. This is the only case where we need to use the cover \mathcal{C} —that should not come as a surprise, since T_{θ_0, θ_0} falls into this case.

Let $\triangle PQR = T_{\theta, \theta'}$ be a triangle with $\theta \leq \theta' \leq \theta_1$. Let $Q' \in \overline{BC}$ be such that $\triangle PQ'R = T_{\theta, \theta}$. We have seen in Section 6.1 that $\mathcal{C}_\theta \subset \mathcal{C}$ covers $\triangle PQ'R$ as in Figure 22. The point Q lies on the segment $\overline{BQ'}$, so $\triangle PQR \subset \mathcal{C}_\theta$ as long as $\theta + \theta' \leq \angle Y_\theta X_\theta Z_\theta$. Since the angle $\angle Y_\theta X_\theta Z_\theta$ is minimized by $\angle Y_{\theta_0} X_{\theta_0} Z_{\theta_0} > 44.8^\circ$, this holds for $\theta, \theta' \leq \theta_1$.

6.3 Case B

Case B is nearly identical to case A, but here we can use our “nice” cover \mathcal{C}^* . We consider the situation where $\theta_1 \leq \theta \leq \theta' \leq \frac{\pi}{4} - \theta$. We place \mathcal{C}^* with $X^* = A$ and such that R is on $\overline{X^*Z^*}$, and let again $Q' \in \overline{BC}$ be such that $\triangle PQ'R = T_{\theta, \theta}$. We argued in Section 6.1 that \mathcal{C}^* covers $\triangle PQ'R$ as in Figure 23. Note that unlike in case A, Q' lies in the interior of \mathcal{C}^* . Since $\angle RAQ \leq \frac{\pi}{4} = \angle Z^* X^* Y^*$, $Q \in \mathcal{C}^*$ and so $\triangle PQR \subset \mathcal{C}^*$.

Figure 23: Case B: covering $\triangle PQR$ when $\theta_1 \leq \theta \leq \theta' \leq \frac{\pi}{4} - \theta$.

Figure 24: Case C: covering $\triangle PQR$ when $\frac{\pi}{6} \leq \theta \leq \theta'$.

6.4 Case C

We now consider the triangles where $\theta, \theta' \geq \frac{\pi}{6}$. In other words, $Q \in \overline{BQ_0}$, $R \in \overline{R_0D}$.

We first observe that \mathcal{C}^* can be placed such that $\overline{X^*Y^*}$ is vertical and lies on the line AB , while Z^* lies on the line CD (recall that $\angle Y^*X^*Z^* = \frac{\pi}{4}$ while $|X^*Z^*| = \sqrt{2}$). When $Z^* \in \overline{R_0D}$, then the side $\overline{X^*Y^*}$ covers the entire square edge \overline{AB} . Figure 24 shows the two extreme cases where $Z^* = R_0$ (left) and where $Z^* = D$ (middle).

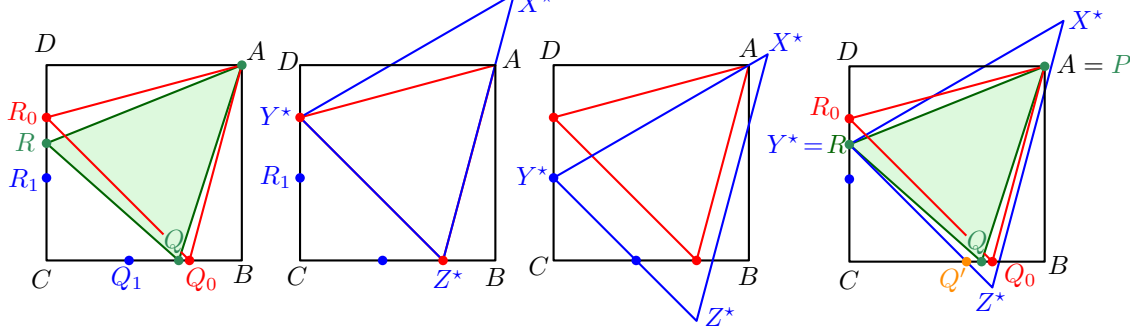
Consider now our triangle $\triangle PQR$, and assume without loss of generality that $\theta \leq \theta'$. We place \mathcal{C}^* such that $Z^* = R$; see Figure 24(right). Since the line Z^*X^* has slope -1 , it intersects \overline{BC} in a point Q' such that $\triangle PQ'R = T_{\theta,\theta}$. By symmetry, we can assume $\theta' \geq \theta$, that implies that $Q \in \overline{BQ'} \subset \mathcal{C}^*$ and thus $\triangle PQR \subset \mathcal{C}^*$.

6.5 Case D

We now look at the situation where we have $\frac{\pi}{12} = 15^\circ < \theta \leq \theta' \leq \frac{\pi}{6}$. In other words, we have $Q \in \overline{Q_0Q_1}$ and $R \in \overline{R_1R_0}$ where $\angle Q_1AC = \angle R_1AC = \frac{\pi}{12}$ as in Figure 25(left).

We observe that \mathcal{C}^* can be placed to cover $T_0 = \triangle PQ_0R_0$ as in Figure 25(middle left). Starting in this position, we can translate \mathcal{C}^* downwards until $Y^* = R_1$. Since X^*Y^* is parallel to AR_1 , A lies in \mathcal{C}^* during the entire translation; see Figure 25(middle right).

Among these positions for \mathcal{C}^* , we choose the one where $Y^* = R$; see Figure 25(right). Since the line Y^*Z^* has slope -1 , it intersects \overline{BC} in a point Q' such that $\triangle PQ'R = T_{\theta,\theta}$. Since $\theta' \geq \theta$, we have $Q \in \overline{Q_0Q'} \subset \mathcal{C}^*$ and thus $\triangle PQR \subset \mathcal{C}^*$.

Figure 25: Case D: covering $\triangle PQR$ when $\frac{\pi}{12} < \theta \leq \theta' \leq \frac{\pi}{6}$.

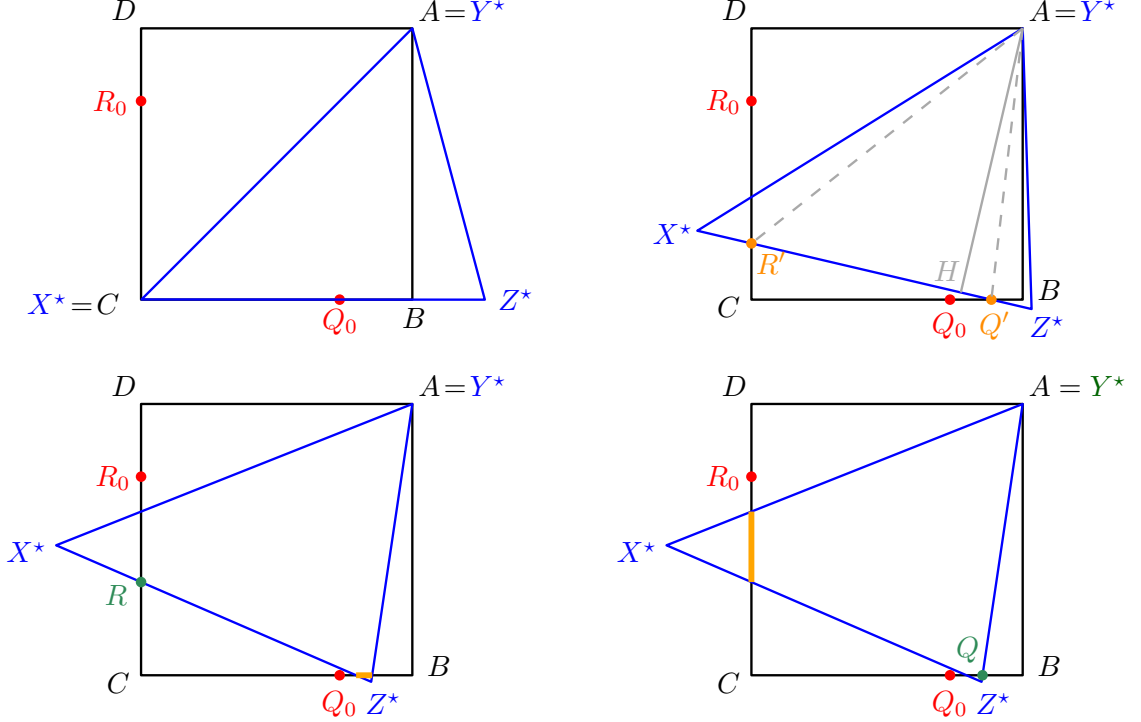


Figure 26: Case E: covering $\triangle PQR$ when $\theta \leq \frac{\pi}{6} \leq \theta'$ and $\frac{\pi}{4} - \theta \leq \theta' \leq \frac{\pi}{3} - \theta$.

6.6 Case E

We consider the situation where $\theta \leq \frac{\pi}{6} \leq \theta'$, with the constraints $\frac{\pi}{4} - \theta \leq \theta' \leq \frac{\pi}{3} - \theta$. In other words, R lies on $\overline{CR_0}$, while Q lies on $\overline{BQ_0}$ in Figure 26, with $\frac{\pi}{4} \leq \angle RAQ \leq \frac{\pi}{3}$. We place \mathcal{C}^* with $Y^* = A$ and $X^* = C$. Rotating \mathcal{C}^* clockwise around A , the line X^*Z^* intersects BC and CD in two points Q' and R' , respectively; see Figure 26(top right).

We claim that $\angle R'AQ' = \frac{\pi}{4}$. To see this, consider the point $H \in \overline{X^*Z^*}$ such that $\overline{Y^*H}$ is a height of \mathcal{C}^* . Since the height $|AH| = 1$, we have $\triangle ADR' \equiv \triangle AHR'$ and $\triangle ABQ' \equiv \triangle AHQ'$.

We continue rotating \mathcal{C}^* until either R lies on $\overline{X^*Z^*}$ or Q lies on $\overline{Y^*Z^*}$.

In the first case, $R = R'$; see Figure 26(bottom left). Then $\angle RAQ \geq \frac{\pi}{4} = \angle R'AQ'$ implies that Q lies to the right of Q' in \mathcal{C}^* . Since the line Y^*Z^* has not yet passed the point Q , Q lies on the highlighted segment in \mathcal{C}^* .

The second case is illustrated in Figure 26(bottom right). The line X^*Z^* has not yet reached R , so R lies above that line. Since $\angle QAR \leq \frac{\pi}{3} = \angle Z^*Y^*X^*$, R lies below the line X^*Y^* , and therefore on the highlighted segment in \mathcal{C}^* .

6.7 Case F

In the final case we consider the angles $\frac{\pi}{12} = 15^\circ \leq \theta \leq \frac{\pi}{6}$ and $\frac{\pi}{6} \leq \theta' \leq \frac{\pi}{4}$. In other words, Q lies on $\overline{BQ_0}$, while $R \in \overline{R_1R_0}$; see Figure 27(top left).

We again start by covering $T_0 = \triangle PQ_0R_0$ with \mathcal{C}^* , but this time we need to cover it in two different ways; see Figure 27(top right). The first copy \mathcal{C}_1^* has $Y_1^* = Q_0$ and $Z_1^* = A$ and the second copy \mathcal{C}_2^* has $Z_2^* = Q_0$ and $Y_2^* = A$. Note that $\overline{X_1^*Z_1^*}$ and $\overline{X_2^*Z_2^*}$ intersect exactly at R_0 .

Consider now the point $Q \in \overline{BQ_0}$. We rotate \mathcal{C}_2^* counter-clockwise around A until $Q \in \overline{X_2^*Z_2^*}$ and translate \mathcal{C}_1^* to the right until $Y_1^* = Q$. This places A outside of \mathcal{C}_1^* , so we then rotate \mathcal{C}_1^* counter-clockwise around Q until $A \in \overline{X_1^*Z_1^*}$. Figure 27 depicts the situation for different positions of Q .

Let M_1 be the intersection of $\overline{X_1^*Y_1^*}$ and \overline{CD} and let M_2 be the intersection of $\overline{X_2^*Y_2^*}$ and \overline{CD} ; see Figure 27(middle right). When Q moves from Q_0 to B , the line AM_2 rotates around A and thus M_2 moves downwards monotonously. We let Q' be the position of Q when $B \in \overline{Y_2^*Z_2^*}$ and $M_2 = R_0$; see Figure 27(bottom left).

Let N be the intersection of $\overline{X_1^*Z_1^*}$ and $\overline{X_2^*Z_2^*}$. We will show below that for $Q \in \overline{BQ_0}$, the point N always lies on or to the left of CD . This will imply that the segment $\overline{M_1M_2}$ lies entirely in $\mathcal{C}_1^* \cup \mathcal{C}_2^*$, so as long as $R \in \overline{M_1M_2}$, we have $\triangle PQR \subset \mathcal{C}_1^*$ or $\triangle PQR \subset \mathcal{C}_2^*$.

Assume now that R lies above M_2 , that is on $\overline{M_2R_0}$. This implies that $R \in \overline{R_2R_0}$, where R_2 is the position of M_2 when $Q = B$ as in Figure 27(bottom right). Such a triangle $\triangle PQR$ is covered by \mathcal{C}_2^* in its position when $Q = Q'$, as illustrated in Figure 27(bottom left).

Otherwise R lies below M_1 , that is on $\overline{R_2M_1}$. (This is indeed possible: while Q moves from Q_0 to B , M_1 initially moves slightly upwards above R_1 before starting a monotone movement downwards.) In this case we rotate \mathcal{C}_1^* further counter-clockwise until $R \in \overline{X_1^*Y_1^*}$. Since $\angle RQA \leq \angle R_1QA \leq \angle R_1Q_0A = 75^\circ = \angle X^*Y^*Z^*$, we then have $P = A \in \mathcal{C}_1^*$ and $\triangle PQR \subset \mathcal{C}_1^*$.

It remains to prove the claim that the point N lies on or to the left of the line CD . We will compute the x -coordinate of N as a function of $q := |AQ|$. As Q ranges from B to Q_0 , q ranges from 1 to $1/\cos \frac{\pi}{12} \approx 1.035$. Let h be the height of Y^* in $\triangle X^*Y^*Z^*$. We have

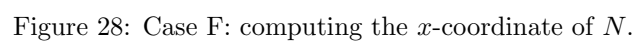
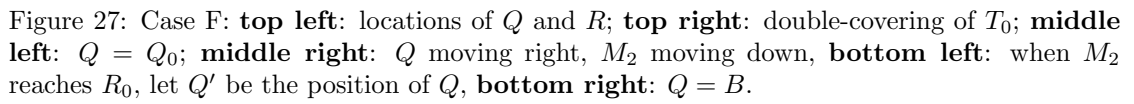
$$h = |Z^*Y^*| \sin \frac{\pi}{3} = |AQ_0| \frac{1}{2} \sqrt{3} = \frac{1}{\cos \frac{\pi}{12}} \frac{1}{2} \sqrt{3} = \sqrt{6 - 3\sqrt{3}}.$$

We next observe that $Z_1^*X_1^*$ is the line at distance h from Q through A , while $Z_2^*X_2^*$ is the line at distance h from A through Q . This implies that $\triangle AQN$ is isosceles, with two equal heights of length h ; see Figure 28. Let $\alpha := \angle QAN = \angle AQN$ and $d := |AN| = |QN|$. We have $\sin \alpha = \frac{h}{q}$ and $\cos \alpha = \frac{q}{2d}$. Let $\beta := \angle BAQ$. Then, $\cos \beta = \frac{1}{q}$.

Now we compute the horizontal distance $f(q)$ between A and N :

$$\begin{aligned} f(q) &= d \cos\left(\frac{\pi}{2} - \alpha - \beta\right) = d \sin(\alpha + \beta) = d \sin \alpha \cos \beta + d \cos \alpha \sin \beta \\ &= \frac{q}{2 \cos \alpha} \frac{h}{q} \frac{1}{q} + \frac{q}{2} \sin \beta = \frac{h}{2q \sqrt{1 - \frac{h^2}{q^2}}} + \frac{q}{2} \sqrt{1 - \frac{1}{q^2}} \\ &= \frac{1}{2} \left(\frac{h}{\sqrt{q^2 - h^2}} + \sqrt{q^2 - 1} \right). \end{aligned}$$

Plotting the function $f(q)$ shows that $f(q) > 1.01$ on the interval $1 \leq q \leq 1.02$. Plotting the derivative $f'(q)$ shows that $f'(q) < -0.9$ on the interval $1.01 \leq q \leq 1.05$, so $f(q)$ is decreasing on this interval. We also know that $f(|AQ_0|) = 1$ since then $N = R_0$. This implies that $f(q) \geq 1$ for any $Q \in \overline{BQ_0}$. It follows that N lies on or to the left of \overline{CD} , completing this case and the entire proof.



References

- [1] John C. Baez, Karine Bagdasaryan, and Philip Gibbs. The Lebesgue universal covering problem. *Journal of Computational Geometry*, 6:288–299, 2015. doi:10.20382/jocg.v6i1a12.
- [2] Peter Brass, William Moser, and János Pach. *Research Problems in Discrete Geometry*. Springer-Verlag, 2005.
- [3] Peter Brass and Mehrbod Sharifi. A lower bound for Lebesgue’s universal cover problem. *International Journal of Computational Geometry & Applications*, 15:537–544, 2005. doi:10.1142/S0218195905001828.
- [4] Zoltan Füredi and John E. Wetzel. The smallest convex cover for triangles of perimeter two. *Geometriae Dedicata*, 81:285–293, 2000. doi:10.1023/A:1005298816467.
- [5] Philip Gibbs. An upper bound for Lebesgue’s covering problem, 2018. arXiv:1810.10089.
- [6] Tirasan Khandhawit, Dimitrios Pagonakis, and Sira Sriswasdi. Lower bound for convex hull area and universal cover problems. *International Journal of Computational Geometry & Applications*, 23(03):197–212, 2013. doi:10.1142/S0218195913500076.
- [7] Mikhail D. Kovalev. A minimal convex covering for triangles (in Russian). *Ukrain. Geom. Sb.*, 26:63–68, 1983.
- [8] Ji-won Park and Otfried Cheong. Smallest universal covers for families of triangles. *Computational Geometry, Theory and Applications*, 92:101686, 2021. doi:10.1016/j.comgeo.2020.101686.
- [9] W Wang. An improved upper bound for worm problem. *Acta Mathematica Sinica-Chinese Series*, 49(4):835–846, 2006.
- [10] John Wetzel. Bounds for covers of unit arcs. *Geombinatorics*, 3, 01 2013.
- [11] John E. Wetzel. Fits and covers. *Mathematics Magazine*, 76:349–363, 2003. URL: <http://www.jstor.org/stable/3654881>.

A Computations

Here we perform the computations needed in the paper using Maple. Maple source file is available as an auxiliary file on HAL with this document.

Proof of Lemma 9

```

> phi:= beta -> (1 + sin(beta)*cos(2*beta))^2+(sin(beta)*sin(2*beta))^2
      
$$\phi := \beta \mapsto (1 + \sin(\beta) \cos(2\beta))^2 + \sin(\beta)^2 \sin(2\beta)^2$$

(1)
> simplify(diff(phi(beta),beta));
      
$$2 \cos(\beta) (6 \cos(\beta)^2 + \sin(\beta) - 5)$$

(2)
> beta0:=solve(phi(beta)=1)[1];evalf(beta0);evalf(beta0*180/Pi);
      
$$\beta_0 := \arctan\left(\frac{8\left(\frac{1}{8} + \frac{\sqrt{33}}{8}\right)}{\sqrt{30 - 2\sqrt{33}}}\right)$$

      1.002966954
      57.46577344
(3)
> h:= beta -> sin(2*beta-2*arcsin(sin(beta)/2))/sin(2*beta)-1;
      
$$h := \beta \mapsto \frac{\sin\left(2\beta - 2 \arcsin\left(\frac{\sin(\beta)}{2}\right)\right)}{\sin(2\beta)} - 1$$

(4)
> beta1:=arccos(1/sqrt(5));evalf(beta1);evalf(beta1*180/Pi);
      
$$\beta_1 := \arccos\left(\frac{\sqrt{5}}{5}\right)$$

      1.107148718
      63.43494883
(5)
> g := beta-> -cos(2*beta)-sqrt(sin(beta)^2-sin(2*beta)^2);
      
$$g := \beta \mapsto -\cos(2\beta) - \sqrt{\sin(\beta)^2 - \sin(2\beta)^2}$$

(6)
> f := beta-> 3/2*sin(beta)^2-1;
      
$$f := \beta \mapsto \frac{3 \sin(\beta)^2}{2} - 1$$

(7)

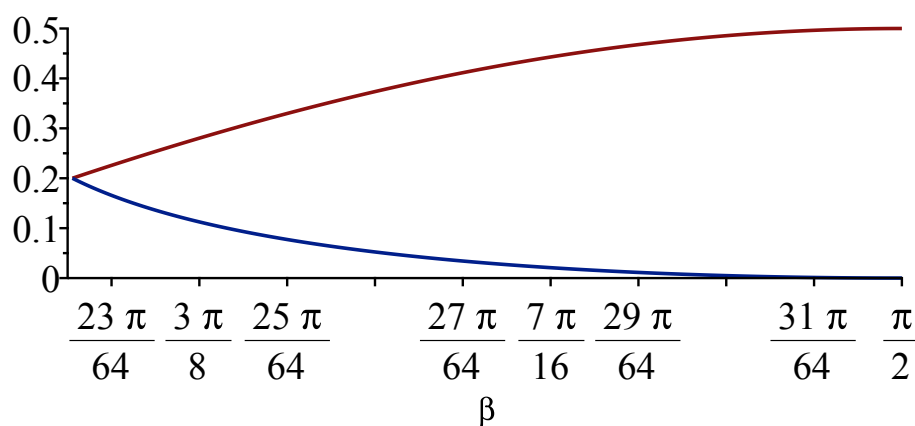
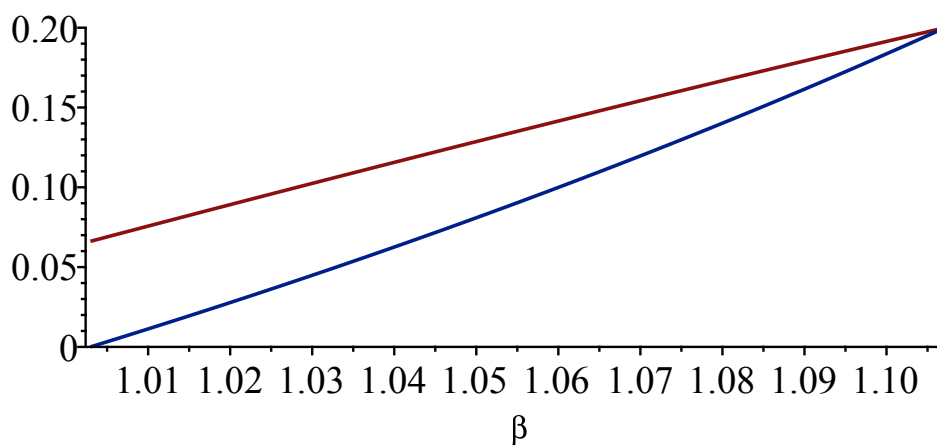
```

B"position

```

> plot([f(beta),h(beta)],beta=beta0..beta1);plot([f(beta),g(beta)],
beta=beta1..Pi/2);

```

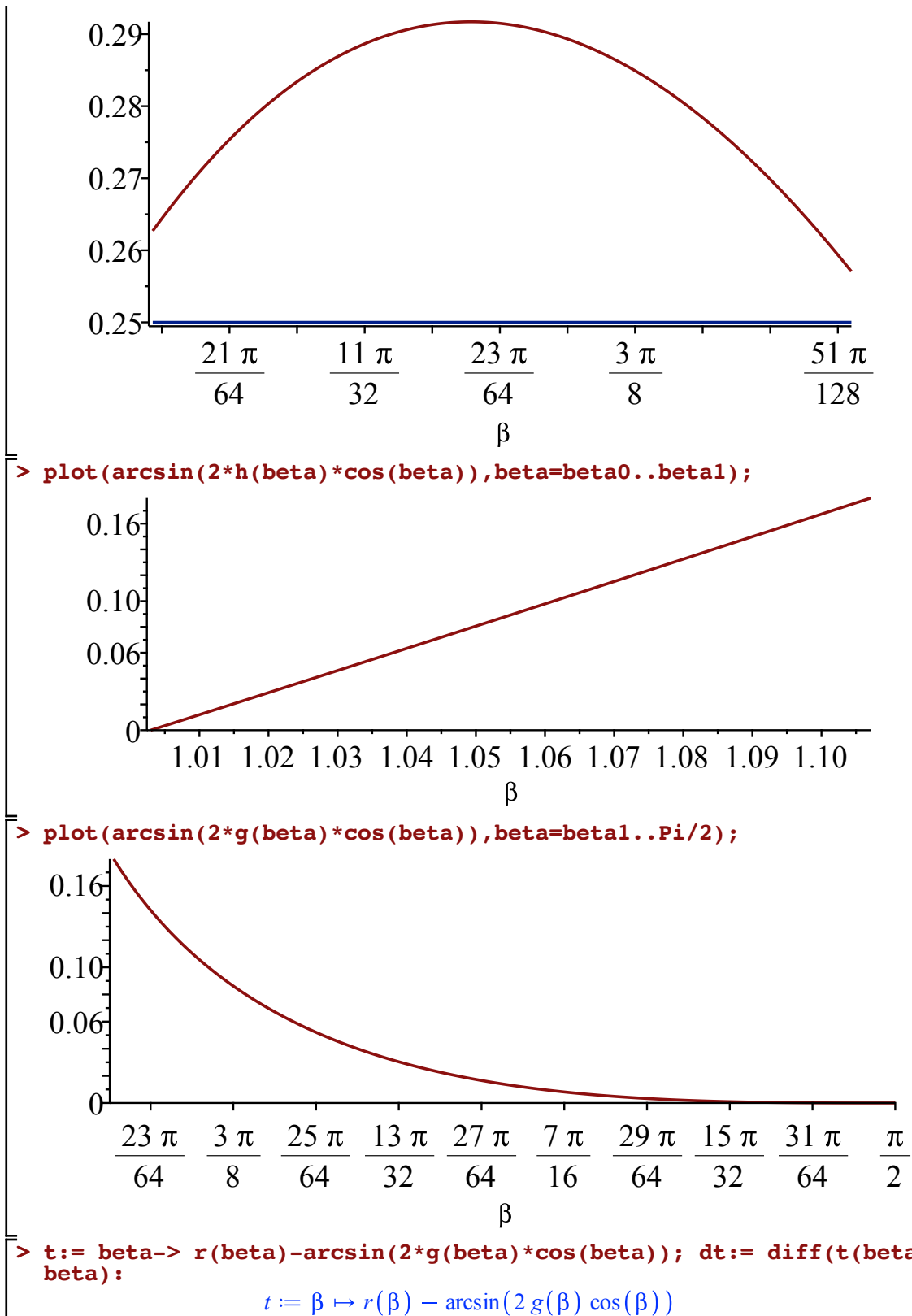


H''position

```
> r:= beta-> arctan( sin(beta)*sin(2*beta)/((1-cos(beta)*sin(2*beta))
-(1-1/sin(beta))))-Pi/2+beta;
```

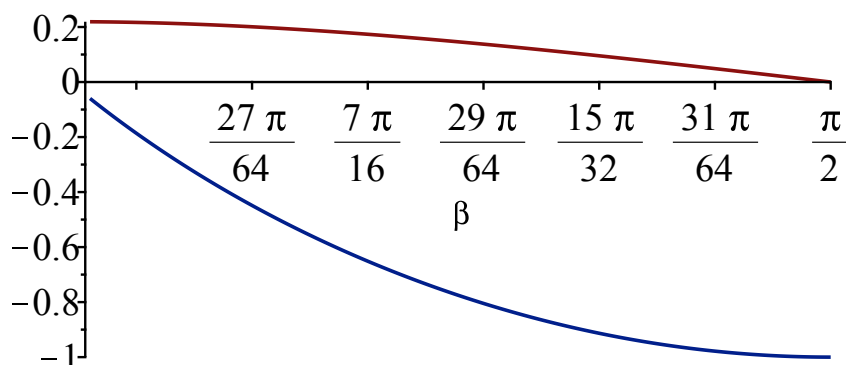
$$r := \beta \mapsto \arctan\left(\frac{\sin(\beta) \sin(2\beta)}{-\cos(\beta) \sin(2\beta) + \frac{1}{\sin(\beta)}}\right) - \frac{\pi}{2} + \beta \quad (8)$$

```
> plot([r(beta),1/4],beta=beta0..2*Pi/5);
```



(9)

```
> plot([t(beta),dt(beta)],beta=2*Pi/5..Pi/2);
```



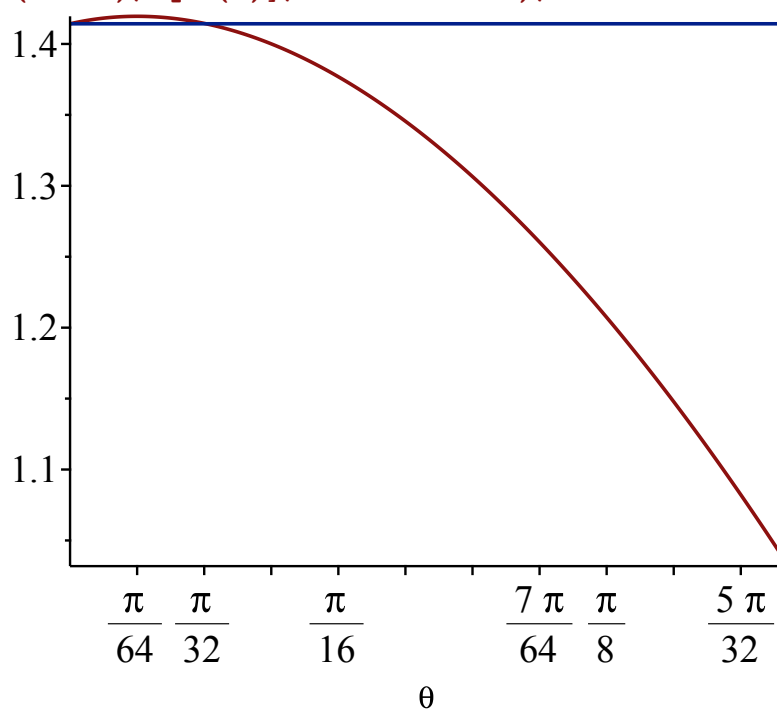
Triangles fitting in a square

Isoscele triangles

```
> l:= theta-> sin(Pi/3+2*theta)/(cos(Pi/4-theta)*sin(Pi/3));
```

$$l := \theta \mapsto \frac{\sin\left(\frac{\pi}{3} + 2\theta\right)}{\cos\left(\frac{\pi}{4} - \theta\right) \sin\left(\frac{\pi}{3}\right)} \quad (10)$$

```
> plot([l(theta),sqrt(2)],theta=0..Pi/6);
```



```
> theta0:=simplify(solve(diff(l(t),t),t)[1]); evalf([theta0,theta0*180/Pi]);
maxl:=simplify(l(theta0));evalf(maxl);
theta1:=solve(l(t)=sqrt(2),t)[3];evalf([theta1,theta1*180/Pi]);
```


$$\begin{aligned}
\theta_0 &:= \arctan\left(\frac{1}{(2+\sqrt{3})^{1/3}}\right) - \frac{\pi}{6} \\
&\quad [0.0490343963, 2.809463958] \\
maxl &:= \frac{2 \sin\left(2 \arctan\left(\frac{1}{(2+\sqrt{3})^{1/3}}\right)\right) \sqrt{3}}{3 \sin\left(\frac{\pi}{12} + \arctan\left(\frac{1}{(2+\sqrt{3})^{1/3}}\right)\right)} \\
&\quad 1.419493024 \\
\theta_l &:= \arctan\left(\frac{4 \sin\left(\frac{\pi}{12}\right)^2 + 1}{8 \sin\left(\frac{\pi}{12}\right)^2 - 6 + \sqrt{16 \sin\left(\frac{\pi}{12}\right)^4 - 72 \sin\left(\frac{\pi}{12}\right)^2 + 57}}\right) - \frac{\pi}{6} \\
&\quad [0.0995677357, 5.704811030]
\end{aligned} \tag{11}$$

X angle of the cover

```
> xxx:=simplify(solve(sin(xx)/1(Pi/6)=sin(2*Pi/3-xx)/1(theta0),xx));
evalf([xxx,xxx*180/Pi]);
```

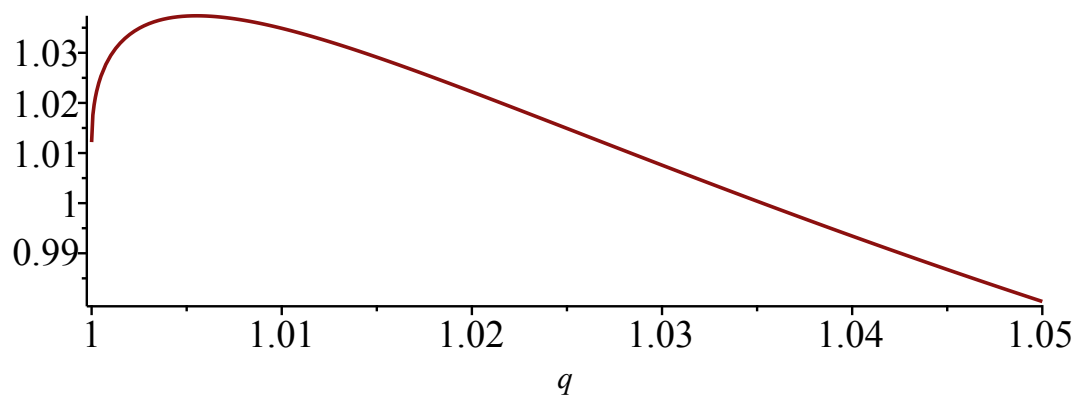
$$\begin{aligned}
xxx &:= -\frac{\pi}{6} - \arctan\left(\left(2 \sin\left(\frac{\pi}{12}\right) \cos\left(\frac{\pi}{12}\right) \left(\sqrt{3} (2+\sqrt{3})^{1/3} \sin\left(\frac{\pi}{12}\right) \right.\right.\right. \\
&\quad \left.\left.\left.- 2 \sin\left(2 \arctan\left((2+\sqrt{3})^{2/3} (\sqrt{3}-2)\right)\right) \cos\left(\frac{\pi}{12}\right) \sqrt{(2+\sqrt{3})^{2/3} + 1} \right.\right.\right. \\
&\quad \left.\left.\left.+ \sqrt{3} \cos\left(\frac{\pi}{12}\right)\right)\right) / \left(\left(2 \cos\left(\frac{\pi}{12}\right)^2 - 1\right) \left(\sqrt{3} (2+\sqrt{3})^{1/3} \sin\left(\frac{\pi}{12}\right) \right.\right.\right. \\
&\quad \left.\left.\left.+ 2 \sin\left(2 \arctan\left((2+\sqrt{3})^{2/3} (\sqrt{3}-2)\right)\right) \cos\left(\frac{\pi}{12}\right) \sqrt{(2+\sqrt{3})^{2/3} + 1} \right.\right.\right. \\
&\quad \left.\left.\left.+ \sqrt{3} \cos\left(\frac{\pi}{12}\right)\right)\right)\right) \\
&\quad [0.7824625782, 44.83180336]
\end{aligned} \tag{12}$$

Position of N, x coordinate

```
> ff:=q-> 1/2*(sqrt(6-3*sqrt(3))/sqrt(q^2-6+3*sqrt(3))+sqrt(q^2-1));
```

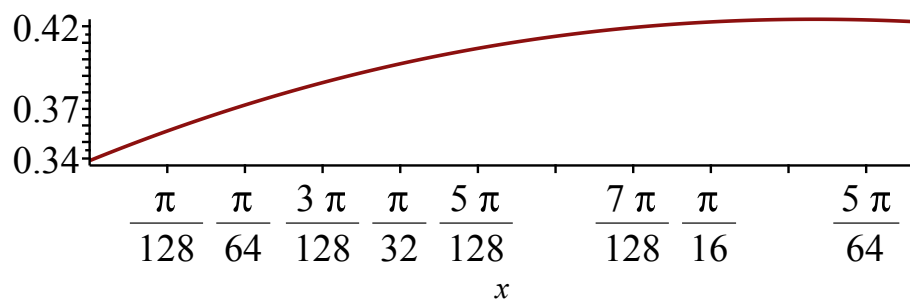
$$ff := q \mapsto \frac{\sqrt{6-3\sqrt{3}}}{2\sqrt{q^2-6+3\sqrt{3}}} + \frac{\sqrt{q^2-1}}{2} \tag{13}$$

```
> plot(ff(q),q=1..1.05);
```

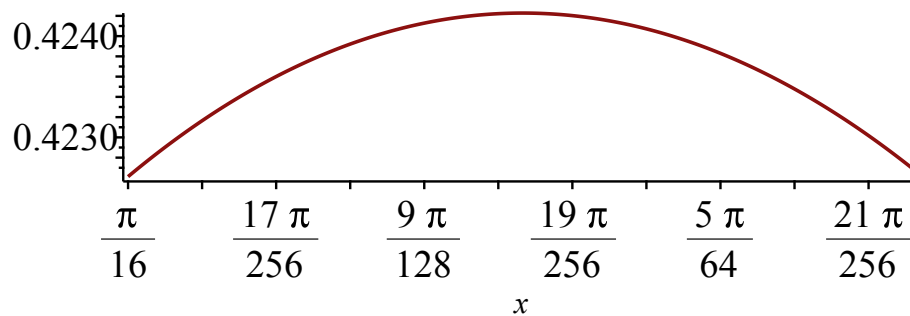


Position of M1, y coordinate

```
> plot ((1-tan(x))* tan(arcsin(sqrt(6 - 3*sqrt(3)))*cos(x))+x-Pi/4),x=
0..Pi/12);
```



```
> plot ((1-tan(x))* tan(arcsin(sqrt(6 - 3*sqrt(3)))*cos(x))+x-Pi/4),x=
Pi/16..Pi/12);
```





**RESEARCH CENTRE
NANCY – GRAND EST**

615 rue du Jardin Botanique
CS20101
54603 Villers-lès-Nancy Cedex

Publisher
Inria
Domaine de Voluceau - Rocquencourt
BP 105 - 78153 Le Chesnay Cedex
inria.fr

ISSN 0249-6399