



HAL
open science

On optimizing scalar self-rebalancing trees

Paul Iannetta, Laure Gonnord, Lionel Morel

► **To cite this version:**

Paul Iannetta, Laure Gonnord, Lionel Morel. On optimizing scalar self-rebalancing trees. [Research Report] RR-9343, ENS LYON; Inria - Research Centre Grenoble – Rhône-Alpes; Université de Lyon I Claude Bernard. 2020. hal-02573052

HAL Id: hal-02573052

<https://inria.hal.science/hal-02573052v1>

Submitted on 14 May 2020

HAL is a multi-disciplinary open access archive for the deposit and dissemination of scientific research documents, whether they are published or not. The documents may come from teaching and research institutions in France or abroad, or from public or private research centers.

L'archive ouverte pluridisciplinaire **HAL**, est destinée au dépôt et à la diffusion de documents scientifiques de niveau recherche, publiés ou non, émanant des établissements d'enseignement et de recherche français ou étrangers, des laboratoires publics ou privés.



On optimizing scalar self-rebalancing trees

Paul IANNETTA, Laure GONNORD, Lionel MOREL

**RESEARCH
REPORT**

N° 9343

May 2020

Project-Team CASH



On optimizing scalar self-rebalancing trees

Paul IANNETTA*, Laure GONNORD*, Lionel MOREL†

Project-Team CASH

Research Report n° 9343 — May 2020 — 15 pages

Abstract: Balanced trees are pervasive and very often found in databases or other systems which are built around querying non-static data. In this paper, we show that trees implemented as a collection of pointers shows bad data locality, poor cache performance and suffer from a lack of parallelism opportunities. We propose an alternative implementation based on arrays. Both implementations appear to be equivalently efficient time-wise. This new layout exposes new parallelism opportunities which can be then exploited by an optimizing polyhedral compiler.

Key-words: balanced trees, parallelism, polyhedral model, high performance computing

* University of Lyon, LIP (UMR CNRS/ENS Lyon/UCB Lyon1/INRIA), F-69000 Lyon, France

† Univ Grenoble Alpes, CEA, F-38000 Grenoble, France

**RESEARCH CENTRE
GRENOBLE – RHÔNE-ALPES**

Inovallée
655 avenue de l'Europe Montbonnot
38334 Saint Ismier Cedex

On optimizing scalar self-rebalancing trees

Résumé : Les arbres équilibrés sont une structure de données omniprésentes que l'on retrouve très souvent dans des systèmes construits autour de la notion de recherche. Dans ce papier, nous montrons que les arbres implémentés comme une collection de pointeurs présentent de mauvais résultats vis-à-vis de la localité des données et les opérations qu'ils proposent sont difficilement parallélisable. Nous proposons une implémentation alternative qui repose sur des tableaux. Les deux implémentations semblent avoir des performances similaires en temps. Ce nouveau modèle mémoire offrant cependant de nouvelles opportunités de parallélisation qui pourront plus tard être exploité par le modèle polyédrique.

Mots-clés : arbres équilibrés, parallélisme, modèle polyédrique, calcul haute performance

1 Introduction

Trees, especially balanced trees, are pervasive and are often found behind data structures which need to be frequently queried such as sets, maps or dictionaries. Hence, they are often found in traditional databases as T-Trees [LC86] (a kind of balanced tree built on AVL trees [AVL62, GBY91]) or B-Trees [GBY91]. The growing need of analyzing large amount of data, gathered from the internet and stored in gigantic databases require harnessing the computing power of high performance parallel machines at their fullest. Improving the processing of trees is part of this endeavor and, a first step in this direction has been made by Blelloch et al. [BFS16, SB19, SFB18] who investigated the benefits of bulk operations to increase parallelism. In this paper, we claim that there is still room for optimizations addressing better cache locality. Indeed, traditional approaches implement trees as collections of pointers. We show that such implementations demonstrate poor data locality, leading to bad performances. Then we explore an alternative representation of those trees with the goal of providing better memory locality, while enabling fine-grained parallelism. Our approach here is to build a memory layout with good properties with respect to the current state of the art compilers and their optimization schemes. This memory layout uses an array instead of a collection of pointers. This induces deep changes to the underlying mechanisms and their complexity (see Section 3). Our goal is to make that this changes in complexity is amortized by better data locality and compiler support for our programs. In particular, not only we will exhibit better opportunities for vectorization, but also we plan to use *polyhedral-model based optimizing compilers* as backend. The polyhedral model [Fea92a, Fea92b, Fea11] is a framework which aims at increasing the code locality of affine loop by rescheduling their instructions using various methods such as tiling and pipelining. As far as we know, the polyhedral model has never been considered to address programs using complex data structures relying on pointers such as trees, apart from the work of Paul Feautrier and Albert Cohen [Coh99a, Coh99b, Fea98] which uses algebraic languages to describe the *iteration space* over trees. However, unlike Feautrier and Cohen, our approach does not extend the polyhedral model to tree like data structures. Rather, we try and make fit trees into arrays and see to what extent the operations like insertion, find or deletion can be written so as to fall within the reach of the polyhedral model. Our work focuses on standard operations and their parallelization opportunities before tackling bulk operations which is left for the future.

2 Background

2.1 AVL Trees

An AVL tree [AVL62, GBY91] is a binary search tree such that both of its children are AVL trees and that the absolute difference of their heights is strictly less than two. Those trees support the same operations as standard binary search trees (*insert*, *delete* and *find*). However, in order to keep those trees balanced when inserting or removing an element, they also provide a mechanism called *rotation* (see Figure 1 for simple or double rotation examples). An insertion needs at most one rotation to preserve the balance while a deletion may require as much as $\mathcal{O}(\lg n)$ rotations. Nevertheless, since a rotation is an $\mathcal{O}(1)$ operation, and that both insertion and deletion inspect the balance ratio of $\mathcal{O}(\lg n)$ nodes, the complexity of both operations is $\mathcal{O}(\lg n)$. It is important to note that this will not be the case anymore when AVL trees will be stored as arrays because rotations will not be constant time operations anymore. The *find* operation is also $\mathcal{O}(\lg n)$ due to the balanced nature of AVL trees.

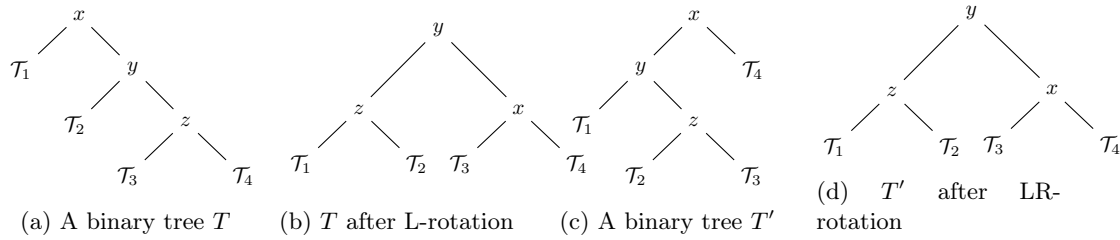


Figure 1: Left (L) rotation applied on to the unbalanced tree T , and a left-right (LR) rotation applied to the unbalanced tree T'

2.2 AVL trees as arrays

There are two natural categories of tree traversals: breadth-first and depth-first traversals. Each of them induces a linear order which can be used to index the elements of a tree. This order is not unique and depends on the order in which the children are visited.

Depth-first numbering. The *depth-first traversal* of a tree starts from its root, then recursively visits its left child before recursively visiting its right child. This traversal induces an order on the elements of the tree which can then be used to arrange the elements as an array. However, there is no cheap way to recompute the structure of the tree from this numbering. This is a huge limitation because, in order to perform insertions, deletions, or a search the structure of the tree is needed. A way to keep the structure of the tree is to store two additional arrays: one with the indexes of each node's father and the another with the indexes of each node's right child. Nevertheless, such book keeping is pretty expensive.

Breadth-first numbering. The *breadth-first traversal* of a tree starts from its root, then it visits each node at distance 1 of the root, then all nodes at distance 2 of the root, and so on until all nodes have been visited. Again, this traversal induces an order on the elements. This time, however, the structure of the array can be easily conserved if we also keep free holes for unused nodes. This way, the numbering induces layers where the i^{th} layer is 2^i -wide. The main advantage of this layered representation is to provide an easy way to recover the tree structure from array indices.

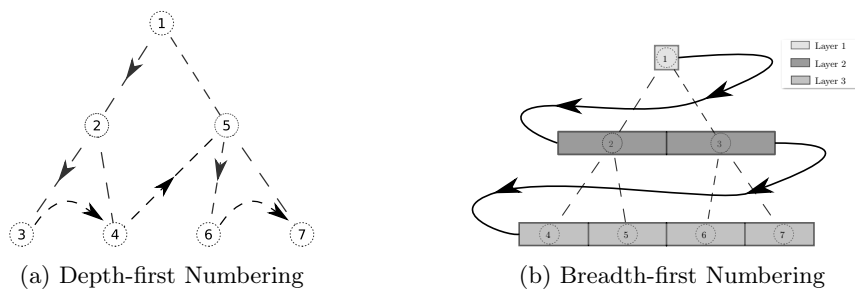


Figure 2: Array Numberings

We propose to evaluate in the rest of the paper how this new *breadth-first* memory layout can expose optimization opportunities, in particular during the construction of the tree where rotations are the crucial operations.

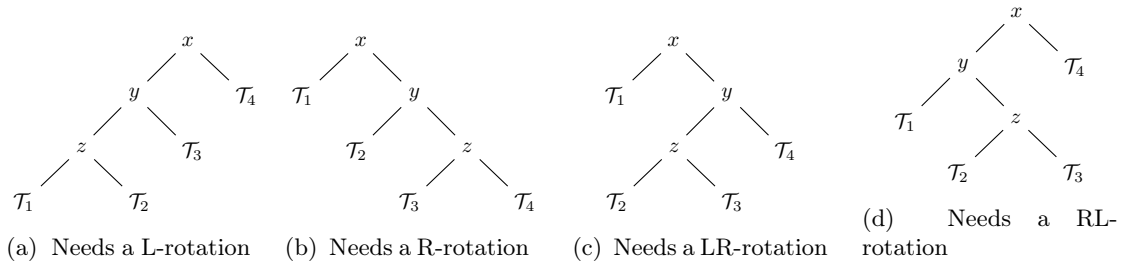


Figure 3: Unbalanced trees

3 Rotations on breadth first arrays

Traditionally, a rotation is a cheap operation which: 1. moves around two pointers and 2. updates the information about the heights and the balance ratio of the nodes. However, when trees are internally represented as arrays, rotations become much more expensive because, now, part of the array has to be actually moved from one memory location to another. Hence, the cost of a rotation in the worst case becomes $\mathcal{O}(n)$. This section describes each operation (left and right rotation, but also left-right and right-left rotations) as a sequence of low-level operations on *breadth-first array*, namely *shifts* and *pulls*. On the other hand, the next section will explore how those low-level operations can be more efficient.

3.1 Low-level operations on breadth-first arrays

As presented in [Section 2.2](#), breadth-first arrays provide a convenient index scheme which allows to view the array as a collection of layers. The next paragraphs will explain the action of rotations on those layers. First, we present a collection of low-level operations (*shifts* and *pulls*), then, we describe how those low-level operations can be combined to implement rotations.

It should be noted that those low-level operations can be applied on all kinds of breadth-first arrays, by themselves they do not preserve the balancing property of AVL. The combinations presented in [Section 3.2](#) do preserve the balancing property.

Left and right shifts (Figure 4a). A *shift* moves a subtree at a certain depth to the left or to the right. The tree is moved such that it is still on the same depth. If we move left the left-most subtree or move right the right-most subtree of a depth then this subtree is removed from the tree. The following picture might suggest that this operation is an involution. Nevertheless, this is not the case. First, the values which are moved overwrite previous values if any. Second, a subtree which is moved out of the tree it is forever lost.

Pull up (Figure 9). A *pull up* takes a subtree and graft it in place of its father. This is a destructive operation in the sense that the father's node as well as one of his children's tree is overwritten. This operation can't be performed on the root because it does not have a father.

Left and right pulls down (Figure 4b). A *pull down* takes a subtree and graft it at the place of its right (in the case of a right pull down) or left (in the case of a left pull down) children. Conceptually this operation is not destructive, however, in practice, if the array which is used to represent the tree is of fixed size it is. This can be avoided by padding the tree with an empty layer at the bottom.

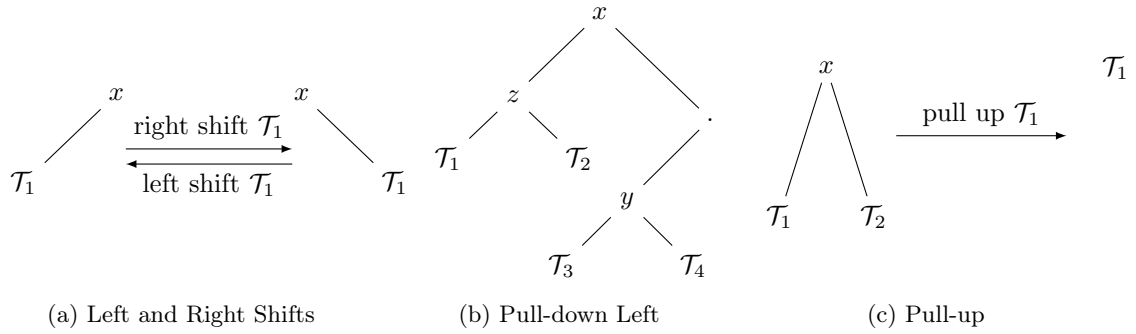


Figure 4: Low-level operations

3.2 Rotations as sequences of low-level operations

Now that the elementary operations have been defined, we can use them to implement rotations as is explained in the following table.

Rotation Initial Configuration	Right Figure 3a	Left Figure 3b	Right-left Figure 3c	Left-right Figure 3d
Steps	1. pull down \mathcal{T}_4	pull down \mathcal{T}_1	pull down \mathcal{T}_1	pull down \mathcal{T}_4
	2. shift right \mathcal{T}_3	shift left \mathcal{T}_2	shift left \mathcal{T}_2	shift right \mathcal{T}_3
	3. pull up z	pull up z	pull up \mathcal{T}_2	pull up \mathcal{T}_2
	4. relabel x, y, z	relabel x, y, z	relabel x, y, z	relabel x, y, z

Unlike the depth-first representation, this time the rotations are not a single in-memory shift but several independent in-memory shifts which are all performed on the same array. The independence of those shifts will be explored in more details in ??.

3.3 Performance analysis

The goal here is to present and analyze the benchmarks, summarizing the time and the percentage of cache misses during the creation of random trees. The experiments have been done on a machine equipped with an Intel[®] Core[™] i5-5300U CPU @ 2.30GHz with 3072KB of cache. Each test has been run 10 times. The following table records the mean of the results across those 10 calls.

size	density	avl-tree		avl-bf	
		time (s)	cache-misses (%)	time (s)	cache-misses (%)
64	0.55	0.001812	45	0.001659	41
512	0.33	0.001955	48	0.001792	43
1024	0.33	0.001754	48	0.001943	43
65536	0.13	0.031252	17	0.047713	36
524288	0.17	0.517095	46	0.648161	60
1048576	0.13	1.192258	47	1.509468	63
2097152	0.06	3.027440	47	3.779821	63

As can be seen from the above results neither the tree implementation, nor the array implementation are very good with respect to cache utilization. The number of cache misses is not

constant for the tree implementation as may suggest the table. The huge number of cache misses in the array implementation is mostly due to the fact that the addresses are not aligned. The density of breadth first arrays is also a huge concern as the more elements they have, the sparser they become.

However, an interesting fact is that both require almost the time to construct an AVL tree from scratch. For this reason, we decided to investigate the opportunities that could be brought by a more efficient array implementation.

3.4 Shifts

A shift is an operation which moves internally a subtree to the left or to the right, erasing any previous data and zeroing the source location. Figure 5b illustrates how data moves when the subtree whose root is 2 (the striped region on the figure) is moved to the right into the subtree whose root is 3 (the checkerboard-like region on the figure). Shifting a subtree only modifies the source and destination region, that is why node 1 on the figure remains untouched. It can also be seen that the source region does not overlap with the destination region, this can be hinted to the compiler by using `memcpy` which provides an interface with restrict pointers since C99. The code listing in Figure 5a¹ makes use of that property.

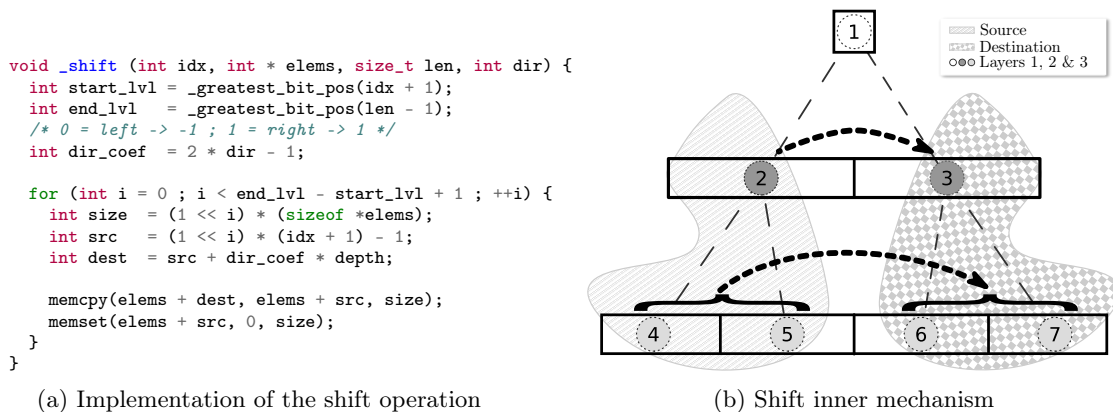


Figure 5: Shift internals

Another point that should be noted is that layers can be moved independently from one another. More precisely, each node can be moved independently of the others. This means that it is possible to massively parallelize the shift mechanism. Indeed, the `for` is a parallel `for` and `memcpy` and `memset` can be distributed over multiple threads as well as vectorized.

While it is possible to add `openmp #pragma` manually our end goal is that an optimizing compiler should be able to detect itself the parallelization opportunities, as well as the vectorization opportunities and to harness them.

When we want to try to expose the inner parallelism of a code mainly using arrays, we cannot help but think of the polyhedral model [Fea92a, Fea92b, Fea11]. However, our code does not quite fit the model because the iteration variable of the `for` loop does not follow a linear pattern.

¹This implementation cannot be used to shift a subtree out of an array. `idx` is the index of the root of the subtree to be shifted, `elems` is a breadth-first array, `len` its length, and `dir` is the shift direction (0 is left and 1 is right.)

PLUTO [BBK⁺08, BHRS08] a polyhedral loop parallelizer is able to detect and parallelize `memcpy` and `memset`² but fails to optimize the parallel for.

Another room for improvement comes from the fact the data could be moved in small chunks whose size should depend on the features of the processor such as its cache size and the size of the registers used by its vector unit.

3.5 Pulls

Pulls are operations which moves the content of a subtree either upwards or downwards. Due to the nature of rooted trees, we can see that moving upwards and moving downwards is not quite the same since when moving a subtree upwards, it is not possible to move past the root, however, it is always possible to move further downwards. Hence, the mechanism behind both of these operations is very different. For example, on one hand, pulling down a subtree is not inherently a destructive operation because the more you go down the more space there is, on the other hand, pulling up a subtree means that you have to erase information, because as you go up the size of the layers shrinks. In order to simplify the explanation, in the following we will consider the trees to be infinite. A naive implementation of both pulls can be seen in [Figure 6](#) and [Figure 8](#).

Pull Down. This operations move a subtree downwards, either in the left subtree or in the right subtree. Unlike shifts, now the layers can't be moved independently of each other. The layer n cannot be moved before the layer $n + 1$ otherwise data would be overwritten. The naive approach to solve this constraint is to move each layer, down, one at a time, starting with the non-empty bottom-most layer (see [Figure 7a](#)).

A first point that we want to address is that the size of the data to move is dependent of the depth of the layer. The deeper the layer is the bigger is the data to move. This can be addressed by splitting layer into chunks of the same size. Those chunks can be moved according to different scheme which can be seen on [Figure 7](#). These schemes can be parallelized and pipelined by using `openmp #pragma`, however, our goal is that the compiler should be able to detect those and harness the hidden parallelism of this operation.

Pull Up In the same way as *pulls down*, the layer can't be move independently. Moreover, this root being the highest node of a tree, it cannot be pulled up. It is also important to note that this operation is inherently destructive and doing a pull up will overwrite the parent's node other child. For example, let T be the following tree (`node`, `childA`, `childB`), after a pull up of `childA`, T becomes (`childA`). This means that all the memory locations that used to store `node` and `childB` have been overwritten by the content of `childA`.

This time the naive scheme is to move each layer, up, one at a time, starting by the top-most layer. Again, it is possible to split layers in smaller chunks to improve data locality and improve parallelism. A more efficient scheme which allows to pipeline the processing as well as to allow to handle each layer independently can be seen in figure [Figure 9](#).

²We have rewritten these two functions as loops operating on single elements, as PLUTO is unable to deal with function calls.

```
/* dir = 0 is left, 1 is right */
static void
_pull_down (int idx, int * elems, size_t len, int dir) {
    int start_lvl = _greatest_bit_pos(len - 1);
    int end_lvl   = _greatest_bit_pos(idx + 1);

    for (int i = start_lvl ; end_lvl <= i ; --i) {
        int depth = 1 << (i - end_lvl);
        int size  = depth * (sizeof *elems);
        int dest  = depth * (2 * (idx + 1) + dir) - 1;
        int src   = depth * (idx + 1) - 1;

        if (dest + depth < len)
            memmove(elems + dest, elems + src, size);
        else if (dest < len) {
            int size = (len - dest) * (sizeof *elems);
            memmove(elems + dest, elems + src, size);
        }

        if (src + depth < len)
            memset(elems + src, 0, size);
        else if (src < len) {
            int size = (len - src) * (sizeof *elems);
            memset(elems + src, 0, size);
        }
    }
}
```

Figure 6: Naive implementation of Pull Down

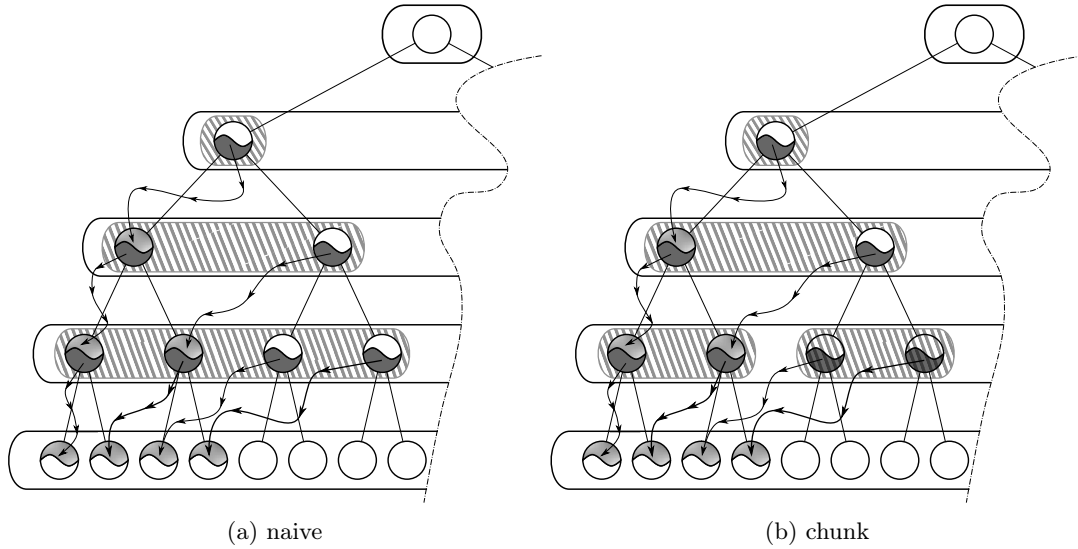


Figure 7: Pull Down Scheduling Strategies: The only difference between (a) and (b) is that in (b) the data are not moved one layer at a time but one chunk at a time. The bottom layer on the figure can be thought as a blank layer that will be created on the fly to fit the nodes that are pulled down.

4 Conclusion

In order to address the parallelism issues of self-rebalancing trees, we proposed to change the memory layout to a collection of pointers to an array. Time-wise, the new memory layout performs almost the same as the traditional implementation based on a collection of pointers. We also pointed out that the cost of rotations is higher with this layout but it is possible to alleviate this cost since those can be massively parallelized. In the future, we plan to improve on this work on several directions : first of all, we are working on *breath-first* arrays compression to improve cache performance. Second, the very predictable data layout of these arrays should enable us to push the limits of polyhedral-based compiler optimisations so that to automatically perform bulk operations.

```
static void
_pull_up (int idx, int * elems, size_t len) {
    int start_lvl = _greatest_bit_pos(idx + 1) - 1;
    int end_lvl   = _greatest_bit_pos(len)      + 1;
    int steps     = end_lvl - start_lvl;

    for (int i = 0 ; i < steps ; ++i) {
        int depth = 1 << i;
        int size  = depth * (sizeof *elems);
        int dest  = depth * ((idx + 1) / 2) - 1;
        int src   = depth * (idx + 1) - 1;

        if (src + depth < len) {
            memmove(elems + dest, elems + src, size);
            memset(elems + src, 0, size);
        } else {
            if (dest + depth < len) {
                memset(elems + dest, 0, size);
            } else if (dest < len) {
                int size = (len - dest) * (sizeof *elems);
                memset(elems + dest, 0, size);
            }
            if (src < len) {
                int size = (len - src) * (sizeof *elems);
                memmove(elems + dest, elems + src, size);
                memset(elems + src, 0, size);
            }
        }
    }
}
```

Figure 8: Naive implementation of Pull Up

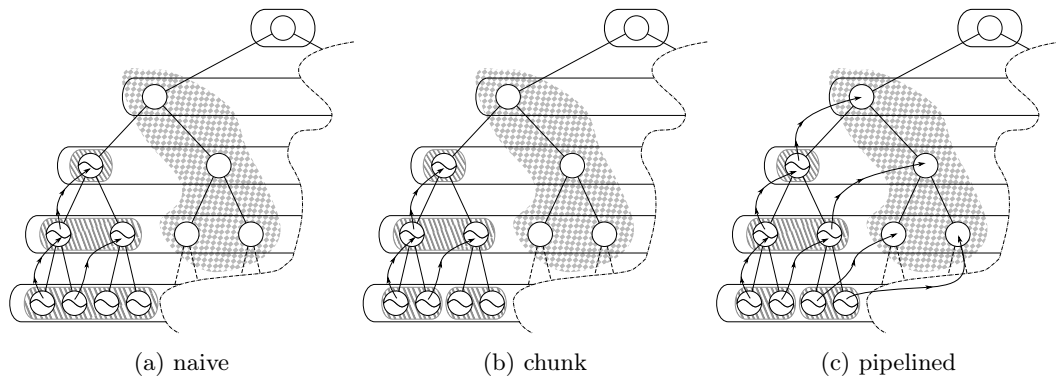


Figure 9: Pull Up Scheduling Strategies: In each picture the source tree (the one which will be moved is striped), the values in the nodes that are included in the chessboard pattern are values that will be destroyed. The (a) and (b) only show data dependencies (if a node has an incoming arrow its data must be moved before it is overwritten), on the other hand, the arrows in (c) shows of the movement of data can be scheduled in parallel). The difference between the naive and the chunk version is that in the naive version each layer is moved entirely before proceeding to the next layer whereas in the chunk version the data is moved by chunks (which can be seen as 2-node packs on (b)), which means that we can start to move data of a next layer before having moving the data of a previous layer

References

- [AVL62] G. M. Adel'son-Vel'skii and E. M. Landis. An algorithm for organization of information. *Dokladi Akademia Nauk SSSR*, 146(2):263–266, April 1962.
- [BBK⁺08] Uday Bondhugula, Muthu Baskaran, Sriram Krishnamoorthy, J. Ramanujam, A. Rountev, and P. Sadayappan. Automatic transformations for communication-minimized parallelization and locality optimization in the polyhedral model. In *International Conference on Compiler Construction (ETAPS CC)*, April 2008.
- [BFS16] Guy E. Blelloch, Daniel Ferizovic, and Yihan Sun. Just join for parallel ordered sets. In *Proceedings of the 28th ACM Symposium on Parallelism in Algorithms and Architectures*, SPAA '16, page 253–264, New York, NY, USA, 2016. Association for Computing Machinery.
- [BHRS08] Uday Bondhugula, Albert Hartono, J. Ramanujam, and P. Sadayappan. A practical automatic polyhedral parallelizer and locality optimizer. In *Proceedings of the 29th ACM SIGPLAN Conference on Programming Language Design and Implementation*, PLDI '08, pages 101–113, New York, NY, USA, 2008. ACM.
- [Coh99a] Albert Cohen. Analyse de flot de données pour programmes récursifs à l'aide de langages algébriques. *Technique et Science Informatiques*, 1999.
- [Coh99b] Albert Cohen. *Program Analysis and Transformation: From the Polytope Model to Formal Languages*. Theses, Université de Versailles-Saint Quentin en Yvelines, December 1999.
- [Fea92a] Paul Feautrier. Some efficient solutions to the affine scheduling problem, I, one-dimensional time. *International Journal of Parallel Programming*, 21(5):313–348, October 1992.
- [Fea92b] Paul Feautrier. Some efficient solutions to the affine scheduling problem, II, multi-dimensional time. *International Journal of Parallel Programming*, 21(6):389–420, December 1992.
- [Fea98] Paul Feautrier. A parallelization framework for recursive tree programs. In David Pritchard and Jeff Reeve, editors, *Euro-Par'98 Parallel Processing*, pages 470–479, Berlin, Heidelberg, 1998. Springer Berlin Heidelberg.
- [Fea11] Paul Feautrier. *Encyclopedia of Parallel Computing*, chapter Polyhedron Model, pages 1581–1592. Springer, 2011.
- [GBY91] Gaston H. Gonnet and Ricardo Baeza-Yates. *Handbook of Algorithms and Data Structures in Pascal and C*. Addison-Wesley Pub (Sd), 2nd edition, 1991.
- [LC86] Tobin J. Lehman and Michael J. Carey. A study of index structures for main memory database management systems. In *Proceedings of the 12th International Conference on Very Large Data Bases*, VLDB '86, page 294–303, San Francisco, CA, USA, 1986. Morgan Kaufmann Publishers Inc.
- [SB19] Yihan Sun and Guy Blelloch. Implementing parallel and concurrent tree structures. In *Proceedings of the 24th Symposium on Principles and Practice of Parallel Programming*, PPOPP '19, page 447–450, New York, NY, USA, 2019. Association for Computing Machinery.

- [SFB18] Yihan Sun, Daniel Ferizovic, and Guy E. Belloch. Pam: Parallel augmented maps. *SIGPLAN Not.*, 53(1):290–304, February 2018.

Contents

1	Introduction	3
2	Background	3
2.1	AVL Trees	3
2.2	AVL trees as arrays	4
3	Rotations on breadth first arrays	5
3.1	Low-level operations on breadth-first arrays	5
3.2	Rotations as sequences of low-level operations	6
3.3	Performance analysis	6
3.4	Shifts	7
3.5	Pulls	8
4	Conclusion	10



**RESEARCH CENTRE
GRENOBLE – RHÔNE-ALPES**

Inovallée
655 avenue de l'Europe Montbonnot
38334 Saint Ismier Cedex

Publisher
Inria
Domaine de Voluceau -
Rocquencourt
BP 105 - 78153 Le Chesnay
Cedex
inria.fr

ISSN 0249-6399