



HAL
open science

On the modeling of optimal and automatized cloud application deployment

Stijn de Gouw, Jacopo Mauro, Gianluigi Zavattaro

► **To cite this version:**

Stijn de Gouw, Jacopo Mauro, Gianluigi Zavattaro. On the modeling of optimal and automatized cloud application deployment. *Journal of Logical and Algebraic Methods in Programming*, 2019, 107, pp.108-135. 10.1016/j.jlamp.2019.06.001 . hal-02401380

HAL Id: hal-02401380

<https://inria.hal.science/hal-02401380>

Submitted on 10 Dec 2019

HAL is a multi-disciplinary open access archive for the deposit and dissemination of scientific research documents, whether they are published or not. The documents may come from teaching and research institutions in France or abroad, or from public or private research centers.

L'archive ouverte pluridisciplinaire **HAL**, est destinée au dépôt et à la diffusion de documents scientifiques de niveau recherche, publiés ou non, émanant des établissements d'enseignement et de recherche français ou étrangers, des laboratoires publics ou privés.

On the Modeling of Optimal and Automatized Cloud Application Deployment

Stijn de Gouw

Open University, The Netherlands email: stijn.degouw@ou.nl

Jacopo Mauro

University of Southern Denmark, Denmark email: mauro@imada.sdu.dk

Gianluigi Zavattaro

*FoCUS Research Team, University of Bologna/INRIA, Italy
email: gianluigi.zavattaro@unibo.it*

Abstract

We investigate the problem of modeling the optimal and automatic deployment of cloud applications. We follow an approach based on three main pillars: (i) the specification of the computing resources needed by software components and those provided by the executing environment (e.g. virtual machines or containers), (ii) the declarative description of deployment rules, (iii) and the computation of an optimal deployment that minimizes the total cost by using constraint solving techniques. We experiment with such an approach by applying it to the *Abstract Behavioural Specification* language ABS, and we validate it by modeling and simulating with ABS (and its tool-suite) the Fredhopper Cloud Services, a worldwide system offering e-Commerce services, currently deployed on Amazon EC2.

Keywords: Software system modeling, declarative specification of deployment rules, automatic cloud application deployment.

1. Introduction

Software applications deployed and executed on cloud computing infrastructures should elastically adapt by dynamically acquiring or releasing computing

resources. This is necessary to properly deliver to the final users the expected
5 services at the expected level of quality, maintaining an optimized usage of the
computing resources. For this reason, modern software systems call for novel en-
gineering approaches that anticipate the possibility to reason about deployment
already at the early stages of development. This is also testified by the appear-
ance of software engineering approaches, like the DevOps approach to software
10 development and delivery [1], that are strongly based on a closer collabora-
tion among software developers, operations professionals, and quality assurance
teams. In our opinion, an actual and successful integration among these dif-
ferent actors is not possible without having a common language, and common
tools, for modeling and specifying software, for expressing deployment rules and
15 constraints, and for describing service level agreements and the reaction to their
violations.

Some projects, e.g., MODAClouds and DICE [2], already started the integra-
tion of aspects related to application deployment using high-level specification
languages like UML. For instance, business requirements or expected quality of
20 services can be expressed in such a way that they can be monitored at run-time.
This allows one to detect deviations from the expected behavior and then trigger
possible reactions. In this paper, we complement this line of research, by antici-
pating in the early stages of software development, techniques for the automatic
and optimal deployment of cloud applications. More precisely, the idea is that
25 of exploiting the expressed deployment desiderata and constraints in order to (i)
automatically synthesize deployment plans, that are guaranteed to be optimal
w.r.t. some specific metrics, and (ii) integrate such deployment plans in the
application specification, in such a way that formal reasoning is possible on a
model of the deployed application. To this end, instead of considering UML, we
30 adopt a language with a native formally defined and executable semantics that
we can use as an example to simulate the automatically synthesized application
deployment. Namely, we adopt the *Abstract Behavioural Specification* language
ABS [3], which is an object-oriented specification language that, besides hav-
ing an executable semantics, includes also a rich tool-chain supporting different

35 kinds of static analysis (like, e.g., logic-based modular verification [4], deadlock
detection [5], and cost analysis [6]).

In this paper we demonstrate that an actual integration between software
specification/analysis and automatic/optimal deployment is possible, by pre-
senting an ABS extension, that we call **SmartDepl**. This offers the possibility to
40 enrich the specification of a software system in ABS with the information that
usually drives the decisions taken by the operations professionals: the declara-
tive expression of the logical deployment constraints and the computing resource
requirements. This deployment information can be extracted from the speci-
fication, and given in input to a solver that computes the optimal allocation
45 of software components to computing nodes, and synthesizes the corresponding
deployment plans. These deployment plans are then integrated into the ABS
specification in such a way that a model of the deployed application is obtained,
on which the ABS simulator, as well as the various analysis tools (like, e.g., logic-
based modular verification [4], deadlock detection [5], and cost analysis [6]) can
50 be exploited for formal reasoning. It is worth noticing that the approach that we
propose can be used not only for computing the initial application deployment,
but also for synthesizing reconfiguration plans to be used to scale the specified
application in case of, e.g., quality of service degradation.

ABS is an object-oriented specification language that supports the speci-
55 fication of asynchronously communicating concurrent objects, distributed over
deployment components that provide objects with the computing resources they
need to properly run. For our purposes, we adopted ABS because it allows for
the modeling of computing resources and it has a real-time semantics reflect-
ing the way in which objects consume resources. This makes ABS particularly
60 suited for the modeling and for reasoning about cloud application deployment.

The approach followed by **SmartDepl**, to support the specification and anal-
ysis of issues related to deployment, is based on three main pillars:

- ABS classes can be enriched with annotations that indicate the computing
resources (e.g., amount of memory or CPU cores) that are necessary in

65 order to properly instantiate and execute objects of that class. Such annotations can also contain description of functional dependencies of objects of the annotated class, with respect to other objects that must be also deployed whenever a new object of that class is instantiated.

- A separate high-level constraint language, embedded in ABS, supporting
70 the specification of declarative deployment rules, like the indication of the basic objects that must be present in a deployed system or the number of replica of a given service needed to guarantee a certain level of availability.
- An external solver that, based on the class annotations and the programmer's requirements extracted from the ABS specifications, generates ABS
75 classes modeling the optimal *deployments*, i.e., classes that expose methods like `deploy` (and `undeploy`) that implement actual instantiation (and removal) of objects in new or already existing deployment components.

By adopting `SmartDepl`, it is actually possible to reason about deployment already during the early stages of software development. The novel language
80 extensions allow the software designers to include deployment rules in their ABS specifications in such a way that all the analysis tools already present for ABS can be adopted to perform formal reasoning on the specified system. This is also supported by an easy-to-use integrated ABS development environment, called *collaboratory*,¹ available on the web (or easily downloadable and instal-
85 lable). In particular, the simulation facilities of ABS, available thanks to the executable semantics of the ABS specification language, can be used to simulate at the modeling level the impact of deployment rules and scaling policies. In this way, it is possible to avoid performing this kind of analysis by means of testing, on expensive and complex to manage run-time systems, and also
90 to avoid time-consuming feedback loops, in case the testing phase points out the need to modify the already developed software. An additional advantage is that, by following the approaches of tools like `ConfSolve` [7] and `Zephyrus`

¹<http://abs-models.org/laboratory/>

[8], deployment is expressed declaratively and an external solver computes the actual detailed distribution of software components over computing resources. This approach has two advantages: the computed configuration is guaranteed to be correct (i.e., all the rules are satisfied) and optimal (i.e., there is no alternative configuration exploiting computing resources with a total smaller cost). In other terms, following our approach, the developed systems are correct- and optimal-by-construction (obviously, w.r.t. the deployment constraints and the costs inserted in the ABS specification).

Concerning the specific aspect of application scalability, it is interesting to observe that our approach goes beyond the current state of the art in scaling technologies (see e.g. [9]). For instance, container-based solutions like Kubernetes [10] exploit the so-called horizontal scaling approach: services can locally increase or decrease their number of instances depending on the values of monitored metrics (CPU average load, response time, ...). Other approaches (see, e.g., SmartScale [11] or the workload modeling engine proposed by Gandhi et al. [12]) complement horizontal with vertical scaling, i.e., the possibility to dynamically add/remove computing resources. These autoscaling techniques assume that the overall application architecture remains unchanged, and act on the number of instances of the services, or on the resources associated to the virtual machines used by the computing infrastructure. On the contrary, in our approach, we can consider re-deployment plans able to act on the application architecture. For instance, in case a peak of inbound requests is detected on the entry point of a pipeline of sequentially-interdependent services, our approach could evaluate the possibility to change the architecture: besides scaling out the entry point (so that more requests can be served in parallel) the subsequent services in the pipeline could be replaced with alternative implementations, designed on purpose to be highly available, as the workload of the entire pipeline is expected to increase. Moreover, by knowing all the modifications at the architectural level (i.e., all the service instances that are expected to be deployed during a re-deployment plan), it is possible to compute optimal deployment strategies where instances of different services share resources (e.g., they are installed in

bulk on a new computing node added to the system). Such optimisation is
125 impossible to achieve by solely relying on horizontal/vertical autoscaling [13].

Our work has been validated by modeling and analyzing the Fredhopper
Cloud Services, an industrial case-study of the European FP7 Envisage project.²
The Fredhopper Cloud Services offer search and targeting facilities on a large
product database to e-Commerce companies as services (SaaS) over the cloud
130 computing infrastructure (IaaS). Depending on the specific profile of an e-
Commerce company —like the expected number of clients or the preference
between an externalized cloud-based installation or a hybrid on-premises/cloud
configuration— Fredhopper has to decide the most appropriate customized de-
ployment of the service. Currently, such decisions are taken manually by an
135 operations team which decides customized, hopefully optimal, service configu-
rations taking into account several aspects like the level of replication of critical
parts of the service to ensure high availability. The operators manually perform
the operations to scale in or scale out the system and this usually causes the
over-provision of resources for guaranteeing the proper management of requests
140 during a usage peak.

We have used `SmartDepl` to realize an ABS specification of the Fredhopper
Cloud Services that includes the knowledge and the current best practices of
the operations experts: the deployment rules adopted to compute the initial
deployment configuration, the actions usually taken to repair an unexpected
145 virtual machine failure, as well as the scaling policies in case of service level
agreement violations. This specification has been analyzed by means of the ABS
simulation facilities. In particular, a visual representation of relevant metrics
extracted from the simulation has been analyzed in strict collaboration with
the operations expert at Fredhopper, who confirmed the faithfulness of the
150 produced results. Also the initial system deployment, as well as the dynamic re-
deployment procedures, computed by the automatic solver have been analysed
and validated by the operations team.

²<http://www.envisage-project.eu/>

Structure of the paper. Section 2 discusses the related literature. Section 3 introduces the Fredhopper Cloud Services case-study. The description of the design and implementation of SmartDepl is in Section 4. The application of our technique to the Fredhopper Cloud Services use-case is reported in Section 5, while the analysis of the running times of the SmartDepl solver is reported in Section 6. Finally, in section 7 we draw some concluding remarks.

This paper finalizes the work started in [14, 15] where the first version of SmartDepl has been presented. Compared with what presented in these papers, the current version of SmartDepl has been completely rewritten and extended to overcome the original limitations: new annotations are supported, for instance, to express preferences over bindings (e.g., useful to specify deployment optimization criteria based on geographical proximity), to indicate methods to be invoked on already present objects to notify the deployment of new objects (e.g., useful to break circularity in the object dependency relation), and to fix an ordering on these methods (e.g., useful to notify the deployment of the new object following a user-defined ordering). As a consequence of these modifications the parser of the ABS language has been updated. Another novelty is that the new parser now admits regular expressions in the denotation of deployment components (e.g., useful to express deployment properties on an entire class of components instead of a unique one). Also the code generation module of SmartDepl has been modified: the output now is directly ABS code (previously it was an ABS delta module). Finally, this paper presents a deeper validation of SmartDepl (e.g., including a completely new self-healing scenario of the considered case-study) and provides also an evaluation of its performance (completely absent in the previous papers).

2. Related Work

With the increasing popularity of cloud computing, the problem of automating application deployment has recently attracted a lot of attention. Usually, the deployment task is conducted by a team of experts that establishes how the

different components are to be installed and connected together. The deployment process is then automated by coding it in custom scripts. This approach is effective only if the architecture of the system is decided once and for all, and it is not expected to be customized for the different needs of the potential end-users, or shaped differently to, e.g., optimize the usage of the available computing resources.

Currently, developing an application for the cloud is accomplished by relying on the Infrastructure as a Service (IaaS) or the Platform as a Service (PaaS) levels. The IaaS offers a set of low-level resources forming a “bare” computing environment. Developers pack the whole software stack into virtual machines or containers containing the application and its dependencies and run them on physical machines of the provider’s cloud. Exploiting the IaaS directly allows a great flexibility for the developer but requires also a great expertise and knowledge of the cloud and application entities involved in the process. At the PaaS level (e.g., [16, 17]) a full development environment is provided. Applications are directly written in a programming language supported by the framework offered by the provider, and then automatically deployed to the cloud. The high-level of automation comes however at the price of flexibility: the choice of the programming language to use is restricted those supported by the PaaS provider, and the application code must conform to specific APIs. In this work we target the development of application at IaaS level, since it empowers the developers with greater control of the computing resources, thus allowing them to better optimize the application to be deployed.

Two deployment approaches standing at opposite sides are gaining more and more momentum: the *holistic* and the *DevOps* one. In the former, also known as *model-driven* approach, the software architect defines a complete model for the entire application and the deployment plan is then derived in a top-down manner. In the latter, put forward by the DevOps community,³ an application

³DevOps is a software development method that stresses communication, collaboration and integration between software developers and Information Technology professionals [18].

210 is deployed by assembling available components that serve as the basic building blocks. This emerging approach works in a bottom-up direction: from individual component descriptions and recipes for installing them, an application is built as a composition of these recipes.

As of today, most of the industrial products, offered by major companies, 215 such as Amazon, HP and IBM, rely on the holistic approach. In this context, one prominent work is represented by the TOSCA (Topology and Orchestration Specification for Cloud Applications) standard [19], promoted by the OASIS consortium [20] for open standards. TOSCA proposes an XML or YAML like rich language to describe an application. Deployment plans are usually specified 220 using the BPMN (Business Process Model and Notation) [21] or BPEL (Business Process Execution Language) [22] notations, workflow languages defined in the context of business process modeling.

The most important representative of the DevOps approach is Juju [23], by Canonical. It is based on the concept of *charm*: the atomic unit containing a de- 225 scription of a component. This description in form of meta-data is coupled with configuration data and *hooks* that are scripts to deploy and connect components. However, in order to use Juju, some advanced knowledge of the application to install is mandatory. This is due to the fact that the meta-data does not specify the required functionality needed by a component. For instance, to install a 230 WordPress blog in a basic scenario its only requirement is that the application should be connected to a database. However, Juju allows the deployment of the WordPress blog without warning that it should be deployed only after it has been properly connected to a database. This would actually result in a run-time error, occurring only after having “successfully” deployed WordPress.

235 In this paper we would like to anticipate the possibility to model and reason about deployment already at the early stages of development, thus proposing an approach that is in an intermediate level between the holistic and the DevOps one. In particular we would like to offer to the DevOps engineer all the flexibility to use and define ad-hoc components and a better and partially au- 240 tomated control on how to deploy them. On the one hand, compared to the

DevOps approach, we allow for the (partial) automation of the deployment, bringing in evidence the connections between the different component and finding the optimal configuration to deploy. On the other hand, compared to the holistic approach, we do not require the specification of complex information related to the run-time behavior of the components that are required for the full automation of the deployment. The developer can indeed just focus on the relevant parts of the system in which deployment can be easily automatized, and then orchestrate and reason in one subsequent step about the deployment of the entire system.

Several approaches have been already proposed in the literature for modeling various aspects related to application deployment (see, e.g., the Bergmayr et al. survey [24] on the so-called CML, i.e. Cloud Modeling Languages). For instance, as far as the possibility to extend high-level specifications with business requirements and deployment desiderata, one of the main initiatives is supported by the MultiCloud Alliance [2] which is behind the ModaClouds and DICE projects. These are dedicated to the specification (in UML) and management of cloud application deployment abstracting away from the target cloud infrastructure. In this way cloud-portability and multi-cloud deployments are supported.

In the context of UML based software development, other ad-hoc languages or profiles have been developed to model specific aspects related with deployment. As an example, the MARTE profile [25] is dedicated to the specification of computing resources required by software components, while the OCL language [26], can be used to express constraints among UML elements. Differently from the above approaches, in this paper we mainly focus on the problem of automating application deployment with the aim of optimizing metrics like, e.g., the total cost of the computing nodes to be acquired. To achieve this goal, we need to use languages for describing resource usages and defining deployment constraints, by considering the right trade-off between their expressiveness and the possibility to effectively compute deployments that satisfy the constraints and optimize the metrics of interest. On the contrary, languages as those de-

275 fined for UML usually are more focused on expressiveness. Nevertheless, we have encoded our constraint and resource description languages in a standard JSON format, that can be easily used as a target of translations from any other language like those mentioned above.

It is interesting to note that differently from the CMLs classified in the survey mentioned above [24], in this paper we propose a framework that combines: i) the possibility to express declaratively –at the specification level– the expected application deployments, ii) the automatic computation of correspond-
280 ing deployment plans, and iii) the integration of such plans back in the initial specification. This allows the possibility to perform analysis like the simulation of the computed deployments. In our opinion, our contribution perfectly fits the last future direction mentioned at the end of the survey [24]: *“Simulation of deployment configurations. Analyzing and predicting non-functional proper-*
285 *ties such as costs and performance before the actual application provisioning is carried out”*.

In order to deal with automatic deployment the main source of inspiration for the development of SmartDepl was the Aeolus project [27, 28], i.e, one of the first attempt to combine the holistic and bottom-up approaches studying
290 the limits of what automation can achieve in the deployment process. As it turned out, in general the full automation of the deployment is undecidable and therefore there are limits on what can be automatically achieved. In this work, contrary to what has been done in the Aeolus project, we do not impose limitations on the components and their behavior trying to generate everything
295 in a unique step, but we instead allow the user the flexibility to reuse and orchestrate different automatically generated deployment actions.

Other attempts to combine the holistic and bottom-up approaches are the management protocol approaches such as [29, 30] that establish protocols for reacting to failures by generating the sequence of actions to bring the configura-
300 tion in a safe state. As for the Aeolus case, these works require the description of the behavior of the components through finite-state machines or more complex formalisms, thus imposing constraints on the components and their connections.

Many management tools for bottom-up deployment exist, e.g., CFEngine [31], Puppet [32], MCollective [33], and Chef [34]. Such tools allow for the declaration
305 of components, by indicating how they should be installed on a given machine, together with their configuration files, but they are not able to automatically decide where components should be deployed and how to interconnect them for an optimal resource allocation, let alone the possibility to perform some reasoning on the deployment actions. These are usually the low-level tools used in the
310 DevOps approach to deploy an application: our approach is at a higher level of abstraction.

Engage [35] is a deployment management framework consisting in (i) a language used to describe software component, computing resources and their dependencies, (ii) a configuration engine used to generate a full installation specification from an initial or partial configuration, and (iii) a deployment engine/runtime service used to carry out the installation and to manage the components during the deployment. Unfortunately, to ensure the existence of a feasible solution it introduces important simplifications: contrary to our approach, they rely on the acyclicity of the dependencies among components. This is crucial
315 for Engage and precludes the possibility of having resources that are mutually dependent, as it can frequently happen in practice.

Another interesting project is ConfSolve [7] that consists basically of a definition of a *domain specific language* for describing configuration problems and a tool that uses constraint solving technology to solve them. ConfSolve is able
325 to compute valid configurations that optimize one or more criteria like, e.g., maximizing the number of virtual machines per physical one. The ConfSolve language is object-oriented and declarative and allows using quantification and summation over decision variables in constraints. The major limitation of this approach is that the ConfSolve language models the problem of optimal provisioning (of virtual machines) rather than focusing on the deployment process. It
330 does not take into account the wiring aspect, i.e., how to bind the components in use and which are the steps needed to reach the final (optimal) configuration computed by the solver. Other similar optimization approaches that address

the problem of application placement on computing nodes are [36, 37, 38, 39].
335 For a more extensive survey of the optimization approaches applied to software
architectures we refer the reader to [40]. As pointed out in the survey, “the
quality attributes, such as safety, maintainability, and security, have not been
optimized with exact algorithms” and “due to the ever-increasing complexity of
software systems and the growing number of design options, exact approaches
340 usually are not suitable as optimization techniques; hence the lower number
of papers employ these techniques”. While in the survey exact methods ap-
proaches were applied only to the problem of service/component selection or
to specific problems on embedded systems, in this work we chose to apply an
exact method for the optimization of the definition and deployment of a cloud
345 system, starting from a (partial) declarative specification of the goal.

VAMP (Virtual Applications Management Platform) [41, 42] is a framework
constituted by a language to describe the global structure of the application and
an environment to manage the run-time deployment of components. The lan-
guage extends the OVF (Open Virtualization Format) [43] language, a proposed
350 standard for a uniform format for applications to be run on virtual machines.
The VAMP deployment process is implemented as a decentralized protocol in
a self-configuration manner. The approach is interesting but limited for our
purposes as it works under the assumption that the dependency graph is acyclic
and requires the developer to specify the virtual machine in which a given com-
355 ponent lives. Following similar philosophy and limitations, we can mention
Terraform [44], JCloudScale [45], Apache Brooklyn [46], and tools supporting
the Cloud Application Management for Platforms protocol [47] and deployable
on IaaS or clustering solutions such as [48, 49].

SmartFrog [50] is a Java framework, developed at HP, for managing de-
360 ployment in a distributed setting. It shares some similarities with the Engage
approach as every component has a declarative description. It lacks, however,
a way to use the declarative description to extract some information for the
deployment plan or to perform some static checks. DADL (Distributed Appli-
cation Description Language) [51] is a language extension of SmartFrog that

365 enables to express different kinds of constraints (such as Service Level Agree-
ments SLAs and elasticity). This work, however, just focuses on the language
aspects.

CloudFoundry [52] is a PaaS solution by VMware that, taking advantage
of the latest innovations from container technologies such as Docker [53] and
370 Kubernetes [49], allows the selection, connection and pushing to a cloud of well
defined services (databases, message buses, etc.), used as building blocks for
writing applications with one of the supported infrastructures. Contrary to our
approach, the platform allows only a predefined set of service to be used directly,
with a limited set of operations that can be executed upon them. Moreover, it
375 does not allow any reasoning or optimization about the final configuration.

3. The Fredhopper Cloud Services

In this section we give an overview of the case-study used to validate our
approach.

The company Fredhopper provided the Fredhopper Cloud Services⁴ to of-
380 fer search and targeting facilities on a large product database to e-Commerce
companies as services (SaaS) over the cloud computing infrastructure (IaaS). At
the time of the case study, Fredhopper Cloud Services powered over 350 global
retailers with more than 16 billion in online sales every year.

The services offered by Fredhopper are exposed at endpoints. In practice,
385 these services are implemented to be RESTful and accept connections over
HTTP. Software services are deployed as *service instances*. Each instance offers
the same service and is exposed via Load Balancer endpoints that distribute
requests over the service instances.

The number of requests can vary greatly over time, and typically depends
390 on several factors. For instance, the time of the day in the time zone where
most of the end-users are plays an important role (typical lows in demand are

⁴Fredhopper was recently acquired and integrated into the ATTRAQT Group plc, see
<http://www.fredhopper.com>

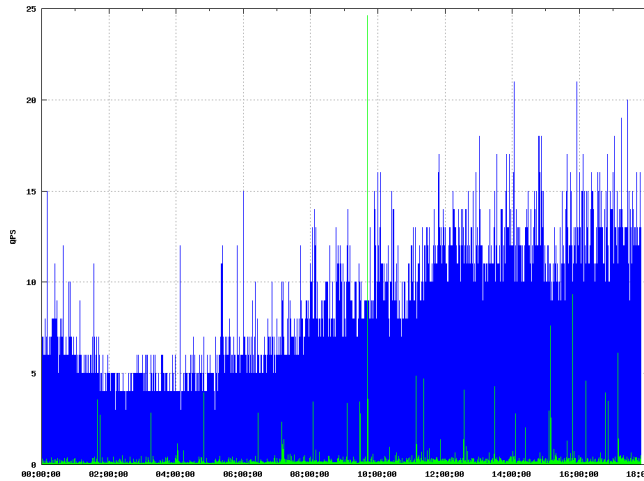


Figure 1: Number of queries per second (in green the query processing time).

observed between 2 am and 5 am). Figure 1 shows a real-world graph for part of a single day plotting the number of queries per second over the time of the day. The data samples were collected starting at midnight up until 18:00 o'clock. The figure shows that the number of requests are the lowest between 2:00 am-5:00am.

Peaks typically occur during promotions of the shop or around Christmas. To ensure a high quality of service, web shops negotiate an aggressive (high quality of service) Service Level Agreement (SLA) with Fredhopper. QoS attributes of interest include query latency (response time) and throughput (queries per second). For example, based on the negotiated SLA with a customer, services must maintain 100 queries per seconds with less than 200 milliseconds of response time over 99.5% of the service uptime, and 99.9% with less than 500 milliseconds.

Figure 2 shows a block diagram of the Fredhopper Cloud Services. We briefly explain the architecture.

Load Balancing Service. The Load Balancing Service is responsible for distributing requests from the service endpoints to their corresponding instances.

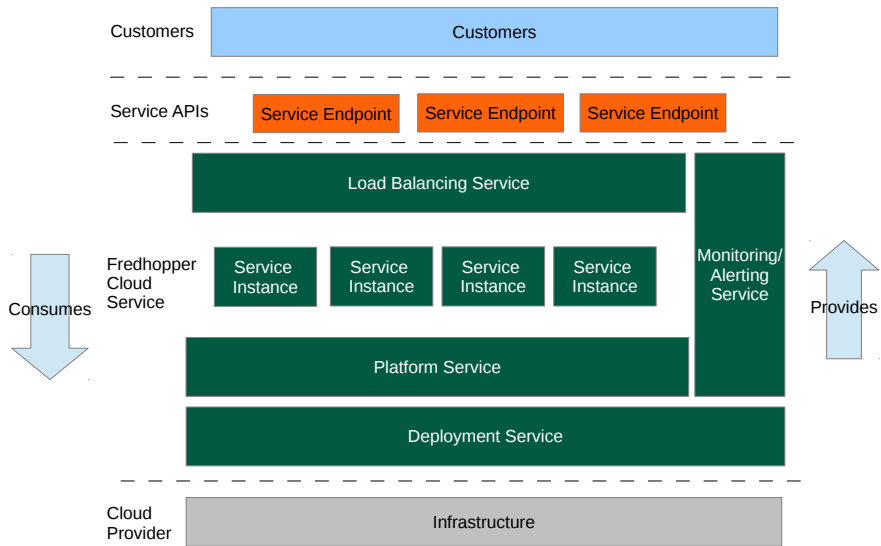


Figure 2: The architecture of the Fredhopper Cloud Services

Currently at Fredhopper, this service is implemented by HAProxy,⁵ a TCP/HTTP
 410 load balancer.

Service Instance. Service instances provide a specific service to customers. Ex-
 amples of services are a query service that enables users to request or search for
 information (i.e., if an end user searches for a term, the query service yields a
 list of matching products) and a data service to allow customers to update and
 415 configure their product catalog.

Platform Service. The Platform Service provides an interface to the Cloud En-
 gineers to manage customer information, deploy and manage service instances
 associated to customers, and associate service instance to endpoints (load bal-
 ancers).

420 *Deployment Service.* The Deployment Service provides an API to the Platform
 Service to deploy service instances (using a dedicated Deployment Agent) onto

⁵www.haproxy.org

specified virtualized resources provided by the *Infrastructure Service*. The API also offers operations to control the life-cycle of the deployed service instances. The Deployment Service allows the Fredhopper Cloud Services to be independent of the specific infrastructure that underlies the service instances.

Infrastructure Service. The Infrastructure Service offers an API to the Deployment Service to acquire and release virtualized resources. At the time of writing, the Fredhopper Cloud Services utilizes virtualized resources from the Amazon Web Services, ⁶ where processing and memory resources are exposed through Elastic Compute Cloud instances.⁷

Monitoring and Alerting Service. The Monitoring and Alerting Service provides 24/7 monitoring services on the functional and non-functional properties of the services offered by the Fredhopper Cloud Services, the service instances deployed by the Platform Service, and the healthiness of the acquired virtualized resources. If a monitored property is violated, an alert is raised to the Cloud Engineers via email and SMS messages, and Cloud Engineers can react accordingly.

The deployment of the Fredhopper Cloud Services follows requirements originated from both business decisions or technical reasons. For instance, for security reasons, services that operate on sensitive customer data should not be deployed on machines shared by multiple customers. We now list some specific relevant deployment requirements.

- To increase fault-tolerance, we aim to spread virtual machines across geographical locations. Amazon allows specifying the desired region (a geographical area) and availability zone (a geographical location in a region) for a virtual machine. Fault tolerance is then increased by balancing the number of machines between different availability zones. Thus, when

⁶aws.amazon.com

⁷<https://aws.amazon.com/ec2/instance-types/>

scaling, as application requirement, the number of machines should be ad-
justed in all zones simultaneously. Effectively this means that in a region
450 with two availability zones, we scale (increase or decrease) with an even
number of machines.

- Each instance of a Query service is in one of two modes: ‘live’ mode
to serve queries, or a so-called ‘staging’ mode. Updates to the product
catalog and generating the indexes on the catalog for faster searching can
455 only be done by an instance in staging mode. There always should be at
least one instance of Query service in staging mode.
- The network throughput and latency between the Platform Service and
indexer is important. Since the infrastructure provider gives better per-
formance for traffic between instances in the same zone, we require the
460 indexer and the Platform Service to be in the same zone.
- Installing an instance of the Query Service requires the presence of an
instance of the Deployment Service on the same virtual machine.
- The Load Balancer layer is a separated tier with dedicated computing
nodes (for performance reasons and fault tolerance), that is: load balancer
465 endpoints require a dedicated machine without other services co-located
on the same virtual machine.

In addition to the above *logical* deployment requirements, the virtual ma-
chine(s) on which service instances are deployed and executed should satisfy
certain *resource requirements*. The exact requirements typically depend on the
470 kind of service (i.e., a Load Balancer endpoint requires a VM with high network
throughput), the configuration of the service instance, and customer-dependent
data such as usage patterns and the size of their product catalog. Resource
requirements include:

- The Query Service is single-tenant service (i.e., its instances are dedicated
475 to a single customer).

- With normal usage, historical data from log files of the in-production system show that the Query Service requires a virtual machine with at least two-core CPU and 3GB of memory.
- Under heavy workloads (i.e., during promotions), the Query Service re-

480

Finally, to realize a target deployment configuration, certain installation actions should be carried out in a specific order, and (counterpart) removal actions are needed to remove service instances. The list below shows the most important installation actions (in order) that should be carried out to deploy a

485

1. The new Query Service instance must notify its existence to the Platform Service. The Platform Service then assigns it a unique service ID which is used in other services.
2. The Query Service instance must notify a Deployment Service instance running on the same VM, so that the query service instance can be properly configured and managed (i.e., started, stopped, etc).
3. The Query Service instance must notify all load balancer endpoints *in the same region* that the instance can be used (i.e., the balancers may start forwarding requests to it).

490

495 4. SmartDepl: Design and Implementation

In this section we present SmartDepl, our extension of the *Abstract Behavioural Specification* language ABS for the modeling of cloud application deployment. As anticipated in the Introduction section, SmartDepl is based on (i) annotations used to describe functional dependencies and the resources consumed by objects, as well as the resources provided by the deployment components hosting and executing such objects, a (ii) declarative language used for expressing global deployment requirements, and (iii) an external solver that

500

computes optimal distributions of objects on deployment components, and generates the ABS code necessary to reach such configurations. We first briefly
505 recall the main characteristics of ABS, and then we detail the above three aspects in three separate subsections.

4.1. Introduction to ABS

ABS is an object-oriented specification language with a formally defined and executable semantics, that can be used to simulate the specified system already
510 at the early stage of software development. It also includes a rich tool-chain supporting different kinds of static analysis (like, e.g., logic-based modular verification [4], deadlock detection [5], and cost analysis [6]). Executable code can be automatically obtained from ABS specifications by means of code generation. The ABS language supports the specification of asynchronously communicating
515 concurrent objects, distributed over *deployment components* corresponding to containers offering to objects the resources they need to properly run. Below, we will recap the specific linguistic features of ABS to support the modeling of the deployment and the cost annotations required by our approach. ABS has a semantics for the cost annotations. Simulation and code generation tools take
520 this semantics into account during execution of an ABS model. This makes it possible to simulate the resource usage of the program being modeled. For further details on ABS, we refer the interested reader to the ABS project website [3].

The basic element to capture the application deployment in ABS is the
525 *Deployment Component* (DC), which is a container for objects/services that, intuitively, may model a virtual machine running those objects/services. ABS comes with a rich Cloud API that allows the programmer to model a cloud provider of deployment components.

See, for instance, the following code excerpt:

```
530 1 CloudProvider cp = new CloudProvider("Amazon");  
2 cp.addInstanceDescription(Pair("c3.xlarge",  
3   map[Pair(CostPerInterval,210), Pair(Cores,4),
```

```

4      Pair(Memory,750), Pair(PaymentInterval,3600000]));
5  DeploymentComponent dc = cp.prelaunchInstanceNamed("c3.xlarge");
535 6  [DC: dc] Service s = new QueryServiceImpl( ... );

```

In the ABS code above, the cloud provider “Amazon” is modeled as the object `cp` of type `CloudProvider`. The fact that “Amazon” can provide a virtual machine of type “c3.xlarge” is modeled by calling `addInstanceDescription` in Line 2. With this instruction we also specify that c3.xlarge virtual machines

- 540 • have a cost of 0.210 per hour (using time units of 10 ms, a cost of 210 cents per interval, and intervals of 360000 time units)
- provide 7.5 GB of RAM
- offer 4 cores.

In Line 5 an instance of “c3.xlarge” is launched and the corresponding deployment component is saved in the variable `dc`. Finally, in Line 6, a new object of type `QueryServiceImpl` (implementing interface `Service`) is created and deployed on the deployment component `dc`.

ABS supports declaring interface hierarchies and defining classes implementing them.

```

550  interface Service { ... }
      interface IQueryService extends Service { ... }
      class QueryServiceImpl(DeploymentAgent da, Bool staging)
          implements IQueryService { ... }

```

In the excerpt of ABS above, the `IQueryService` service is declared as an interface that extends `Service`, and the class `QueryServiceImpl` is an implementation of this interface. Notice that the initialization parameters required at object instantiation are indicated as parameters in the corresponding class definition.

4.2. ABS Annotations

`SmartDepl` relies on annotation of ABS classes to state their costs and their requirements. To facilitate the inter-operability between ABS and possible external tools (like, e.g., possible future graphical environments for deployment

issues specifications) we have adopted a JSON syntax for the cost annotations.⁸ In particular, the definition of the cost annotation is provided in a JSON string as follows:

565 [SmartDeployCost : JString]

The JSON string `JString` defines the costs. An example that describes two possible deployment scenarios for objects of class `QueryServiceImpl` is the following.

Listing 1: Example of deploying scenario annotation.

```
{ "class" : "QueryServiceImpl",
570 "scenarios" : [
  { "name" : "staging",
    "provide" : -1,
    "cost" : { "Cores" : 2, "Memory" : 700},
    "sig" : [ { "kind" : "require",
575             "type" : "DeploymentAgent"},
              { "kind" : "constant",
                "value" : "True"}],
    "methods" : []},
  { "name" : "live",
580 "provide" : -1,
    "cost" : { "Cores" : 1, "Memory" : 300 },
    "sig" : [ { "kind" : "require",
               "type" : "DeploymentAgent"},
              { "kind" : "constant",
                "value" : "False"}],
585 "methods" : []}
]}
```

The first part of the annotation models the deployment of a Query Service in staging mode, the second one models the deployment in live mode. A Query Service in staging mode requires 2 cores and 7GB of RAM. This is needed for
590 the additional functionality that the staging mode offers (such as constructing

⁸The JSON schema of the annotation is available at https://github.com/jacopoMauro/abs_deployer/blob/master/spec/smart_deploy_cost_annotation_schema.json.

indexes for the product catalog). In live mode, 1 core and 3GB of RAM suffices. Creating a Query Service object requires the instantiation of its two initialization parameters: a Deployment Agent object and a Boolean value representing the staging modality. The first parameter is required: this means that the
595 Query Service requires a reference to an object of type `DeploymentAgent` passed via the first initialization parameter. The second parameter should instead be instantiated with `True` or `False` depending on the deployment scenario.

We require an annotation for every relevant class that can be involved in the
600 automatic generation of the initial configuration or the scaling up procedures. Intuitively, an annotation for the class `C` describes: (i) the maximal resource consumption of an object `obj` of class `C`, (ii) the requirements on the initialization parameters for class `C` (for instance, at least two services should be present in the initialization list of a load balancer), (iii) how many other objects in the
605 deployed system can use the functionality provided by `obj`, and (iv) additional references that may be added by invoking a class method.

In particular, for every annotation, the keyword `class` is used to define the class `C` for which we want to define the costs, while the keyword `scenarios` contains a list of the possible deployment scenarios for an object of that class. Every
610 scenario specifies the following information:

- `"name"`: `x`. Associates a name `X` to the deployment scenario.
- `"provide"`: `x`. Indicates that an object `obj` of class `C` can be used in the creation of at most `X` other objects. This parameter expresses the constraint that in the specified deployment scenario, `obj` can provide its functionality
615 only to a limited number of other client objects. If an unlimited number of client objects can be provided for, the `provide` value can be set to `-1` (as in the case of the annotation for the `QueryServiceImpl` class).
- `"cost"`. Indicates the resource cost of an object `obj` of class `C`. The resources available are those defined in the ABS Cloud API. In the `QueryServiceImpl`
620 annotation two only resources are used: `cores` representing the number of required processors, and `memory` representing the required amount of RAM.

- `"sig"`. Indicates how the initialization parameters for class `C` must be instantiated when an object `obj` of class `C` is deployed. There are three different cases:

1. `"kind" : "constant"` indicates that the parameter must be set to the default value specified by using the keyword `"value"`.
625
2. `"kind" : "require"` indicates that the parameter is required to be instantiated by `SmartDepl` during the deployment code generation phase. Here, `SmartDepl` is responsible to first create an object having the interface specified with keyword `"type"` and then pass it as a parameter when `obj` is instantiated.
630
3. `"kind" : "list"`: the parameter requires a list of at least a given number of elements (defined by using the keyword `"num"`). Similarly to what happens in the `"require"` case, these objects need to have the interface specified with keyword `"type"` and should be defined by `SmartDepl`.
635

- `"methods"`. Indicates the possibility to add or remove references to objects by invoking methods of the class `C`. This is needed to capture faithfully situations where interdependent objects need to be deployed. For instance, in the Fredhopper Cloud Services a Deployment Agent objects needs a reference to a Query Service object. However, at the same time, the Query Service object needs a reference to a Deployment Agent object. If the references are passed only at object creation, since objects can not be deployed simultaneously, it would be impossible to deploy these two objects.
640
645 Adding the possibility to add references even after their creation breaks instead the circularity of dependencies, thus allowing for the creation of these two objects. The following is an example of the use of the keyword `"methods"`.

```
{ "class" : "DeploymentAgentImpl",  
  "scenarios" : [  
    { "name" : "default",  
650
```

```

        "provide":-1,
        "cost": { "Cores": 1, "Memory" : 80 },
        "sig": [],
665     "methods" : [
            { "add" :
                { "name": "installDA",
                  "param_type": "Service" },
              "remove" : {"name": "uninstallDA"}}]
660     ]}]

```

Here, `SmartDepl` is informed that in order to create an object as instance of the class `DeploymentAgentImpl` no parameter is required. When the object is created, however, it is possible to invoke its `installDA` method to add a reference to an object with interface `Service` (e.g., a Query Service). This therefore allows the creation of a `DeploymentAgentImpl` object first. Then it is possible to pass to it the reference to a deployed Query Service by invoking the `installDA` method. When the Query Service needs to be removed, its reference can be cancelled from the `DeploymentAgentImpl` object by invoking the `uninstallDA` method.

In ABS, the *deployment components* (DCs) are the units responsible for offering to the objects the computing resources they require. As for the class cost annotations, the definition of the DC types is provided in a JSON string as follows.

```
[SmartDeployCloudProvider: JString ]
```

The JSON string `JString` defines the JSON objects listing all the DC types and their properties.⁹

As an example, Table 1 presents the JSON definition of three types of virtual machine corresponding to the “xlarge” and “2xlarge” instances of the Compute Optimized instances (version 4) of Amazon EC2 Instance Types.¹⁰

⁹The JSON schema of the annotation is available at https://github.com/jacopoMauro/abs_deployer/blob/master/spec/smart_deploy_cloud_provider_annotation_schema.json.

¹⁰<https://aws.amazon.com/ec2/instance-types/>

```

1 { "c4_xlarge_us": {
2   "cost":209, "payment_interval": 1,
3   "resources": { "Cores":4, "Memory":750 }},
4 "c4_xlarge_eu": {
5   "cost":209, "payment_interval": 1,
6   "resources": { "Cores":4, "Memory":750 }},
7 "c4_2xlarge_eu": {
8   "cost":419, "payment_interval": 1,
9   "resources": { "Cores":8, "Memory":1500 }}}

```

Table 1: JSON example to specify three DC types.

680 Every DC type has a name. In Line 1 for instance we define a DC type called "c4_xlarge_us" that represents an instance `xlarge` of type `Compute`, version 4 deployed in the US region. The name identifies the DC type and, as shown later, it can be used to distinguish the different instances (e.g., to filter the instances deployed in Europe from those deployed in US). Every instance has associated a 685 cost and a payment interval. At Line 2, for instance, the instance "c4_xlarge_us" has been associated a cost of 209 for every payment interval corresponding to 1 ABS logical time unit. The last ingredient to finalize the description of the DC type is the amount of resources that it can provide. These are defined by using the keyword "resources". At Line 3, for instance, we define that an instance of 690 type "c4_xlarge_us" provides 4 cores and 7.5 GB of memory. The resources that can be used are those defined by the ABS Cloud API.¹¹

Similarly to what done in Lines 1-3, in Lines 4-6 and 7-9 we define two other instance types. The first is a `xlarge` similar to the previous one but in this case with a different name, meaning that it is deployed in Europe instead of the US 695 region. The last DC type instead is a completely different kind of DC having the double amount of cores and memory, but at a higher cost.

¹¹For more information, see the tutorial available at <http://abs-models.org/smartdepl-tutorial/>.

```

1 b_expr : b_term (bool_binary_op b_term)* ;
2 b_term : ('not')? b_factor ;
3 b_factor : 'true' | 'false' | relation ;
4 relation : expr (comparison_op expr)? ;
5 expr : term (arith_binary_op term)* ;
6 term : INT |
7   ('exists' | 'forall') VARIABLE 'in' type ':' b_expr |
8   'sum' VARIABLE 'in' type ':' expr |
9   (( ID | VARIABLE | ID '[' INT ']' ) '.')? objId |
10  arith_unary_op expr |
11  '(' b_expr ')' ;
12 objId : ID | VARIABLE | ID '[' ID ']' | ID '[' RE ']' ;
13 type : 'obj' | 'DC' | RE ;
14 bool_binary_op : 'and' | 'or' | 'impl' | 'iff' ;
15 arith_binary_op : '+' | '-' | '*' ;
16 comparison_op : '<=' | '=' | '>=' | '<' | '>' | '=' ;

```

Table 2: DRL grammar.

4.3. Declarative Deployment Specification

Computing a deployment configuration requires taking into account the expectations of the ABS programmer. For example, in the Fredhopper Cloud
700 Services, one initial goal is to deploy with reasonable cost a given number of Query Services, possibly located on different machines to improve fault tolerance, and later on to scale the system according to the monitored traffic. Each requirement can be expressed in SmartDepl by considering two types of deployment requirements: constraints about the distribution of objects over deployment
705 components, and preferences concerning relationships among the objects. In the first case, the expressed constraints must be satisfied by the declaratively specified deployment, while in the second case the expressed preferences indicate additional conditions that should be satisfied if it is possible.

The language for expressing the strictly required constraints is the *Declarative Requirement Language* DRL.
710

As shown in Table 2, that reports an excerpt of the DRL grammar,¹² a requirement is a (possibly quantified) Boolean formula `b_expr` obtained by using the usual logical connectives over comparisons between arithmetic expressions. An atomic arithmetic expression is an integer (Line 6), a sum statement (Line 715 8) or an identifier for the number of deployed objects (Line 9). The number of objects to deploy using a given scenario is defined by its class name and the scenario name enclosed in square brackets (Line 12). For example, the below formula requires deploying at least one `QueryServiceImpl` object in staging mode.

```
QueryServiceImpl[staging] > 0
```

720 The square brackets are optional (Line 12 - first option) for objects with only one default deployment scenario. Regular expressions (`RE` in Line 12) can match objects deployed using different scenarios. The number of deployed objects can be prefixed by a deployment component identifier to denote just the number of objects defined within that specific deployment component. As an example, 725 the deployment of only one object of class `DeploymentServiceImpl` on the first and second instance of a “c4” virtual machine can be enforced as follows.

```
c4[0].DeploymentServiceImpl = 1 and  
c4[1].DeploymentServiceImpl = 1
```

Here the 0 and 1 numbers between the square brackets represent respectively 730 the first and second virtual machine of type “c4”. To shorten the notation, the `[0]` can be omitted (Line 9).¹³

It is possible to use also quantifiers and sum expressions to capture more concisely some of the desired properties. Variables are identifiers prefixed with

¹²The complete grammar defined using the ANTLR compiler generator is available at https://github.com/jacopoMauro/abs_deployer/blob/smart_deployer/decl_spec_lang/DeclSpecLanguage.g4.

¹³We assume that every deployment requirement expressed in DRL deals with only a bounded number of deployment components (the bound is a configuration parameter for `SmartDepI`). Notice that this does not mean that the total number of deployment components in an application is fixed as, for instance, a scale-in or scale-out deployment action can be repeated an unbounded number of times.

a question mark. As specified in Line 13, variables in quantifiers and sums can
 735 range over all the objects (`'obj'`), all the deployment components (`'DC'`), or just
 all the virtual machines matching a given regular expression (`RE`). In this way
 it is possible to express more elaborate constraints such as the co-location or
 distribution of objects, or to limit the amount of objects deployed on a given
 DC. As an example, the constraint enforcing that every Query Service has a
 740 Deployment Service installed on its virtual machine is as follows.

Listing 2: Co-location example requirement.

```
forall ?x in DC: (
  ?x.QueryServiceImpl['.*'] > 0 impl
  ?x.DeploymentServiceImpl > 0 )
```

Here `impl` stands for logical implication. The regular expression `'.*'` allows
 745 us to match with both deployment modalities for the Query Service (`staging` and
`live`). Finally, specifying that the load balancer must be installed on a dedicated
 virtual machine (without other Service instances) can be done as follows.

Listing 3: Requirement that load balancers should run on a dedicated VM.

```
forall ?x in DC: (
  ?x.LoadBalancerEndPoint > 0 impl
  750 (sum ?y in obj: ?x.?y) = ?x.LoadBalancerEndPoint) )
```

The DRL is used to specify the constraints over the objects to be created; we
 now present a complementary language used to describe additional preferences
 concerning the way the deployed objects should be interconnected. This is
 extremely useful to connect, for instance, all the load balancers deployed in
 755 a region with only the back-end services deployed on the same region, or to
 require that a Query Service must use the Deployment Agent deployed on the
 same deployment component.

`SmartDepl` allows the passing of an object reference o to an object o' in two
 different ways:

- 760 • by passing o as an instantiation parameter (when invoking the new method
 that creates the object o'),

```

1 preference: 'local' | expr ;
2 term : INT |
3 VARIABLE 'used' 'by' VARIABLE |
4 ('exists' | 'forall') VARIABLE ('of' 'type' objId)?
5 'in' typeV ':' b_expr |
6 'sum' VARIABLE ('of' 'type' objId)?
7 'in' typeV ':' expr |
8 '(' b_expr ')' ;
9 objId : ID | ID '[' ID ']' | ID '[' RE ']' ;
10 typeV : 'DC' | RE ;

```

Table 3: Grammar to express preferences over shared object references (missing non terminals are as defined in Table 2).

- by invoking $o'.m(o)$ if the cost annotation of the class of o' allows the call of the method m to add the reference of o .

In both these cases we say that o is used by o' .

765 The previous constraints are used to compute possible configurations. Among all the configurations that satisfy the constraints, if any, the `SmartDepl` solver produces the one that minimizes the cost of the DC used. In case of ties, the `SmartDepl` solver minimizes the number of created objects. Once this optimal configuration is obtained, the user can use `SmartDepl` to state preferences on how
770 the references among objects should be distributed. The grammar to express a preference is defined in Table 3.

A preference may be either the string `local` or an arithmetic expression (Line 1). The `local` preference is used to maximize the number of references shared among the components deployed in the same deployment component.
775 Stating this preference, for instance, will enforce that if a Query Service and a Deployment Agent are deployed on the same deployment component, then the Query Service will use that Deployment Agent, and vice versa.

Arithmetic expressions are used instead to capture more advanced preferences. These expressions are built by using as basic atoms integers (Line 2) and

780 the predicate `?x used by ?y`, which is assumed to be evaluated to 1 if the object referenced by the variable `x` is used by the object referenced by the variable `y`, 0 otherwise. In order to instantiate the variables of the predicate `used by`, quantifiers (Lines 4-5) and sum expressions (Line 6-7) may be used. As an example, the following query is used to maximize the number of Query Services deployed
785 in Europe in staging mode that are connected to all the Load Balancers deployed in Europe.

```
sum ?x of type
  QueryServiceImpl['staging'] in '.*_eu' :
  forall ?y of type
790   LoadBalancerEndPointImpl in '.*_eu' :
    ?x used by ?y
```

In the first two lines we use the `sum` expression to match to the variable `?x` all the `QueryServiceImpl` deployed in staging mode hosted by a deployment component whose name matches the regular expression `.*_eu`. Similarly, in the third and
795 fourth lines we use the `forall` expression to match to the variable `?y` all the `LoadBalancerEndPointImpl` deployed in Europe. The `forall` expression is evaluated to 1 if, fixing the possible assignments of the variable `?y`, the predicate `?x used by ?y` is true. If instead there is an instance of `LoadBalancerEndPointImpl` that is not used by the object `?x` than the `forall` expression returns 0. Due to the fact that
800 the first expression is a sum expression, the final behaviors of the preference is to maximize the number of instances of `QueryServiceImpl` deployed in Europe in staging mode that are used concurrently by all the `LoadBalancerEndPointImpl` objects deployed in Europe.

With a `forall`, `exists` and `sum` expression, objects can be filtered by their name
805 and scenario. Regular expressions can be used to match the scenario name. For instance, in the first line, we could have required to match to the variable `?x` all the Query Services simply replacing the `'staging'` regular expression with `'.*'`. The identifiers `ID` here could be the name of the class of the objects to match.

For example, assuming that we have already deployed an object called `obj` (in
810 our case-study being an instance of type `LoadBalancerEndPoint`) we can maximize

all the new Query Services created in Europe that use `obj` as follows.

```
sum ?x of type QueryServiceImpl['.*'] in '.*_eu' :  
  exists ?y of type obj in DC : ?x used by ?y
```

Here, instead of specifying after the keywords `of type` a class name and a scenario
815 we specify directly the name of the object. We used the keyword `DC` to indicate
that we want to match `obj` to the variable `?y` wherever this object is deployed. `DC`
(Line 15) stands indeed for the set of all the possible deployment components.

4.4. Deployment Engine

In `SmartDepl` automatic deployment is realized through a *deployment engine*
820 that receives in input the deployment annotations added to an ABS specifica-
tion, and produces in output ABS code that models an optimal deployment
satisfying the constraints at a minimal total cost. In the following, for simplic-
ity, we use the term `SmartDepl` to define both the formal extension of ABS but
also the solver that runs to produce the ABS desired code.

825 The key idea of `SmartDepl` is to allow the user, on the one hand, to declar-
atively specify the desired deployments and, on the other hand, to develop
its program abstracting from concrete deployment decisions. More concretely,
specific types of deployment are specified as program annotations. These anno-
tations are processed, and for each of them the deployment engine generates a
830 new ABS class that exposes methods specifying the low-level deployment steps
needed to reach (or to undo) the desired target deployment. Then this class can
be used to trigger the execution of the deployment, and to undo it in case the
system needs to scale in (i.e., terminate the deployed instances).

As an example, imagine that an initial deployment of the Fredhopper Cloud
835 Services has been already obtained and that, based on a monitor decision, the
user wants to add a Query Service instance in live mode. The annotation that
describes this requirement is the JSON object defined in Listing 4.¹⁴

¹⁴As done for previous annotations, we have adopted a JSON syntax for the deployment an-
notations. The JSON schema is defined in https://github.com/jacopoMauro/abs_deployer/

Listing 4: An example of a deployment annotation.

```

1 { "id": "AddQueryDeployer",
2   "specification": "QueryServiceImpl[live] = 1",
840 3   "obj": [
4     { "name": "platformServiceObj",
5       "interface": "MonitorPlatformService",
6       "provides": [ {
7         "ports": [ "MonitorPlatformService",
845 8         "PlatformService" ],
9         "num": -1 } ],
10      "methods" : [ {
11        "add" : {
12          "name": "addEndPoint",
13          "param_type": "LoadBalancerEndPoint" },
850 14        "remove" : {
15          "name": "removeEndPoint",
16          "param_type": "LoadBalancerEndPoint" }}
17      ... ],
855 18   "add_method_priorities": [
19     { "class": "loadBalancerEndPointObj",
20       "method": "add" },
21     { "class": "platformServiceObj",
22       "method": "addServiceInstance" },
860 23     ... ],
24   "bind_preferences": [
25     "local",
26     "sum ?x of type QueryServiceImpl['.*'] in 'DC' :
27     exists ?y of type platformServiceObj in DC :
865 28     ?x used by ?y",
29     ... ],
30   "DC": [] }

```

In Line 1, the keyword "id" specifies that the name of the class with the deployment code, to be synthesized by SmartDepl, is AddQueryDeployer. As we will see later, this class exposes methods to be invoked to actually execute deploy-

blob/master/spec/smart_deploy_annotation_schema.json.

ment actions that modify the current deployment according to the requirements in the deployment annotation. The second line contains the declarative specification of the desired configuration in DRL. Deploying a new instance of the Query Service may involve other relevant objects from the surrounding environment, such as the `PlatformService`. Which objects are relevant may come from business, security or performance reasons, thus in general it may be undesirable to select or create automatically a Service instance of the right type. `SmartDepl` is flexible in this regard: the user supplies the appropriate ones. By using the keyword `"obj"`, Lines 3-17 list the appropriate objects. Since these objects are already available, they need not be deployed again. As an example, in Listing 4 a Platform Service object is assumed to be already deployed. The name of the object is specified with the keyword `"name"` (Line 4). As detailed later, this name is the formal parameter used to identify the existing object within the class generated by `SmartDepl`. It just needs to be a fresh name, i.e., a string not used as a class or interface name within the main ABS program. The interface implemented by the object is defined by using the keyword `interface` (Line 5). All the interfaces provided by the object that could be used by other objects are then specified by using the keyword `"ports"` (Line 6). In this case the object provides two interfaces: the interface `MonitorPlatformService` it implements, as well as the `PlatformService` interface (i.e., an interface that is extended by `MonitorPlatformService`). The amount of other objects that can use these interfaces is defined by the keyword `"num"` (Line 9) —in this case a -1 value means that the object can be used by an unbounded number of other objects. With the keyword `"methods"` it is possible to specify how additional references may be added to the existing object. In this case it is specified that the method `addEndPoint` and `removeEndPoint` (Line 12-15) can be used to add and remove the reference to an object implementing the interface `LoadBalancerEndPoint`. If the methods for adding references need to be invoked following a given order, priorities can be assigned to such methods by using the keyword `"add_method_priorities"` (Line 18). The methods are given in a list, higher priority first. Every method is defined by its name (keyword `method` in Lines 20 and 22) and the class or the already

available object implementing it (keyword `class` in Line 19 and 21). In Listing 4 we state that the method `add` of the existing object `loadBalancerEndPointObj` must be invoked before the method `addServiceInstance` of the object `platformServiceObj`.
905 In case also the methods for removing references need to be executed in a given order, the priority of the removal methods can be encoded in a similar way by using the keyword `"remove_method_priorities"`.

The preferences over how references are shared among objects are defined using the keyword `bind preferences`. Preferences are given in a list, higher importance first. The grammar used by expressing the preference is exactly the
910 one defined in Section 4.3.

Finally, with the keyword `"DC"` (Line 30), the user specifies if there are existing deployment components with free resources that can be used to deploy new objects. In this case, e.g., for fault tolerance reasons, the user wants to
915 deploy the Query Service in a new machine and therefore the `"DC"` is empty. Otherwise, the list of the existing DC names with their available resources have to be provided.

Once the annotation is given, the user may freely use the corresponding class in the main ABS code. For instance, the below ABS code scales the system in
920 or out based on a monitor decision.

```
1 while ( ... ) {  
2   AddQueryDeployer depObj = new AddQueryDeployer(  
3     cProv, platformService, loadBalancerService, serviceProvider);  
4   if ( monitor.scaleUp() ) {  
925 5     depObj.deploy();  
6   } else if (monitor.scaleDown()) {  
7     depObj.undeploy(); } }
```

In the first line a new object is instantiated of the class `AddQueryDeployer` (this class is generated automatically by `SmartDepl`). The first parameter is the cloud
930 provider, as defined for instance in Section 4.2. The next parameters are the objects already available for the deployment that do not need to be re-deployed. These are given according to the order they are defined in the annotation `obj` in Listing 4. The generated class implements: i) a `deploy` method to realize

the deployment of the desired configuration, ii) an `undeploy` method to undo
935 the deployment action gracefully by removing the virtual machine created by
the last `deploy` method, iii) getter methods to retrieve the list of new objects
and deployment components created by the `deploy` method (e.g., a call `depObj.
getIQueryService()` retrieves the list of all the Query Services created by `depObj.
deploy()`). The actual addition of the Query Service is performed in Line 5 with
940 the call of the `deploy` method. The DCs and the objects created in every call of
the `deploy` method are saved in a stack. If the monitor decides to scale in (Line
6), the last deployment solution is undeployed (Line 7) by calling the `undeploy`
method.¹⁵

As an example, the excerpt of the code generated by `SmartDepl` for the an-
945 notation defined in Listing 4 is the following. Please note that, for presentation
purposes, the fresh names generated by `SmartDepl` to identify objects and DCs
have been renamed.¹⁶

Listing 5: Example of generated code.

```
1 DeploymentComponent dc1 =  
2   cloudProvider.prelaunchInstanceNamed("m4.large.eu");  
950 3 ls_DeploymentComponent =  
4   Cons(dc1,ls_DeploymentComponent);  
5 [DC: dc1] DeploymentAgent o1 = new DeploymentAgentImpl();  
6 ls_DeploymentAgent = Cons(Pair(o1,dc1),ls_DeploymentAgent);  
7 [DC: dc1] IQueryService o2 = new  
955 8   QueryServiceImpl(o1,False);  
9 ls_IQueryService = Cons(Pair(o2,dc1), ls_IQueryService);  
10 ls_Service = Cons(Pair(o2,dc1),ls_Service);  
11 ls_EndPoint = Cons(Pair(o2,dc1),ls_EndPoint);  
12 loadBalancerEndPointObj.addLBE(o2);
```

¹⁵Since ABS does not have an explicit operation to force the removal of objects the `undeploy` procedure just removes the references to these objects leaving the garbage collector to actually remove them. The deployment components created by the `deploy` methods are removed instead using an explicit kill primitive provided by ABS.

¹⁶The full ABS program generated by `SmartDepl` is available at https://github.com/jacopoMauro/abs_deployer/blob/master/test/output_example.abs .

```
960 13 platformServiceObj.addServiceInstance(o2);
    14 o1.installDA(o2);
    15 deploymentServiceObj.addDS(o1);
```

At Line 2, a new deployment component `dc1` is created by using the functionality `preLaunchInstanceNamed` of the ABS Cloud API. This models the creation of a virtual machine corresponding to a Compute Instance `large` of Amazon. Among all the possible choices of DC types, `SmartDepl` has selected this one because it is the cheapest one. Since we did not specify in the `specification` string where these machines need to be deployed, `SmartDepl` selected randomly the European region instead of the US one.

970 At Line 3 the bookkeeping variable `ls_DeploymentComponent` is updated with the list of the newly created DC.

In Line 5 an object of class `DeploymentAgent` is created, since every Query Service requires a corresponding `DeploymentAgent` (it is one of the required parameters, cf. Section 4.2) to be deployed before the Query Service. In Lines 7-8 the desired object of class `IQueryService` is created. Both objects are deployed on `dc1`. As happened at Line 3 for the DC, Lines 6 and 9-11 update bookkeeping variables to store the references of the newly created objects.

Finally Lines 12-15 present the invocation of methods for the correct configuration of the system. Line 12 registers the Query Service object to the existing Load Balancer `loadBalancerEndPointObj`. Similarly, Line 13 registers the Query Service to the existing Platform Service object. Line 14 adds the reference of the Query Service to the Deployment Agent that in Line 15 is registered to the existing Deployment Service object.

985 Even though for the sake of the presentation this is just a simple example, it is immediately possible to notice that `SmartDepl` alleviates the user from the burden of the deployment decisions. Indeed, she can specify the desired configuration without worrying about the dependencies of the various objects and their distributed placement for obtaining the cheapest possible solution.

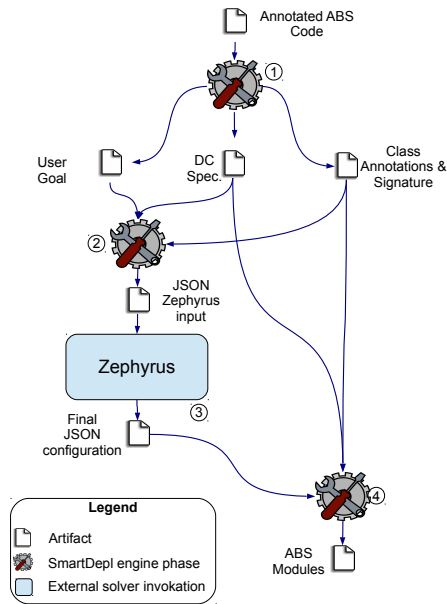


Figure 3: SmartDepl execution flow.

4.5. Toolchain details

SmartDepl is open source, available at https://github.com/jacopoMauro/abs_deployer and to increase its portability it can be installed also by using the Docker container technology [53].

The execution flow of SmartDepl is depicted in Figure 3, representing the different phases with their input and output artifacts. In the first step, Smart-
 995 Depl parses the annotated ABS program given in input to extract the JSON annotations and the signature of the classes. Intuitively, the following information is retrieved from the parsing: the user goal (a string following the grammar presented in Section 4.3 and given by the user in one ABS annotation), the list of possible DCs that can be used (a JSON representation like the one
 1000 depicted in Table 1 and given by the user in an ABS annotation), the cost annotations and the signature of every class (JSON internal representation derived from the structure of the ABS program and the user annotations). With this information SmartDepl is able in the second step to generate the input for

Zephyrus2¹⁷[54, 8, 55], i.e., a configuration optimizer that given the user re-
1005 quirements and a universe of components, computes the optimal configuration
satisfying the user needs. This process is quite straightforward since Zephyrus2
supports natively constructs and constraints that mirror those of SmartDepl.

In particular, in Zephyrus2, virtual machines are modeled as locations. Each
location has a name, a list of resources that it can provide, and an associated
1010 cost. Applications to be deployed on virtual machines are represented as com-
ponents: black-boxes that expose require- and provide-ports to capture required
and provided functionalities respectively. Connections (bindings) from require-
to provide-ports model the usage of services.

A detailed recap of the Zephyrus2 tool and its model is outside the scope of
1015 this paper (for this we refer the reader to [55]). In the following we will describe
how, starting from ABS annotations, SmartDepl generates the Zephyrus2 input
and we provide as an example some snippets of code.

DCs are encoded into Zephyrus2 locations and their resources are encoded
into the resources offered in the locations. For instance the first two DC types
1020 of Table 1 are encoded in Zephyrus2 as follows.

```
{ "c4_xlarge_us": {"cost": 209, "num": 5, "payment_interval": 1,  
  "resources": {"Cores": 4, "fictional_res": 1, "Memory": 750}},  
  "c4_xlarge_eu": {"cost": 209, "num": 5, "payment_interval": 1,  
  "resources": {"Cores": 4, "fictional_res": 2, "Memory": 750}},  
1025  ... }}
```

The translation adds two properties, namely `num` and `fictional_res`. The
`num` keyword is added to state the maximum amount of that DC types. By
default, if not overridden with the annotation `"cloud_provider_DC_availability"`,
this default is 5. The property `fictional_res` instead is a unique integer identifier
1030 associated to every DC type and added for technical reasons. Indeed, since
Zephyrus2 internally uses symmetry breaking constraint to speed up the search,
the `fictional_res` identifier is used to avoid Zephyrus2 treating as equal two DC

¹⁷<https://bitbucket.org/jacopomauro/zephyrus2/>

types providing the same resources but having a different name. For example, in the previous case, without the introduction of the `fictional_res` identifier, the two DC types `c4_xlarge_us` and `c4_xlarge_eu` would have been considered equivalent by Zephyrus2 since they were offering the same resources.

`SmartDepl` also adds a fictional location that simulates the location containing the initial objects.¹⁸ This location is defined as follows.

```
1040 { "___initial_DC":  
    {"num": 1, "cost": 0,  
     "resources": {"initial_obj_resource": 1000}}}
```

As far as ABS objects are concerned, their deployment scenarios are mapped into Zephyrus2 component types. For example, the two component types generated by considering the two deployment scenarios of the `QueryServiceImpl` in Listing 1 are as follows.

```
1045 1 "staging___QueryServiceImpl": {  
2   "requires": {"DeploymentAgent": 1},  
3   "resources": {"Cores": 2, "Memory": 700},  
4   "provides": [{"num": -1, "ports": ["IQueryService", "Service"  
1050     ]}]},  
5 "live___QueryServiceImpl": {  
6   "requires": {"DeploymentAgent": 1},  
7   "resources": {"Cores": 1, "Memory": 300},  
8   "provides": [{"num": -1, "ports": ["IQueryService", "Service"  
1055     ]}]}
```

The information given in input to Zephyrus2 here is a subset of the information presented in the original annotation where: i) the scenario name has been encoded into the component type name, ii) the required objects are encoded with the `"requires"` keyword, iii) the `"resources"` maps to the class costs, and iv) `"provides"` represents the interface of the object. It is easy to see, e.g., that a `staging___QueryServiceImpl` component type maps an object of class `QueryServiceImpl` deployed in staging modality and therefore consuming 2 Cores

¹⁸By default, the maximal number of initial nodes is 1000.

and 700 units of `Memory`. The `live___QueryServiceImpl` is similar but consumes less memory.

1065 Initial objects are treated as normal objects with the exception that they require the resource `"initial_obj_resource"` that allows them to be deployed only on the location `"___initial_DC"`. Every initial object gets a unique identifier.

Since the structure of the grammar for the user constraints and binding preferences is similar and inspired by the one used by Zephyrus2, the encoding of the 1070 constraints and preferences is done by performing a one to one straightforward mapping of the formulas, just mapping DC names (or regular expressions) into location names, and object names into component type names.

For instance, the specification in Listing 2 requiring the presence of the `DeploymentServiceImpl` where a `QueryServiceImpl` is deployed is converted as follows.

```
1075 forall ?x in locations : (  
    ?x.staging___QueryServiceImpl + ?x.live___QueryServiceImpl > 0 impl  
    ?x.default___DeploymentServiceImpl > 0)
```

In case initial objects are defined, these are forced to be deployed in only one instance in the `"___initial_DC"` location. For instance, given the initial object 1080 `"init_obj"`, the following string is added in the goal specification of Zephyrus2.¹⁹

```
___initial_DC[0].init_obj= 1
```

When the Zephyrus2 input is generated, `SmartDepl` runs it (step 3 of Figure 3). As standard practice, the execution first calls the configurator that returns an abstract configuration that states for every location the number of 1085 component types deployed in that location. This information is used in the second Zephyrus2 execution phase for the biding optimization that returns the final configuration listing also all the connections between the different components. The final configuration is a JSON file that, intuitively, can be seen as a directed graph with labeled nodes where the nodes are the components, the links are the

¹⁹The step by step translation of the original annotations into Zephyrus2 notation and the names mappings can be also visualized for a specific input by running the tool in verbose modality.

1090 component dependencies, and the label of the nodes are the locations where the
corresponding components are deployed.

`SmartDepl` parses the optimal configuration returned and it creates the ABS
module that generates the corresponding configuration (step 4 of Figure 3). It is
a rather straightforward task, mainly involving the topological sort of the above
1095 graphs to decide in which order the components should be deployed. More pre-
cisely, the ABS code for the deployment is generated by first creating the DCs of
the optimal configuration produced by `Zephyrus2`. For every location used, the
corresponding DC is created by invoking the `cloudProvider.prelaunchInstanceNamed`
method. Then, all the components with their dependencies are considered. The
1100 order in which these objects are initialized is obtained by performing a topolog-
ical sort of the components considering only the dependencies corresponding to
class parameters. The objects are created with the `new` constructor and placed
into their DC with the `[DC: X]` annotation where `X` is the DC assigned to that
object. Note that, in case no solution was computed by `Zephyrus2` (i.e., the
1105 goal was not reachable) or it is impossible to perform a topological sort due to
circular dependencies between components, an error is returned. Finally, the
code to add the remaining dependencies is generated by invoking the methods
specified in the `"methods"` annotation.

As an example, the ABS deployment code for the deploy instructions is
1110 available in Listing 5. This code is the one generated when `Zephyrus` decides to
deploy an object `DeploymentAgentImpl` and an object `IQueryService` in a `m4.large.eu` in-
stance. We can first see that the only instance is created by invoking `cloudProvider`
`.prelaunchInstanceNamed` at Line 2. Then, since the service `IQueryService` requires a
parameter of type `DeploymentAgentImpl`, the topological sort of the components
1115 requires that the `DeploymentAgentImpl` needs to be deployed before the `IQueryService`
. These objects are indeed created in the corresponding order at Lines 5 and
7 respectively. It is easy to see that at Line 7 the creation of the object of
type `IQueryService` is using as a parameter the object `o1` created at Line 5. The
remaining dependency to deal with and computed by `Zephyrus` are due to the
1120 fact that the service `IQueryService` when created has to be registered to the ob-

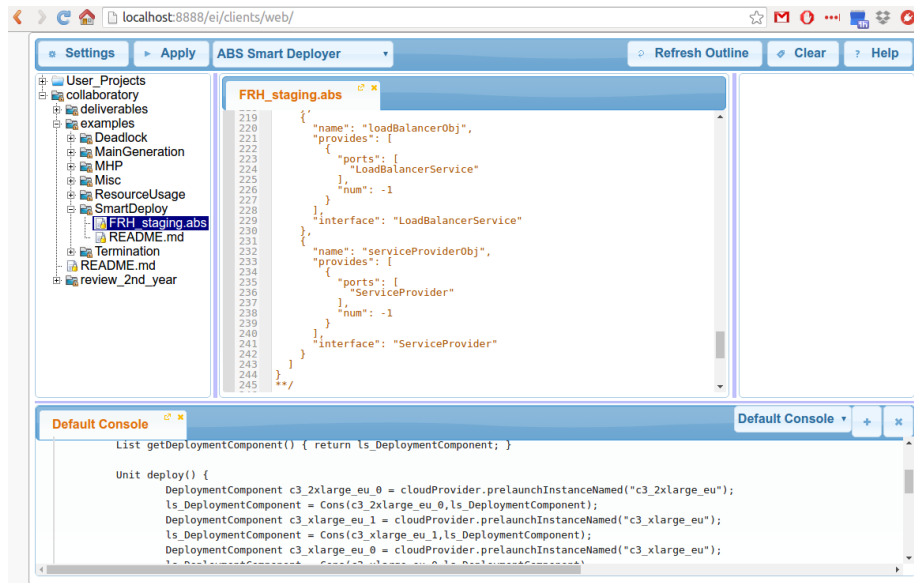


Figure 4: SmartDepl execution within the ABS toolchain IDE.

jects `loadBalancerEndPointObj` and `platformServiceObj` that were already existing, and to the object `o1`. Moreover, also `o1` has to be registered to the existing object `deploymentServiceObj`. These missing dependencies generate the method invocations at Lines 12-15.

1125 To generate the code to undeploy a configuration, the same steps are performed, but in reverse order. First the methods to remove the dependency are invoked (instead of the add methods) and then all the objects and their DC components are deleted with the `cloudProvider.shutdownInstance` method.

1130 All the steps performed by `SmartDepl` are polynomial with the exception of the call to `Zephyrus2` that solves an NP-hard problem [55]. For this reason, in the general case, there is no guarantee about efficient running times of the `SmartDepl`. Nevertheless, the experimental validation that we conducted on the Fredhopper Cloud Services case study are satisfactory (see Section 6 for details about the experimental evaluation of the running times).

1135 As a final remark, we would like to remark that, as illustrated in Figure 4,

SmartDepl has also been integrated into the ABS tool chain,²⁰ an IDE for a collection of tools for writing, inspecting, checking, and analyzing ABS programs.

5. Application to the Fredhopper use case

This section reports on the modeling with SmartDepl of the concrete deployment requirements of the Fredhopper Cloud Services, previously introduced in
1140 Section 3. The Fredhopper Cloud Services use case is a suitable candidate to apply and evaluate our techniques for several reasons. It is a challenging case study with complex deployment requirements. The kinds of computing nodes (Amazon AWS based) per customer are known, and since extensive profiling information of the in-production system was available (through many thousands
1145 of log files, and millions of queries) the cost of its services can be derived.

SmartDepl was used twice, with two distinct deployment annotations: first, to synthesize the initial static deployment of the entire framework, and second, to synthesize dynamic deployment actions. The generated deployment script
1150 to synthesize the initial static deployment is executed once, and realizes the cloud architecture shown in Figure 2. The dynamic deployment actions mainly concern auto-healing (in case of faults) and scaling in and out instances of the Query Service (including any instances of auxiliary services that the Query Service requires). In contrast to the initial static deployment, dynamic actions
1155 are typically executed several times: every time a scaling action must be carried out. The question arises: when and how to scale? The reply is given below, where we describe the integration of SmartDepl in the monitoring framework of the ABS model of the Fredhopper Cloud Services.

5.1. Integration into the monitoring layer

1160 Our technique fully supports elasticity as described above: we integrated SmartDepl into the monitoring framework. The basic idea is to invoke the provisioning script with deployment actions generated by SmartDepl *inside the*

²⁰<http://abs-models.org/installation/>

Customer	$\leq 200\text{ms}$	$\leq 500\text{ms}$
cust1	99.5%	99.9%
cust2	95%	99%

Table 4: Target query processing times for Service Degradation SLA per Customer

monitors. Abstractly, a monitor captures one or more service metrics: each metric is a function that maps an event trace of interactions of customers with the Service APIs to a value. The value indicates the current QoS level of the
1165 metric. To ensure a high quality of service, web shops negotiate an aggressive Service Level Agreement (SLA) with Fredhopper. At Fredhopper, the following SLA negotiated with a customer expresses *service degradation* requirements (the exact percentages are negotiable):

1170 *“Services must maintain 100 queries per second with less than 200 milliseconds respectively 500 ms according to the target percentages in Table 4, ignoring the 2% slowest queries.”*

Table 4 shows target values of these metrics for two (anonymized) customers as agreed in the SLA. In general, in our setting, monitors formalize such high-
1175 level metrics used in the SLAs (rather than only lower-level metrics such as CPU usage). By comparing the current level of the metrics with the desired target values as agreed in the SLA, the monitor proposes (if needed) scaling suggestions to the cloud engineer. The cloud engineer can then take scaling decisions at the “management level” - the abstraction level of the SLA itself.

1180 When the cloud engineer selects a scaling suggestion, the corresponding provisioning script generated by `SmartDepl` is invoked and dynamic deployment actions are executed to realize the change. By restricting the scaling actions to those synthesized by `SmartDepl`, the resulting deployment configuration satisfies all (logical, resource) requirements *by design*.

1185 5.2. Specifying FRH deployments

Since the Fredhopper Cloud Services uses Amazon EC2 “xlarge” and “2xlarge” Compute Optimized instance types (version 3)²¹, we used deployment components corresponding to these instances types. For fault tolerance and stability, Fredhopper Cloud Services uses instances in multiple regions in Amazon (re-
1190 gions are geographically separate areas, so even if there is a force majeure in one region, other regions may be unaffected). We model the instance types in different regions as follows: “c3_xlarge_eu”, “c3_xlarge_us”, “c3_2xlarge_eu”, “c3_2xlarge_us” (“eu” refers to a European region, “us” is an American region).

Deployment Requirements. The static deployment of the Fredhopper Cloud Ser-
1195 vices requires deploying a Load Balancer, a Platform Service, a Service Provider and 2 Query Services with at least one in staging mode. This is expressed as follows.

```
LoadBalancerServiceImpl = 1 and  
PlatformServiceImpl = 1 and  
1200 ServiceProviderImpl = 1 and  
QueryServiceImpl[staging] > 0 and  
QueryServiceImpl[staging] +  
QueryServiceImpl[live] = 2
```

For the correct functioning of the system, a Query Service requires a Deployment
1205 Service installed on the same machine. This constraint is expressed as shown in Section 4.3. The requirement that a Service Provider is present on every machine containing a Platform Service is expressed by:

```
forall ?x in DC: (?x.PlatformServiceImpl > 0 impl  
?x.ServiceProviderImpl > 0)
```

1210 Not all services can be freely installed on an arbitrary virtual machine. For instance, to increase resilience, we require that the Load Balancer service runs on a dedicated virtual machine. Listing 3 in section 4.3 shows how this is expressed.

²¹<https://aws.amazon.com/ec2/instance-types/>

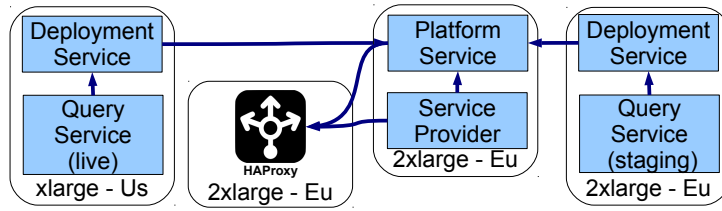


Figure 5: Example of automatic objects allocation to deployment components.

To handle catastrophic failures, the Fredhopper Cloud Services aim to balance the Query Services between the availability zones in regions (see Section 3).
 1215 This is enforced by constraining the number of the Query Services in the different data centers to be equal. In DRL this is expressed with regular expressions as follows.

```

1220 (sum ?x in '.*_us1': ?x.QueryServiceImpl['.*']) =
      (sum ?x in '.*_us2': ?x.QueryServiceImpl['.*'])

```

As described in Section 4.3, for performance reasons, the Query Service in Staging mode should be located in the zone of the Platform Service, since Amazon connects instances in the same region with low-latency links. For the European data-center this is expressed by:

```

1225 (sum ?x in '.*_eu':
      ?x.QueryServiceImpl[staging]) > 0) impl
      (sum ?x in '.*_eu':
        ?x.PlatformServiceImpl ) > 0)

```

The previous specifications formalized logical deployment requirements. The
 1230 next property shows how resource requirements for QueryService instances are specified in two workload profiles: a default scenario, and a heavy usage scenario. Tenancy is expressed with the MaxUse clause.

```

[Deploy: scenario[Name("DefaultUsage"), MaxUse(1),
                  Cost("CPU", 1), Cost("Memory", 3000),
1235                  Param("c", User), Param("ds", Req)] ]
[Deploy: scenario[Name("HeavyUsage"), MaxUse(1),
                  Cost("CPU", 2), Cost("Memory", 4500),

```



```

Param("c", User), Param("ds", Req)] ]
class QueryServiceImpl(DeploymentService ds, Customer c)
1240     ...

```

Binding preferences. To allow the connection of components with components located in the same availability zone or region, SmartDepl introduced the notion of binding preferences. SmartDepl first computes the components for the optimal configuration and then it uses these preferences to compute the final configuration establishing the component connections that maximize the binding preferences.

As an example, the `QueryService` in the US region must be connected to the `LoadBalancerEndPoint` deployed in the same region. SmartDepl enforces this with the following preference.

```

1250     sum ?x of type QueryServiceImpl['.*'] in '.*_us.' :
        forall ?y of type LoadBalancerEndPointImpl
            in '.*_us.' : ?x used by ?y

```

This preference requires to maximize the number of connections between every `QueryService` deployed in US region and every `LoadBalancerEndPoint` in that same region. As a consequence, all the `QueryService` in the US region will be connected to all the `LoadBalancerEndPoint` in the same region.

Binding preferences also make it possible to avoid establishing connections between certain objects, or add connections to existing objects instead of newly created instances.

Installation actions. To successfully deploy new service instances, certain installation actions should be executed. For example, whenever a new `QueryService` is added, it should be added to the appropriate load balancers (all load balancers in the same region as the new query service) through an `add(Service)` method. It should then be announced to the platform through an `addServiceInstance` method.

The last step is to finalize the deployment of the new query service, by calling the `install` method on the deployment service.

The order of these actions are important and can be specified as follows:

```

    "add_method_priorities": [
      { "class": "LoadBalancerEndPointImpl",
        "method": "add" },
1270   { "class": "PlatformServiceImpl",
        "method": "addServiceInstance" },
      { "class": "DeploymentAgentImpl",
        "method": "install" }
1275   ]

```

5.3. Results

From the above specifications, `SmartDepl` computes the initial configuration in Figure 5, which minimizes the total costs of the deployment per time unit. This is calculated based on the cost per interval of each kind of VM, and the length of that interval. The length of the interval (in terms of ABS time units) can be specified in the JSON file for each VM type individually using the `payment_interval` keyword. For example, if `cost` is 100 and `payment_interval` is 2, then every 2 time units that the machine is in a running state, the costs are increased by 100 (and that VM contributes 50 every time unit to the total cost of the deployment). `SmartDepl` deploys the Load Balancer, Platform Service and one staging Query Service on three “2xlarge” instances in Europe, and deploys a live Query service on an “xlarge” instance in US.

Simulation. After the initial deployment, the Cloud engineers of Fredhopper Cloud Services rely on feedback provided by monitors to decide if more Query Services in live mode are needed. We simulated real-world scenario’s (by driving the simulation with query data from several GB of log files²²), using the code generated by `SmartDepl` to instantiate service instances and resources appropriately. This helped to calibrate the model and validate the results through a comparison with the production environment.

²²The simulation can also be driven without using log files by forwarding live queries from the production environment to the ABS model.

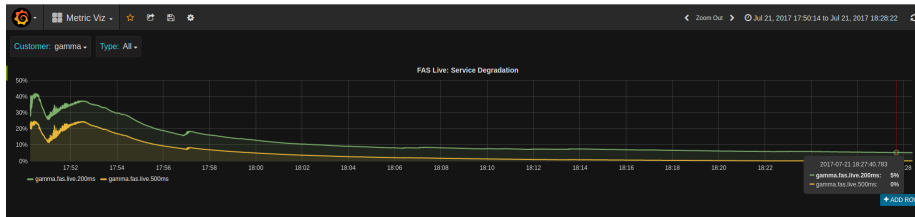


Figure 6: Auto-healing and scaling.

1295 Figure 7 and 8 show several of the metrics for a single customer used to
 determine subsequent scaling actions: number of queries per second for the
 customer, number of requests in process, and CPU usage (Figure 7) and load,
 memory usage and swap space usage (Figure reffig:metrics-2). Both the pro-
 duction system and the ABS model use the Grafana framework²³ to visualize
 1300 the metrics. The timescale in the figures is 1 day, but this can be adjusted
 to see trends over longer periods, or zoom in on a short period. The figures
 show that the number of queries served per second (qps, first graph of Figure 7)
 is relatively high and the requests (Figure 7, second graph) are fairly low, so
 requests are not queuing. Furthermore the CPU usage (Figure 7, third graph)
 1305 and memory consumption with small swap space used (Figure 8, second and
 third graphs) look healthy. Hence, no scaling is needed.

If we would have needed to scale out, *two* Query Service instances are added:
 one in an EU region, and one in a US region for balancing across regions. In
 contrast, if there is unnecessary overcapacity, the most recent ones can be shut
 1310 down.

Figure 6 shows the simulation of a second scenario. Real-world log files from
 a customer *cust2* were taken and replayed with an auxiliary tool *logreplay*²⁴
 against the ABS model’s LoadBalancer endpoints (which then forward the queries
 in round-robin fashion to a QueryService instance). All service instances and
 1315 resources were deployed with SmartDepl. The figure shows the values over time

²³<https://grafana.com/>

²⁴<https://github.com/abstools/logreplay>

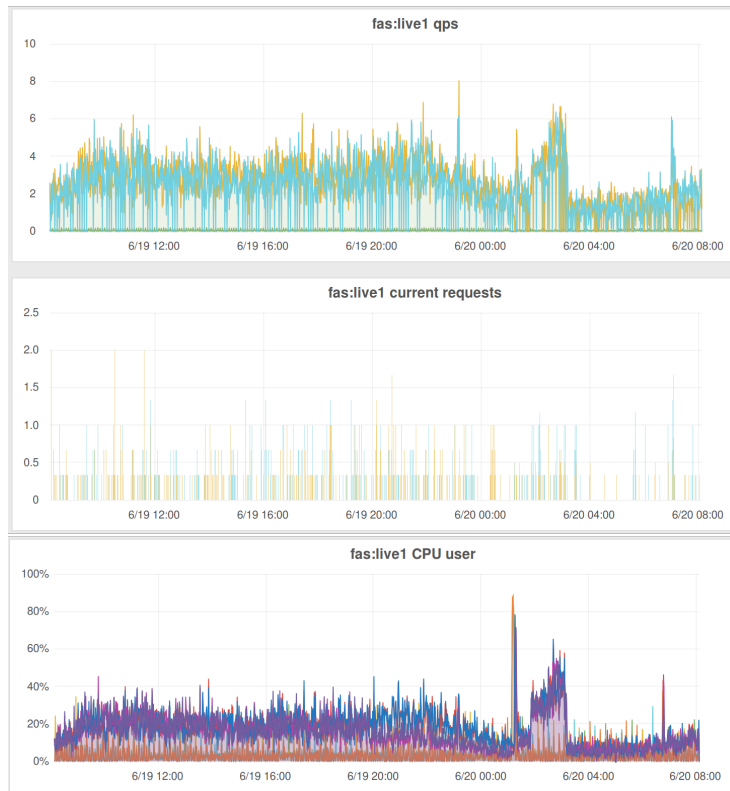


Figure 7: Metrics graphed over a single day for a customer.

of the two 200ms and 500ms Service Degradation metrics from the SLA with
 cust2 from table 4. The graph is generated in “real-time” (there is a ten-second
 delay to publish metric values to an external database, and visualize the metrics
 with Grafana). The metric with the higher values shows the percentage of
 queries slower than 500ms, the lower line is the percentage of queries slower
 than 200ms. As the graph shows, after the initial phase, the numbers stabilize
 and satisfy the SLA. The chaotic initial phase is caused by the fact that at
 the start, the service instances are initializing and cannot process queries until
 initialization finishes, thus temporarily violating the target QoS values from the
 SLA.

In the visualized scenario, a `QueryService` instance crashed at the very begin-
 ning. The crash is simulated by exposing the `undeploy` method synthesized by

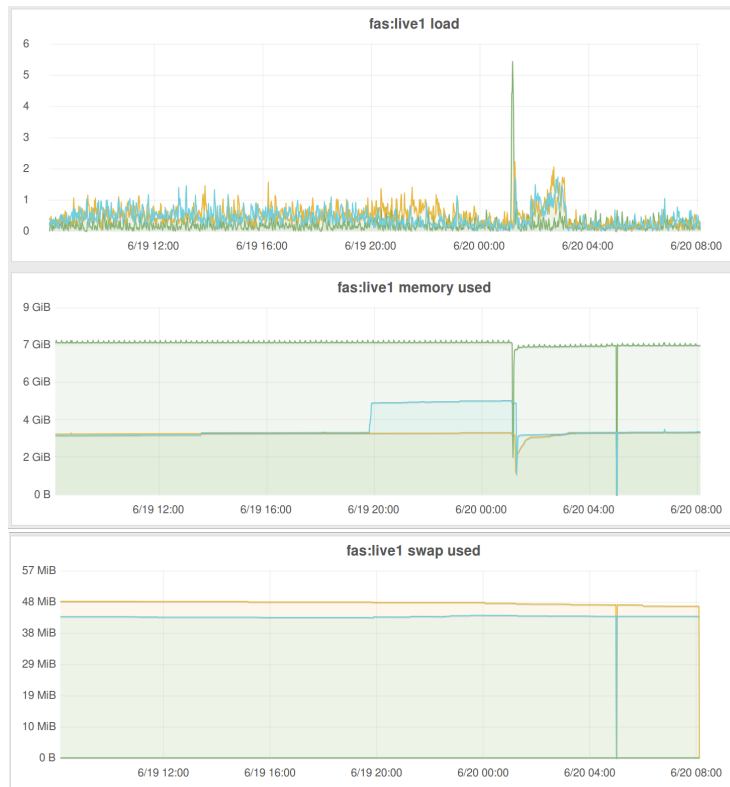


Figure 8: Metrics graphed over a single day for a customer.

SmartDepl as a method callable over HTTP, and consequently invoking `undeploy`. The crash leads to a very high degradation initially. After ≈ 1 minute, the degradation monitor detects this and auto-heals by deploying a new `QueryService` instance. The VM is started and the necessary services are installed by the SmartDepl provisioning script for scaling `QueryService` at around 17:57. Seemingly strange, this causes initially the degradation to *increase*! The reason is that although the service instance is ready to accept requests, performance is sub-optimal in the beginning due to initialization procedures taking place simultaneously. This still does not prove to be enough to meet the desired target degradation requirements (the table allows 5% queries slower than 200ms, whereas the graph remains stable at around 9% starting from 18:04). The degradation monitor detects this and suggests to scale out using the SmartDepl query

1340 service deployer.

In general, since ABS offers an API that allows to invoke ABS methods over HTTP,²⁵ one can also forward *in real-time* information about the run-time deployment model (including resource failures). In this way, the ABS model may take also runtime deployment information into account, and can react with
1345 appropriate scaling suggestions accordingly.

Either a scaling strategy can be implemented that automatically selects the suggested scaling actions (a very simple strategy is to approve of all suggestions, this is sufficient for auto-healing), or the cloud engineer can select the actions he/she desires manually, based on their domain knowledge and interpretation
1350 of the monitored metrics. The simple auto-healing strategy that accepts all suggestions then deploys a second new query service instance at 18:14 and the degradation metrics converge to the desired target values. The final configuration, obtained through first deploying the initial configuration and then twice scaling instances with a `AddQueryDeployer` corresponds exactly with the deploy-
1355 ment configuration used for the in-production system for that customer (for the in-production system, the configuration was obtained manually through the actions taken by the cloud engineers).

To compare the existing work-flow at Fredhopper and the effect of integrating `SmartDeploy` in this work-flow, we discussed with the operations team their
1360 experience. The Cloud operations team currently decides manually how and when to scale. As Fredhopper has very aggressive SLAs, the team is typically conservative with scaling instances out, leading to potential over-spending. The ability of `SmartDepl` to deploy in the programming language (ABS) itself allows to leverage the extensive tool-supported analyses available for ABS, including
1365 logic-based modular verification [4], deadlock detection [5], cost analysis [6] and run-time monitoring [56] (see [57] for an overview of most tools). For example, by using monitors to track the quality of services, `SmartDepl` allows Ops to reason on the scaling decisions and their impact on the SLA agreed with the

²⁵ <https://abs-models.org/manual/#-the-model-api>

customers [58].

1370 The operations team currently use ad-hoc scripts to configure newly added
or removed service instances, and these scripts are specific to the infrastructure
provider. Thus the question arose: is it possible to find a more flexible and
systematic approach that uses *pluggable* infrastructure providers?

This requires first introducing a generic API of an abstract deployment layer
1375 that captures the commonalities of different infrastructure providers, and allows
plugging in (loading) infrastructure provider-specific information, such as the
machine types and their resource properties. `SmartDepl` provides the required
basis for such an approach. From the virtual machine descriptions in JSON,
`SmartDepl` generates code that imports the different machine types into a *generic*
1380 Cloud API offered by ABS for managing virtual resources. The provisioning
generated scripts by `SmartDepl` launch, terminate and manage the life-cycle
of the required virtual machines through this generic Cloud API (optimizing
the cost of the machines). Finally, `SmartDepl` deploys (installs and configures)
the service instances on the virtual machines in such a way that respects all
1385 the deployment requirements. The provisioning scripts can be executed (in
other words, they form executable code) by choosing an implementation of the
generic Cloud API for the desired infrastructure provider. This approach allows
`SmartDepl` to seamlessly switch between different infrastructure providers by
leveraging the abstract Cloud API layer - simply plug in an instance of the cloud
1390 API implementation of another provider. It even enables usage and analysis of
multiple infrastructure providers in the same system, i.e. using a mixture of
Amazon AWS instances and Microsoft Azure instances to deploy services on.

The ABS model used with all the annotations and specifications and an
example of generated code are available at [https://github.com/jacopoMauro/](https://github.com/jacopoMauro/abs_deployer/tree/master/test)
1395 [abs_deployer/tree/master/test](https://github.com/jacopoMauro/abs_deployer/tree/master/test).

6. SmartDepl solver running times

In this section we present an evaluation of the scaling performance of the SmartDepl solver. As previously stated, to generate the code, SmartDepl relies on Zephyrus2 that solves an NP-hard problem. Due to the nature of this problem,
1400 SmartDepl does not provide any guarantee on the running times that in the worst case may be exponential on the size of the input. It is however natural to wonder what are the running times of SmartDepl for normal instances. Unfortunately, as also remarked in [54], there are no standard benchmarks that can be used for the optimization of application deployment. For this reason, in this work we
1405 will try to evaluate how good SmartDepl scales by measuring its running times using the real-world Fredhopper use case as a specific benchmark.

In particular, we performed two kinds of scaling experiments. In the first experiment, dubbed `ScaleInitial` we used SmartDepl to generate the code to deploy the initial configuration by varying the number of DC that SmartDepl is
1410 allowed to use. By default, for every kind of DC, SmartDepl may use up to 5 DC instances of that type for every deploy method invocation.²⁶ This number has an impact on the performance since the more DC components can be used in one deploy call, the larger is the search space to check in order to find the optimal deployment solution. SmartDepl allows the customization of the number
1415 of DC for every type of DC by using the keyword `cloud_provider_DC_availability` and specifying for the interested DC types the number of DC that can be used in a deploy invocation. For instance the following addition in a SmartDepl annotation would allow to use only 2 DC of type `c4_2xlarge.eu`.

```
1420     "cloud_provider_DC_availability":{  
         "c4_2xlarge.eu" : 2}
```

We tested SmartDepl by varying the number of allowed DC between 2 (the minimal number in order to have an optimal solution) to 20. Since there were

²⁶Note that the number of times the deploy method is invoked can be unbounded. Hence, the number of DCs that can be used can be unbounded, but every deployment invocation can create only a bounded number of DCs.

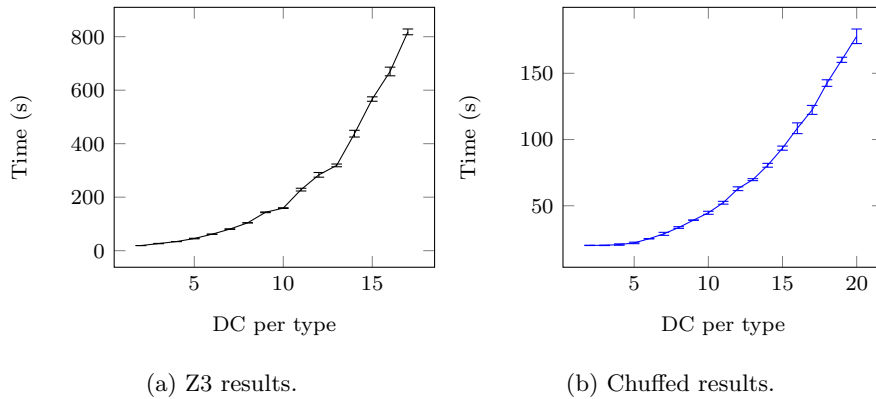


Figure 9: `ScaleInitial` results for Z3 and Chuffed.

12 different types of DC this corresponds in considering from 24 to 240 different DC that can potentially be created at every deploy method invocation.

1425 In the second experiment, dubbed `ScaleQueries`, we use instead `SmartDepl` to generate the code to add a `Query` service in live mode by varying the number of `Query` services deployed in the European and US regions by varying the goal specification. We run the experiment by varying the `Query` services required in the European region between 0 and 10, and by varying the `Query` services
 1430 required in the US between 0 and 20. These are the maximal numbers of `Query` Services that can be deployed considering the default number of DC per DC type of `SmartDepl`.

Since `SmartDepl` has been developed to be deployable on a cloud infrastructure, we validated it by running it on an OpenStack cloud. We used a virtual
 1435 machine requiring 8GB of RAM, 4 cores, and running the Ubuntu 16.04 operating system. We repeated every experiment 5 times reporting the average time and the absolute error by considering the output of the Linux `time` command. For every experiment we used a time limit of 900 s. Since the `Zephyrus2` tool supports three different solvers, namely the constraint solver `Gecode`, the lazy
 1440 constraint solver `Chuffed`, and the SMT solver `Z3` we have run all the experiments considering these three execution modalities.

The results of the `ScaleInitial` experiments are presented in Table 5.

DC per type	Z3 (s)	Chuffed (s)	Gecode (s)
2	19.09 ± 0.09	20.08 ± 0.13	13.05 ± 0.16
3	26.60 ± 0.54	20.10 ± 0.18	246.46 ± 2.09
4	34.06 ± 0.07	20.70 ± 0.53	Timeout
5	45.36 ± 1.06	21.95 ± 0.58	Timeout
6	61.57 ± 0.55	25.09 ± 0.09	Timeout
7	80.69 ± 1.00	28.80 ± 1.14	Timeout
8	104.12 ± 0.35	33.56 ± 0.64	Timeout
9	143.46 ± 1.37	39.13 ± 0.13	Timeout
10	159.18 ± 1.36	44.69 ± 1.15	Timeout
11	228.28 ± 5.14	52.28 ± 1.07	Timeout
12	283.50 ± 8.77	62.86 ± 1.44	Timeout
13	318.85 ± 5.13	69.70 ± 0.75	Timeout
14	437.46 ± 12.60	80.56 ± 1.46	Timeout
15	566.91 ± 8.30	93.49 ± 1.56	Timeout
16	669.99 ± 16.21	108.52 ± 4.06	Timeout
17	818.04 ± 10.76	122.37 ± 3.39	Timeout
18	Timeout	142.64 ± 2.49	Timeout
19	Timeout	160.19 ± 1.94	Timeout
20	Timeout	177.94 ± 5.51	Timeout

Table 5: Average running times for the `ScaleInitial` experiment (Timeout = 900s)

Times are given in seconds, rounded to the second decimal place. It is immediately clear that the best solver to use while executing Zephyrus2 is Chuffed. While for the smallest instance Gecode and SMT are faster, as soon as more DC are allowed to be used we notice that Gecode does not scale while the Z3 scales worse than Chuffed. **SmartDepl** takes 21.95 seconds to generate the initial deployment code when the default 5 number of DC are allowed per DC type. Within 1 minute **SmartDepl** can generate the initial configuration considering up to 132 DC (11 DC per DC type). Considering that usually requiring a virtual machine on a cloud can take more than 5 minutes, we believe that such a performance is good enough for the day to day deployment tasks faced by a small/medium organization.

Clearly, running **SmartDepl** on the cloud may introduce more variability on the running times due to the fact that computational resources may be shared with other users. Since one of the simplest estimates of the uncertainty is the range of the performed measures (i.e., the difference between the highest and the lowest measure), for every test we consider as absolute error half of the range of the 5 repetitions. The absolute error for the Z3 and Chuffed approaches is presented in Figure 9 using, as is customary, error bars.²⁷ The relative error was never greater than 4% and we believe this is more than an acceptable price to pay to be allowed to use a non-dedicated cluster to run **SmartDepl**.

We would like to note that the times presented here do not include only the running time of Zephyrus2 but also the parsing of the ABS file, the process of the annotations, and the printing of the ABS code. Clearly the length of the ABS program may have an influence on the performance but the parsing activities, being bounded polynomially in time, do not present particular challenges and their require a time that is negligible w.r.t. the running times taken by running Zephyrus2.

As far as the **ScaleQuery** experiments are concerned, Figure 10 presents the

²⁷Due to the fact that Gecode timeouts already at the third instance, we did not consider the plotting of the errors for this approach.

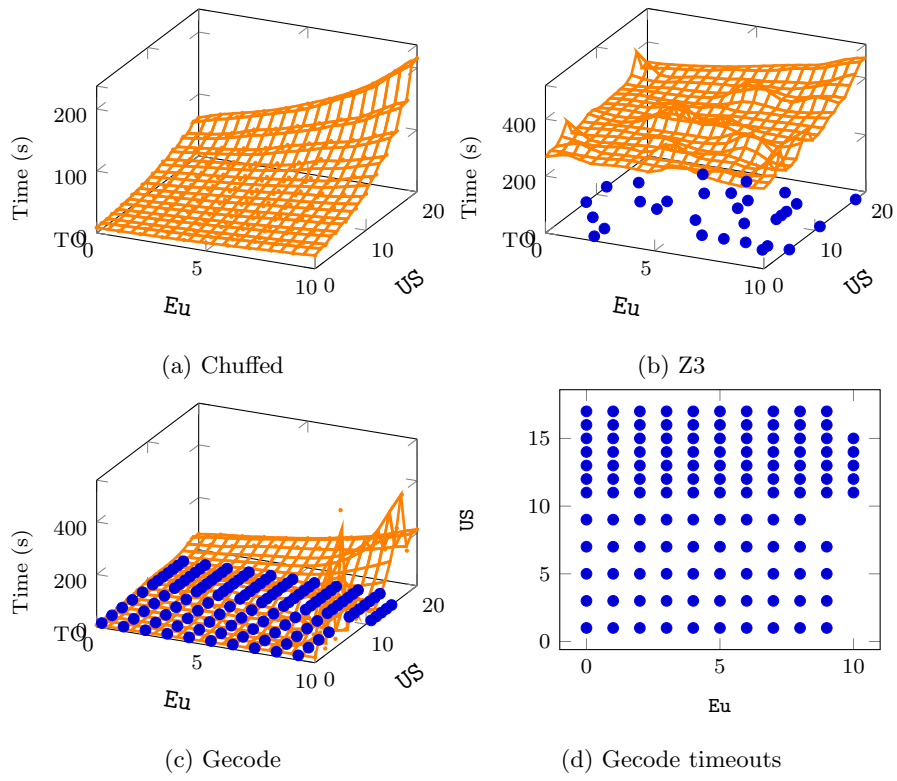


Figure 10: `ScaleQuery` results (large blue points indicates timeouts).

results by using 3D plots having as x and y axis the number of Query Services required to be deployed in the European and US regions while the z axis presents the average running time. We indicate with a blue dot on the plane containing the x and y axis, the coordinates for which the solver timeouts.

1475 From the plots it is easy to see that, similarly to what happened for the `ScaleInitial` experiments, the best solver to use is Chuffed able to solve all the instances in less than 215.56 seconds. As before, due to the fact that the computation is performed at compile time, we believe that this performance is good enough for the day to day deployment tasks faced by a small/medium
1480 organization.

The Z3 solver timeouts for few times, and it is in average far slower than Chuffed. When it is able to solve an instance it was able to solve it in less than 472 seconds, otherwise it timeouts. It is not clear why for certain instances Z3 timeouts. As it often happens when dealing with NP-hard problems, our
1485 conjecture is that the search heuristics for those instances lead the exploration of a non-promising search space that does not allow a lot of pruning.

Gecode instead for some few instances has a performance comparable with Chuffed but timeouts for most of the instances. Even for simple instances, as can be seen from Figure 10d detailing when Gecode timeouts, Gecode is not
1490 able to produce the optimal deployment code in less than 900 seconds. This happens in particular when the number of Query Services required in the US region is odd. We believe that this is due to the fact that one of the constraints of the specification was to divide equally the query services between the data centers in the US region. Since there are two areas in the US, this means that
1495 even if we required an odd number of Query Services in live mode a valid initial configuration will still require an even number of Query Services (in live or staging deployment modalities) to be deployed in the US region. Chuffed, that is using a different search heuristic based also on learning, was able to prove optimality quickly while the heuristic employed by the Gecode solver is not
1500 effective in this case for reducing the search space.

When the number of the required Query Services was greater than the re-

sources that could be used (i.e., > 10 for Europe or > 20 for the US region), SmartDepl communicates the impossibility of finding the solution in only few seconds. This was due to the fact that the detection of the unsatisfiability of the user constraints was almost instantaneous for all the three solvers used by Zephyrus2.

As far as the variability of the runtime is concerned, the relative error by using Chuffed was less than 5%. Unfortunately for Z3 (resp. Gecode) we experienced for 23 (resp. 5) instances a relative error superior to 10%. In case of Z3 the maximal relative error was close to 62%. We believe that partially this is due to the fact that the cloud infrastructure was possibly shared with other users, but probably the big relative error is due to the non deterministic nature of the SMT solver that could behave very differently according to the random seed chosen to regulate its internal decisions. Investigating this issue further is beyond the scope of this paper, since Chuffed did not present this problem and was better than both Z3 and Gecode.

7. Conclusions

We presented an extension of the ABS specification language that supports modeling cloud application deployment in a declarative manner: the programmer specifies deployment constraints, and a solver synthesizes ABS classes with methods that execute deployment actions to reach an optimal deployment configuration that satisfies the constraints. We are not aware of other approaches that used formal tools to optimize the deployment of applications at the modeling level. Our approach, which is inspired by [8] and significantly improves our initial work [14], can be easily applied to any other object-oriented language that offers primitives for the acquisition and release of computing resources.

In the light of this positive validation, obtained by means of the modeling and analysis of the Fredhopper Cloud Services, we can conclude that our approach was successful for at least three main factors:

- the reasoning about application deployment at the modeling level,

- the possibility to express with a domain-specific language the deployment constraints (that are usually only implicit in the best practices of the operations experts),
- and the automatic synthesis of optimal deployments.

1535 As a future work we plan to investigate the possibility to invoke at run time the external deployment engine. In this way, it could be possible to dynamic re-define the deployment constraints by means of a dynamic tuning of the engine. Nevertheless, dynamically computing the deployment steps may require additional elements such as the support of new reflection primitives to get a snapshot
1540 of the running application, and possibly the use of sub-optimal solutions when computing the optimal configuration takes too much time.

Another limitation of the current version of `SmartDepl` is that when no solution exists that satisfy all the user requirements, the user is only notified about it. We are planning to extend `SmartDepl` with explanation based mechanism
1545 such as [59] to help the users to identify what are the conflicting constraints.

References

- [1] L. Bass, I. Weber, L. Zhu, DevOps: A Software Architect's Perspective, Addison-Wesley Professional, 2015.
- [2] MODAClouds and DICE projects, <http://multiclouddevops.com/>.
- 1550 [3] Abstract behavioral specification language, <http://www.abs-models.com/>.
- [4] C. C. Din, R. Bubel, R. Hähnle, Key-abs: A deductive verification tool for the concurrent modelling language ABS, in: CADE, 2015.
- [5] E. Giachino, C. Laneve, M. Lienhardt, [A framework for deadlock detection in core ABS](#), CoRR.
1555 URL <http://arxiv.org/abs/1511.04926>

- [6] E. Albert, P. Arenas, A. Flores-Montoya, S. Genaim, M. Gómez-Zamalloa, E. Martin-Martin, G. Puebla, G. Román-Díez, SACO: Static Analyzer for Concurrent Objects, in: ETAPS, 2014.
- 1560 [7] J. A. Hewson, P. Anderson, A. D. Gordon, A Declarative Approach to Automated Configuration, in: LISA, 2012.
- [8] R. D. Cosmo, M. Lienhardt, R. Treinen, S. Zacchiroli, J. Zwolakowski, A. Eiche, A. Agahi, Automated synthesis and deployment of cloud applications, in: ASE, 2014.
- 1565 [9] C. Qu, R. N. Calheiros, R. Buyya, [Auto-scaling web applications in clouds: A taxonomy and survey](#), ACM Comput. Surv. 51 (4) (2018) 73:1–73:33. doi:10.1145/3148149.
URL <https://doi.org/10.1145/3148149>
- [10] K. Hightower, B. Burns, J. Beda, Kubernetes: Up and Running Dive into the Future of Infrastructure, 1st Edition, O’Reilly Media, Inc., 2017.
- 1570 [11] S. Dutta, S. Gera, A. Verma, B. Viswanathan, [Smartscale: Automatic application scaling in enterprise clouds](#), in: 2012 IEEE Fifth International Conference on Cloud Computing, Honolulu, HI, USA, June 24-29, 2012, IEEE Computer Society, 2012, pp. 221–228. doi:10.1109/CLOUD.2012.12.
URL <https://doi.org/10.1109/CLOUD.2012.12>
- 1575 [12] A. Gandhi, P. Dube, A. Karve, A. Kochut, L. Zhang, [Modeling the impact of workload on cloud resource scaling](#), in: 26th IEEE International Symposium on Computer Architecture and High Performance Computing, SBAC-PAD 2014, Paris, France, October 22-24, 2014, IEEE Computer Society, 2014, pp. 310–317. doi:10.1109/SBAC-PAD.2014.16.
URL <https://doi.org/10.1109/SBAC-PAD.2014.16>
- 1580 [13] Y. Gan, Y. Zhang, D. Cheng, A. Shetty, P. Rathi, N. Katarki, A. Bruno, J. Hu, B. Ritchken, B. Jackson, K. Hu, M. Pancholi, Y. He, B. Clancy, C. Colen, F. Wen, C. Leung, S. Wang, L. Zaruvinsky, M. Espinosa, R. Lin,

- 1585 Z. Liu, J. Padilla, C. Delimitrou, An open-source benchmark suite for microservices and their hardware-software implications for cloud & edge systems, in: ASPLOS, ACM, 2019, pp. 3–18.
- [14] S. de Gouw, M. Lienhardt, J. Mauro, B. Nobakht, G. Zavattaro, On the Integration of Automatic Deployment into the ABS Modeling Language, 1590 in: ESOC, 2015.
- [15] S. de Gouw, J. Mauro, B. Nobakht, G. Zavattaro, Declarative elasticity in ABS, in: ESOC, Vol. 9846 of LNCS, Springer, 2016, pp. 118–134.
- [16] Google App Engine, <https://developers.google.com/appengine/>.
- [17] Microsoft Azure, <http://azure.microsoft.com>.
- 1595 [18] DevOps, <http://devops.com/>.
- [19] OASIS, Topology and Orchestration Specification for Cloud Applications (TOSCA) Version 1.0, <http://docs.oasis-open.org/tosca/TOSCA/v1.0/cs01/TOSCA-v1.0-cs01.html>.
- [20] OASIS, Organization for the Advancement of Structured Information Standards (OASIS), <https://www.oasis-open.org>. 1600
- [21] Business Process Model and Notation (BPMN), <http://www.bpmn.org/>.
- [22] Business Process Execution Language (BPEL), <https://www.oasis-open.org/committees/wsbpel/>.
- [23] Juju, devops distilled, <https://juju.ubuntu.com/>.
- 1605 [24] A. Bergmayr, U. Breitenbücher, N. Ferry, A. Rossini, A. Solberg, M. Wimmer, G. Kappel, F. Leymann, A systematic review of cloud modeling languages, ACM Comput. Surv. 51 (1) (2018) 22:1–22:38. doi:10.1145/3150227.
URL <https://doi.org/10.1145/3150227>
- 1610 [25] MARTE profile, <https://www.omg.org/omgmarte/>.

- [26] Object Constraint Language (OCL), <https://www.omg.org/spec/OCL/>.
- [27] R. D. Cosmo, J. Mauro, S. Zacchiroli, G. Zavattaro, Aeolus: A component model for the cloud, *Inf. Comput.* 239 (2014) 100–121.
- [28] T. A. Lascu, J. Mauro, G. Zavattaro, Automatic deployment of component-based applications, *Sci. Comput. Program.* 113 (2015) 261–284.
1615
- [29] A. Brogi, A. Canciani, J. Soldani, Fault-Aware Application Management Protocols, in: *ESOCC*, Vol. 9846 of *LNCS*, Springer, 2016, pp. 219–234.
- [30] X. Etchevers, G. Salaün, F. Boyer, T. Coupaye, N. D. Palma, [Reliable self-deployment of distributed cloud applications](#), *Softw., Pract. Exper.* 47 (1) (2017) 3–20. doi:10.1002/spe.2400.
1620
URL <https://doi.org/10.1002/spe.2400>
- [31] M. Burgess, A Site Configuration Engine, *Computing Systems* (2).
- [32] L. Kanies, Puppet: Next-generation configuration management, *;login: the USENIX magazine* (1).
- [33] Puppet Labs, Marionette collective, <http://docs.puppetlabs.com/mcollective/>.
1625
- [34] Opscode, Chef, <http://www.opscode.com/chef/>.
- [35] J. Fischer, R. Majumdar, S. Esmailsabzali, Engage: a deployment management system, in: *PLDI*, 2012.
- [36] J. Z. Li, C. M. Woodside, J. W. Chinneck, M. Litoiu, Cloudeopt: Multi-goal optimization of application deployments across a cloud, in: *CNSM*, IEEE, 2011, pp. 1–9.
1630
- [37] J. L. Lucas-Simarro, R. Moreno-Vozmediano, R. S. Montero, I. M. Llorente, Scheduling strategies for optimal service deployment across multiple clouds, *Future Generation Comp. Syst.* 29 (6) (2013) 1431–1441.
1635

- [38] L. Thai, A. Barker, B. Varghese, O. Akgun, I. Miguel, Optimal deployment of geographically distributed workflow engines on the cloud, in: IEEE CloudCom, IEEE Computer Society, 2014, pp. 811–816.
- [39] W. Li, P. Svärd, J. Tordsson, E. Elmroth, Cost-optimal cloud service placement under dynamic pricing schemes, in: IEEE/ACM UCC, IEEE Computer Society, 2013, pp. 187–194.
- [40] A. Aleti, B. Buhnova, L. Grunske, A. Koziolk, I. Meedeniya, Software architecture optimization methods: A systematic literature review, in: Software Engineering 2014, Vol. 227 of LNI, GI, 2014, pp. 77–78.
- [41] X. Etchevers, T. Coupaye, F. Boyer, N. D. Palma, Self-Configuration of Distributed Applications in the Cloud, in: IEEE CLOUD, IEEE, 2011, pp. 668–675.
- [42] G. Salaün, X. Etchevers, N. D. Palma, F. Boyer, T. Coupaye, Verification of a Self-configuration Protocol for Distributed Applications in the Cloud, in: Assurances for Self-Adaptive Systems, Vol. 7740 of LNCS, Springer, 2013, pp. 60–79.
- [43] DMTF (Distributed Management Task Force), Open Virtualization Format Specification Version 2.0.1, http://dmtf.org/sites/default/files/standards/documents/DSP0243_2.0.1.pdf.
- [44] HashiCorp, Terraform, <https://terraform.io/>.
- [45] R. Zabolotnyi, P. Leitner, W. Hummer, S. Dustdar, JCloudScale: Closing the Gap Between IaaS and PaaS, ACM Trans. Internet Techn. 15 (3) (2015) 10.
- [46] Apache Software Foundation, Apache Brooklyn, <https://brooklyn.incubator.apache.org/>.
- [47] OASIS, Cloud Application Management for Platforms, <http://docs.oasis-open.org/camp/camp-spec/v1.1/camp-spec-v1.1.html>.

- [48] M. Caballer, C. de Alfonso, F. Alvarruiz, G. Moltó, *EC3: elastic cloud computing cluster*, J. Comput. Syst. Sci. 79 (8) (2013) 1341–1351. doi:
1665 [10.1016/j.jcss.2013.06.005](https://doi.org/10.1016/j.jcss.2013.06.005).
URL <https://doi.org/10.1016/j.jcss.2013.06.005>
- [49] Kubernetes Authors, Kubernetes, <https://kubernetes.io/>.
- [50] P. Goldsack, J. Guijarro, S. Loughran, A. N. Coles, A. Farrell, A. Lain, P. Murray, P. Toft, The SmartFrog configuration management framework,
1670 Operating Systems Review (1).
- [51] J. Mirkovic, T. Faber, P. Hsieh, G. Malaiyandisamy, R. Malaviya, DADL: Distributed Application Description Language, USC/ISI Technical Report.
- [52] Cloud Foundry, <http://cloudfoundry.org/>.
- [53] Docker Inc, Docker, <https://www.docker.com/>.
- 1675 [54] E. Ábrahám, F. Corzilius, E. B. Johnsen, G. Kremer, J. Mauro, Zephyrus2: On the Fly Deployment Optimization Using SMT and CP Technologies, in: SETTA, Vol. 9984 of LNCS, 2016, pp. 229–245.
- [55] R. D. Cosmo, M. Lienhardt, J. Mauro, S. Zacchiroli, G. Zavattaro, J. Zwolakowski, Automatic Application Deployment in the Cloud: from
1680 Practice to Theory and Back, in: CONCUR, 2015.
- [56] F. S. de Boer, S. de Gouw, P. Y. H. Wong, *Run-time verification of coboxes*, in: Software Engineering and Formal Methods - 11th International Conference, SEFM 2013, Madrid, Spain, September 25-27, 2013. Proceedings, 2013, pp. 259–273. doi:
1685 [10.1007/978-3-642-40561-7_18](https://doi.org/10.1007/978-3-642-40561-7_18).
URL https://doi.org/10.1007/978-3-642-40561-7_18
- [57] P. Y. H. Wong, R. Bubel, F. S. de Boer, M. Gómez-Zamalloa, S. de Gouw, R. Hähnle, K. Meinke, M. A. Sindhu, *Testing abstract behavioral specifications*, STTT 17 (1) (2015) 107–119. doi:
[10.1007/s10009-014-0301-x](https://dx.doi.org/10.1007/s10009-014-0301-x).
URL <http://dx.doi.org/10.1007/s10009-014-0301-x>

- 1690 [58] N. Bezirgiannis, F. S. de Boer, S. de Gouw, Human-in-the-loop simulation of cloud services, in: ESOCC, Vol. 10465 of Lecture Notes in Computer Science, Springer, 2017, pp. 143–158.
- [59] O. Guthmann, O. Strichman, A. Trostanetski, Minimal unsatisfiable core extraction for SMT, in: FMCAD, IEEE, 2016, pp. 57–64. [doi:10.1109/FMCAD.2016.7886661](https://doi.org/10.1109/FMCAD.2016.7886661).
- 1695