



HAL
open science

On The Robustness of Price-Anticipating Kelly Mechanism

Yuedong Xu, Zhujun Xiao, Tianyu Ni, Jessie Hui Wang, Xin Wang, Eitan Altman

► **To cite this version:**

Yuedong Xu, Zhujun Xiao, Tianyu Ni, Jessie Hui Wang, Xin Wang, et al.. On The Robustness of Price-Anticipating Kelly Mechanism. IEEE/ACM Transactions on Networking, 2019, 10.1109/TNET.2019.2926304 . hal-02295981

HAL Id: hal-02295981

<https://inria.hal.science/hal-02295981v1>

Submitted on 24 Sep 2019

HAL is a multi-disciplinary open access archive for the deposit and dissemination of scientific research documents, whether they are published or not. The documents may come from teaching and research institutions in France or abroad, or from public or private research centers.

L'archive ouverte pluridisciplinaire **HAL**, est destinée au dépôt et à la diffusion de documents scientifiques de niveau recherche, publiés ou non, émanant des établissements d'enseignement et de recherche français ou étrangers, des laboratoires publics ou privés.

On The Robustness of Price-Anticipating Kelly Mechanism

Yuedong Xu, Zhujun Xiao, Tianyu Ni, Jessie Hui Wang, Xin Wang and Eitan Altman

Abstract—The price-anticipating Kelly mechanism (PAKM) is one of the most extensively used strategies to allocate divisible resources for strategic users in communication networks and computing systems. The users are deemed as selfish and also benign, each of which maximizes his individual utility of the allocated resources minus his payment to the network operator. However, in many applications a user can use his payment to reduce the utilities of his opponents, thus playing a misbehaving role. It remains mysterious to what extent the misbehaving user can damage or influence the performance of benign users and the network operator.

In this work, we formulate a non-cooperative game consisting of a finite amount of *benign* users and one *misbehaving* user. The maliciousness of this misbehaving user is captured by his willingness to pay to trade for unit degradation in the utilities of benign users. The network operator allocates resources to all the users via the price-anticipating Kelly mechanism. We present six important performance metrics with regard to the total utility and the total net utility of benign users, and the revenue of network operator under three different scenarios: with and without the misbehaving user, and the maximum. We quantify the robustness of PAKM against the misbehaving actions by deriving the upper and lower bounds of these metrics. With new approaches, all the theoretical bounds are applicable to an arbitrary population of benign users. Our study reveals two important insights: i) the performance bounds are very sensitive to the misbehaving user’s willingness to pay at certain ranges; ii) the network operator acquires more revenues in the presence of the misbehaving user which might disincentivize his countermeasures against the misbehaving actions.

Index Terms—Price anticipating Kelly Mechanism, Misbehavior, Nash Equilibrium, Efficiency Bound, Price Differentiation.

I. INTRODUCTION

Resource allocation is one of the fundamental issues in computer networks and computing systems that have received persistent studies from many aspects for decades. Taking our Internet as an example, the bandwidth is shared by heterogeneous population of users that vary in their types of traffic

This work was supported in part by Natural Science Foundation of China (No. 61772139), Shanghai-Hong Kong Collaborative Project (No. 18510760900) and National Key Research and Development Program of China under Grant 2016YFB0801302. (Corresponding author: Jessie Hui Wang)

Yuedong Xu, Tianyu Ni and Zhujun Xiao are with Research Center of Smart Networks and Systems, School of Information Science and Engineering, Fudan University; Jessie Hui Wang is with the Institute for Network Sciences and Cyberspace, Tsinghua University, Beijing 100084, China, and also with the Beijing National Research Center for Information Science and Technology, Beijing 100084, China; Xin Wang is with School of Computer Science, Fudan University; Eitan Altman is with Maestro Project, INRIA Sophia Antipolis, France. Email: ydxu@fudan.edu.cn, jessiewang@tsinghua.edu.cn, eitan.altman@inria.fr

and their valuations to perceived network performance. A crucial question emerged, that is, how the resources should be shared among heterogeneous users efficiently. A bunch of early work proposed different economic approaches to charge users according to their usage of network resources, thus addressing the heterogeneity in users and managing congestion in networks. Kelly in [1], [2] proposed a market mechanism, namely “Kelly Mechanism”, in which each user submits a “bid” to the network operator, then the network operator determines the price of each link after collecting all the bids and allocates the resources to each user in proportion to his bid. Kelly mechanism consists of two scenarios: price-taking users and price-anticipating users. In the former, a price-taking user bids to the network operator with the observation of the per-unit of bandwidth price. In the latter, a price-anticipating user is strategic in the sense that he takes into consideration how the per-unit of bandwidth price is influenced by his bid. Given the bidding vector of all the strategic users, he knows that the resources allocated to him are proportional to his bid, but inversely proportional to the sum of all bids. The higher bid a user pays, the more resources will be allocated to him and less to the others. Thus, a game is introduced because the bid of each user affects the payoffs of other users, and it is suitable to capture the competition for limited and divisible bandwidth resources [3].

When users are price-anticipating, the system utility at Nash Equilibrium (NE) will deviate from that at social optimum. Johari and Tsitsiklis in [4] have proved that the price-anticipating Kelly mechanism (PAKM) yields at most a 25% efficiency loss at the equilibrium. This optimistic result is deemed as the cornerstone of PAKM, which has rarely been re-examined in the following decade. Owing to its simplicity and guaranteed performance, the price-anticipating Kelly mechanism has gained popularity beyond the bandwidth allocation of fixed-line [3], [5], [6] and mobile networks [7], [8], which we name a few new applications as below.

- *Server Cluster/5G Network Slicing*: Feldman *et al.* adopted the price-anticipating Kelly mechanism to allocate computing resource to selfish users with a fixed budget in distributed clusters [9]. Caballero *et al.* applied this mechanism to perform network slicing in 5G mobile networks, i.e. dividing the mobile network infrastructure into logical networks [8], [10].
- *Crowdsourcing Incentivization*: Yang *et al.* utilized PAKM to incentivize mobile users to contribute their sensing time in crowdsensing applications [11]. Ghosh and McAfee analyzed the economics of incentivizing high-

- quality user generated content using PAKM [12]–[14].
- *Visibility/Advertising Competition Online*: Altman *et al.* modeled the competition for users’ attention in the timeline of online social networks (OSNs) [15]–[19] in which the total attention is divided by multiple owners according to PAKM. Bimpikis and Ozdaglar *et al.* [20] studied the optimal targeted advertising in OSNs where the competition of two brands can take the form of PAKM.
 - *Blockchain Mining*: The probability that a bitcoin miner first discovers a block is determined by PAKM where the bid of the miner is his Hashrate to solve cryptographic puzzles [21].

Though fruitful, previous work laid the foundation on the *selfishness* (or benignancy interchangeably) assumption that each user aims to maximize his payoff, and this payoff reflects his valuation or satisfaction to the share of resource. Beyond selfishness, a user can be misbehaving in which his goal is to reduce the utilities of all other selfish users. There have been a number of real-world counterparts, taking different forms in different applications. For instance, an attacker can hijack zombie computers so as to generate a high volume of misbehaving traffic to perform denial-of-service (DoS) attacks. Authors in [22] presented PAKM to allocate bandwidth among the benign users and the attacker. For visibility competition in OSNs, the fraction of viewers’ attention is determined by PAKM [15] where the misbehaving advertiser can decrease the visibility of the benign advertisers by posting excessive messages to social media, thus flushing down the relatively old messages of benign ones. They can even pay a fee to the network operator against benign advertisers so that the messages of misbehaving users can be displayed in the timelines of potential viewers for a certain period. Furthermore, the price-anticipating Kelly mechanism has been applied to social security models [23]–[25] that can also sharpen the understanding of adversary competition over networks. Therefore, it is necessary to figure out the damage caused by the misbehaving user rigorously. In the light of the heterogeneity of benign and misbehaving users, case-by-case studies neither capture the efficiency loss in the general settings, nor provide insights on the countermeasures against the misbehaviors.

In this paper, we model the competition of users as a non-cooperative game where the players consist of a finite number of benign users and one misbehaving user. The strategy of a player is his bid submitted to the network operator. The utility of a benign user is his satisfaction on the allocated resources, and the net utility is defined as his utility minus the bid paid to the network operator. While the satisfaction of the misbehaving user is not determined by the resourced allocated by him, but the losses that the benign users suffer from the misbehaviors. Similar to [22], the hostility of the misbehaving user is captured by his *willingness to pay* or *willingness factor*. The willingness factor refers to a scalar that the misbehaving user wishes to use a unit cost or payment to trade for the loss of aggregate utility of the benign users. Hence, his objective is to maximize the utility loss of the benign users minus his payment to the network operator.

Our work distinguishes from the literature in two aspects:

new performance metrics and *new analytical approaches*. When the misbehaving user performs actions, we are faced with the following fundamental question: *To what extent the misbehaving user can damage or influence the performance of the benign users and the network operator at a Nash Equilibrium?* In [22], authors present two metrics, \mathcal{U} and \mathcal{L} . Here, \mathcal{U} denotes the total utility of the benign users, reflecting the extent that all the benign users enjoy their allocated resources. \mathcal{L} is the sum of \mathcal{U} and the misbehaving user’s bid submitted to the network operator. In other words, the benign agents and the network operator are treated as “good” players so that \mathcal{L} is their total profit. However, using \mathcal{L} as a metric conceals the damage on the net utility of benign users, and the impact on the revenue of the network operator that they should be scrutinized separately. Both the benign users and the network operator are “good” but playing different roles and possessing different objectives. On one hand, each benign user eventually cares about his net utility of the allocated flow rate or the online visibility etc. On the other hand, the revenue harvested by the network operator may influence his countermeasures against the misbehaving user. Hence, we raise two new metrics, the total net utility of benign users \mathcal{V} and the total revenue of the network operator \mathcal{W} . To quantify the efficiency loss in the presence of the misbehaving user, we define three representative scenarios: i) NE of the game excluding the misbehaving user (*nom*), ii) NE of the game consisting of the misbehaving user (*mal*), iii) the maximum measures excluding the misbehaving user (*max*).

We analyze the above performance metrics in different scenarios via their upper and lower bounds. The ratios $\frac{\mathcal{U}_{mal}}{\mathcal{U}_{max}}$, $\frac{\mathcal{V}_{mal}}{\mathcal{V}_{max}}$ and $\frac{\mathcal{W}_{mal}}{\mathcal{W}_{max}}$ compare the metrics in the presence of the misbehaving user with the maximum metrics excluding him. The ratios $\frac{\mathcal{U}_{mal}}{\mathcal{U}_{nom}}$, $\frac{\mathcal{V}_{mal}}{\mathcal{V}_{nom}}$ and $\frac{\mathcal{W}_{mal}}{\mathcal{W}_{nom}}$ demonstrate the changes of metrics between the two NEs excluding and including the misbehaving user. Compared with previous studies [4] and [22], our work considers two important extra metrics (\mathcal{V} and \mathcal{W}), derives both the lower and the (approximate) upper bounds of these ratios instead of the lower bounds only. The theoretical results are obtained for any number of benign users other than the regime of the infinite number of benign users. The approaches of analyzing the bounds are also different from those in [4] and [22], and they are far beyond simple calculations because the NEs at different games involve different sets of players. The lower bounds manifest how the utility and the net utility of benign users, and the revenue of network operator are influenced by the maliciousness of the misbehaving user in the worst case. The upper bounds are used to gauge how good the performance metrics are at the NE by showing their gaps to the best achievable values. Our study reveals three interesting phenomena: i) the willingness factor of the misbehaving user in certain ranges can remarkably alter the upper and the lower bounds of the benign users’ total utility and total net utility; ii) the network operator obtains a better revenue from the misbehaving actions that may undermine his will to take them down; iii) the lower bounds are improved when the network operator charges the misbehaving user a higher price, and the lower bound of total

utility over maximum may be worse off when a benign user is mischarged a higher price.

We summarize our main results and contributions as follows.

- We present new metrics to quantify the robustness of price-anticipating Kelly mechanism in the presence of a misbehaving user.
- For general utility functions of benign users, we quantify the lower bounds of $\frac{U_{mal}}{U_{max}}$, $\frac{U_{mal}}{U_{nom}}$, $\frac{V_{mal}}{V_{max}}$ and $\frac{V_{mal}}{V_{nom}}$ that are jointly determined by the number of benign users (N) and the willingness factor (θ). Their upper bounds are also investigated when the utility functions are linear to the allocated resources.
- We compute the upper and lower bounds of $\frac{W_{mal}}{W_{max}}$ and $\frac{W_{mal}}{W_{nom}}$ for linear utility functions. As θ grows, the both bounds of $\frac{W_{mal}}{W_{max}}$ increase. The ratio $\frac{W_{mal}}{W_{nom}}$ is no worse than 1 and its upper bound is ∞ .
- When price differentiation is taken as a countermeasure, charging a higher price on the per unit of resource of the misbehaving (resp. benign) user may improve (resp. lower down) the performance metrics as well as lower bounds, but the impact on the revenue of network operator is uncertain.

The remainder of this paper is organized as follows. Section II presents the mathematical model of the price-anticipating Kelly mechanism with a misbehaving user. Section III derives the upper and the lower bounds of the benign users in PAKM. We validate those bounds numerically in Section IV. Section V analyzes the impact of different price differentiation schemes on the performance metrics. Section VI describes related work and Section VII concludes this work.

II. MODEL AND MEASURES

In this section, we construct the basic game model of price-anticipating Kelly mechanism with selfish as well as misbehaving users, and present a set of new performance metrics to quantify the impact of misbehaving users on the user utility.

A. Basic Model

We suppose that there exist $N+1$ users denoted by $\mathcal{A} = \{\mathcal{A}_0, \mathcal{A}_1, \dots, \mathcal{A}_N\}$. These users are divided into two groups where those in the set $\{\mathcal{A}_1, \dots, \mathcal{A}_N\}$ are *benign* and \mathcal{A}_0 is *misbehaving*. Every user, either benign or misbehaving, pays a certain bid to acquire a fraction of network resources. The purpose of the benign user is to achieve an optimal tradeoff between his utility on his obtained resources and the payment to the network operator. On the contrary, the misbehaving user aims to reduce the utility of all the benign users, considering his payment. Throughout this work, we assume that the total amount of resources is normalized as 1. Note that all the results hold for any finite amount of resources.

Utility Model: We hereby describe the utility functions of all the users. Define $\mathbf{x} = \{x_0, x_1, \dots, x_N\}$ as the vector of bids paid to the network operator and define $z := \sum_{i=0}^N x_i$

as the total amount of bids. The fraction of \mathcal{A}_i 's bid over the total is denoted as

$$d_i = \frac{x_i}{z} = \frac{x_i}{\sum_{j=0}^N x_j} \quad (1)$$

that is also the fraction of resources allocated to \mathcal{A}_i^* . Let $\mathbf{d} = \{d_0, d_1, \dots, d_N\}$ be the vector of all the fractions. Denote by $U_{\mathcal{A}_i}(d_i)$ the utility of \mathcal{A}_i of utilizing the fraction of resource d_i . The net utility of a benign user \mathcal{A}_i , $V_{\mathcal{A}_i}(\mathbf{x})$, is defined as the difference between the utility and the bid paid to the network operator,

$$V_{\mathcal{A}_i}(\mathbf{x}) = U_{\mathcal{A}_i}(d_i(\mathbf{x})) - x_i, \quad \forall 1 \leq i \leq N. \quad (2)$$

The objective of the misbehaving user is to reduce the utilities of all other benign users. Hence, the utility and the net utility of \mathcal{A}_0 are expressed as

$$U_{\mathcal{A}_0}(\mathbf{x}) = -\theta \sum_{i=1}^N U_{\mathcal{A}_i}(d_i(\mathbf{x})) \quad (3)$$

$$V_{\mathcal{A}_0}(\mathbf{x}) = -\theta \sum_{i=1}^N U_{\mathcal{A}_i}(d_i(\mathbf{x})) - x_0, \quad (4)$$

where $\theta > 0$ is the *willingness to pay* (or *willingness factor*) of the misbehaving user. This means that the misbehaving user would like to use θ dollars to trade for a unit reduction of benign users' utility [22]. Note that θ captures \mathcal{A}_0 's resolution to reduce the total utilities of benign users. At an extreme point $\theta = 0$, \mathcal{A}_0 does not participate in the timeline competition in any situation, while at the other extreme point $\theta \rightarrow \infty$, \mathcal{A}_0 tries all means to perform DDoS attack against benign users, or to create messages with an infinite intensity to flush away those of benign users in targeted online advertising. We adopt the same utility model as that in [22], but the major differences lie in the analysis of novel performance metrics that shed light on the impact of the misbehaving user on the efficiency loss of the system.

Similar to the prior work on network resource allocation [4] and [22], we employ the following assumption on the utility of benign users. Note that the utility of a benign user is a function of its allocation, and also a function of the scalar of the bids indirectly. We hereby clarify the difference and the relevancy of hypotheses made on each of them.

Assumption P: The utility of the i^{th} benign user, $U_{\mathcal{A}_i}(d_i(\mathbf{x})) : \mathbb{R}_+^N \mapsto \mathbb{R}_+$ satisfies:

- (*P1: Monotonicity and Concavity*) non-negative, strictly increasing, concave and continuously differentiable in the allocation d_i for all $i \in [1, N]$;
- (*P2: Monotonicity and Convexity*) non-negative, strictly decreasing and strictly convex in x_0 .

In the first part *P1*, a benign user acquires a better utility if his allocation is larger. However, further increasing his share of resources does not yield an increasing marginal utility. Such a utility function can be interpreted as the satisfaction of the benign user to the bandwidth in communication networks, or the visibility in online media. As a direct deduction of *P1*, $U_{\mathcal{A}_i}(d_i(\mathbf{x}))$ is a strictly increasing and strictly concave with

*When the resource is not divisible, e.g. a time slot or a channel in wireless networks, or an advertising location in webpages, d_i refers to the probability of the i^{th} user to acquire this resource.

regard to x_i (even if $U_{\mathcal{A}_i}(d_i(\mathbf{x}))$ is a linear function of $d_i(\mathbf{x})$). The benign user \mathcal{A}_i can obtain a higher utility if he bids a higher x_i , yet further increasing his bid yields a shrinking marginal utility. Meanwhile, *P1* coincides with the assumption of *Theorem 2* in [4] and the assumption of [?] that guarantee the existence and uniqueness of NE without considering the misbehaving user.

In the second part *P2*, the utility of each benign user is a strictly decreasing and strictly convex function of x_0 . Hence, the utility of the misbehaving user $U_{\mathcal{A}_0}(\mathbf{x})$ is strictly increasing and strictly concave with regard to x_0 . When the misbehaving user pays a higher bid x_0 , the utility of each benign user decreases, and further increasing x_0 causes the moderate reduction of the utilities of all the benign users.

We further define a special type of utility function satisfying assumption **P**:

Definition 1: (Linear Utility Function) The utility of benign user \mathcal{A}_i is a linear function if it is in the form

$$U_{\mathcal{A}_i}(d_i) = v_i d_i, \quad \forall i = 1, \dots, N, \quad (5)$$

where v_i is regarded as \mathcal{A}_i 's valuation or satisfaction to the allocated resources. The valuations are sorted in a decreasing order, i.e. $v_1 \geq v_2 \geq \dots \geq v_N$ with v_1 normalized as 1.

Other widely used utility functions [2] [?] that satisfy assumption **P** include the log-utility function and alpha-fair utility function. They take the following forms respectively:

$$U_{\mathcal{A}_i}(d_i) = v_i \log(1 + d_i) \quad \text{and} \quad U_{\mathcal{A}_i}(d_i) = v_i \frac{d_i^{1-\alpha}}{1-\alpha}, \quad \forall i \in [1, N],$$

where α is a constant in the range $(0, 1)$.

Game Model: We formulate the competition of all the benign and misbehaving users as a noncooperative game denoted by **G** that comprises three key elements:

- *Players*: a set of users $\{\mathcal{A}_0, \mathcal{A}_1, \dots, \mathcal{A}_N\}$;
- *Strategies*: each player's strategy is the bid paid to the network operator, i.e. x_i for all $i = 0, 1, \dots, N$;
- *Payoffs*: the payoff of a player is his net utility, i.e. $(V_{\mathcal{A}_0}, V_{\mathcal{A}_1}, \dots, V_{\mathcal{A}_N})$.

For the game **G**, we define its Nash Equilibrium (NE) as the following.

Definition 2: (Nash Equilibrium) Let $\mathbf{x} = (x_0, x_1, \dots, x_N)$ be the vector of bids paid to the network operator, and $\mathbf{x}_{-i} = \mathbf{x} \setminus \{x_i\}$. A strategy profile \mathbf{x}^* is a Nash equilibrium if $V_{\mathcal{A}_i}(x_i^*, \mathbf{x}_{-i}^*) \geq V_{\mathcal{A}_i}(x_i, \mathbf{x}_{-i}^*)$ for any $x_i \neq x_i^*$ and any $\mathcal{A}_i \in \mathcal{A}$.

B. Performance Measures

The competitions take place among the benign users, and between the benign users and the misbehaving user. It is expected that the misbehaving user will reduce the utility and the net utility of the benign users, and affect the revenue of the network operator. We define three measures to quantify the outcomes of competition: *total utility* (\mathcal{U}) and *total net utility* (\mathcal{V}) of benign users as well as *total network operator's revenue* (\mathcal{W}). Formally, there have

$$\mathcal{U} = \sum_{i=1}^N U_{\mathcal{A}_i}, \quad \mathcal{V} = \mathcal{U} - \sum_{i=1}^N x_i, \quad \mathcal{W} = \sum_{i=0}^N x_i.$$

Here, \mathcal{U} reflects the total satisfaction of benign users with respect to their allocated resources. In addition, \mathcal{U} is equivalent to the sum of all the net utilities of benign users and their bids acquired by the network operator. Johari and Tsitsiklis in [4] proved that the competition among the benign users leads to at most 25% loss of \mathcal{U} compared with the social optimum. Vulimiri and Agha *et al.* generalized the analysis of \mathcal{U} by introducing a misbehaving user [22]. However, taking \mathcal{U} as the only performance measure may overlook the different roles that the benign users and the network operator play in many applications. For instance, in the DDos attack, each benign user cares about his loss of net utility caused by the attacker, and the network operator is interested in the total price paid by all the users using the bandwidth. In the targeted online advertising, it is also important to examine the efficiency loss of net utilities obtained by the benign users, and the total revenue received by the OSN. Therefore, we propose two new metrics, \mathcal{V} and \mathcal{W} , to analyze the net utility of benign users and the revenue of the network operator in the presence of a misbehaving user.

To capture the efficiency of the misbehaving user to neutralize the gains of the benign users and his impact on the network operator's revenue, we compare \mathcal{U} (resp. \mathcal{V} and \mathcal{W}) in three scenarios: **MAL**, **NOM** and **MAX**.

- **MAL** refers to the game **consisting** of all the players in \mathcal{A} ;
- **NOM** refers to the game **excluding** the misbehaving user \mathcal{A}_0 ;
- **MAX** refers to the maximum achievable metrics when **excluding** the misbehaving user \mathcal{A}_0 .

Note that in each of **MAL** and **NOM**, there exists a unique Nash equilibrium that will be proved in section III-A. Before diving into the mathematical analysis, we introduce the performance metrics first. In general, the utility functions of the benign users are rather diverse; one has to investigate enormous cases so to understand the impact of misbehaving behavior on the above metrics. Instead of pursuing case-by-case studies, we resort to the worst and the best performance for versatile utility functions. Therefore, our primary goals are to quantify the following bounds:

- **B1:** $\frac{\mathcal{U}_{mal}}{\mathcal{U}_{max}}$, the gap between the total utility (or satisfaction) at the NE of **MAL** and the maximum total utility (or satisfaction) of benign users.
- **B2:** $\frac{\mathcal{U}_{mal}}{\mathcal{U}_{nom}}$, the damage to the total utility (or satisfaction) of benign users at two NEs of **MAL** and **NOM** respectively.
- **B3:** $\frac{\mathcal{V}_{mal}}{\mathcal{V}_{max}}$, the dissipation of total net utility of benign users at the NE of **MAL** in comparison to the maximum total net utility of benign users.
- **B4:** $\frac{\mathcal{V}_{mal}}{\mathcal{V}_{nom}}$, the damage to the total net utility of benign users at two NEs of **MAL** and **NOM** respectively.
- **B5:** $\frac{\mathcal{W}_{mal}}{\mathcal{W}_{max}}$, the ratio between the network operator's revenue at the NE of **MAL** and the *maximum* revenue of the network operator in **MAX**.
- **B6:** $\frac{\mathcal{W}_{mal}}{\mathcal{W}_{nom}}$, the ratio between the network operator's revenue at the NE of **MAL** and that at the NE of **NOM**.

The bounds **B1**, **B3** and **B5** mainly capture the absolute performance at the NE with the possible emergence of the misbehaving user (compared with the maximum performance free of the misbehaving user). While the bounds **B2**, **B4** and **B6** look into the relative changes brought by the possible emergence of the misbehaving user.

In [22], the total utility of benign users is the main concern. The lower bound of $\frac{U_{max}}{U_{max}}$ has been analyzed in the extreme with unlimited number of players. In comparison, the major differences between [22] and our work are listed below:

- i): We consider a finite number of benign users where the bounds of **B1** in [4] and [22] are special cases of ours at the regime of infinite number of users;
- ii): The bounds of **B2**~**B6** have not been studied previously;
- iii): We further obtain the upper bounds to exhibit the best performance measures for benchmark linear utility functions;
- iv): We study the bounds of the network operator's revenue;
- v): We analyze the impact of price differentiation as a countermeasure on the utilities of different economic entities and their bounds.

III. EFFICIENCY LOSS OF BENIGN USERS

In this section, we obtain the bounds of performance measures for the price-anticipating Kelly mechanism with a misbehaving user. Our analyses provide deep understandings on how (in)efficient the misbehaving user can reduce the benefits of the benign users.

A. Nash Equilibrium

We first echo that the game **G** induces a unique Nash equilibrium. The uniqueness has been proved in Kelly's mechanism (price anticipating bandwidth sharing game) with only benign users [4], and in the security game [22]. Here, a couple of known results are summarized.

Theorem 1: (Uniqueness of Nash Equilibrium) [22] The game **G** has a unique Nash Equilibrium $\mathbf{x}^* \geq 0$ under assumption **P**, where at least two components of \mathbf{x}^* are positive.

Remark 1: With assumption **P**, the utilities of all the players including the benign and the misbehaving users are concave functions of their individual bids, thus constituting a *concave game* [26].

The above theorem also implies that a subset of users may not pay a fee to the network operator. We claim that \mathcal{A}_i does not *participate* in the competition if his payment has $x_i^* = 0$. In the standard Kelly's mechanism, at least two players participate at the NE. This is also true in the presence of the misbehaving user with the *specialty* that these two players can be one benign user and the misbehaving user. Let us first examine the participation of players at the NE. To find the NE of this continuous game, we take the first-order partial derivative of $U_{\mathcal{A}_i}(\mathbf{x})$ over x_i , $\partial U_{\mathcal{A}_i}(\mathbf{x})/\partial x_i$, for all $i \in [0, N]$. The bid of \mathcal{A}_i at the NE is the best response of the bids of his opponents. Therefore, $\partial U_{\mathcal{A}_i}(\mathbf{x})/\partial x_i$ is 0 if the best response $x_i^* > 0$ and becomes non-positive if x_i^* is 0 (i.e. at the

boundary). The conditions of the NE (denoted as **NE_CONDS**) are summarized below (recalling $z = \sum_{i=0}^N x_i$):

$$U'_{\mathcal{A}_i}(d_i^*) \frac{z_{-i}^*}{(z^*)^2} - 1 \begin{cases} = 0 & \text{if } x_i^* > 0 \\ \leq 0 & \text{if } x_i^* = 0 \end{cases} \quad \forall i \geq 1, \quad (6)$$

$$\theta \sum_{i=1}^N U'_{\mathcal{A}_i}(d_i^*) \frac{x_i^*}{(z^*)^2} - 1 \begin{cases} = 0 & \text{if } x_0^* > 0 \\ \leq 0 & \text{if } x_0^* = 0 \end{cases} \quad (7)$$

where $U'_{\mathcal{A}_i}(d_i)$ is the derivative of $U_{\mathcal{A}_i}(d_i)$ over d_i . **NE_CONDS** in Eqs.(6) and (7) do not yield close-form expression of the NE, thus not allowing further understanding on its property in general.

We compute the NE when the utilities of the benign users are linear functions of the allocated resources. Our purpose is to scrutinize the participation of players on top of an explicit-form NE. The linear utility function is crucial to the analysis of theoretic bounds later on.

Theorem 2: (Nash Equilibrium for Linear Utility) The NE with linear utility functions $\{U_{\mathcal{A}_i}(d_i)\}_{i=1}^N$ satisfies:

- if n out of N benign users participate and there exists

$$\theta < \frac{n-1}{\sum_{j=1}^n v_j \sum_{j=1}^n 1/v_j - n(n-1)}, \quad (8)$$

the NE strategy is computed by

$$\begin{cases} x_i^* = \left(\frac{\sum_{j=1}^n 1/v_j}{n-1} - \frac{1}{v_i} \right) \left(\frac{n-1}{\sum_{j=1}^n 1/v_j} \right)^2; \\ x_0^* = 0 \end{cases} \quad (9)$$

- if otherwise, the NE strategy is computed by

$$\begin{cases} x_i^* = \left(\frac{n+1/\theta}{\sum_{j=1}^n v_j} - \frac{1}{v_i} \right) \left(\frac{\sum_{j=1}^n v_j}{n+1/\theta} \right)^2 \\ x_0^* = \frac{\sum_{j=1}^n v_j}{n+1/\theta} \left(\frac{\sum_{j=1}^n v_j \sum_{j=1}^n 1/v_j}{n+1/\theta} + 1 - n \right) \end{cases} \quad (10)$$

- the number of benign users with positive bids, n^* , is searched from N to 1 until $x_i^* \geq 0$ for $1 \leq i \leq n$;
- the utility and the net utility of benign users are decreasing functions of θ upon $x_0^* > 0$.

Proof: Please refer to the appendix. ■

A simple search method is shown in Algorithm 1. The first step is to compute \mathbf{x}^* by assuming the participation of $n = N$ benign users at the NE. If x_i^* is positive for all $\mathcal{A}_i \in \mathcal{A}$, the NE is obtained. Otherwise, if any x_i^* is negative, this means that some of the benign users or the misbehaving user do not participate in the competition. By removing the concurrent benign user with the smallest valuation or the misbehaving user, we proceed to search until $n=1$.

We further present general properties w.r.t. the participation of benign users when the utilities are linear to their fractions of acquired resources.

Theorem 3: (Participation of Players for Linear Utility) The NE \mathbf{x}^* has the following properties:

- if $\theta > \frac{N-1}{N}$, then there always has $x_0^* > 0$;
- if $v_i > v_j$ and $x_j^* > 0$, then $x_i^* > x_j^* > 0 \forall 1 \leq i, j \leq N$;
- if $v_i = v_j$ for all i, j , then $x_i^* > 0$ for all $1 \leq i \leq N$.

Proof: Please refer to the appendix. ■

Theorem 3 shows the sufficient conditions that the benign users or the misbehaving user participate in the competition. When θ is larger than a fixed threshold, \mathcal{A}_0 will always play

Algorithm 1 : Searching the NE for Linear Utility Functions

Input: \mathbf{v} , θ , N ; **Output:** \mathbf{x}^*

```

1: sort  $v_i$  in the descending order
2: for  $n = N$  to 1
3:   Compute  $x_i^*$  using Eq.(10)
4:   if  $x_i^* \geq 0$  for all  $i = 0, \dots, n$ 
5:     exit
6:   else
7:     Compute  $x_i^*$  using Eq.(9)
8:     Compute the NE conditions in (6) and (7)
9:     if  $\theta \sum_{i=1}^N U'_{\mathcal{A}_i}(d_i^*) \frac{x_i^*}{(z^*)^2} \leq 1$  and  $x_n^* \geq 0$ 
10:      exit
11:    end
12:  end
13: end

```

against the benign users, regardless of the valuations of benign users (with the normalization of v_1). The second bullet shows that the benign users with higher valuations are more likely to participate at the NE.

B. Lower and Upper Bounds for Linear Utility Functions

The NE of a price-anticipating Kelly mechanism is easy to solve, and it is determined by the vector of valuations and the willingness factor in the linear case. The valuations are chosen arbitrarily such that an important question is concealed: *how harmful is the misbehaving user's strategy on the utilities of benign users?* Trying as more examples of \mathbf{v} as possible numerically may give rise to the bounds of performance metrics for certain parameters or certain utility function, however, it fails to deliver the fundamental qualitative properties. To this goal, we compare the NEs in three scenarios: **MAL**, **NOM** and **MAX**. The metrics that are studied consist of the utility of benign users, the net utility of benign users and the revenue of network operator. The following theorem states the lower bounds of Kelly mechanism with linear utility functions.

Theorem 4: (Lower Bounds) For linear utility functions of benign users, the lower bounds of **B1**~**B6** are as follows.

- **B1:** (NE Utility over Maximum)

$$\frac{\mathcal{U}_{mal}}{\mathcal{U}_{max}} \geq \begin{cases} (1+\theta)^{-1}, & \text{if } \theta > ((\sqrt{\frac{N}{N-1}}+1)^2-1)^{-1} \\ 1-(N-1)(\sqrt{N}-\sqrt{N-1})^2, & \text{otherwise} \end{cases} \quad (11)$$

where the bound is tight with $v_i < \frac{\theta}{1+\theta}$ for $i \geq 2$ in the upper formula, and is tight with $v_i = \sqrt{N(N-1)} - (N-1)$ for $i \geq 2$ in the lower formula. As $N \rightarrow \infty$, the asymptotic lower bound is

$$\frac{\mathcal{U}_{mal}}{\mathcal{U}_{max}} \geq \min\left\{\frac{3}{4}, \frac{1}{1+\theta}\right\} \quad (12)$$

where $3/4$ is reached at $v_i = 1/2$ for $i \geq 2$ *.

- **B2:** (NE Utility With/Without Misbehaving User)

$$\frac{\mathcal{U}_{mal}}{\mathcal{U}_{nom}} \geq \frac{1}{1+\theta} \quad (13)$$

*The asymptotic lower bound of **B1** for $N \rightarrow \infty$ has been proved in [22] using a different approach.

where the lower bound is tight for any $v_i \leq \frac{\theta}{1+\theta}$ with $i \geq 2$.

- **B3:** (NE Net Utility over Maximum) Define a variable $\tilde{v}^{(n)}$ that is the unique, positive and real solution to the equation

$$2(n-1)v^3 + (3-2n+\theta^{-2})v^2 - 1 = 0 \quad (14)$$

for any $n \in \{2, \dots, N\}$. The lower bound of the total net utility is given by (15).

$$\frac{\mathcal{V}_{mal}}{\mathcal{V}_{max}} \geq \min\left\{1 - \frac{(N-1)((N+1) - \sqrt{N^2-1})}{1 + \frac{1}{2}(\sqrt{N^2-1} + (N-1))}, \frac{(1-n\theta)(1+(n-1)\tilde{v}^{(n)})}{1+n\theta} + (1+\frac{n-1}{\tilde{v}^{(n)}})(\frac{\theta(1+(n-1)\tilde{v}^{(n)})}{1+n\theta})^2\right\},$$

$n = 1, \dots, N$ (15)

When N and θ are large enough, the lower bound is approximated by

$$\frac{\mathcal{V}_{mal}}{\mathcal{V}_{max}} \geq \min\left\{\frac{1}{N}, \frac{N}{(1+N\theta)^2}\right\}. \quad (16)$$

- **B4:** (NE Net Utility With/Without Misbehaving User)

$$\frac{\mathcal{V}_{mal}}{\mathcal{V}_{nom}} \geq \frac{1}{(1+\theta)^2} \quad (17)$$

where the equality holds for $v_i \leq \frac{\theta}{1+\theta}$ with $i \geq 2$.

- **B5:** (Operator's Revenue over Maximum)

$$\frac{\mathcal{W}_{mal}}{\mathcal{W}_{max}} \geq \frac{\theta N}{(1+\theta)(N-1)} \quad (18)$$

where \mathcal{W}_{max} is the maximum revenue at any NE in the absence of \mathcal{A}_0 , and the equality holds for $v_i \leq \frac{\theta}{1+\theta}$ with $i \geq 2$.

- **B6:** (Operator's Revenue With/Without Misbehaving User)

$$\frac{\mathcal{W}_{mal}}{\mathcal{W}_{nom}} \geq \max\left\{1, \frac{\theta N^2}{(1+\theta N)(N-1)}\right\} \quad (19)$$

where the lower bound is achieved either without the participation of misbehaving user or with $v_i = 1$ for all benign users.

Proof: Please refer to the appendix. ■

We summarize our main observations as below.

(1) *Trend of utility dissipation.* The lower bounds of **B1**~**B4** decrease as the number of benign users or the willingness factor of the misbehaving user increases. This implies that a more furious competition makes the lower bounds worse off.

(2) *Role of misbehaving user in utility dissipation.* The utility and the net utility of benign users dissipate for two reasons: the competition among benign users, and that between the misbehaving user and benign users. When θ is small, the lower bounds **B1** and **B3** are governed by the number of benign users. In a highly competitive scenario (i.e. a large N), the lower bound of utility reduces to $\frac{3}{4}$ of the optimality and that of net utility is inversely proportional to N . When θ is above a certain threshold (as a function of N), the lower bound **B1** is solely determined by θ and this bound is tight in the presence of only \mathcal{A}_0 and \mathcal{A}_1 at the NE. The lower bound of **B3** contains

both N and θ because the worst net utility happens when as many as possible players participate at the NE and the willingness factor is large meanwhile. For the ratios **B2** and **B4**, the worst cases take place when \mathcal{A}_0 and \mathcal{A}_1 participate at the NE while other benign users are excluded. From the perspective of misbehaving user, the malicious behavior taken by him is effective to neutralize the utilities of benign users when the number of benign users is small or the valuations of most of them are small enough. The incentive of performing attacks in a highly competitive scenario is thus weak.

(3) *“Cliff effect” of utility dissipation.* A crucial question is how the utility of benign users is influenced by the bid of the misbehaving user and the network parameters. Instead of examining each NE case by case, we analyze the sensitivity of bounds to N and θ . The bounds of **B1** and **B3** are sensitive to the increase of N when θ is small. Especially, a gently increase of N results in remarkable reduction of the lower bounds. When θ is greater than a certain threshold in each case, the lower bounds are sensitive to the change of θ , especially in the vicinity of the threshold value. The lower bounds of **B2** and **B4** are decreasing and strictly convex with regard to θ . Hence, even a very small θ is effective in reducing the utility and the net utility of benign users in the worst case.

(4) *More revenues to the network operator.* The lower bound of **B6** manifests that the network operator can always harvest more revenues when the misbehaving user bids to acquire a positive amount of resources. This can partly interpret why many network operators simply ignore the misbehaving actions. The lower bound **B6** is a decreasing function of N and an increasing function of θ . Therefore, allowing the misbehaving user may generate a much better revenue to the network operator when the population of benign users N is small or the willingness factor θ is large. Note that \mathcal{W}_{max} in **B5** is the maximum revenue obtained by the network operator at any NEs when the misbehaving user is excluded. As θ is small, the lower bound almost increases linearly to θ , which might be sufficiently “attractive” to the network operator.

Remark 2: (Challenges of Proofs) Intuitively, all the theoretic bounds can be proved by simply dividing two metrics for each performance metric. However, the number of benign users participating at the NE with the misbehaving user might be different from that at the new NE without the misbehaving user. Thus, a direct division of two metrics at different NEs does not work. The participation of the misbehaving user at the NE needs to be scrutinized and analyzed separately, which greatly complicates the search of performance limits. Given the willingness factor and the same set of valuations in the linear utility function scenario, we may obtain n_{nom} and n_{mal} benign users participating in the different NEs. Two cases, $n_{nom} = n_{mal}$ and $n_{nom} \neq n_{mal}$, are considered separately; the conditions of the valuations reaching each case are investigated in the analyses.

The upper bounds of the measures are also crucial to quantify the efficiency of price-anticipating Kelly mechanism. Firstly, the gap between an upper bound and a lower bound manifests the maximum efficiency loss caused by the competition among benign users and caused by the presence of the

misbehaving user. If the willingness factor of the misbehaving user is situated in a range causing salient utility gaps, his malicious actions are deemed fairly effective. He is even inclined to setting the willingness factor in this region if it is adjustable. For a given distribution of valuations, knowing the upper bounds will be helpful to gauge to what extent the utility and the net utility of benign users are sacrificed, and the revenue of the network operator is influenced due to the competition among the benign and misbehaving users. Secondly, an upper bound of the revenue of network operator reflects the maximum achievable gain if he “closes his eyes” on misbehaving actions. Note that linear utility is a benchmark utility model in contest theory, and corresponds to the metrics such as users’ satisfaction of using the allocated bandwidth in communication networks, or the users’ valuation toward the received attention in online visibility competition. The following theorem states the upper bounds of performance measures with linear utility functions.

Theorem 5: (Upper Bounds) For linear utility functions of benign users, the upper bounds of **B1**, **B2**, **B3**, **B5** and **B6** are as follows.

- **B1: (NE Utility over Maximum)**

$$\frac{\mathcal{U}_{mal}}{\mathcal{U}_{max}} \leq \begin{cases} 1 & \text{if } \theta \leq \frac{N-1}{N} \\ \frac{N}{\theta N+1} & \text{otherwise} \end{cases} \quad (20)$$

where the upper bound is tight for $v_i = 1$ ($i \geq 1$).

- **B2: (Approximate Upper Bound of NE Utility With/Without Misbehaving User)** Given linear utility functions of the benign users, the upper bound of $\frac{\mathcal{U}_{mal}}{\mathcal{U}_{nom}}$ is approximated by

$$\frac{\mathcal{U}_{mal}}{\mathcal{U}_{nom}} \leq \begin{cases} 1 & \text{if } \theta \leq \frac{N-1}{N} \\ \max\left\{\frac{N}{1+N\theta}, \frac{(1+\theta)^{-1}}{(1-(N-1)(\sqrt{N}-\sqrt{N-1})^2)}\right\} & \text{otherwise} \end{cases} \quad (21)$$

where it is tight when v_i equals to 1 for all i .

- **B3: (NE Net Utility Over Maximum)**

$$\frac{\mathcal{V}_{mal}}{\mathcal{V}_{max}} \leq \begin{cases} \frac{1}{(1+\theta)^2} & \text{if } \theta \leq \sqrt{2}-1 \\ \frac{1}{2} & \text{if } \sqrt{2}-1 < \theta \leq \frac{1}{2} \\ \frac{2}{(1+2\theta)^2}, & \text{if } \frac{1}{2} < \theta \leq \frac{\sqrt{2}}{2} \\ \frac{1}{(1+\theta)^2}, & \text{if } \theta > \frac{\sqrt{2}}{2} \end{cases} \quad (22)$$

- **B5: (Operator’s Revenue over Optimality)**

$$\frac{\mathcal{W}_{mal}}{\mathcal{W}_{max}} \leq \max\left\{1, \frac{\theta N^2}{(1+\theta N)(N-1)}\right\} \quad (23)$$

where the upper bound is tight for $v_i = 1$ ($i \geq 1$).

- **B6: (Operator’s Revenue With/Without Misbehaving User)**

$$\frac{\mathcal{W}_{mal}}{\mathcal{W}_{nom}} \propto \infty \quad (24)$$

where the unbounded ratio takes place asymptotically as v_2 approaches 0.

Proof: Please refer to the appendix. ■

Our major observations on the upper bounds are summarized below.

(1) *Trend of utility dissipation and cliff effect.* The upper bounds of **B1** and **B2** reach 1 when the willingness factor is small. As it further increases beyond a certain threshold, even a

small increment can yield a remarkable reduction on the upper bounds. When N is sufficiently large, the asymptotic upper bound of **B1** is inversely proportional to the willingness factor θ , and that of **B2** is approximated as $\max\{\frac{1}{\theta}, \frac{4}{3(1+\theta)}\}$. Similarly, the upper bound of **B3** is very sensitive to the willingness factor. The piece-wise curves indicate the participation of users in four scenarios: $\{\mathcal{A}_0, \mathcal{A}_1\}$, $\{\mathcal{A}_1, \mathcal{A}_2\}$, $\{\mathcal{A}_0, \mathcal{A}_1, \mathcal{A}_2\}$, and $\{\mathcal{A}_0, \mathcal{A}_1\}$ when the upper bound of **B3** is obtained.

(2) *Surprising revenue gain to the network operator.* The misbehaving user is inclined to bring surprisingly high revenue gains. The ratio **B5** reflects the maximum achievable revenue at any NE. One can observe that the presence of the misbehaving user is able to generate a revenue higher than the maximum revenue without him. The ratio **B6** compares the revenues with and without the misbehaving user at the NEs. The presence of the misbehaving user brings an unbounded gain of the revenue at the extreme situation that all the benign users except the first one own very low valuations. This implies that the misbehaving user is especially beneficial to the network operator when the competition among benign users is gentle.

C. General Utility Functions and Multiple Misbehaving Users

The linear utility function is of the simplest form. An important question is whether the theoretic bounds derived above are applicable beyond linear utility functions. Following the approach in [4], we show that the lower bounds of linear utility serve as those of more general utilities satisfying *Assumption P*.

Theorem 6: (Condition for Lower Bounds) For arbitrary utility functions of the benign users satisfying *Assumption P*, the performance metrics, $\frac{V_{mat}}{V_{max}}$, $\frac{U_{mat}}{U_{nom}}$ and $\frac{V_{mat}}{V_{nom}}$, are lower bounded by the cases with linear utility functions.

Proof: Please refer to the appendix. ■

A natural extension of our study is to consider multiple misbehaving users. Denote by $\mathcal{K} = \{1, \dots, K\}$ the set of misbehaving users. Let θ_k be the willingness to pay of the k^{th} misbehaving user, and let x_{0k} be his bid paid to the network operator. The NE conditions for the misbehaving users are given by

$$\theta_k \sum_{i=1}^N U'_{\mathcal{A}_i}(d_i^*) \frac{x_i^*}{(z^*)^2} - 1 \begin{cases} = 0 & \text{if } x_{0k}^* > 0 \\ \leq 0 & \text{if } x_{0k}^* = 0 \end{cases}, \quad \forall k \quad (25)$$

according to the principle of KKT conditions where $z^* = \sum_{j=1}^K x_{0j}^* + \sum_{j=1}^N x_j^*$. Consider two misbehaving users k_1 and k_2 with $\theta_{k_1} > \theta_{k_2}$. We suppose that the equalities hold for both k_1 and k_2 in Eq.(25) when they pay positive bids. Subtracting one from the other on both sides, we obtain $(\theta_{k_1} - \theta_{k_2}) \left(\sum_{i=1}^N U'_{\mathcal{A}_i}(d_i^*) \frac{x_i^*}{(z^*)^2} \right) = 0$. Given $\theta_{k_1} > \theta_{k_2}$ and $(\sum_{i=1}^N U'_{\mathcal{A}_i}(d_i^*) \frac{x_i^*}{(z^*)^2}) > 0$, the above equality does not hold, which contradicts the assumption. Hence, only the misbehaving user with the larger willingness factor may participate at the NE. For a set of misbehaving users with heterogeneous willingness factors, the one with the largest willingness factor can pay a positive bid, while the others do not participate in the competition.

When multiple misbehaving users possess the identical willingness factor (or when the misbehaving user splits himself

into multiple users), the uniqueness of the NE cannot be guaranteed. The NE conditions for the misbehaving users are given by

$$\theta \sum_{i=1}^N U'_{\mathcal{A}_i}(d_i^*) \frac{x_i^*}{(z^*)^2} - 1 \begin{cases} = 0 & \text{if } x_{0k}^* > 0 \\ \leq 0 & \text{if } x_{0k}^* = 0 \end{cases}, \quad (26)$$

for every misbehaving user. The KKT conditions have a unique solution to z^* , yet the combinations of $\{x_{0k}\}_{k=1}^K$ resulting in the unique z^* are infinite. Therefore, the existence of multiple misbehaving users affects the Kelly mechanism in the same way as a single misbehaving user.

D. Impact of Incomplete Information

Nash equilibrium is obtained on the basis of complete information, i.e. each player knows the utility functions and the strategy profiles of all the players. Because our purpose is to uncover the efficiency loss at the NE, we assume the availability of complete information. In practice, a benign user is only aware of his own utility function and is unwilling to share this information to all the opponents. In this situation, the game is played many rounds so that the complete information can be learned implicitly by each user. Here, one round corresponds to a time slot (e.g. one second) of sampling flow throughput in DDoS attack, or a time slot of visibility competition (e.g. one day) in online media. Both the flow transmission and the online promotion take a number of rounds so that the equilibrium could be reached. Each benign user \mathcal{A}_i knows his utility function, his bid x_i and his allocated resource $d_i = \frac{x_i}{z}$ at time t . Given this knowledge, he is trying to maximize his net utility in the next round. The best response of \mathcal{A}_i is to choose $x_i(t+1)$ that gives rise to the largest $U_{\mathcal{A}_i}(d_i)$ for $i \geq 1$,

$$x_i(t+1) = \max\{x_i(t) | U'_{\mathcal{A}_i}(d_i(t)) \cdot \frac{z_{-i}(t)}{(z(t))^2} = 1, 0\}. \quad (27)$$

The goal of the misbehaving user is to mitigate the utilities of benign users so that these information is known priori or can be inferred so that he is capable of launching misbehaving actions. The best response of \mathcal{A}_0 is expressed as

$$x_0(t+1) = \max\{x_0(t) | \sum_{i=1}^N U'_{\mathcal{A}_i}(d_i(t)) \cdot \frac{x_i(t)}{(z(t))^2} = \frac{1}{\theta}, 0\}, \quad (28)$$

which means that $U_{\mathcal{A}_i}(d_i)$ ($\forall i \geq 1$) can be observed or inferred by \mathcal{A}_0 . This is feasible in visibility competition and crowdsensing applications because the bids of a user in the form of promotion messages and contributed efforts are directly observable by the misbehaving user. In other applications such as DDoS attack, \mathcal{A}_i 's bid, x_i , is not easily acquired, while the misbehaving user can still infer the global utility through perceiving the sensibility of the system by producing attacks.

We hereby provide a concrete example of best response functions where $U_{\mathcal{A}_i}(d_i)$ is a logarithmic function taking the form $U_{\mathcal{A}_i}(d_i) = \log(1+d_i)$. The above best response function is given by

$$x_i(t+1) = \max\left\{ \frac{-3z_{-i}(t) + \sqrt{8z_{-i}(t) + (z_{-i}(t))^2}}{4}, 0 \right\}. \quad (29)$$

Here, $z_{-i}(t)$ is the total bid of other users, which is observed directly or can be deduced from the acquired resources by \mathcal{A}_i . Given the fixed x_0 , each benign user can update his strategy in each step and may converge to the Nash equilibrium distributedly. Therefore, the incomplete information does not prevent the search of NE by the benign users for a fixed x_0 . However, when x_0 is determined strategically by the misbehaving user, he needs to know the utility functions of the benign agents since his goal is to minimize their total utility. Hence, the best response of the misbehaving user is

$$x_0(t+1) = \max\left\{\sqrt{\theta \sum_{i=1}^N \frac{x_i(t)}{1+d_i(t)}} - z_{-0}, 0\right\}. \quad (30)$$

IV. NUMERICAL RESULTS

In this section, we validate the proposed bounds through numerical simulations and reveal the important insights on the efficiency of Kelly mechanism in adversity.

Linear Utility Functions: We hereby compute the performance measures for a large number of random tests. In Fig.1~7, we consider the timeline competition among five benign users ($N = 5$) and one misbehaving user. Here, x-coordinate denotes the willingness factor, and y-coordinate denotes different ratios respectively. Each marked point in these figures with a marker represents a corresponding ratio with randomly generated valuations from uniform distribution in $[0, 1]$ (some points are not plotted simply for reducing the size of image files). Fig.1 illustrates the upper and the lower bounds of $\frac{U_{mal}}{U_{max}}$. The misbehaving user does not participate in the worst case of U_{mal} when θ is less than 0.287. As θ further increases, the lower bound descends rapidly. Similarly, the misbehaving user does not participate in the best case of U_{mal} when θ is less than 0.8. A slight increase of θ beyond 0.8 leads to a rapid decrease of the upper bound. Thus, for the small willingness factor, we can deem that the efficiency loss in the total utility is mainly caused by the competition among the benign users. The bounds of utility loss are very sensitive to the change of θ in certain ranges. Fig.2 compares the utilities at two NEs for the games MAL and NOM. The lower bound is shown to decrease rapidly even for very small θ . Fig.3 illustrates the upper and the lower bounds of $\frac{V_{mal}}{V_{max}}$. The upper bound of the net utility is shown to be very sensitive to θ , especially when θ is small. This implies that the best net utility is not robust against the misbehaving actions. The lower bound is fixed with small θ , but decreases when θ is above a certain threshold. This manifests that the loss of net utility is caused by the competition among the benign users for small θ and by the misbehaving user for large θ . The lower bound of $\frac{V_{mal}}{V_{nom}}$ is shown in Fig.4, which owns a similar property as the lower bound of $\frac{U_{mal}}{U_{nom}}$ in Fig.2. As θ increases from 0, the lower bound decreases quickly.

Fig.5 plots the upper and the lower bounds of $\frac{W_{mal}}{W_{max}}$. When θ increases from 0, the lower bound increases accordingly. When θ is greater than 0.8, the misbehaving user is bound to participate. It is interesting to see that the participation of the misbehaving user brings more revenues to the network operator. When θ is 3, the upper bound of the game MAL is

nearly 20% higher than the best revenue in the game MAX. Fig.6 compares the revenue of the network operator at the NEs MAL and MAX. The revenue of the network operator in MAL is invariably no less than that in MAX. Especially, the maximum improvement in our simulation is more than 70% when θ is 3. In light of the benefits brought to the network operator, he may renounce the regulation of the misbehaving user in targeted advertising. Fig.7 plots the competition with $N = 100$ benign users. The valuations of benign users are identically independent distributed in $[0, 1]$. Hence, some of them are close to 1 when N is large so that the ratio $\frac{U_{mal}}{U_{max}}$ is kept at a high level. Compared with Fig.1, the results in Fig.7 are more convergent and closer to the upper bound. Note that the lower bound at $N = 100$ is reached when all the valuations in the set $\{v_i\}_{i=2}^N$ are uniformly chosen as 0.499. Since each v_i ($i \geq 2$) is randomly selected in the range $[0, 1]$, trying a limited number of tests can hardly reach a set of $\{v_i\}_{i=2}^N$ that yield the worst ratio **B1**. Actually, a lot of benign users possess relatively large valuations for a large N , causing the corresponding samples of the ratio **B1** much higher than the lower bound. This also reflects the robustness of price-anticipating Kelly mechanism in terms of the utility of benign users at the large population scenario.

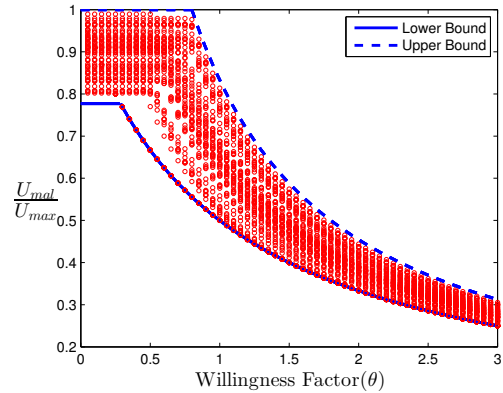


Fig. 1. Bounds of $\frac{U_{mal}}{U_{max}}$ with linear utility functions

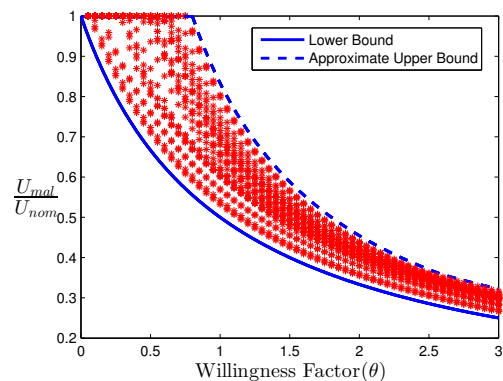


Fig. 2. Bounds of $\frac{U_{mal}}{U_{nom}}$ for linear utility functions

Logarithmic Utility Functions: We evaluate the lower bounds for logarithmic utility functions in the form $U_{\mathcal{A}_i}(d_i) =$

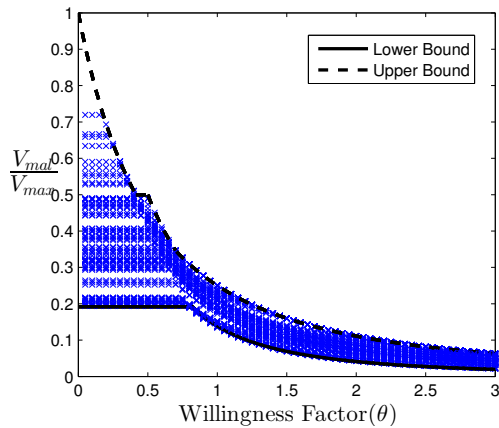


Fig. 3. Bounds of $\frac{V_{mal}}{V_{max}}$ for linear utility functions

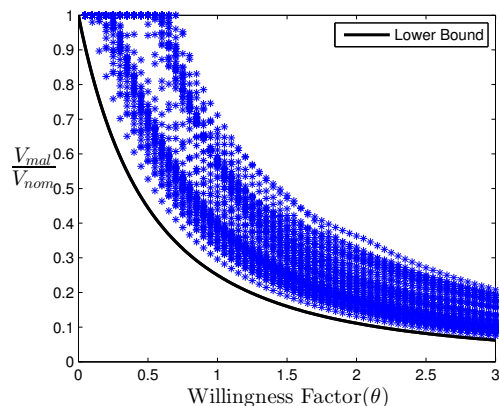


Fig. 4. Lower Bound of $\frac{V_{mal}}{V_{nom}}$ for linear utility functions

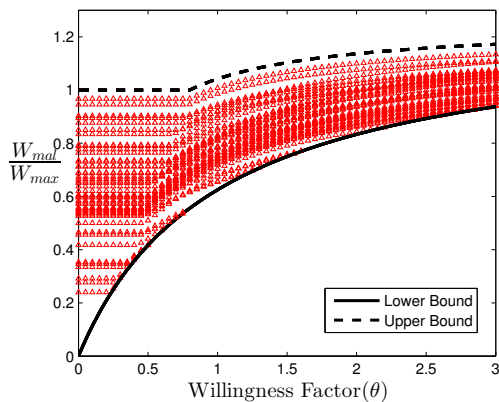


Fig. 5. Bounds of $\frac{W_{mal}}{W_{max}}$ for linear utility functions

$a_i \log(1+b_i d_i)$ where a_i and b_i are random positive parameters in the range $[0, 1]$. The number of benign users is set to five. Fig.8~11 demonstrate the correctness of the lower bounds for general utility functions. One can observe that in each set of experiments, the lower bound is sensitive to the change of the willingness factor in a certain range. Note that the upper bounds of the scenario with linear utility functions do not

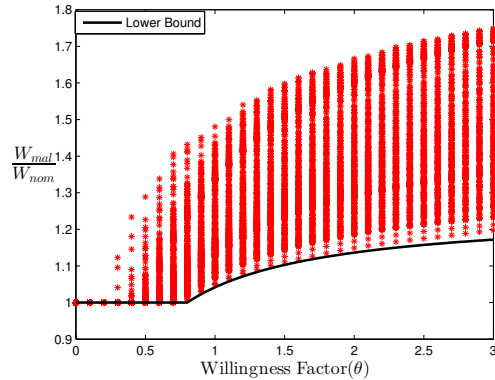


Fig. 6. Bounds of $\frac{W_{mal}}{W_{nom}}$ for linear utility functions

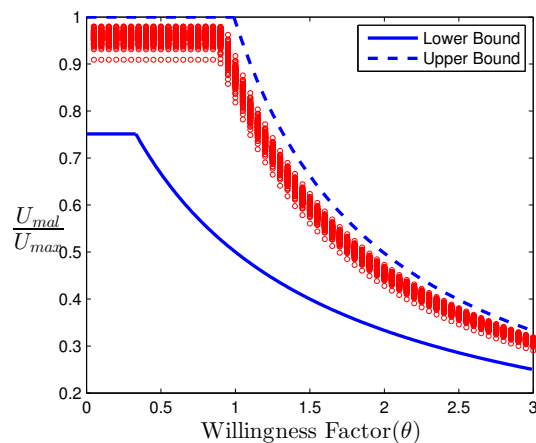


Fig. 7. Bounds of $\frac{U_{mal}}{U_{max}}$ for linear utility functions ($N = 100$)

apply to the one with logarithmic utility functions.

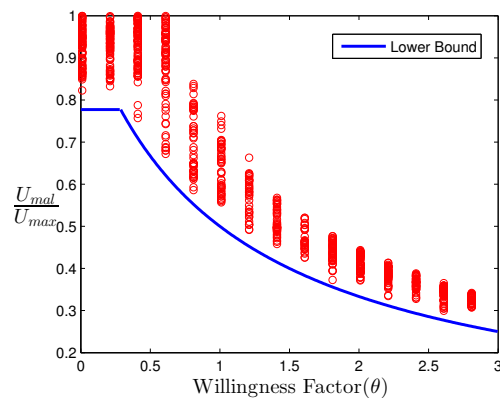


Fig. 8. Bounds of $\frac{U_{mal}}{U_{max}}$ for logarithmic utility functions

V. COUNTERMEASURE

In this section, we evaluate the impact of differential pricing on the efficiency loss of Kelly mechanism in which the network operator charges different prices of per unit of bid from the players.

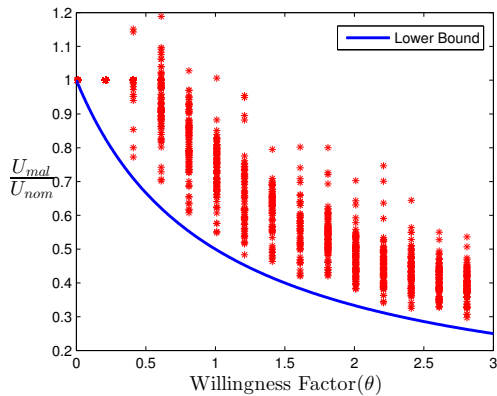


Fig. 9. Bounds of $\frac{U_{mal}}{U_{nom}}$ for logarithmic utility functions

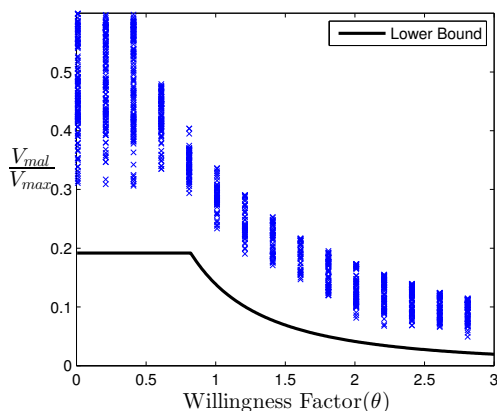


Fig. 10. Bounds of $\frac{V_{mal}}{V_{max}}$ for logarithmic utility functions

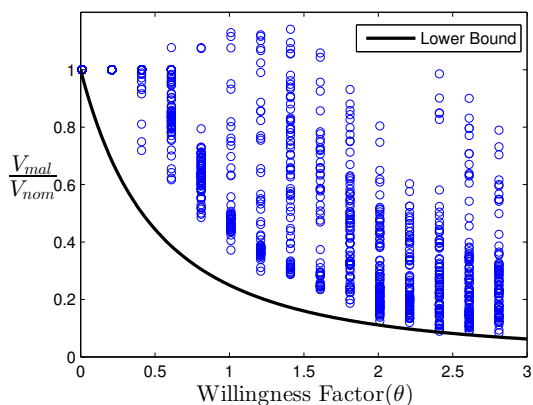


Fig. 11. Lower Bound of $\frac{V_{mal}}{V_{nom}}$ for logarithmic utility functions

A. Differential Pricing

The bid of a user has multifarious physical interpretations in different applications. For instance, the bid usually refers to the payment to network operator in the bandwidth allocation game [4]; it also refers to the sending rate of advertising messages in online visibility competition [15]. The standard Kelly mechanism does not differentiate who contributes a bid so that

the “per unit price” of all bids is deemed as 1 uniformly. In practice, the network operator can steer the bidding of players by charging them different prices where this generalization of Kelly mechanism is named “price differentiation” [6]. We choose the online visibility competition as a *use case* to avoid confusion, where the benign agents aim to gain visibility through online advertising and the misbehaving agent, usually a market incumbent, tries to mitigate the visibility of benign agents. The fraction of visibility that a user obtains is proportional to his message sending rate, but inversely proportional to the aggregate message sending rate, and the benign users have different valuations on each unit of visibility [15]. We suppose that \mathcal{A}_i is charged at a price $c_i (c_i \geq 1)$ for generating advertising messages by a normalized rate to gain eyeballs, and the fraction of harvested visibility is d_i in Eq.(1). Then, the cost incurred by \mathcal{A}_i is thus $c_i x_i$ if the message sending rate is x_i . The price differentiation scheme is able to steer the resource allocation toward a better network utility.

Our analysis on the robustness of Kelly mechanism manifests that the misbehaving user has the potential to significantly reduce network utility. To counteract the adversarial actions, the network operator can wield the “weapon” of differential pricing against the misbehaving user. An interesting question arises: *how will the differential pricing influence the utility and the net utility of benign users, the revenue of the network operator, and their lower bounds?* We hereby consider three scenarios separately: the uniform pricing, the differential pricing on the misbehaving user, and the improper differential pricing on the benign user*.

B. Impact of Differential Pricing on Kelly Mechanism

1) *Uniform Pricing*: All the users are charged the same price c of generating advertising messages at a unit rate. When using the strategy x_i , \mathcal{A}_i pays a fee cx_i to the network operator. For the linear utility functions of benign users, the NE retains the same forms as Eq.(9) and (10) except that v_i is substituted by $\frac{v_i}{c}$. When n benign users participate at the NE, the threshold of willingness factor remains unchanged so that adjusting the price c does not alter the participation of the misbehaving user. The strategy of \mathcal{A}_i at the new NE shrinks by $1/c$ times for $i \in [0, N]$, and the payment of a user to the network operator remains unchanged (easily drawn from Theorem 2). Therefore, the fraction of resources allocated to a benign user, his utility and net utility do not change either. Meanwhile, because all the valuations are equally dimensioned, the bounds of **B1**~**B6** are unaltered. We reiterate the major observations.

Corollary 1: Choosing a uniform price for all the users does not change competition intrinsically. The utility of each user is left unchanged, so are the lower bounds of performance measures.

2) *Differential Pricing on \mathcal{A}_0* : The misbehaving user is successfully identified by the network operator and is charged at a higher price $c > 1$ while the benign users are charged at

*We claim the differential pricing on a benign user as an *improper* pricing because it is unfair to penalize him in our context.

a unit price. For the linear utility functions of benign users, the NE is computed from Eq.(9) and (10) with the substitution of θ by θ/c . As c increases, the actual willingness factor θ/c may fall below the threshold of participation.

When the misbehaving user and n benign users participate at the NE, the misbehaving user sends messages at a lower rate according to Eq.(10). The total utility of benign users is $\frac{\sum_{i=1}^n v_i}{n\theta/c+1}$, and is thus an increasing function of c . Similarly, the total net utility of benign users is also an increasing function of c according to Theorem 2. The total bid of all users, $\frac{\theta \sum_{j=1}^n v_j}{n\theta+c}$, is a decreasing function of c where the benign users increase their bids yet the misbehaving user decreases his bid. It is uncertain how the revenue of the network operator is influenced by the differential pricing on the misbehaving user. We adopt two examples with five benign users and one misbehaving user to explain our observations. When the valuation vector is $v = [1, 0.66, 0.63, 0.23, 0.18]$ and the willingness factor is $\theta = 1.2$, we plot the revenue of the network operator in Fig. 12 by increasing c from 1 to 2.5. The revenue curve is not monotone: a slight price differentiation may bring more revenues to the network operator, while charging a much higher price reduces his revenue considerably. We next examine the impact of c on the bounds of performance measures. Because changing c is equivalent to altering θ , the lower bounds retain the same forms in Theorem 4, but with the substitution of θ by $\frac{\theta}{c}$ in the bounds **B1**~**B4**.

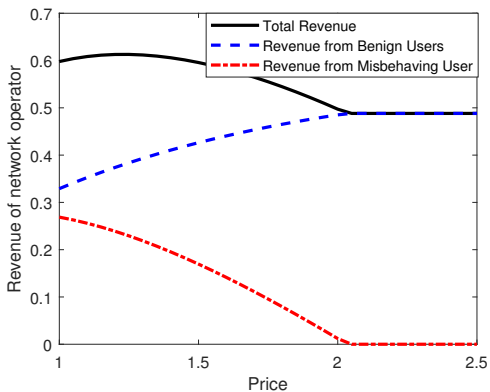


Fig. 12. Total revenue and revenues from benign users as well as misbehaving user: price differentiation on \mathcal{A}_0 .

Corollary 2: The differential pricing on the misbehaving user can effectively improve the utility and the net utility of benign users, while it is usually (though not always) detrimental to the revenue of network operator when the price is high. The new lower bounds of **B1**~**B4** are equivalent to those with the willingness factor of $\frac{\theta}{c}$.

3) *Differential Pricing on a benign user:* The differential pricing might incur a hazard that a benign user is mistaken as a misbehaving user. Here, we suppose \mathcal{A}_1 is penalized by the network operator. We consider two scenarios with regard to whether the misbehaving user participates at the NE. When n benign users including \mathcal{A}_1 generate positive message rates but \mathcal{A}_0 does not participate, the total utility of benign users is given by $\sum_{i=1}^n v_i - \frac{(n-1)(c+n-1)}{v_1 + \sum_{i=2}^n \frac{1}{v_i}}$. Taking its derivative

over c , one can easily show that the total utility is strictly decreasing with regard to c until \mathcal{A}_1 does not participate in the competition. When \mathcal{A}_0 participates at the NE, the total utility of benign users is $\frac{\sum_{i=1}^n v_i}{(c+n-1)\theta+1}$, a decreasing function of c . However, such a monotone property does not hold in the net utility. As c increases, charging a higher price to \mathcal{A}_1 causes him to reduce the message sending rate, and yields a lower total net utility of benign users. When c is large than a certain threshold, the competition among benign users is lessened, causing an increase in the net utility until \mathcal{A}_1 is completely excluded at the NE. For the sake of the same reason, the impact of c on the revenue of network operator is not monotone, either. Choosing the set of valuations as $v = [1, 0.66, 0.63, 0.23, 0.18]$ and the willingness factor as $\theta = 1.2$, the revenue of network operator is shown in Fig. 13. The increase of c in the very beginning encourages more benign users to increase their message sending rates, thus causing an improved total revenue. As c further increases, penalizing \mathcal{A}_1 reduces the intensity of competition, leading to the decreased revenue of network operator.

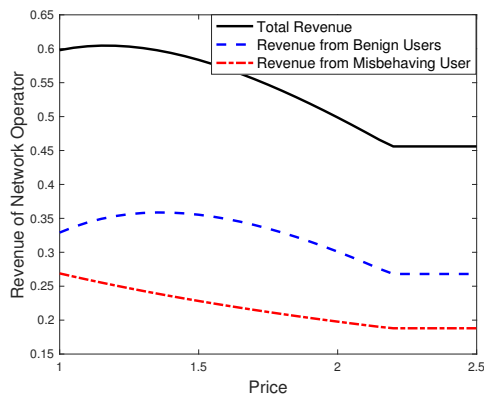


Fig. 13. Total revenue and revenues from benign users as well as misbehaving user: price differentiation on \mathcal{A}_1 .

Mischarging a benign user influences the lower bounds of Kelly mechanism considerably. We may follow the analyses in the proof of Theorem 4, though the expressions of lower bounds are much more complicated. With improper differential pricing on \mathcal{A}_1 , the lower bound of benign users' utility at the NE over the social optimum (**B1**) can be analyzed following the same approach of that with uniform pricing, and hence step-by-step math operations are omitted. When the network operator sets a price c ($c > 1$) to \mathcal{A}_1 , the lower bound **B1** takes place at two situations: i) $\frac{U_{mal}}{U_{max}} \geq 1 - \frac{(n-1)(\sqrt{n+c-1} - \sqrt{n-1})^2}{c}$ without the participation of \mathcal{A}_0 and ii) $\frac{U_{mal}}{U_{max}} \geq \frac{1}{1+c\theta}$ with the participation of \mathcal{A}_0 at the NE. With the increase of c , the lower bound of **B1** decreases at both situations. The implication is that the worst utility ratio $\frac{U_{mal}}{U_{max}}$ suffers from the price differentiation no matter whether the misbehaving user exists or not. When the misbehaving user participates at the NE, a smaller willingness factor can yield the same low bound of $\frac{U_{mal}}{U_{max}}$.

Corollary 3: The differential pricing on a benign user reduces the total utility of benign users, while its impacts on

the net utility of benign users and the revenue of network operator remain obscure. Meanwhile, the lower bound of *NE Utility over Maximum* becomes smaller, thus making the misbehaving user more harmful to the benign users as a whole.

VI. RELATED WORK

We describe the closely related works from three perspectives and summarize our major differences from the literature.

Timeline Competition: An important feature is that popular OSNs such as Facebook, Google+ and Twitter adopt a timeline-based template to sort content reverse chronologically. [15] first studied the competition between different content creators on a user's timeline. The timeline competition is modeled as a non-cooperative game in [16] that is in the standard form of Kelly mechanism. They further extended the Kelly mechanism to the parallel competition on multiple topics in a timeline [17]. Fully dynamic and semi-dynamic models have been proposed in [18] and [19] respectively to characterize the competition on followers' timeline over time.

Contest Theory: In politics and economics, there are many situations where users fight over property rights. The kernel feature of a contest is the contest success function (CSF) developed from the seminal work by Tullock [27], [28]. Rent-seeking, a specific contest, was studied in [29] and a lobbying contest was studied in [30]. The Tullock CSF is the special case of our timeline competition model when the utility functions are all linear and the misbehaving user does not exist. More recently, the studies on CSF mainly focus on the equilibrium analysis with incomplete information [31], [32] and the design of CSF mechanism [33], [34].

Bandwidth Allocation Games: F.P. Kelly proposed a market mechanism in which each user submits a "bid" per unit time to the network operator, and the network operator determines the share of each user at a link [1]. In particular, the bandwidth share is proportional to his bid and inversely proportional to the sum of all users' bids at a single link. Authors in [4] established that the aggregate utility received by users was at least 3/4 of the maximum possible aggregate utility. A "misbehaving" player was introduced in the Kelly mechanism to study the lower bound of the total utility of benign users at an infinite population regime [22]. Other important works studied the performance of market equilibriums and the convergence of best response dynamics when players compete on multiple servers or links simultaneously [35], [36].

Brief Summary: Our study differs from the literature on timeline competition and contest theory in two aspects: i) we consider the presence of a misbehaving user that may appear in targeted advertising or security game, while all the users are assumed to be selfish in almost all the related works; ii) we study the worst and the best performance of the contest with heterogeneous users that have not been considered before. Our study distinguishes from the literature on bandwidth allocation games in three aspects: iii) we consider finite number of users; iv) three different performance measures are compared and v) both the lower and (some) upper bounds are investigated.

VII. CONCLUSION

This work studies the efficiency of the price-anticipating Kelly mechanism in a generalized system consisting of a finite number of benign users and a misbehaving user. We model their competition as a non-zero sum game and then investigate how the misbehaving user influences the three important metrics on the price-anticipating Kelly mechanism: the total utility and the total net utility of benign users as well as the network operator's revenue at the NE. We compare each of them in the scenarios whether the misbehaving user exists or not in the game. We obtain the lower bounds for the general utility functions, and the upper bounds for the linear utility functions. Both the upper and the lower bounds are found in the regime of finite number of benign users, while only the lower bound of only one metric has been analyzed with infinite number of benign users in the literature. Our study reveals two interesting observations on the misbehaving behaviors. Firstly, there exist certain ranges for the misbehaving user's willingness factor upon which a slight increase in the willingness factor can reduce the utility and the net utility of benign users remarkably. Secondly, the misbehaving user always brings more revenue to the network operator. When the willingness factor is large, the network operator's revenue at the NE can be even greater than the maximum revenue he receives in the absence of the misbehaving user.

REFERENCES

- [1] F. Kelly, "Charging and rate control for elastic traffic," *European Trans. Telecomm.*, vol. 8, pp. 33–37, 1997.
- [2] F. P. Kelly, A. K. Maulloo, and D. K. Tan, "Rate control for communication networks: shadow prices, proportional fairness and stability," *Journal of the Operational Research society*, vol. 49, no. 3, pp. 237–252, 1998.
- [3] S. Yang and B. Hajek, "VCG-kelly mechanisms for allocation of divisible goods: Adapting VCG mechanisms to one-dimensional signals," *IEEE Journal on Selected Areas in Communications*, vol. 25, no. 6, 2007.
- [4] R. Johari and J. Tsitsiklis, "Efficiency loss in a network resource allocation game," *Mathematics of Operations Research*, vol. 29, no. 3, pp. 407–435, 2004.
- [5] L. Massoulié and J. Roberts, "Bandwidth sharing: objectives and algorithms," in *INFOCOM'99. Eighteenth Annual Joint Conference of the IEEE Computer and Communications Societies. Proceedings. IEEE*, vol. 3. IEEE, 1999, pp. 1395–1403.
- [6] Y. Yang, R. T. Ma, and J. C. Lui, "Price differentiation and control in the kelly mechanism," *Performance Evaluation*, vol. 70, no. 10, pp. 792–805, 2013.
- [7] K. Akkarajitsakul and E. Hossain, "An auction mechanism for channel access in vehicle-to-roadside communications," in *Communications Workshops, 2009. ICC Workshops 2009. IEEE International Conference on*. IEEE, 2009, pp. 1–5.
- [8] P. Caballero, A. Banchs, G. de Veciana, and X. Costa-Perez, "Multi-tenant radio access network slicing: Statistical multiplexing of spatial loads," *arXiv preprint arXiv:1607.08271*, 2016.
- [9] M. Feldman, K. Lai, and L. Zhang, "A price-anticipating resource allocation mechanism for distributed shared clusters," in *Proc. of ACM Electronic commerce*. ACM, 2005, pp. 127–136.
- [10] P. Caballero, A. Banchs, G. de Veciana, and X. Costa-Perez, "Network slicing games: Enabling customization in multi-tenant mobile networks," in *Proc. of IEEE Infocom 2017*, 2017.
- [11] D. Yang, G. Xue, X. Fang, and J. Tang, "Crowdsourcing to smartphones: incentive mechanism design for mobile phone sensing," in *Proc. of ACM Mobicom 2012*, pp. 173–184.
- [12] A. Ghosh and P. McAfee, "Crowdsourcing with endogenous entry," in *Proc. of ACM WWW 2012*, pp. 999–1008.

- [13] —, “Incentivizing high-quality user-generated content,” in *Proc. of ACM WWW 2011*, pp. 137–146.
- [14] T. Luo, S. S. Kanhere, H.-P. Tan, F. Wu, and H. Wu, “Crowdsourcing with Tullock contests: A new perspective,” in *Proc. of IEEE Infocom 2015*, pp. 2515–2523.
- [15] A. Reiffers-Masson, Y. Hayel, and E. Altman, “Game theory approach for modelling competition over visibility in social networks,” in *Proc of Social Networking Workshop (in conjunction with COMSNETS)*, India, 2014.
- [16] E. Altman, P. Kumar, and A. Kumar, “Competition over timeline in social networks,” in *Proc. of Social Network Analysis in Applications Workshop (in conjunction with COMSNETS)*, Canada, 2013.
- [17] A. Reiffers-Masson, E. Altman, and Y. Hayel, “A time and space routing game model applied to visibility competition on online social networks,” in *Proc. of NetGCOOP 2014*, Italy, 2014.
- [18] E. Altman, “A stochastic game approach for competition over popularity in social networks,” in *INRIA Technical Report*, 2012, available at <http://hal.inria.fr/hal-00681959>.
- [19] —, “A semi-dynamic model for competition over popularity and over advertisement space in social networks,” in *Proc. of VALUETOOLS*, 2012, pp. 273–279.
- [20] K. Bimpikis, A. Ozdaglar, and E. Yildiz, “Competitive targeted advertising over networks,” *Operations Research*, vol. 64, no. 3, pp. 705–720, 2016.
- [21] I. Eyal and E. G. Sirer, “Majority is not enough: Bitcoin mining is vulnerable,” in *Proc. of Financial Cryptography and Data Security*, no. 436–454, 2014.
- [22] A. Vulimiri, G. Agha, P. Godfrey, and K. Lakshminarayanan, “How well can congestion pricing neutralize denial of service attacks?” in *Proc. of ACM Sigmetrics 2012*, London, 2012.
- [23] K. Wärneryd, “Information in conflicts,” *Journal of Economic Theory*, vol. 110, no. 1, pp. 121–136, 2003.
- [24] D. Rietzke and B. Roberson, “The robustness of “enemy-of-my-enemy-is-my-friend” alliances,” *Social Choice and Welfare*, pp. 1–20, 2013.
- [25] C. Beviá and L. C. Corchón, “Peace agreements without commitment,” *Games and Economic Behavior*, vol. 68, no. 2, pp. 469–487, 2010.
- [26] J. Rosen, “Existence and uniqueness of equilibrium points for concave n-person games,” *Econometrica*, vol. 33, no. 3, pp. 520–534, 1965.
- [27] G. Tullock, “The welfare cost of tariffs, monopolies and theft,” *Journal of Western Economics*, vol. 5, pp. 224–232, 1967.
- [28] —, “Efficient rent-seeking,” in *Toward a Theory of Rent-seeking Society*. Texas A&M University Press, 1980, pp. 97–112.
- [29] A. Krueger, “The political economy of rent-seeking society,” *American Economic Review*, vol. 64, pp. 291–303, 1974.
- [30] G. Becker, “A theory of competition among pressure groups for political influence,” *Quarterly Journal of Economics*, vol. 98, pp. 371–400, 1983.
- [31] L. Corchon and M. Dahm, “Foundations for contest success functions,” *Economic Theory*, vol. 43, pp. 81–98, 2010.
- [32] C. Wasser, “Incomplete information in rent-seeking contests,” *Economic Theory*, vol. 53, pp. 239–268, 2013.
- [33] J. Franke, C. Kanzow, W. Leininger, and A. Schwartz, “Effort maximization in asymmetric contest games with heterogeneous contestants,” *Economic Theory*, vol. 52, pp. 589–630, 2013.
- [34] L. Polishchuk and A. Tonis, “Endogenous contest success functions: A mechanism design approach,” *Economic Theory*, vol. 52, pp. 271–297, 2013.
- [35] F. Wu and L. Zhang, “Proportional response dynamics leads to market equilibrium,” in *Proc. of ACM STOC’07*, 2007, pp. 354–361.
- [36] M. Feldman, K. Lai, and L. Zhang, “A price-anticipating resource allocation mechanism for distributed shared clusters,” in *Proc. of ACM EC’05*, 2005, pp. 127–136.

APPENDIX: PROOFS

Proof of Theorem 2

When the utility functions are linear, the NE conditions are expressed as below:

$$\frac{v_i z_{-i}^*}{(z^*)^2} - 1 \begin{cases} = 0 & \text{if } x_i^* > 0 \\ \leq 0 & \text{if } x_i^* = 0 \end{cases} \quad \forall i \geq 1, \quad (31)$$

$$\theta \sum_{i=1}^N \frac{v_i x_i^*}{(z^*)^2} - 1 \begin{cases} = 0 & \text{if } x_0^* > 0 \\ \leq 0 & \text{if } x_0^* = 0. \end{cases} \quad (32)$$

We first show that if n out of N benign users participate in the NE, they must be $\mathcal{A}_1, \mathcal{A}_2, \dots, \mathcal{A}_n$. This is easy to prove by contradiction. Consider two benign users \mathcal{A}_i and \mathcal{A}_j with $v_i > v_j$, $x_i^* = 0$ and $x_j^* > 0$. The above NE conditions do not hold for such \mathcal{A}_i and \mathcal{A}_j . This property paves the way of searching the NE step-by-step.

i) When only n benign users participate in the NE, the NE conditions give rise to the following equation:

$$\begin{aligned} \theta &< \frac{(z^*)^2}{\sum_{i=1}^n v_i x_i^*} \\ &= \frac{n-1}{\sum_{j=1}^n v_j \sum_{j=1}^n 1/v_j - n(n-1)}. \end{aligned} \quad (33)$$

This inequality serves as the sufficient condition of excluding the misbehaving user at the NE. Summing equations in (31) for all $i \in [1, n]$, we obtain the total bid of all benign users and then compute each bid x_i^* by

$$\begin{cases} x_i^* = \left(\frac{\sum_{j=1}^n 1/v_j}{n-1} - \frac{1}{v_i} \right) \left(\frac{n-1}{\sum_{j=1}^n 1/v_j} \right)^2 \\ x_0^* = 0 \end{cases} \quad (34)$$

ii) When both \mathcal{A}_0 and n benign users participate in the NE, we sum the NE conditions of n benign users and that of \mathcal{A}_0 to compute z^* first, and then solve all x_i^* ,

$$\begin{cases} x_i^* = \left(\frac{n+1/\theta}{\sum_{j=1}^n v_j} - \frac{1}{v_i} \right) \left(\frac{\sum_{j=1}^n v_j}{n+1/\theta} \right)^2 \\ x_0^* = \frac{\sum_{j=1}^n v_j}{n+1/\theta} \left(\frac{\sum_{j=1}^n v_j \sum_{j=1}^n 1/v_j}{n+1/\theta} + 1 - n \right) \end{cases}; \quad (35)$$

iii) The NE conditions also require $x_i^* > 0$ for $1 \leq i \leq n$ at the NE. If we search from $n = N$, the NE will be found in no larger than N steps, which is very intuitive.

iv). When $x_0^* > 0$, the utility of benign users is given by

$$\mathcal{U} = \frac{\sum_{i=1}^n v_i}{n\theta + 1}$$

which is strictly decreasing with regard to θ . The net utility of benign users is expressed as

$$\mathcal{V} = \frac{(1-n\theta) \sum_{i=1}^n v_i}{n\theta + 1} + \sum_{i=1}^n \frac{1}{v_i} \frac{\theta^2 (\sum_{i=1}^n v_i)^2}{(1+n\theta)^2}. \quad (36)$$

Taking the derivative of \mathcal{V} over θ , we obtain

$$\frac{d\mathcal{V}}{d\theta} = \frac{2 \sum_{i=1}^n v_i (\sum_{i=1}^n \frac{1}{v_i} \sum_{i=1}^n v_i \theta - n(n\theta + 1))}{(n\theta + 1)^3}. \quad (37)$$

Given the condition of (34), the above derivative is below 0. Hence, the net utility of benign users is also a decreasing function of θ when \mathcal{A}_0 participates in the NE. ■

Proof of Theorem 3

i). The first item can be derived directly from the participation condition of the misbehaving user

$$\theta > \frac{n-1}{\sum_{i=1}^n v_i \sum_{i=1}^n 1/v_i - n(n-1)}. \quad (38)$$

The expression $\sum_{i=1}^n v_i \sum_{i=1}^n 1/v_i$ has the minimum value n^2 for $0 \leq v_i \leq 1$ $i = 1, \dots, N$. Thus, the participation threshold of the misbehaving user is equal to $\frac{n-1}{n}$, given n benign users send positive bids to the network operator. Since there has $\frac{n-1}{n} < \frac{N-1}{N}$, according to (9), x_0^* is always positive at the NE no matter how many benign users participate for $\theta > \frac{N-1}{N}$.

ii). For the second item, if $x_i^* > 0$ and $x_j^* > 0$, the NE conditions yield the following equality

$$\frac{(x_i^* - x_j^*)}{(\sum_{i=1}^N x_i^* + x_0^*)^2} = \frac{1}{v_j} - \frac{1}{v_i}. \quad (39)$$

If $v_i > v_j$, there must have $x_i^* > x_j^*$.

iii) For the last item, we prove it by contradiction. We assume $x_j^* = 0$ and $x_i^* > 0$ at the NE when the valuations of all the benign users are identical. Then the expression (6) gives rise to

$$\frac{1}{\sum_{i=1}^N x_i^* + x_0^*} \leq \frac{1}{v_j} \quad (40)$$

and

$$\frac{1}{\sum_{i=1}^N x_i^* + x_0^*} - \frac{x_i^*}{(\sum_{i=1}^N x_i^* + x_0^*)^2} = \frac{1}{v_i}. \quad (41)$$

Because v_i equals to v_j , it is easy to conclude

$$\frac{x_i^*}{(\sum_{i=1}^N x_i^* + x_0^*)^2} \leq 0, \quad (42)$$

which is not true. Thus, x_i^* must be positive for all the benign users at the NE. ■

Proof of Theorem 4

(1) **BI: (NE Utility over Maximum)**

We consider two cases at the NE separately, i.e. $x_0^* = 0$ and $x_0^* > 0$.

Case 1: $x_0^ = 0$.* When the misbehaving user does not participate at the NE, there are at least two benign users with positive bids. We assume that the top n benign users participate at the NE. Then, the minimum total utility is the result of the following problem:

$$\min \quad \mathcal{U}(\mathbf{d}^*) \quad (43)$$

$$\text{s.t.} \quad 0 \leq v_i \leq 1, \quad \forall i = 2 \dots, n. \quad (44)$$

When \mathcal{A}_0 does not participate, the NE conditions are expressed as

$$\frac{v_i}{\sum_{j=1}^n x_j^*} - \frac{v_i x_i^*}{(\sum_{j=1}^n x_j^*)^2} = 1, \quad \forall i = 2 \dots, n. \quad (45)$$

After some simple manipulations, there has

$$\sum_{i=1}^n x_j^* = \frac{n-1}{\sum_{j=1}^n 1/v_j}. \quad (46)$$

The utility of each \mathcal{A}_i is obtained by

$$v_i d_i^* = v_i - \sum_{j=1}^n x_j^* = v_i - \frac{n-1}{\sum_{j=1}^n 1/v_j}. \quad (47)$$

We next show that \mathcal{U} is a convex function over the vector of valuations $\{v_i\}_{i=2}^n$ and the minimum is obtained at the boundary of the feasible region. The Hessian matrix of \mathcal{U} is given by

$$\mathcal{H} = \frac{2n(n-1)}{(\sum_{i=1}^n 1/v_i)^3} \cdot \begin{bmatrix} \sum_{i=1, \neq 2}^n \frac{1}{v_i} & -\frac{v_2}{v_3^2} & \cdots & -\frac{v_2}{v_n^2} \\ -\frac{v_3}{v_2^2} & \sum_{i=1, \neq 3}^n \frac{1}{v_i} & \cdots & -\frac{v_3}{v_n^2} \\ \cdots & \cdots & \cdots & \cdots \\ -\frac{v_n}{v_2^2} & -\frac{v_n}{v_3^2} & \cdots & \sum_{i=1}^{n-1} \frac{1}{v_i} \end{bmatrix}.$$

Here, we omit the positive constant $\frac{2n(n-1)}{(\sum_{i=1}^n 1/v_i)^3}$ and denote the Hessian matrix as $\hat{\mathcal{H}}$. Define two matrices $\hat{\mathcal{H}}_1$ and $\hat{\mathcal{H}}_2$ as

$$\hat{\mathcal{H}}_1 = \mathbf{Diag}(\sum_{i=1}^n \frac{1}{v_i}), \quad \hat{\mathcal{H}}_2 = \begin{bmatrix} \frac{v_2}{v_2^2} & \frac{v_2}{v_3^2} & \cdots & \frac{v_2}{v_n^2} \\ \frac{v_3}{v_2^2} & \frac{v_3}{v_3^2} & \cdots & \frac{v_3}{v_n^2} \\ \cdots & \cdots & \cdots & \cdots \\ \frac{v_n}{v_2^2} & \frac{v_n}{v_3^2} & \cdots & \frac{v_n}{v_n^2} \end{bmatrix}$$

where $\hat{\mathcal{H}} = \hat{\mathcal{H}}_1 - \hat{\mathcal{H}}_2$. $\hat{\mathcal{H}}_1$ is a full-rank diagonal matrix whose diagonal elements are the same, while the rank of $\hat{\mathcal{H}}_2$ is only 1. Thus, the matrix $\hat{\mathcal{H}}$ has $m-1$ identical eigenvalue which is $\sum_{i=1}^n \frac{1}{v_i}$. The last unknown eigenvalue is computed as $\frac{1}{v_1}$ and we validate it as the following. Define a new matrix as $\hat{\mathcal{H}}_3$ that has

$$\begin{aligned} \hat{\mathcal{H}}_3 &= \hat{\mathcal{H}} - \mathbf{Diag}(\frac{1}{v_1}) \\ &= \begin{bmatrix} \sum_{i=3}^n \frac{1}{v_i} & -\frac{v_2}{v_3^2} & \cdots & -\frac{v_2}{v_n^2} \\ -\frac{v_3}{v_2^2} & \sum_{i=2, \neq 3}^n \frac{1}{v_i} & \cdots & -\frac{v_3}{v_n^2} \\ \cdots & \cdots & \cdots & \cdots \\ -\frac{v_n}{v_2^2} & -\frac{v_n}{v_3^2} & \cdots & \sum_{i=2}^{n-1} \frac{1}{v_i} \end{bmatrix}. \end{aligned}$$

For each column j ($j \geq 2$), we multiply it by $\frac{v_{j+1}}{v_2}$ and add to column 1. Then, column 1 becomes a zero vector, which validates the existence of an eigenvalue to be $\frac{1}{v_1}$. All the eigenvalues of the Hessian matrix \mathcal{H} are positive which means that \mathcal{H} is strictly positive definite. Hence, \mathcal{U} is a convex function so that it is maximized at the point $v_i = 1$ for $1 \leq i \leq n$ and the maximum value is 1 (i.e. $\mathcal{U}_{max} = 1$).

Because \mathcal{U} is strictly convex over the set of valuations $\{v_i\}_{i=2}^n$, the minimum utility \mathcal{U} is chosen at the point that has $\frac{\partial \mathcal{U}}{\partial v_i} = 0$ for all $2 \leq i \leq n$ if they exist. By letting the first-order derivatives be 0, we obtain the optimal valuation v_i^* by

$$v_i^* = \sqrt{n(n-1)} - (n-1), \quad 2 \leq i \leq n. \quad (48)$$

Submitting Eq.(48) to (47), we obtain the lowest total utility of benign users by

$$\mathcal{U}(\mathbf{d}^*) = 1 - (n-1)(\sqrt{n} - \sqrt{n-1})^2. \quad (49)$$

To find the monotonicity between \mathcal{U} and n , we assume that n is a continuous variable. We take the derivative of \mathcal{U} over n and obtain

$$\begin{aligned} \frac{d\mathcal{U}}{dn} &= 3\sqrt{n(n-1)} - 3(n-1) - n + (n-1)\sqrt{\frac{n-1}{n}} \\ &= \frac{1}{\sqrt{n}}(\sqrt{n-1} - \sqrt{n})^3 < 0. \end{aligned} \quad (50)$$

Given N benign users competing for the resources, the minimum total utility is obtained by

$$\mathcal{U}_{mat} \geq 1 - (N-1)(\sqrt{N} - \sqrt{N-1})^2. \quad (51)$$

The total bid of the benign users at this NE is computed as

$$\sum_{i=1}^N x_i^* = \frac{N-1}{\sum_{j=1}^N 1/v_j} = \frac{N-1}{\sqrt{N(N-1)} + N}. \quad (52)$$

Since the misbehaving user does not participate, the following inequality holds

$$\theta \leq \frac{\sum_{i=1}^N x_i^*}{\mathcal{U}(N)} = \frac{\frac{N-1}{\sqrt{N(N-1)} + N}}{1 - (N-1)(\sqrt{N} - \sqrt{N-1})^2} \quad (53)$$

according to the NE conditions in (7). As N approaches infinity, the asymptotic total utility is given by

$$\begin{aligned} \lim_{N \rightarrow \infty} \mathcal{U}(\mathbf{d}^*) &= 1 - \lim_{N \rightarrow \infty} (N-1)(\sqrt{N} - \sqrt{N-1})^2 \\ &= 1 - \lim_{N \rightarrow \infty} \frac{N-1}{(\sqrt{N} + \sqrt{N-1})^2} \\ &= 3/4. \end{aligned} \quad (54)$$

Case 2: $x_0^* > 0$. The NE conditions result in the following equations

$$\begin{aligned} \frac{v_i}{\sum_{j=0}^n x_j^*} - \frac{v_i x_i^*}{(\sum_{j=0}^n x_j^*)^2} &= 1, \quad \forall i = 1, \dots, n, \quad (55) \\ \frac{\sum_{j=1}^n v_j x_j^*}{(\sum_{j=0}^n x_j^*)^2} &= \frac{1}{\theta}. \end{aligned} \quad (56)$$

Summing the above equations together, we have

$$\sum_{j=0}^n x_j^* = \frac{\theta \sum_{j=1}^n v_j}{n\theta + 1} \quad (57)$$

and

$$\mathcal{U}(\mathbf{d}^*) = \frac{\sum_{j=1}^n v_j}{n\theta + 1}. \quad (58)$$

Denote by \underline{v} the minimum valuation of \mathcal{A}_2 until \mathcal{A}_n . Here, \underline{v} must guarantee that each of these users pays a non-zero bid at the NE. Thus, the worst total utility of benign users is expressed as

$$\mathcal{U}(\mathbf{d}^*) = \frac{1 + (n-1)\underline{v}}{n\theta + 1}. \quad (59)$$

The NE condition in (7) requires

$$\underline{v}(n+1/\theta) \geq 1 + (n-1)\underline{v}. \quad (60)$$

The above inequality gives rise to

$$\underline{v} \geq \theta/(1+\theta). \quad (61)$$

Submitting inequality (61) to (59), we obtain

$$\mathcal{U}_{mal} \geq \frac{1}{1+\theta}. \quad (62)$$

The set of valuations $\{v_i\}_{i=2}^N$ to minimize \mathcal{U} are not unique. For instance, \mathcal{U} is minimized in the scenario where only two players, \mathcal{A}_0 and \mathcal{A}_1 , participate in the competition at the NE, while the valuations of other benign users can be chosen below \underline{v} arbitrarily.

Combing the lower bounds in both cases, we can conclude that the utility is lower bounded by

$$\mathcal{U}_{mal} \geq \{1-(N-1)(\sqrt{N}-\sqrt{N-1})^2, (1+\theta)^{-1}\}$$

where the crosspoint is taken at

$$\theta = \left(\left(\sqrt{\frac{N}{N-1}} + 1 \right)^2 - 1 \right)^{-1}.$$

(2) **B2: (NE Utility With/Without Misbehaving User)**

This theorem compares the NEs of two games, \mathbf{G}_A and \mathbf{G}_B : the first one excludes the misbehaving user, while the second one considers the possible participation of the misbehaving user. We suppose that the participation of n_A benign users at the NE in the former and the participation of n_B benign users at the NE in the latter, given the set of valuations $\{v_i\}_{i=1}^N$. In these two games, n_A and n_B might not be the same. We prove this theorem via four steps.

Step 1: Proving $n_A \geq n_B$. When the misbehaving user participates, the number of benign users that pay non-negative bids may decrease. This step can be easily proved by contradiction from the NE conditions.

Step 2: Approximating the ratio of two utilities. The ratio $\frac{\mathcal{U}_{mal}}{\mathcal{U}_{nom}}$ is computed by

$$\frac{\mathcal{U}_{mal}}{\mathcal{U}_{nom}} = \frac{\sum_{i=1}^{n_B} v_i}{1+n_B\theta} \cdot \left(\sum_{i=1}^{n_A} v_i - \frac{n_A(n_A-1)}{\sum_{i=1}^{n_A} 1/v_i} \right)^{-1}. \quad (63)$$

According to the NE conditions of the game \mathbf{G}_B , since there are n_B benign users participating in the competition, we have

$$\frac{\sum_{i=1}^{n_B} v_i}{\sum_{i=1}^{n_B} x_i^*} = n_B + \frac{1}{\theta} \quad \text{and} \quad x_i^* = 0 \quad \forall i > n_B. \quad (64)$$

For any n with $n > n_B$, the following inequality holds

$$\frac{v_n}{\sum_{i=1}^n x_i^*} = \frac{v_n}{\sum_{i=1}^{n_B} x_i^*} \leq 1 \quad (65)$$

due to $x_i^* = 0$. Hence, for n_A and n_B with $n_A \geq n_B$, we obtain

$$\begin{aligned} \frac{\sum_{i=1}^{n_A} v_i}{\sum_{i=1}^{n_A} x_i^*} &= \frac{\sum_{i=1}^{n_A} v_i}{\sum_{i=1}^{n_B} x_i^*} = \frac{\sum_{i=1}^{n_B} v_i}{\sum_{i=1}^{n_B} x_i^*} + \frac{\sum_{i=n_B+1}^{n_A} v_i}{\sum_{i=1}^{n_B} x_i^*} \\ &\leq n_B + \frac{1}{\theta} + (n_A - n_B) = n_A + \frac{1}{\theta} \end{aligned} \quad (66)$$

which implies

$$\frac{\sum_{i=1}^{n_A} v_i}{n_A + \frac{1}{\theta}} \leq \frac{\sum_{i=1}^{n_B} v_i}{n_B + \frac{1}{\theta}}. \quad (67)$$

Submitting (67) to (63), we derive the approximated lower bound by

$$\frac{\mathcal{U}_{mal}}{\mathcal{U}_{nom}} \geq \frac{\sum_{i=1}^{n_A} v_i}{1+n_A\theta} \cdot \left(\sum_{i=1}^{n_A} v_i - \frac{n_A(n_A-1)}{\sum_{i=1}^{n_A} 1/v_i} \right)^{-1}. \quad (68)$$

Note that the NE of the game \mathbf{G}_A must involve two benign users. Eq.(68) serves as a lower bound for $n_A \geq 2$. When only \mathcal{A}_1 participates in the NE of the game \mathbf{G}_B , the utility of \mathcal{A}_1 is given by $\mathcal{U}_{mal} = \frac{1}{1+\theta}$. The total utility of benign users at the NE of the game \mathbf{G}_A is no larger than 1. In this scenario, Eq.(68) still holds at $n_A = 1$. Therefore, Eq.(68) captures the lower bound of $\frac{\mathcal{U}_{mal}}{\mathcal{U}_{nom}}$ for any $n_A \in [1, N]$. We drop all the subscripts and obtain

$$\frac{\mathcal{U}_{mal}}{\mathcal{U}_{nom}} \geq \frac{\sum_{i=1}^n v_i \sum_{i=1}^n 1/v_i}{\sum_{i=1}^n v_i \sum_{i=1}^n 1/v_i - n(n-1)} \cdot \frac{1}{1+n\theta}, \quad 1 \leq n \leq N. \quad (69)$$

We let Δ denote the expression $\sum_{i=1}^n v_i \sum_{i=1}^n \frac{1}{v_i}$. The derivative of the right-hand of Eq.(69) over Δ yields

$$\frac{-n(n-1)}{(\Delta - n(n-1))^2} \cdot \frac{1}{1+n\theta} \leq 0 \quad (70)$$

where the equality holds only with $n = 1$. Therefore, the lower bound of $\frac{\mathcal{U}_{mal}}{\mathcal{U}_{nom}}$ satisfies

$$\frac{\mathcal{U}_{mal}}{\mathcal{U}_{nom}} \geq \frac{\max \Delta}{\max \Delta - n(n-1)} \cdot \frac{1}{1+n\theta}. \quad (71)$$

Step 3: Finding the maximum of the expression $\sum_{i=1}^n v_i \sum_{i=1}^n \frac{1}{v_i}$.

To solve $\max \Delta$, we first analyze its first-order derivatives over each v_i for $1 \leq i \leq n$. Since v_n is no larger than any other v_i , there exists

$$\frac{d\Delta}{dv_n} = \sum_{i=1}^n \frac{1}{v_i} - \frac{1}{v_n^2} \sum_{i=1}^n v_i = \sum_{i=1}^n \frac{v_n^2 - v_i^2}{v_i v_n^2} \leq 0. \quad (72)$$

The equality holds only when all v_n are the same. Hence, Δ is a decreasing function of v_n . The maximum Δ is obtained at the point that v_n reduces to its minimum value. When v_n further decreases, \mathcal{A}_n will not participate in the competition. For ease of notation, we denote \underline{v} as the minimum value for v_n .

We next analyze the optimal selection of v_i for $2 \leq i \leq (n-1)$. By taking the first and the second-order derivatives, we obtain the following equations

$$\frac{d\Delta}{dv_i} = \sum_{j=1}^n \frac{1}{v_j} - \frac{1}{v_i^2} \sum_{j=1}^n v_j, \quad (73)$$

$$\frac{d^2\Delta}{dv_i^2} = \frac{2}{v_i^3} \sum_{j=1, j \neq i}^n v_j > 0 \quad (74)$$

for all $2 \leq i \leq (n-1)$. By letting $\frac{d\Delta}{dv_i} = 0$, we can obtain a set of $\{v_i\}_{i=2}^n$ to reach the extremum of Δ . However, their second-order derivatives are strictly positive. This means that the maximum of Δ is not reached at these $\{v_i\}_{i=2}^n$, but at the boundaries, i.e. $v_i = 1$ or $v_i = \underline{v}$ for all $2 \leq i \leq (n-1)$.

We suppose $v_i = 1$ for $1 \leq i \leq k$ and $v_i = \underline{v}$ for $k+1 \leq i \leq n$. Then, there yields

$$\begin{aligned} \Delta &= (k + (n-k)\underline{v})(k + \frac{n-k}{\underline{v}}) \\ &= k^2 + (n-k)^2 + k(n-k)(\underline{v} + \frac{1}{\underline{v}}) \\ &= n^2 + k(n-k)(\underline{v} + \frac{1}{\underline{v}} - 2) \\ &= n^2 + k(n-k)(\sqrt{\underline{v}} - \sqrt{\frac{1}{\underline{v}}})^2 \\ &= n^2 + (\frac{n^2}{4} - (\frac{n}{2} - k)^2)(\sqrt{\underline{v}} - \sqrt{\frac{1}{\underline{v}}})^2. \end{aligned} \quad (75)$$

Given n and $\sqrt{\underline{v}}$, we find that the maximum Δ is obtained at $k = \frac{n}{2}$ if n is an even number, and is obtained at $k = \lceil \frac{n}{2} \rceil$ or $k = \lfloor \frac{n}{2} \rfloor$ if n is an odd number. Although $k = \lceil \frac{n}{2} \rceil$ and $k = \lfloor \frac{n}{2} \rfloor$ give rise to the same Δ for fixed \underline{v} , these two scenarios correspond to different \underline{v} at the NE. In what follows, we examine the choice of \underline{v} from the NE conditions.

Case i): n is an even number. Here, \underline{v} is reached at the boundary that \mathcal{A}_n pays an arbitrarily small amount, i.e. x_n^* is infinitely approaching 0. The NE conditions result in the following equations

$$\frac{\sum_{i=1}^n v_i}{\sum_{i=1}^n x_i^*} = n + \frac{1}{\theta} \quad \text{and} \quad \frac{v_n}{\sum_{i=1}^n x_i^*} = \frac{v_n}{\sum_{i=1}^n x_i^*} = 1. \quad (76)$$

The above equations solve \underline{v} by

$$\underline{v} = \frac{n\theta}{n\theta + 2} \quad (77)$$

The maximum Δ is thus computed as

$$\begin{aligned} \max_{\text{even}} \Delta &= \frac{n^2}{4}(1 + \underline{v})(1 + \frac{1}{\underline{v}}) \\ &= n^2 + \frac{n}{\theta} - \frac{n^2}{n\theta + 2} - \frac{n}{n\theta^2 + 2\theta}. \end{aligned} \quad (78)$$

Case ii): n is an odd number and $k = \lfloor \frac{n}{2} \rfloor$. Eq.(76) gives rise to

$$\lfloor \frac{n}{2} \rfloor + \lceil \frac{n}{2} \rceil \underline{v} = (n + \frac{1}{\theta})\underline{v}. \quad (79)$$

Hence, \underline{v} is given by

$$\underline{v} = \frac{\lfloor \frac{n}{2} \rfloor}{\lfloor \frac{n}{2} \rfloor + \frac{1}{\theta}}. \quad (80)$$

Case iii): n is an odd number and $k = \lceil \frac{n}{2} \rceil$. Following the same technique, we have

$$\underline{v} = \frac{\lceil \frac{n}{2} \rceil}{\lceil \frac{n}{2} \rceil + \frac{1}{\theta}} > \frac{\lfloor \frac{n}{2} \rfloor}{\lfloor \frac{n}{2} \rfloor + \frac{1}{\theta}}. \quad (81)$$

Obviously, Δ is a decreasing function of \underline{v} according to Eq.(75). Therefore, we only consider Case i) and Case ii) to compute the lower bound of $\frac{\mathcal{U}_{mal}}{\mathcal{U}_{nom}}$. The maximum Δ at the case of odd n is given by

$$\begin{aligned} \max_{\text{odd}} \Delta &= (\lfloor \frac{n}{2} \rfloor + \lceil \frac{n}{2} \rceil \underline{v})(\lfloor \frac{n}{2} \rfloor + \lceil \frac{n}{2} \rceil \frac{1}{\underline{v}}) \\ &= n^2 + \frac{n(n+1)}{\theta(n-1)} - \frac{n(n+1)}{\theta(n-1)+2} - \frac{(n+1)^2}{\theta^2(n-1)^2 + 2\theta(n-1)} \end{aligned} \quad (82)$$

Step 4: Analyzing the lower bound of $\frac{\mathcal{U}_{mal}}{\mathcal{U}_{nom}}$.

We consider the two cases with regard to n in Step 3 separately.

Case i): n is an even number. Submitting Eq.(78) to Eq.(71), we obtain the following inequality

$$\frac{\mathcal{U}_{mal}}{\mathcal{U}_{nom}} \geq \frac{1 + n\theta}{1 + 2\theta + n\theta^2}. \quad (83)$$

Then, there exists

$$\frac{\mathcal{U}_{mal}}{\mathcal{U}_{nom}} - \frac{1}{1 + \theta} \geq \frac{(n-1)\theta}{(1 + 2\theta + n\theta^2)(1 + \theta)} > 0 \quad (84)$$

where n is no less than 2. Hence, the lower bound of $\frac{\mathcal{U}_{mal}}{\mathcal{U}_{nom}}$ is expressed as

$$\frac{\mathcal{U}_{mal}}{\mathcal{U}_{nom}} > \frac{1}{1 + \theta}. \quad (85)$$

Case ii): n is an odd number and $k = \lfloor \frac{n}{2} \rfloor$. Submitting Eq.(80) to Eq.(71), the lower bound of $\frac{\mathcal{U}_{mal}}{\mathcal{U}_{nom}}$ is given by

$$\frac{\mathcal{U}_{mal}}{\mathcal{U}_{nom}} \geq \frac{n(n-1)\theta + (n+1)}{(n+1) + n(n-1)\theta^2 + 2\theta n}. \quad (86)$$

Then, we derive the following inequality

$$\frac{\mathcal{U}_{mal}}{\mathcal{U}_{nom}} - \frac{1}{1 + \theta} \geq \frac{\theta(n-1)^2}{((n+1) + n(n-1)\theta^2 + 2\theta n)(1 + \theta)} \geq 0. \quad (87)$$

Therefore, the lower bound of $\frac{\mathcal{U}_{mal}}{\mathcal{U}_{nom}}$ is formally given by

$$\frac{\mathcal{U}_{mal}}{\mathcal{U}_{nom}} \geq \frac{1}{1 + \theta} \quad (88)$$

where it is tight for $n = 1$.

(3) **B3: (NE Net Utility over Maximum)**

First of all, the social optimal net utility \mathcal{V}_{max} approaches 1 asymptotically since \mathcal{U}_{max} is 1. We suppose $x_i^* > 0$ for $1 \leq i \leq n$ and $x_i^* = 0$ for $n+1 \leq i \leq N$ at the NE. Similar to the preceding proof, two cases, $x_0^* = 0$ and $x_0^* > 0$, are considered.

Case 1: $x_0^* = 0$. The total net utility of benign users is obtained by

$$\mathcal{V}(\mathbf{d}^*) = \sum_{i=1}^n v_i - \frac{n^2 - 1}{\sum_{i=1}^n 1/v_i}. \quad (89)$$

As proved before, $\mathcal{U}(\mathbf{d}^*)$ is a strictly convex function over the set of valuations $\{v_i\}_{i=2}^n$, so is $\mathcal{V}(\mathbf{d}^*)$. Hence, $\mathcal{V}(\mathbf{d}^*)$ is minimized at its unique interior point if it exists at the feasible region. We differentiate $\mathcal{V}(\mathbf{d}^*)$ over v_i ($2 \leq i \leq n$) and obtain

$$\frac{\partial \mathcal{V}}{\partial v_i} = 1 - \frac{n^2 - 1}{(\sum_{j=1}^n 1/v_j)^2} \cdot \frac{1}{v_i^2}, \quad 2 \leq i \leq n. \quad (90)$$

If there exists a feasible solution to $\frac{\partial \mathcal{U}}{\partial v_i} = 0$ for all $2 \leq i \leq n$, it minimizes $\mathcal{V}(\mathbf{d}^*)$ with the participation of n benign users. Due to the symmetric property of Eq.(90), all v_i ($2 \leq i \leq n$) are the same when minimizing $\mathcal{V}(\mathbf{d}^*)$. Hence, we can easily obtain

$$v_a = v_i = \sqrt{n^2 - 1} - (n - 1), \quad \forall 2 \leq i \leq n. \quad (91)$$

Submitting Eq.(91) to (89), we obtain

$$\mathcal{V}(\mathbf{d}^*) = 1 + \frac{(n-1)(\sqrt{n^2-1} - (n+1))}{1 + \frac{1}{2}(\sqrt{n^2-1} + (n-1))}. \quad (92)$$

The total amount of bids generated by benign users at the NE is computed as

$$\sum_{i=1}^n x_i^* = \frac{n-1}{\sum_{j=1}^n 1/v_j} = \frac{n-1}{1 + \frac{1}{2}(\sqrt{n^2-1} + (n-1))}. \quad (93)$$

To enforce $x_0^* = 0$ at this NE, the willingness factor θ should satisfy

$$\theta < \frac{(1 + (n-1)v_a)(1 + (n-1)/v_a) - n}{n-1} \quad (94)$$

according to the expression (7). We next compare $\mathcal{V}(\mathbf{d}^*)$ for different $n \in [2, N]$. Suppose that n is a continuous variable. We differentiate $\mathcal{V}(\mathbf{d}^*)$ over n and get $\frac{d\mathcal{V}(\mathbf{d}^*)}{dn} < 0$. Therefore, the worst total net utility of benign users is obtained when all of them participate at the NE. The minimum total net utility is given by

$$\mathcal{V}_{mal} \geq 1 + \frac{(N-1)(\sqrt{N^2-1} - (N+1))}{1 + \frac{1}{2}(\sqrt{N^2-1} + (N-1))}. \quad (95)$$

Case 2: $x_0^* > 0$. The total net utility of benign users is expressed in the following equation

$$\begin{aligned} \mathcal{V}(\mathbf{d}^*) &= \mathcal{U}(\mathbf{d}^*) - \sum_{i=1}^n x_i^* \\ &= \frac{1-n\theta}{1+n\theta} \sum_{i=1}^n v_i + \left(\sum_{i=1}^n \frac{1}{v_i} \right) \frac{(\theta \sum_{i=1}^n v_i)^2}{(n\theta+1)^2}. \end{aligned} \quad (96)$$

We differentiate $\mathcal{V}(\mathbf{d}^*)$ over v_i and obtain

$$\frac{d\mathcal{V}}{dv_i} = \frac{1-n\theta}{1+n\theta} + \left(\frac{\theta}{1+n\theta} \right)^2 \left(\frac{-1}{v_i^2} \left(\sum_{j=1}^n v_j \right)^2 + \sum_{j=1}^n \frac{2}{v_j} \sum_{j=1}^n v_j \right) \quad (97)$$

and

$$\frac{d^2\mathcal{V}}{dv_i^2} = \left(\frac{\theta}{1+n\theta} \right)^2 \frac{2}{v_i} \left(\left(\frac{\sum_{j=1}^n v_j}{v_i} - 1 \right)^2 + \sum_{j=1, j \neq i}^n \frac{1}{v_j} \right) > 0. \quad (98)$$

From Eqs.(97) and (98), there exists a unique interior point to minimize $\mathcal{V}(\mathbf{d}^*)$ that satisfies $0 \leq v_i \leq 1$ for all $i = 2, \dots, n$. Due to the symmetric property, there have $v_i^* = v_j^*$ for any i and j , $2 \leq i, j \leq n$. Hence, we denote by $v_b^{(n)}$ the identical valuation of the benign users except \mathcal{A}_1 at this interior point. By letting the derivative $\frac{d\mathcal{V}}{dv_i}$ be 0, we obtain the following equation

$$2(n-1)v^3 + (3-2n+\theta^2)v^2 - 1 = 0 \quad (99)$$

where $v_b^{(n)}$ is the feasible solution. Note that the minimum might take values at the boundary if the interior point is outside of the feasible region. Thus, we need to examine the possible scenarios where the valuations of some benign users are chosen at the boundary. i) $v_i^* = 1$ and $0 < v_j^* < 1$ for $2 \leq i, j \leq n$. We will show that this scenario does not happen. For any v_j^* with $0 < v_j^* < 1$, there exists $\frac{d\mathcal{V}}{dv_j}|_{v_j=v_j^*} = 0$. Thus, there must have $\frac{d\mathcal{V}}{dv_i}|_{v_i=1} > 0$. This means that any local minimum cannot contain $v_i^* = 1$ for $2 \leq i \leq n$.

ii) $v_i^* = 0$ and $0 < v_j^* < 1$ for $2 \leq i, j \leq n$. In this scenario, \mathcal{A}_i does not send messages. It is equivalent to the situation that $n-1$ benign users participate in the competition. Thus, the interior point leads to the minimum $\mathcal{V}(\mathbf{d}^*)$ for fixed n .

The interior point results in the minimum \mathcal{V} given that the top n benign users send messages with positive rates at the NE. However, it might not lead to the global minimum, i.e. the minimum for each $n \in [1, N]$. We need to compare the minimum $\mathcal{V}(\mathbf{d}^*)$ for each different n . Naturally, the minimum $\mathcal{V}(\mathbf{d}^*)$ is any n is formally given by

$$\mathcal{V}_{mal} \geq \frac{(1-n\theta)(1+(n-1)v_b^{(n)})}{1+n\theta} + (1 + \frac{n-1}{v_b^{(n)}}) \left(\frac{\theta(1+(n-1)v_b^{(n)})}{1+n\theta} \right)^2, \quad n = 1, \dots, (100)$$

where $v_b^{(n)}$ is the solution to Eq.(99) in $(0, 1)$. Therefore, the lower bound of $\frac{\mathcal{V}_{mal}}{\mathcal{V}_{max}}$ is the minimum of Eq.(95) and Eq.(100).

When θ is large, the positive root of Eq.(99) approaches to 1. Then, the inequality (100) degenerates to

$$\mathcal{V}_{mal} \geq \frac{n}{(1+\theta n)^2}, \quad n = 1, \dots, N. \quad (101)$$

We take the derivative of the righthand over n and find that the expression $\frac{n}{(1+\theta n)^2}$ is strictly decreasing with θ and n if $\theta \times n$ is greater than 1. Hence, when θ and n are sufficiently large, Eq.(100) is approximated by

$$\mathcal{V}_{mal} \geq \frac{N}{(1+\theta N)^2}. \quad (102)$$

The inequalities (95) and (102) yield the following approximated lower bound

$$\frac{\mathcal{V}_{mal}}{\mathcal{V}_{max}} \geq \min\left\{ \frac{1}{N}, \frac{N}{(1+\theta N)^2} \right\}. \quad (103)$$

(4) **B4:** (NE Net Utility With/Without Misbehaving User)

Consider two games, \mathbf{G}_A and \mathbf{G}_B : the former excludes the misbehaving user, the latter considers the possible participation of the misbehaving user. Suppose that n_A benign users participate in \mathbf{G}_A at the NE and n_B participate in \mathbf{G}_B at the NE. It is easy to prove by contradiction to show $n_A \geq n_B$.

Knowing from the proof of lower bound of **B3**, we have

$$\mathcal{V}_{nom} = \sum_{i=1}^{n_A} v_i - \frac{n_A^2 - 1}{\sum_{i=1}^{n_A} 1/v_i} \quad (104)$$

for the game \mathbf{G}_A . For the game \mathbf{G}_B , there exist

$$\mathcal{V}_{mal} = \frac{1-n_B\theta}{1+n_B\theta} \sum_{i=1}^{n_B} v_i + \left(\sum_{i=1}^{n_B} \frac{1}{v_i} \right) \frac{(\theta \sum_{i=1}^{n_B} v_i)^2}{(n_B\theta+1)^2} \quad (105)$$

if the misbehaving user participates at the NE, and $\mathcal{V}_{mal} = \mathcal{V}_{nom}$ if it does not participate at the NE. We then prove this theorem via three steps.

Step 1: Proving that $\sum_{i=1}^n v_i - \frac{n^2-1}{\sum_{i=1}^n 1/v_i}$ decreases w.r.t. n ($2 \leq n \leq n_A$).

According to the NE conditions, there must have

$$v_n \geq \frac{n-2}{\sum_{j=1}^{n-1} 1/v_j}, \quad \forall 2 \leq n \leq n_A. \quad (106)$$

Otherwise, the number of benign users participating at the NE will be less than n_A .

Denote by $\Phi(n) = \sum_{i=1}^n v_i - \frac{n^2-1}{\sum_{i=1}^n 1/v_i}$. We prove by induction that $\Phi(n)$ decreases w.r.t. n ($2 \leq n \leq n_A$).

i) For $n = 2$, there have $\Phi(1) = 1$ and $\Phi(2) = 1 + v_2 - \frac{3v_2}{1+v_2}$. We subtract $\Phi(2)$ from $\Phi(1)$ and obtain

$$\Phi(1) - \Phi(2) = \frac{3}{1+v_2} - v_2 = \frac{1 - (1-v_2)^2}{1+v_2} > 0.$$

ii) we assume $\Phi(n-1) > \Phi(n)$ for $n = k$ ($2 \leq k \leq n_A - 1$). We expand the expression of $\Phi(k)$ and $\Phi(k-1)$ and obtain

$$\begin{aligned} & \Phi(k) - \Phi(k-1) \\ &= \sum_{i=1}^k v_i - \frac{k^2-1}{\sum_{i=1}^k 1/v_i} - \sum_{i=1}^{k-1} v_i + \frac{(k-1)^2-1}{\sum_{i=1}^{k-1} 1/v_i} \\ &= v_k - \frac{k^2-1}{\sum_{i=1}^k 1/v_i} + \frac{(k-1)^2-1}{\sum_{i=1}^{k-1} 1/v_i} \\ &= \frac{v_k \sum_{i=1}^k \frac{1}{v_i} \sum_{i=1}^{k-1} \frac{1}{v_i} + ((k-1)^2-1) \sum_{i=1}^k \frac{1}{v_i}}{\sum_{i=1}^k \frac{1}{v_i} \sum_{i=1}^{k-1} \frac{1}{v_i}} \\ &\quad - \frac{(k^2-1) \sum_{i=1}^{k-1} \frac{1}{v_i}}{\sum_{i=1}^k \frac{1}{v_i} \sum_{i=1}^{k-1} \frac{1}{v_i}} \\ &= \frac{v_k (\sum_{i=1}^{k-1} \frac{1}{v_i})^2 + (2-2k) \sum_{i=1}^{k-1} \frac{1}{v_i} + \frac{(k^2-2k)}{v_k}}{\sum_{i=1}^k \frac{1}{v_i} \sum_{i=1}^{k-1} \frac{1}{v_i}} \quad \triangleleft 107 \end{aligned}$$

iii) For $n = k+1$, we subtract $\Phi(k)$ from $\Phi(k+1)$. There has

$$\begin{aligned} & \Phi(k+1) - \Phi(k) \\ &= \frac{v_{k+1} (\sum_{i=1}^k \frac{1}{v_i})^2 - 2k \sum_{i=1}^k \frac{1}{v_i} + \frac{(k^2-1)}{v_{k+1}}}{\sum_{i=1}^{k+1} \frac{1}{v_i} \sum_{i=1}^k \frac{1}{v_i}} \\ &= \frac{v_{k+1} (\sum_{i=1}^{k-1} \frac{1}{v_i})^2 + (2-2k) \sum_{i=1}^{k-1} \frac{1}{v_i} + \frac{(k^2-2k)}{v_{k+1}}}{\sum_{i=1}^{k+1} \frac{1}{v_i} \sum_{i=1}^k \frac{1}{v_i}} \quad \triangleleft 108 \end{aligned}$$

The denominator of Eq.(108) can be easily shown to be strictly convex on v_{k+1} . When v_k takes the value $\frac{k-1}{\sum_{j=1}^k 1/v_j}$, there has $\Phi(k) - \Phi(k-1) = 0$. When v_{k+1} takes the value v_k , the denominator equals to that of Eq.(107), which is less than 0. Therefore, we can conclude $\Phi(n) \leq \Phi(n-1)$ for all $2 \leq n \leq n_A$.

Step 2: Approximating the ratio of two net utilities. The ratio $\frac{\mathcal{V}_{mal}}{\mathcal{V}_{nom}}$ can be lower bounded by

$$\frac{\mathcal{V}_{mal}}{\mathcal{V}_{nom}} \geq \frac{\frac{1-n_B\theta}{1+n_B\theta} \sum_{i=1}^{n_B} v_i + (\sum_{i=1}^{n_B} \frac{1}{v_i}) \frac{(\theta \sum_{i=1}^{n_B} v_i)^2}{(n_B\theta+1)^2}}{\sum_{i=1}^{n_B} v_i - \frac{n_B^2-1}{\sum_{i=1}^{n_B} 1/v_i}} \quad (109)$$

for $n_B \geq 2$ due to the analysis in *Step 1*. For the special case $n_B = 1$, the denominator is 1, the maximum achievable total net utility. Therefore, the lower bound of $\frac{\mathcal{V}_{mal}}{\mathcal{V}_{nom}}$ can be expressed as Eq.(109) for $n_B \geq 1$. For the sake of convenience, we omit the subscript in the variable n_B .

Step 3: Computing the lower bound of $\frac{\mathcal{V}_{mal}}{\mathcal{V}_{nom}}$. Let Δ be $\sum_{i=1}^n v_i \sum_{i=1}^n 1/v_i$. The lower bound can be simplified as

$$\frac{\mathcal{V}_{mal}}{\mathcal{V}_{nom}} \geq \frac{1}{(1+n\theta)^2} \frac{(1-n^2\theta^2)\Delta + \theta^2\Delta^2}{\Delta - (n^2-1)}. \quad (110)$$

We differentiate the right-hand expression of Eq.(110) over Δ and find that the derivative is positive. This means that the minimum of the right-hand expression is obtained when Δ is minimized. Since the minimum Δ is n^2 obtained at $v_i = 1$ for all $1 \leq i \leq n$, the lower bound of the ratio $\frac{\mathcal{V}_{mal}}{\mathcal{V}_{nom}}$ is

$$\frac{\mathcal{V}_{mal}}{\mathcal{V}_{nom}} \geq \frac{n^2}{(1+n\theta)^2}. \quad (111)$$

The expression $\frac{n^2}{(1+n\theta)^2}$ is strictly increasing w.r.t. n . We finally conclude the worst case of the ratio as

$$\frac{\mathcal{V}_{mal}}{\mathcal{V}_{nom}} \geq \frac{1}{(1+\theta)^2}. \quad (112)$$

(5) B5: (Operator's Revenue over Maximum)

Note that \mathcal{W}_{max} is the maximum revenue obtained by the network operator excluding the player \mathcal{A}_0 . The NE conditions yield

$$\mathcal{W}_{mal} = \sum_{i=0}^n x_i^* = \frac{\theta \sum_{i=1}^n v_i}{1+n\theta} \quad (113)$$

when the top n benign users and the misbehaving user participate at the NE; they also give rise to

$$\mathcal{W}_{mal} = \sum_{i=1}^n x_i^* = \frac{n-1}{\sum_{i=1}^n 1/v_i} \quad (114)$$

when the misbehaving user does not participate. It is clear to observe that \mathcal{W}_{mal} is an increasing function of any v_i ($2 \leq i \leq n$). When the misbehaving user is excluded, the revenue of the network operator is given by

$$\mathcal{W}_{max} = \max_{\{v_i\}_{i=2}^N} \frac{n-1}{\sum_{i=1}^n 1/v_i} \quad (115)$$

where n is determined by $\{v_i\}_{i=2}^N$. Similarly, Eq.(115) is also an increasing function of any v_i ($2 \leq i \leq n$). By enumerating all the possible n , we can see

$$\mathcal{W}_{max} = \frac{N-1}{N}. \quad (116)$$

Proving the lower bound. Eq.(113) and (114) both show that \mathcal{W}_{mal} is the increasing function of any v_i ($2 \leq i \leq n$). Thus, when the minimum \mathcal{W}_{mal} is obtained, all the benign users from \mathcal{A}_2 to \mathcal{A}_n have the same lowest valuation denoted by \underline{v} . However, we need to find \underline{v} for each case, $x_0^* > 0$ and $x_0^* = 0$.

Case i): $x_0^* > 0$. The NE conditions yield

$$\frac{1}{\sum_{i=0}^n x_i^*} - \frac{x_1^*}{(\sum_{i=0}^n x_i^*)^2} = 1, \quad (117)$$

$$\frac{\underline{v}}{\sum_{i=0}^n x_i^*} - \frac{\underline{v}x_j^*}{(\sum_{i=0}^n x_i^*)^2} = 1, \quad \forall 2 \leq j \leq n, \quad (118)$$

$$\frac{x_1^* + (n-1)\underline{v}x_j^*}{(\sum_{i=0}^n x_i^*)^2} = \frac{1}{\theta}. \quad (119)$$

When the benign users from \mathcal{A}_2 to \mathcal{A}_n are at the boundary of participation, we obtain $\underline{v} = \sum_{i=0}^n x_i^*$ from Eq.(118), and $x_0^* + x_1^* = \frac{\theta}{1+\theta}$ from Eq.(117) and Eq.(119) by letting x_j^* be infinitely small. Then, the minimum valuation \underline{v} is given by

$$\underline{v} = \frac{\theta}{1+\theta}. \quad (120)$$

The minimum revenue of the network operator is

$$\mathcal{W}_{mal} \geq \frac{\theta}{1+\theta}. \quad (121)$$

Case ii): $x_0^* = 0$. The minimum valuation \underline{v} should be above a certain threshold such that the misbehaving user will not participate in the competition. According to the NE conditions, there has

$$\frac{x_1^* + (n-1)\underline{v}x_j^*}{(\sum_{i=0}^n x_i^*)^2} \leq \frac{1}{\theta}. \quad (122)$$

Summing up Eqs.(117), (118) and (122) together, we obtain

$$\sum_{i=0}^n x_i^* = \sum_{i=1}^n x_i^* = \frac{n-1}{(1+(n-1)/\underline{v})} \leq \frac{\theta(1+(n-1)\underline{v})}{1+n\theta} \quad (123)$$

due to $x_0^* = 0$. The equality holds when \underline{v} reaches the stage that the misbehaving user is at the boundary of participation. Eq.(123) gives rise to the following equation to solve \underline{v} ,

$$\underline{v}^2 + \left(\frac{1}{n-1} - (1 + \frac{1}{\theta})\right)\underline{v} + 1 = 0. \quad (124)$$

Here, θ is no larger than $\frac{n-1}{n}$. Otherwise, the misbehaving user will always participate in the competition. We next examine whether there exists a feasible solution to \underline{v} in Eq.(124). The expression $\frac{1}{n-1} - (1 + \frac{1}{\theta})$ is always negative with $\theta \in [0, \frac{n-1}{n}]$. This means that there are two positive roots to Eq.(124). The product of these two roots is 1, which indicates that one root is in the range (0, 1) and the other is greater than 1. Thus, we solve \underline{v} by

$$\underline{v} = \frac{(1 + \frac{1}{\theta}) - \frac{1}{n-1} - \sqrt{((1 + \frac{1}{\theta}) - \frac{1}{n-1})^2 - 4}}{2}. \quad (125)$$

When the valuations of \mathcal{A}_2 to \mathcal{A}_n take \underline{v} in Eq.(125), both Eq.(113) and Eq.(114) yield the same revenue to the network operator at this boundary condition.

So far, we have computed two possible \underline{v} for two cases $x_0^* = 0$ and $x_0^* > 0$ separately. We denote by \underline{v}_A the minimum valuation in Eq.(125) and by \underline{v}_B the minimum valuation in Eq.(120). The final question is whether \underline{v}_A or \underline{v}_B results in the minimum revenue of the network operator. We subtract \underline{v}_B from \underline{v}_A and obtain

$$\begin{aligned} & \underline{v}_A - \underline{v}_B \\ &= \frac{(1 + \frac{1}{\theta}) - \frac{1}{n-1} - \sqrt{((1 + \frac{1}{\theta}) - \frac{1}{n-1})^2 - 4}}{2} - \frac{\theta}{1+\theta} \\ &= \frac{1}{2} \left[\left((1 + \frac{1}{\theta}) - \frac{1}{n-1} - \frac{2\theta}{1+\theta} \right) - \sqrt{((1 + \frac{1}{\theta}) - \frac{1}{n-1})^2 - 4} \right] \end{aligned} \quad (126)$$

Since $\frac{2\theta}{1+\theta}$ is less than 2, it is easy to validate that \underline{v}_A is always greater than \underline{v}_B . Our previous analysis has shown that the revenue of the network operator is an increasing function

of \underline{v} no matter whether the misbehaving user participate or not. Therefore, the minimum revenue should be obtained in the case $x_0^* > 0$. To summarize, we have the following lower bound

$$\frac{\mathcal{W}_{mal}}{\mathcal{W}_{max}} \geq \frac{\theta N}{(1+\theta)(N-1)}. \quad (127)$$

(6) **B6: (Operator's Revenue With/Without Misbehaving User)**

Note that \mathcal{W}_{mal} is the same as \mathcal{W}_{nom} if the misbehaving user does not participate at the NE. Hence, we only consider the scenario with the participation of the misbehaving user. Similar to the proceeding proofs, we denote \mathbf{G}_A as the game excluding the misbehaving user, and \mathbf{G}_B as that with the possible participation of the misbehaving user. Suppose that n_A benign users send messages with positive rates at the NE of \mathbf{G}_A and n_B benign users do so at the NE of \mathbf{G}_B . Then, according to Eqs.(113) and (114), there exists $n_A \geq n_B$. The ratio $\frac{\mathcal{W}_{mal}}{\mathcal{W}_{nom}}$ satisfies

$$\frac{\mathcal{W}_{mal}}{\mathcal{W}_{nom}} = \frac{\theta \sum_{i=1}^{n_B} v_i \sum_{i=1}^{n_A} 1/v_i}{(1+n_B\theta)(n_A-1)} \quad (128)$$

According to the inequality (67), this ratio has the following bound

$$\frac{\mathcal{W}_{mal}}{\mathcal{W}_{nom}} \geq \frac{\theta \sum_{i=1}^{n_A} v_i \sum_{i=1}^{n_A} 1/v_i}{(1+n_A\theta)(n_A-1)} \quad (129)$$

so that we only need to analyze the lower bound with only the benign users. In what follows, the subscripts on the variable n are removed for simplicity. To obtain the lower bound of $\frac{\mathcal{W}_{mal}}{\mathcal{W}_{nom}}$, we need to find the minimum for the expression $\sum_{i=1}^n v_i \sum_{i=1}^n 1/v_i$. In the step 3 of proof of Theorem 5, the above expression is shown to be a decreasing function of v_n . Hence, it is intuitive to see that $v_i (\forall i \geq 2)$ should be as large as possible at the right-hand of Eq.(129). Hence, we have

$$\frac{\mathcal{W}_{mal}}{\mathcal{W}_{nom}} \geq \frac{\theta N^2}{(1+\theta N)(N-1)}. \quad (130)$$

For the given θ , \mathbf{v} should be chosen to allow the participation of the misbehaving user. Therefore, according to the NE conditions, the maximum ratio is obtained by $\{v_i\}_{i=2}^n$ chosen from

$$\frac{\theta \sum_{i=1}^n v_i}{1+n\theta} = \frac{n-1}{\sum_{i=1}^n 1/v_i}. \quad (131)$$

The above equality gives rise to

$$\sum_{i=1}^n v_i \sum_{i=1}^n \frac{1}{v_i} \geq \frac{1}{\theta} (n-1)(1+n\theta). \quad (132)$$

Submitting inequality (132) to (129), we obtain the lower bound as

$$\frac{\mathcal{W}_{mal}}{\mathcal{W}_{nom}} \geq \max\left\{1, \frac{\theta N^2}{(1+\theta N)(N-1)}\right\}. \quad (133)$$

■

Proof of Theorem 5

(1) **B1: (NE Utility over Maximum)**

Similarly, we consider two cases separately, $x_0^* = 0$ and $x_0^* > 0$. Note that the utility functions of all the benign users are linear.

Case 1: $x_0^ = 0$.* It is very direct to validate that the maximum total utility is 1. For instance, when v_i is equal to 1 for all $1 \leq i \leq N$, the total utility is maximized. However, the set of valuations $\{v_i\}$ that lead to this maximum are not unique. We hereby want to find the condition to enforce $x_0^* = 0$.

Suppose that n benign users participate in the competition at the NE. For an arbitrary set of valuations $\{v_i\}_{i=2}^n$, the NE conditions yield

$$\theta \leq \sum_{i=1}^n x_i^* \quad (134)$$

for $x_0^* = 0$. It is easy to validate from our preceding proof that x_i^* increases with v_i . At the same time, when more benign users participate at the NE, the total rate of sending messages increases accordingly. Hence, $x_0^* = 0$ is no longer true when there has $\theta \leq \frac{N-1}{N}$.

Case 2: $x_0^ > 0$.* We suppose $x_i^* > 0$ for $2 \leq i \leq n$ and $x_i^* = 0$ for $n+1 \leq i \leq N$. According to Eq. (58), the total utility of benign users is given by $\mathcal{U}(\mathbf{d}^*) = \frac{\sum_{j=1}^n v_j}{n\theta+1}$. The maximum total utility is achieved at the point $v_i = 1$ for all $1 \leq i, j \leq n$, that is, $\mathcal{U}(\mathbf{d}^*) \leq \frac{n}{nd+1}$. As n increases, this upper bound increases accordingly. Then, there has $\mathcal{U}(\mathbf{d}^*) \leq \frac{N}{N\theta+1}$ for any n . When θ is greater than $\frac{N-1}{N}$, x_0^* is always positive. The upper bound of the maximum total utility is given by

$$\mathcal{U}_{mal} \leq \frac{N}{1+\theta N}. \quad (135)$$

Combining the analyses in two cases together, we prove this theorem.

(2) **B2: (Approximate Upper Bound of NE Utility With/Without Misbehaving User)**

Consider two games, \mathbf{G}_A and \mathbf{G}_B : the former excludes the misbehaving user, the latter considers the possible participation of the misbehaving user. Suppose that n_A benign users participate in \mathbf{G}_A at the NE and n_B participate in \mathbf{G}_B at the NE.

When the misbehaving user does not participate at the NE of \mathbf{G}_B , both NEs are the same so that the ratio $\frac{\mathcal{U}_{mal}}{\mathcal{U}_{nom}}$ is 1. When θ is greater than $\frac{N-1}{N}$, the misbehaving user will participate for sure. In this scenario, it is difficult to compute the upper bound of $\frac{\mathcal{U}_{mal}}{\mathcal{U}_{nom}}$. The reason is that $\frac{\mathcal{U}_{mal}}{\mathcal{U}_{nom}}$ with $n_A = n_B$ does not necessarily constitute an upper bound for each n . Hence, we only aim to find an approximated upper bound for $\frac{\mathcal{U}_{mal}}{\mathcal{U}_{nom}}$.

i). We first consider the case that θ is slightly larger than $\frac{N-1}{N}$. When θ is less than $\frac{N-1}{N}$, the maximum total utility is obtained when the valuations of the participating users are 1 uniformly. When θ is slightly larger than $\frac{N-1}{N}$, the number of the benign users that participate in the game \mathbf{G}_B will not change. Because \mathcal{U}_{mal} is an increasing function of the valuations, the maximum \mathcal{U}_{mal} is obtained by $\frac{n}{1+n\theta}$ where n

is the number of the benign users that participate. Then, the upper bound of the ratio $\frac{\mathcal{U}_{mal}}{\mathcal{U}_{nom}}$ is approximated by

$$\frac{\mathcal{U}_{mal}}{\mathcal{U}_{nom}} \leq \frac{\sum_{i=1}^n v_i \sum_{i=1}^n 1/v_i}{\sum_{i=1}^n v_i \sum_{i=1}^n 1/v_i - n(n-1)} \cdot \frac{1}{1+n\theta}. \quad (136)$$

Following the proof of lower bound of **B2**, the minimum of the expression $\sum_{i=1}^n v_i \sum_{i=1}^n 1/v_i$ is n^2 . The lower bound of $\frac{\mathcal{U}_{mal}}{\mathcal{U}_{nom}}$ can be further simplified as

$$\frac{\mathcal{U}_{mal}}{\mathcal{U}_{nom}} \leq \frac{n}{1+\theta n} \leq \frac{N}{1+N\theta}. \quad (137)$$

ii) We next consider the case that θ is large enough. In the game \mathbf{G}_B , n_B might be larger if the valuations of the benign users increase. The highest improvement takes place when n_B increases from 1 to 2. However, \mathcal{W}_{mal} only increases from $\frac{1}{1+\theta}$ to $\frac{2}{2+\theta}$, which is very small for some large θ . In the game \mathbf{G}_A , the minimum \mathcal{U}_{nom} is given by Eq.(11) in Theorem 4. The minimum is achieved when all the benign users participate in the competition at the NE. The valuations of \mathcal{A}_2 to \mathcal{A}_N are $\sqrt{N(N-1) - (N-1)}$ uniformly. When v_2 increases to 1, \mathcal{U}_{nom} improves significantly. Hence, when θ is large enough, the approximated upper bound of $\frac{\mathcal{U}_{mal}}{\mathcal{U}_{nom}}$ takes place at $n_B = 1$ and $n_A = N$ where the minimum \mathcal{U}_{nom} is reached. Then, the approximated upper bound is given by

$$\frac{\mathcal{U}_{mal}}{\mathcal{U}_{nom}} \leq \frac{1}{(1+\theta)(1-(N-1)(\sqrt{N}-\sqrt{N-1})^2)}. \quad (138)$$

Combing the above two cases together, we obtain the approximated upper bound for the ratio $\frac{\mathcal{U}_{mal}}{\mathcal{U}_{nom}}$ as

$$\frac{\mathcal{U}_{mal}}{\mathcal{U}_{nom}} \leq \max\left\{\frac{N}{1+N\theta}, \frac{1}{(1+\theta)(1-(N-1)(\sqrt{N}-\sqrt{N-1})^2)}\right\} \quad (139)$$

(3) **B3: (NE Net Utility Over Maximum)**

We suppose that $x_i^* > 0$ for $1 \leq i \leq n$ and $x_i^* = 0$ for $n+1 \leq i \leq N$ at the NE. The optimal total net utility is found for each n in the first step. We then compare the optimal total net utilities among all the possible n . Two cases are considered, $x_0^* = 0$ or $x_0^* > 0$ (i.e. whether the misbehaving user sends messages to the timeline or not).

Case 1: $x_0^ = 0$.* The total net utility of benign users is given by

$$\mathcal{V}(\mathbf{d}^*) = \sum_{i=1}^n v_i - \frac{n^2 - 1}{\sum_{i=1}^n 1/v_i}. \quad (140)$$

According to the analysis in the proof of lower bound of **B1**, $\mathcal{V}(\mathbf{d}^*)$ is a strictly convex function so that the maximum $\mathcal{V}(\mathbf{d}^*)$ is obtain at the boundary of the feasible region, i.e. $v_i = 1$ for all $1 \leq i \leq n$. In other words, there has $\max \mathcal{V}(\mathbf{d}^*) = \frac{1}{n}$. This maximum is achieved under the condition $\theta < \frac{n-1}{n}$ such that the misbehaving user \mathcal{A}_0 does not participate.

Case 2: $x_0^ > 0$.* The total net utility of benign users is given in Eq.(96). The proof of lower bound of **B3** manifests that there exists a unique local minimum. The maximum total net utility should be obtained at the boundary. Here, we only consider

the right boundary, i.e. $v_i = 1$ for $2 \leq i \leq n$, because the left boundary corresponds to the participation of less than n benign users. Then, the maximum total net utility is obtained by

$$\mathcal{V}(\mathbf{d}^*) = \frac{n}{(nd+1)^2}.$$

In order to guarantee $x_0^* > 0$ at the NE, the willingness factor θ must satisfy $\theta \geq \frac{n-1}{n}$.

We then proceed to find the maximum $\mathcal{V}(\mathbf{d}^*)$ for all $n \in [1, N]$ that satisfies the corresponding condition $\theta \geq \frac{n-1}{n}$. Let n_1 and n_2 be two different integers in the set $[1, N]$. We compare the total net utilities at these two different scenarios.

$$\mathcal{V}(\mathbf{d}^*)|_{n_1} - \mathcal{V}(\mathbf{d}^*)|_{n_2} = \frac{(n_1 - n_2)(1 - n_1 n_2 \theta^2)}{(1 + n_1 \theta)^2 (1 + n_2 \theta)^2}.$$

By endowing n_1 and n_2 different values, we obtain

$$\begin{aligned} - \mathcal{V}(\mathbf{d}^*)|_1 < \mathcal{V}(\mathbf{d}^*)|_2 & \text{ if } \frac{1}{2} < \theta < \frac{\sqrt{2}}{2}; \\ - \mathcal{V}(\mathbf{d}^*)|_1 < \mathcal{V}(\mathbf{d}^*)|_3 & \text{ is not true (i.e. } \theta \in (0, \frac{\sqrt{3}}{3}) \cap (\frac{2}{3}, \infty) = \emptyset); \\ - \mathcal{V}(\mathbf{d}^*)|_1 < \mathcal{V}(\mathbf{d}^*)|_4 & \text{ is not true (i.e. } \theta \in (0, \frac{1}{2}) \cap (\frac{3}{4}, \infty) = \emptyset); \\ - \mathcal{V}(\mathbf{d}^*)|_2 < \mathcal{V}(\mathbf{d}^*)|_3 & \text{ is not true (i.e. } d \in (0, \frac{\sqrt{6}}{6}) \cap (\frac{2}{3}, \infty) = \emptyset). \end{aligned}$$

This is to say, for any θ , the maximum $\mathcal{V}(\mathbf{d}^*)$ is either $\mathcal{V}(\mathbf{d}^*)|_1$ or $\mathcal{V}(\mathbf{d}^*)|_2$.

We next merge the analyses of the cases $x_0^* = 0$ and $x_0^* > 0$. When θ is in the range $(\frac{n-2}{n-1}, \frac{n-1}{n})$, the optimal total net utility is $\frac{1}{n}$ if $x_0^* = 0$ and $n \geq 2$. The optimal total net utility is $\frac{n-1}{(1+(n-1)\theta)^2}$ if $x_0^* > 0$. When $n \geq 3$ and $\theta \in (\frac{n-2}{n-1}, \frac{n-1}{n})$, the following expression always holds

$$\frac{n-1}{(1+(n-1)\theta)^2} > \frac{1}{n}, \quad \forall n \geq 3.$$

The participation of \mathcal{A}_0 at the NE always generates a better upper bound of the total net utility of benign users than that in the absence of \mathcal{A}_0 . Therefore, we only need to compare three outcomes, $\frac{1}{(1+\theta)^2}$ for $\theta > 0$, $\frac{2}{(1+2\theta)^2}$ for $\theta > \frac{1}{2}$, and $\frac{1}{2}$ for $0 < \theta \leq \frac{1}{2}$.

We eventually summarize our results as follows

$$\frac{\mathcal{V}_{mal}}{\mathcal{V}_{max}} \leq \begin{cases} \frac{1}{(1+\theta)^2} & \text{if } \theta \leq \sqrt{2}-1 \\ \frac{1}{2} & \text{if } \sqrt{2}-1 < \theta \leq \frac{1}{2} \\ \frac{2}{(1+2\theta)^2}, & \text{if } \frac{1}{2} < \theta \leq \frac{\sqrt{2}}{2} \\ \frac{1}{(1+\theta)^2}, & \text{if } \theta > \frac{\sqrt{2}}{2} \end{cases}. \quad (141)$$

(4) **B5:** (Operator's Revenue over Optimality)

Proving the upper bound. If the misbehaving user does not participate at the NE, the maximum achievable revenue of the network operator is the same as \mathcal{W}_{max} . On the contrary, if the misbehaving user participates at the NE, the maximum \mathcal{W}_{mal} is obtained by

$$\mathcal{W}_{mal} \geq \frac{\theta N}{(1+\theta)(N-1)}. \quad (142)$$

Then, the upper bound is

$$\frac{\mathcal{W}_{mal}}{\mathcal{W}_{max}} \leq \max\left\{1, \frac{\theta N^2}{(1+\theta N)(N-1)}\right\}. \quad (143)$$

(5) **B6:** (Operator's Revenue With/Without Misbehaving User)

The upper bound can be solved directly. Consider a scenario with $v_2 = \epsilon$ and $v_i = 0$ for all $i \geq 3$. The total revenue of the network operator is small enough with the asymptotic bound $\mathcal{W}_{nom} = 0$. For any given θ and the participation of the misbehaving user at the NE, the total revenue is finite. Therefore, the ratio has the property $\frac{\mathcal{V}_{mal}}{\mathcal{W}_{nom}} \propto \infty$ which means that it is unbounded. ■

Proof of Theorem 6

We will show that the worst case of general utility functions occurs with linear utility functions of benign users. i) *The worst case of B1.* Johari and Tsitsiklis [4] proved that the worse case of **B1** occurred in the case of linear utility functions of benign users. Although there exists a misbehaving user in our problem, the same proof can be reused without any modification.

ii) *The worst case of B3.* Consider an arbitrary strategy $\bar{\mathbf{x}}$ and the social optimal strategy \mathbf{x}^S that yield the corresponding allocations, $\bar{\mathbf{d}} = \{\bar{d}_1, \bar{d}_2, \dots, \bar{d}_N\}$ and $\mathbf{d}^S = \{d_1^S, d_2^S, \dots, d_N^S\}$. There exist $\bar{x}_i \geq 0$, $\bar{d}_i \geq 0$, $x_i^S \geq 0$, $d_i^S \geq 0$ and $U_{\mathcal{A}_i}(0) = 0$ for all $i \geq 1$.

The concavity of $U_{\mathcal{A}_i}(\bar{d}_i)$ leads to

$$U_{\mathcal{A}_i}(\bar{d}_i) + U'_{\mathcal{A}_i}(\bar{d}_i)(d_i^S - \bar{d}_i) \geq U_{\mathcal{A}_i}(\bar{d}_i^S), \quad i = 1, \dots, N \quad (144)$$

Therefore, we obtain a series of inequalities

$$\begin{aligned} \frac{\mathcal{V}(\bar{\mathbf{x}})}{\mathcal{V}(\mathbf{x}^S)} &= \frac{\sum_{i=1}^N (U_{\mathcal{A}_i}(\bar{d}_i) - \bar{x}_i)}{\sum_{i=1}^N (U_{\mathcal{A}_i}(\bar{d}_i^S) - \bar{x}_i^S)} \\ &\geq \frac{\sum_{i=1}^N (U_{\mathcal{A}_i}(\bar{d}_i) - \bar{x}_i)}{\sum_{i=1}^N U_{\mathcal{A}_i}(\bar{d}_i^S)} \\ &\geq \frac{\sum_{i=1}^N (U_{\mathcal{A}_i}(\bar{d}_i) - U'_{\mathcal{A}_i}(\bar{d}_i)\bar{d}_i) + \sum_{i=1}^N (U'_{\mathcal{A}_i}(\bar{d}_i)\bar{d}_i - \bar{x}_i)}{\sum_{i=1}^N (U_{\mathcal{A}_i}(\bar{d}_i) - U'_{\mathcal{A}_i}(\bar{d}_i)\bar{d}_i) + \sum_{i=1}^N U'_{\mathcal{A}_i}(\bar{d}_i)d_i^S} \end{aligned} \quad (145)$$

We next derive two inequalities to simplify the above expression. Because d_i^S is a fraction with $\sum_{i=1}^N d_i^S \leq 1$, the following inequality holds, $\sum_{i=1}^N U'_{\mathcal{A}_i}(\bar{d}_i)d_i^S \leq \max_i U'_{\mathcal{A}_i}(\bar{d}_i)$. Since $U_{\mathcal{A}_i}(\bar{d}_i)$ is concave and strictly increasing with $U_{\mathcal{A}_i}(0) = 0$, the expression $U_{\mathcal{A}_i}(\bar{d}_i) - U'_{\mathcal{A}_i}(\bar{d}_i)\bar{d}_i$ is nonnegative. Therefore, Eq.(145) satisfies

$$\frac{\mathcal{V}(\bar{\mathbf{x}})}{\mathcal{V}(\mathbf{x}^S)} \geq \frac{\sum_{i=1}^N (U'_{\mathcal{A}_i}(\bar{d}_i)\bar{d}_i - \bar{x}_i)}{\max_i U'_{\mathcal{A}_i}(\bar{d}_i)}. \quad (146)$$

Let \mathbf{x}^* be the unique NE strategy, and \mathbf{d}^* be the vector of allocations at this NE. We define a new class of linear utility functions as

$$\bar{U}_i(d_i) = U'_i(d_i^*)d_i, \quad \forall 1 \leq i \leq N. \quad (147)$$

If we let $\bar{\mathbf{x}} = \mathbf{x}^*$ (also $\bar{\mathbf{d}} = \mathbf{d}^*$ accordingly), the numerator in the right-hand of Eq.(146) is the NE, and the denominator is the social optimal total net utility of benign users and also the social optimal total utility of benign users. Therefore, we can see that the worst-case ratio $\frac{\mathcal{V}_{mal}}{\mathcal{V}_{max}}$ occurs in the case of linear utility functions.

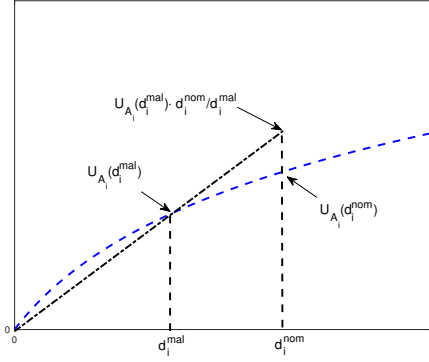


Fig. 14. An illustration of the worst case condition of **B2**.

iii) *The worst case of B2 and B4.* Suppose that the allocations at the NEs of **MAL** and **NOM** are denoted by $\mathbf{d}_{mal}^* = \{d_{1,mal}^*, d_{2,mal}^*, \dots, d_{N,mal}^*\}$ and $\mathbf{d}_{nom}^* = \{d_{1,nom}^*, d_{2,nom}^*, \dots, d_{N,nom}^*\}$. According to the KKT conditions Eq.(6) and (7), it is easy to conclude $d_{i,nom}^* \geq d_{i,mal}^*$ for all $i \geq 1$.

Before delivering the proof, we use a simple illustration to explain why the worst case occurs with linear utility functions. Figure 14 shows a strictly concave and strictly increasing utility function. One can see that there has

$$\frac{U_{\mathcal{A}_i}(d_i^{mal})}{U_{\mathcal{A}_i}(d_i^{nom})} > \frac{U_{\mathcal{A}_i}(d_i^{mal})}{U_{\mathcal{A}_i}(d_i^{mal}) \cdot d_i^{nom} / d_i^{mal}} = \frac{d_i^{mal}}{d_i^{nom}}.$$

Formally, the following inequality holds,

$$\frac{U_{\mathcal{A}_i}(d_i^{mal})}{U_{\mathcal{A}_i}(d_i^{nom})} \geq \frac{U_{\mathcal{A}_i}(d_i^{mal})}{U_{\mathcal{A}_i}(d_i^{mal}) + U'_{\mathcal{A}_i}(d_i^{mal})(d_i^{nom} - d_i^{mal})}$$

for $0 < d_i^{mal} < d_i^{nom}$. The equality holds only upon $U'_{\mathcal{A}_i}(d_i^{mal}) = 0$, that is, the utility function of \mathcal{A}_i is linear to d_i . Combing the utility functions of all the benign users, we observe that the worse case of **B2** happens when all the benign users have linear utility functions. Following the same approach, we can also prove the worst case condition of **B4**. ■