



HAL
open science

The reach, metric distortion, geodesic convexity and the variation of tangent spaces

Jean-Daniel Boissonnat, André Lieutier, Mathijs Wintraecken

► To cite this version:

Jean-Daniel Boissonnat, André Lieutier, Mathijs Wintraecken. The reach, metric distortion, geodesic convexity and the variation of tangent spaces. *Journal of Applied and Computational Topology*, 2019, 10.1007/s41468-019-00029-8 . hal-02266258

HAL Id: hal-02266258

<https://inria.hal.science/hal-02266258>

Submitted on 13 Aug 2019

HAL is a multi-disciplinary open access archive for the deposit and dissemination of scientific research documents, whether they are published or not. The documents may come from teaching and research institutions in France or abroad, or from public or private research centers.

L'archive ouverte pluridisciplinaire **HAL**, est destinée au dépôt et à la diffusion de documents scientifiques de niveau recherche, publiés ou non, émanant des établissements d'enseignement et de recherche français ou étrangers, des laboratoires publics ou privés.

The reach, metric distortion, geodesic convexity and the variation of tangent spaces

Jean-Daniel Boissonnat, André Lieutier
and Mathijs Wintraecken

Received: date / Accepted: date

Abstract In this paper we discuss three results. The first two concern general sets of positive reach: We first characterize the reach of a closed set by means of a bound on the metric distortion between the distance measured in the ambient Euclidean space and the shortest path distance measured in the set. Secondly, we prove that the intersection of a ball with radius less than the reach with the set is geodesically convex, meaning that the shortest path between any two points in the intersection lies itself in the intersection. For our third result we focus on manifolds with positive reach and give a bound on the angle between tangent spaces at two different points in terms of the reach and the distance between the two points.

Keywords Reach · Metric distortion · Manifolds · Convexity

The research leading to these results has received funding from the European Research Council (ERC) under the European Union's Seventh Framework Programme (FP/2007-2013) / ERC Grant Agreement No. 339025 GUDHI (Algorithmic Foundations of Geometry Understanding in Higher Dimensions) and the European Union's Horizon 2020 research and innovation programme under the Marie Skłodowska-Curie grant agreement No. 754411.

Jean-Daniel Boissonnat
Université Côte d'Azur, INRIA Sophia Antipolis Méditerranée, 2004 Route des Lucioles,
06902 Valbonne, France.

André Lieutier
Dassault Systèmes, 53 Avenue de l'Europe, 13090 Aix-en-Provence, France.

Mathijs Wintraecken
Université Côte d'Azur, INRIA Sophia Antipolis Méditerranée, 2004 Route des Lucioles,
06902 Valbonne, France.
Tel.: +33 4 92387749
E-mail: m.h.m.j.wintraecken@gmail.com

1 Introduction

Metric distortion quantifies the maximum ratio between geodesic and Euclidean distances for pairs of points in a set \mathcal{S} . The reach of \mathcal{S} , defined by Federer (1959), is the infimum of distances between points in \mathcal{S} and points in its medial axis, the points in ambient space for which there does not exist a unique closest point in \mathcal{S} . Both reach and metric distortion are central concepts in manifold (re-)construction and have been used to characterize the size of topological features. Amenta and Bern (1999) introduced a local version of the reach in order to give conditions for homeomorphic surface reconstruction and this criterion has been used in many works aiming at topologically faithful reconstruction. See the seminal paper of Niyogi et al (2008) and Dey (2006) for more context and references. A direct relation between the reach and the size of topological features is simply illustrated by the fact that the intersection of a set with reach $r > 0$ with a ball of radius less than r has reach at least r and is contractible Attali and Lieutier (2015). In a certain way, metric distortion also characterizes the size of topological features. This is illustrated by the fact that a compact subset of \mathbb{R}^n with metric distortion less than $\pi/2$ is simply connected (Section 1.14 in Gromov et al (2007) , see also appendix A by P. Pansu where sets with a given metric distortion are called *quasi convex sets*).

In the first part of this paper, we provide tight bounds on metric distortion for sets of positive reach and, in a second part, we consider submanifolds of \mathbb{R}^d and bound the angle between tangent spaces at different points. Whenever we mention manifolds we shall tacitly assume that it is embedded in Euclidean space. Previous versions of the metric distortion result, restricted to the manifold setting can be found in Niyogi et al (2008). A significant amount of attention has gone to tangent space variation, see Belkin et al (2009); Boissonnat et al (2013); Boissonnat and Ghosh (2010); Cheng et al (2005); Dey (2006); Dey et al (2008); Niyogi et al (2008) to name but a few.

Our paper improves on these bounds, extends the results beyond the case of smooth manifolds and offers new insights and results. These results have immediate algorithmic consequences by, on one hand, improving the sampling conditions under which known reconstruction algorithms are valid and, on the other hand, allowing us to extend the algorithms to the class of manifolds of positive reach, which is much larger than the usually considered class of C^2 manifolds. Indeed, the metric distortion and tangent variation bounds for $C^{1,1}$ manifolds presented in this paper in fact suffice to extend the triangulation result of C^2 manifolds embedded in Euclidean space given in Boissonnat et al (2018) to arbitrary manifolds with positive reach, albeit with slightly worse constants. The results of the papers on manifold reconstruction cited above generalize likewise to general manifolds of positive reach. The constants that appear in the conditions that guarantee correctness of the papers above can also be improved in the C^2 case using the results presented here.

Overview of results For metric distortion, we extend and tighten the previously known results so much that our metric distortion result can be regarded

as a completely new characterization of sets of positive reach. In particular, the standard manifold and smoothness assumptions are no longer necessary. Based on our new characterization of the reach by metric distortion, we can prove that the intersection of a set of positive reach with a ball with radius less than the reach is geodesically convex. This result is a far reaching extension of a result of Boissonnat and Oudot (2003) that has attracted significant attention, stating that, for smooth surfaces, the intersection is a pseudo-ball.

To study tangent variation along manifolds, we will consider two different settings, namely the C^2 setting, for which the bounds are tight, and the $C^{1,1}$ setting, where we achieve slightly weaker bounds.

The exposition for C^2 manifolds is based on differential geometry and is a consequence of combining the work of Niyogi et al (2008), and the two dimensional analysis of Attali et al (2007) with some observations concerning the reach. We would like to stress that some effort went into simplifying the exposition, in particular the part of Niyogi et al (2008) concerning the second fundamental form.

The second class of manifolds we consider consists of closed $C^{1,1}$ manifolds \mathcal{M} embedded in \mathbb{R}^d . We restrict ourselves to $C^{1,1}$ manifolds because it is known that closed manifolds have positive reach if and only if they are $C^{1,1}$, see (Federer, 1959, Remarks 4.20 and 4.21) and Scholtes (2013) for a history of this result. Here we do not rely on differential geometry apart from simple concepts such as the tangent space. In fact most proofs can be understood in terms of simple Euclidean geometry. Moreover our proofs are very pictorial. Although the bounds we attain are slightly weaker than the ones we attain using differential geometry, we should note that we have sometimes simplified the exposition at the cost of weakening the bound.

We also prove that the intersection of a $C^{1,1}$ manifold with a ball of radius less than the reach of the manifold is a topological ball. This result is a generalization of previous results. Note that geodesic convexity of a subset does not imply that the subset is topologically trivial, as the simple example of the circle shows. A sketch of a proof of the result in the C^2 case has been given by Boissonnat and Cazals (2001). Attali and Lieutier (2015) proved that the intersection of a set of positive reach and ball of radius less than the reach is contractible. Our topological ball result is stronger, but in a more restricted setting.

Outline Section 2 gives the result on metric distortion and geodesic convexity for general sets of positive reach. The third section discusses the variation of tangent spaces, firstly for C^2 manifolds and then $C^{1,1}$ manifolds. In the final section we reproof some of the results of the first section using differential geometrical techniques.

2 Metric distortion and geodesic convexity

In this section we study distortion and geodesic convexity for general sets of positive reach. We will revisit this topic in Section 4 from a smooth viewpoint.

For a closed set $\mathcal{S} \subset \mathbb{R}^d$, $d_{\mathcal{S}}$ denotes the geodesic distance in \mathcal{S} , i.e. $d_{\mathcal{S}}(a, b)$ is the infimum of lengths of paths in \mathcal{S} between a and b . If there is at least one path between a and b with finite length, then it is known that a minimizing geodesic, i.e. a path with minimal length connecting a to b exists (see the second paragraph of part III, section 1: “Die Existenz geodätischer Bogen in metrischen Räumen” in Menger (1930)).

The next theorem can be read as an alternate definition of the reach, based on metric distortion. Observe that for fixed $|a - b|$, the function $r \mapsto 2r \arcsin \frac{|a-b|}{2r}$ is decreasing. Note that $2r \arcsin \frac{|a-b|}{2r}$ is precisely the (geodesic) distance between points a and b on a circle of radius r .

Theorem 1 *If $\mathcal{S} \subset \mathbb{R}^d$ is a closed set, then*

$$\text{rch } \mathcal{S} = \sup \left\{ r > 0, \forall a, b \in \mathcal{S}, |a - b| < 2r \Rightarrow d_{\mathcal{S}}(a, b) \leq 2r \arcsin \frac{|a - b|}{2r} \right\},$$

where the sup over the empty set is 0.

The proof of this theorem relies on the the following lemma:

Lemma 3 *Let $\mathcal{S} \subset \mathbb{R}^d$ be a closed set with reach $r = \text{rch } \mathcal{S} > 0$. For any $a, b \in \mathcal{S}$ such that $|a - b| < 2r$ one has $d_{\mathcal{S}}(a, b) \leq 2r \arcsin \frac{|a-b|}{2r}$.*

The proof of the lemma is technical and takes the remainder of this section. We'll now prove Theorem 1.

Proof of Theorem 1 Lemma 3 states that if $r' < \text{rch } \mathcal{S}$ then

$$\forall a, b \in \mathcal{S}, |a - b| < 2r' \Rightarrow d_{\mathcal{S}}(a, b) \leq 2r' \arcsin \frac{|a - b|}{2r'}.$$

This gives us

$$\sup \left\{ r > 0, \forall a, b \in \mathcal{S}, |a - b| < 2r \Rightarrow d_{\mathcal{S}}(a, b) \leq 2r \arcsin \frac{|a - b|}{2r} \right\} \geq \text{rch } \mathcal{S}.$$

If $\text{rch } \mathcal{S} = \infty$, i.e. if \mathcal{S} is convex, then for all $a, b \in \mathcal{S}$ and all r , we have that $d_{\mathcal{S}}(a, b) = |a - b| \leq 2r \arcsin \frac{|a-b|}{2r}$ and the theorem holds trivially. We assume now that the medial axis is non empty, i.e. $\text{rch } \mathcal{S} < \infty$. Consider $r' > \text{rch } \mathcal{S}$. Then by definition of the reach, there exists $x \in \mathbb{R}^d$ in the medial axis of \mathcal{S} and $a, b \in \mathcal{S}, a \neq b$ such that $r' > r_x = d(x, \mathcal{S}) = d(x, a) = d(x, b)$. If for at least one of such pairs $\{a, b\}$ one has $d_{\mathcal{S}}(a, b) = \infty$ then $|a - b| \leq 2r_x < 2r'$ and:

$$\sup \left\{ r > 0, \forall a, b \in \mathcal{S}, |a - b| < 2r \Rightarrow d_{\mathcal{S}}(a, b) \leq 2r \arcsin \frac{|a - b|}{2r} \right\} < r'$$

If not, consider a path γ in \mathcal{S} between a and b : $\gamma(0) = a, \gamma(1) = b$. Because $\gamma([0, 1])$ lies outside the open ball $B(x, r_x)^\circ$, its projection on the closed ball $B(x, r_x)$ cannot increase lengths. It follows that, for any $r \geq r'$:

$$d_{\mathcal{S}}(a, b) \geq 2r_x \arcsin \frac{|a-b|}{2r_x} > 2r \arcsin \frac{|a-b|}{2r}$$

which gives, for any $r' > \text{rch } \mathcal{S}$,

$$\exists a, b \in \mathcal{S}, \forall r \geq r' \quad |a-b| < 2r \quad \text{and} \quad d_{\mathcal{S}}(a, b) > 2r \arcsin \frac{|a-b|}{2r},$$

and therefore

$$\sup \left\{ r > 0, \forall a, b \in \mathcal{S}, |a-b| < 2r \Rightarrow d_{\mathcal{S}}(a, b) \leq 2r \arcsin \frac{|a-b|}{2r} \right\} \leq r'.$$

Since this holds for any $r' > \text{rch } \mathcal{S}$ we get:

$$\sup \left\{ r > 0, \forall a, b \in \mathcal{S}, |a-b| < 2r \Rightarrow d_{\mathcal{S}}(a, b) \leq 2r \arcsin \frac{|a-b|}{2r} \right\} \leq \text{rch } \mathcal{S}.$$

□

We now remind ourselves that a set is geodesically convex if the minimizing geodesic between any two points of the set is itself contained in the set. With this definition we can give the following result:

Corollary 1 *Let $\mathcal{S} \subset \mathbb{R}^d$ be a closed set with positive reach $r = \text{rch } \mathcal{S} > 0$. Then, for any $r' < \text{rch } \mathcal{S}$ and any $x \in \mathbb{R}^d$, if $B(x, r')$ is the closed ball centered at x with radius r' , then $\mathcal{S} \cap B(x, r')$ is geodesically convex in \mathcal{S} .*

Proof First it follows from the theorem that if $a, b \in \mathcal{S} \cap B(x, r')$, then $d_{\mathcal{S}}(a, b) < \infty$ which means that there exists a path of finite length in \mathcal{S} between a and b . From Menger (1930) there is at least one minimizing geodesic in \mathcal{S} between a and b .

For a contradiction assume that such a geodesic γ goes outside $B(x, r')$. In other words there is at least one non empty open interval (t_1, t_2) such that $\gamma(t_1), \gamma(t_2) \in \partial B(x, r')$ and $\gamma((t_1, t_2)) \cap B(x, r') = \emptyset$. But then, since the projection on the ball $B(x, r')$ reduces lengths, one has:

$$d_{\mathcal{S}}(\gamma(t_1), \gamma(t_2)) > 2r' \arcsin \frac{|\gamma(t_1) - \gamma(t_2)|}{2r'},$$

a contradiction with the theorem. □

We emphasize that the question of convexity has not been considered before.

2.1 Projection of the middle point

Sections 2.1 and 2.2 are devoted to the proof of Lemma 3, which is the technical part of the proof of Theorem 1.

For a closed set $\mathcal{S} \subset \mathbb{R}^d$ with positive reach $r = \text{rch } \mathcal{S} > 0$ and a point $m \in \mathbb{R}^d$ with $d(m, \mathcal{S}) < r$, $\pi_{\mathcal{S}}(m)$ denotes the projection of m on \mathcal{S} as depicted on Figure 1 on the left.

Lemma 1 *Let $\mathcal{S} \subset \mathbb{R}^d$ be a closed set with reach $r = \text{rch } \mathcal{S} > 0$. For $a, b \in \mathcal{S}$ such that $\delta = \frac{|a-b|}{2} < r$ and $m = \frac{a+b}{2}$ one has $|\pi_{\mathcal{S}}(m) - m| \leq \rho$, with $\rho = r - \sqrt{r^2 - \delta^2}$.*

The disk of center m and radius ρ appears in green in Figure 1 left and right.

Proof We shall now use a consequence of Theorem 4.8 of Federer (1959). In the following section we shall discuss this result for the manifold setting, where it generalizes the tubular neighbourhood results for C^2 manifolds from differential geometry and differential topology. For the moment we restrict ourselves to the following: If $\pi_{\mathcal{S}}(m) \neq m$ claim (12) in Theorem 4.8 of Federer (1959) gives us:

$$\forall \lambda \in [0, r), \pi_{\mathcal{S}} \left(\pi_{\mathcal{S}}(m) + \lambda \frac{m - \pi_{\mathcal{S}}(m)}{|m - \pi_{\mathcal{S}}(m)|} \right) = \pi_{\mathcal{S}}(m),$$

which means that for $\lambda \in [0, r)$:

$$y(\lambda) = \pi_{\mathcal{S}}(m) + \lambda \frac{m - \pi_{\mathcal{S}}(m)}{|m - \pi_{\mathcal{S}}(m)|}$$

is closer to $\pi_{\mathcal{S}}(m)$ than both to a and to b (see Figure 1).

Without loss of generality we assume that $|a - \pi_{\mathcal{S}}(m)| \geq |b - \pi_{\mathcal{S}}(m)|$. We denote $\mu = |\pi_{\mathcal{S}}(m) - m|$ and want to prove that $\mu \leq \rho$.

In the plane spanned by $a, b, \pi_{\mathcal{S}}(m)$ we consider the following frame $(m, \frac{a-m}{|a-m|}, \tau)$, where m denotes the origin, τ is a unit vector orthogonal to $a - m$ and such that $\langle \tau, \pi_{\mathcal{S}}(m) - m \rangle \leq 0$.

For some $\theta \in [0, \pi/2]$, the coordinates of $\pi_{\mathcal{S}}(m)$ in the frame are $(-\mu \sin \theta, -\mu \cos \theta)$. The coordinate of a are $(\delta, 0)$ and the coordinates of $y(\lambda)$ are, as shown in Figure 1, $((\lambda - \mu) \sin \theta, (\lambda - \mu) \cos \theta)$. Since $y(\lambda)$ is closer to $\pi_{\mathcal{S}}(m)$ than to a , one has

$$\forall \lambda \in [0, r), \quad (\delta - (\lambda - \mu) \sin \theta)^2 + (\lambda - \mu)^2 \cos^2 \theta > \lambda^2.$$

This is a degree 2 inequality in μ . One gets, for any $\lambda \in [0, r)$, if $\Delta \geq 0$,

$$\mu \notin \left[(\lambda - \delta \sin \theta) - \sqrt{\Delta}, (\lambda - \delta \sin \theta) + \sqrt{\Delta} \right],$$

with $\Delta = (\lambda - \delta \sin \theta)^2 - (\delta^2 - 2\delta\lambda \sin \theta) = \lambda^2 - \delta^2 + (\delta \sin \theta)^2$. For $\lambda \geq \delta$ one has $\Delta \geq \lambda^2 - \delta^2$. Therefore: $(\lambda - \delta \sin \theta) - \sqrt{\Delta} \leq \lambda - \sqrt{\lambda^2 - \delta^2}$ and since $\lambda \mapsto \lambda - \sqrt{\lambda^2 - \delta^2}$ is continuous, one has:

$$\inf_{\lambda < r} \left\{ (\lambda - \delta \sin \theta) - \sqrt{\Delta} \right\} \leq r - \sqrt{r^2 - \delta^2} = \rho,$$

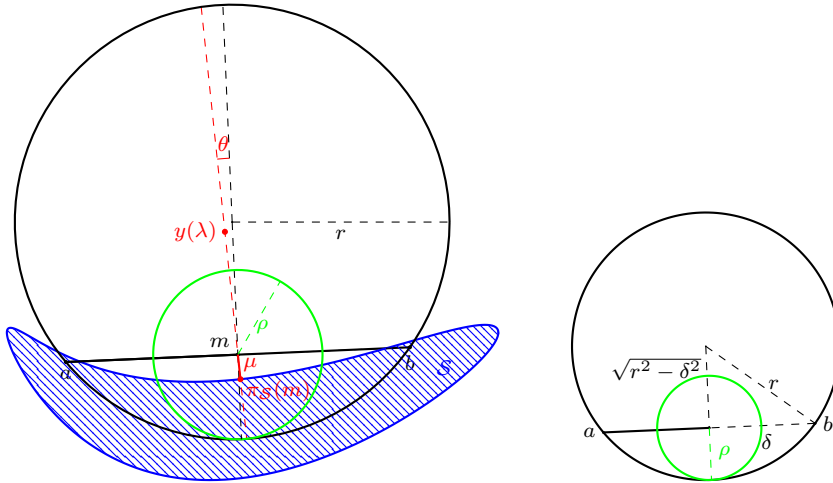


Figure 1 On the left the projection $\pi_S(m)$ is contained in the disk of center m and radius ρ . The notation used in the proof of Lemma 1 is also added. From the right figure it is easy to deduce that $\rho = r - \sqrt{r^2 - \delta^2}$.

also, when $\lambda \geq \delta$ one has $\sqrt{\Delta} \geq \delta \sin \theta$ and $(\lambda - \delta \sin \theta) + \sqrt{\Delta} \geq \delta$. Since $\mu \leq d(m, a) = \delta$, one finds that $\mu \leq \rho$. \square

The following simple geometric Lemma is used in the next section.

Lemma 2 Consider a circle \tilde{C} of radius r and two points $a, b \in \tilde{C}$ with $|a - b|/2 = \delta < r$. Define the middle point $m = \frac{a+b}{2}$ and consider a point p such that $|p - m| \leq \rho = r - \sqrt{r^2 - \delta^2}$. Denote $\tilde{C}_{a,b}$ the shortest of the arcs of the circle in \tilde{C} bounded by a and b . Define $\tilde{p} \in \tilde{C}_{a,b}$ as the unique point in $\tilde{C}_{a,b}$ such that $\frac{|a-\tilde{p}|}{|b-\tilde{p}|} = \frac{|a-p|}{|b-p|}$, then we have $|a - p| \leq |a - \tilde{p}|$ and $|b - p| \leq |b - \tilde{p}|$.

Proof Since $\rho < r$, one has $|b - p| \geq \delta - \rho > 0$ and the quotient is well defined. Because $|p - m| \leq \rho$, p belongs to both disks with radius r with a and b on their boundary. This can be expressed through angles comparison as $\psi = \angle apb \geq \angle a\tilde{p}b = \tilde{\psi} \geq \pi/2$. If we denote $\tau = \frac{|a-p|}{|b-p|}$ one has

$$\begin{aligned} (a - b)^2 &= ((a - p) + (p - b))^2 \\ &= |a - p|^2 + |b - p|^2 - 2|a - p||b - p| \cos \psi \\ &= |b - p|^2 (1 + \tau^2 - 2\tau \cos \psi). \end{aligned}$$

Similarly,

$$(a - b)^2 = |b - \tilde{p}|^2 (1 + \tau^2 - 2\tau \cos \tilde{\psi}),$$

so that

$$= |b - \tilde{p}|^2 (1 + \tau^2 - 2\tau \cos \tilde{\psi}) = |b - p|^2 (1 + \tau^2 - 2\tau \cos \psi).$$

But $\psi \geq \tilde{\psi} \geq \pi/2$ gives

$$1 + \tau^2 - 2\tau \cos \tilde{\psi} \leq 1 + \tau^2 - 2\tau \cos \psi,$$

and we get $|b - \tilde{p}| \geq |b - p|$ and $|a - \tilde{p}| = \frac{|b - \tilde{p}|}{|b - p|} |a - p| \geq |a - p|$. \square

2.2 Metric distortion

In this section we establish an upper bound on geodesic lengths through the iterative construction of a sequence of paths.

Lemma 3 *Let $\mathcal{S} \subset \mathbb{R}^d$ be a closed set with reach $r = \text{rch } \mathcal{S} > 0$. For any $a, b \in \mathcal{S}$ such that $|a - b| < 2r$ one has $d_{\mathcal{S}}(a, b) \leq 2r \arcsin \frac{|a - b|}{2r}$.*

Proof We build two sequences of PL-functions (see Figure 2). For $i \in \mathbb{N}$, $\phi_i : [0, 1] \rightarrow \mathbb{R}^d$ and $\tilde{\phi}_i : [0, 1] \rightarrow \mathbb{R}^2$ are defined as follows.

First we define $\phi_0(t) = a + t(b - a)$. Denote $m = \frac{a+b}{2}$ the middle point of $[a, b]$. Since $d(m, \mathcal{S}) \leq d(m, a) = \delta < r$, the point $p = \pi_{\mathcal{S}}(m)$ is well defined. Secondly, we define

$$\phi_1(t) = \begin{cases} a + 2t(p - a) & \text{if } t \leq 1/2 \\ p + (2t - 1)(b - p) & \text{if } t \geq 1/2. \end{cases}$$

as depicted in Figure 2 on the left.

From Lemma 1, one has $|p - m| \leq \rho = r - \sqrt{r^2 - \delta^2} < r$ and thus

$$\min(|a - p|, |b - p|) \geq \delta - \rho > 0 \quad \max(|a - p|, |b - p|) \leq \delta + \rho$$

We also fix a circle \tilde{C} in \mathbb{R}^2 with radius r and we consider $\tilde{a}, \tilde{b} \in \mathbb{R}^2$ such that $\tilde{a}, \tilde{b} \in \tilde{C}$ and $|\tilde{a} - \tilde{b}| = |a - b|$ and we define $\tilde{\phi}_0(t) = \tilde{a} + t(\tilde{b} - \tilde{a})$. Denote by $\tilde{C}_{\tilde{a}, \tilde{b}}$ the shortest of the two arcs of \tilde{C} bounded by \tilde{a}, \tilde{b} and \tilde{p} as constructed in Lemma 2 i.e. $\tilde{p} \in \tilde{C}_{\tilde{a}, \tilde{b}}$ such that $\frac{|\tilde{p} - \tilde{a}|}{|\tilde{p} - \tilde{b}|} = \frac{|p - a|}{|p - b|}$, as shown in Figure 2 on the right, and define

$$\tilde{\phi}_1(t) = \begin{cases} \tilde{a} + 2t(\tilde{p} - \tilde{a}) & \text{if } t \leq 1/2 \\ \tilde{p} + (2t - 1)(\tilde{b} - \tilde{p}) & \text{if } t \geq 1/2. \end{cases}$$

Applying Lemma 2 we get $|a - p| \leq |\tilde{a} - \tilde{p}|$, $|b - p| \leq |\tilde{b} - \tilde{p}|$, and

$$\text{length}(\phi_1) = |a - p| + |b - p| \leq |\tilde{a} - \tilde{p}| + |\tilde{b} - \tilde{p}| = \text{length}(\tilde{\phi}_1).$$

For $i \geq 2$, ϕ_i and $\tilde{\phi}_i$ are PL functions with 2^i intervals. For $k \in \mathbb{N}$, $0 \leq k \leq 2^i$, $\phi_i(k/2^i) \in \mathcal{S}$, $\tilde{\phi}_i(k/2^i) \in \tilde{C}_{\tilde{a}, \tilde{b}}$ are defined by applying to each of the 2^{i-1} segments of $\phi_{i-1}([0, 1])$ and $\tilde{\phi}_{i-1}([0, 1])$ the same subdivision process used when defining ϕ_1 and $\tilde{\phi}_1$.

If k is even we set $\phi_i(k/2^i) = \phi_{i-1}(k/2^i)$ and $\tilde{\phi}_i(k/2^i) = \tilde{\phi}_{i-1}(k/2^i)$.

If k is odd define:

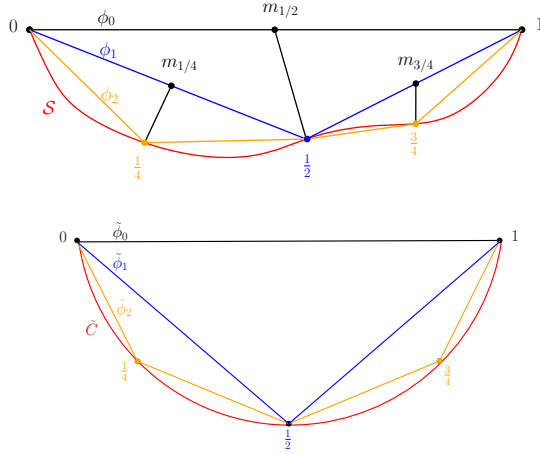


Figure 2 Left: ϕ_0, ϕ_1, ϕ_2 , Right: $\tilde{\phi}_0, \tilde{\phi}_1, \tilde{\phi}_2$.

$$m_{k/2^i} = \frac{\phi_i((k-1)/2^i) + \phi_i((k+1)/2^i)}{2} \quad \text{and} \quad \phi_i(k/2^i) = \pi_S(m_{k/2^i}).$$

Note that $m_{1/2}$ corresponds to m defined above.

Let $\tilde{\phi}_i(k/2^i) \in \tilde{C}_{\tilde{\phi}_{i-1}((k-1)/2^i), \tilde{\phi}_{i-1}((k+1)/2^i)} \subset \tilde{C}_{\tilde{a}, \tilde{b}}$ be such that:

$$\frac{|\tilde{\phi}_i(k/2^i) - \tilde{\phi}_{i-1}((k-1)/2^i)|}{|\tilde{\phi}_i(k/2^i) - \tilde{\phi}_{i-1}((k+1)/2^i)|} = \frac{|\phi_i(k/2^i) - \phi_{i-1}((k-1)/2^i)|}{|\phi_i(k/2^i) - \phi_{i-1}((k+1)/2^i)|}.$$

Figure 2 left shows the curves ϕ_1 and ϕ_2 in blue and yellow respectively.

Applying Lemma 2, since by induction,

$$|\phi_{i-1}((k+1)/2^{i-1}) - \phi_{i-1}(k/2^{i-1})| \leq \left| \tilde{\phi}_{i-1}((k+1)/2^{i-1}) - \tilde{\phi}_{i-1}(k/2^{i-1}) \right|$$

we get that for $i \in \mathbb{N}$ and $p = 0, \dots, 2^i - 1$:

$$|\phi_i((k+1)/2^i) - \phi_i(k/2^i)| \leq |\tilde{\phi}_i((k+1)/2^i) - \tilde{\phi}_i(k/2^i)|,$$

and therefore:

$$\begin{aligned} \text{length}(\phi_i) &= \sum_{k=0}^{2^i-1} |\phi_i((k+1)/2^i) - \phi_i(k/2^i)| \\ &\leq \sum_{k=0}^{2^i-1} |\tilde{\phi}_i((k+1)/2^i) - \tilde{\phi}_i(k/2^i)| \\ &= \text{length}(\tilde{\phi}_i) \leq \text{length}(\tilde{C}_{\tilde{a}, \tilde{b}}) = 2r \arcsin \frac{|a-b|}{2r}. \end{aligned} \quad (1)$$

We study now the behavior of the sequence $\phi_i, i \in \mathbb{N}$. Define $\delta_0 = \delta$ and $\rho_0 = \rho$. Further define δ_i as

$$\delta_i = \frac{1}{2} \max_{0 \leq k \leq 2^i - 1} |\phi_i((k+1)/2^i) - \phi_i(k/2^i)|.$$

i.e. half the max of lengths of all segments of $\phi_i([0, 1])$ and $\rho_i = r - \sqrt{r^2 - \delta_i^2}$. We make the following assertion:

Claim

$$\lim_{i \rightarrow \infty} \delta_i = 0. \quad (2)$$

Proof of the claim Thanks to the definitions of δ_i and ρ_i , one has for $i \geq 1$

$$\delta_i \leq \frac{1}{2}(\delta_{i-1} + \rho_{i-1}) = \frac{1}{2} \left(1 + \frac{\rho_{i-1}}{\delta_{i-1}}\right) \delta_{i-1}. \quad (3)$$

Moreover for any $i \in \mathbb{N}$,

$$\frac{\rho_i}{\delta_i} = \frac{r}{\delta_i} - \sqrt{\left(\frac{r}{\delta_i}\right)^2 - 1} = \frac{1}{\frac{r}{\delta_i} + \sqrt{\left(\frac{r}{\delta_i}\right)^2 - 1}} \leq \frac{\delta_i}{r}. \quad (4)$$

Equations (3) and (4) give:

$$\delta_i \leq \frac{1}{2} \left(1 + \frac{\delta_{i-1}}{r}\right) \delta_{i-1}. \quad (5)$$

Since

$$\frac{\delta_0}{r} = \frac{\delta}{r} < 1,$$

(5) allows the induction

$$\frac{\delta_i}{r} < 1 \Rightarrow \frac{\delta_{i+1}}{r} < \frac{\delta_i}{r} < 1.$$

We get that the sequence $(\delta_i)_{i \in \mathbb{N}}$ is decreasing and $\frac{\delta_i}{r} \leq \frac{\delta}{r}$. Replacing and iterating in (5) gives

$$\delta_i \leq \left(\frac{1}{2} \left(1 + \frac{\delta_0}{r}\right)\right)^i \delta_0.$$

Since $\frac{1}{2} \left(1 + \frac{\delta_0}{r}\right) < 1$ we see that δ_i decreases faster than a geometric sequence, in particular:

$$\lim_{i \rightarrow \infty} \delta_i = 0. \quad (6)$$

□

Since for any $i \geq 0$ and $t \in [0, 1]$, $d(\phi(t), \mathcal{S}) \leq \delta_i$ and $\delta_i < \text{rch } \mathcal{S}$ the curves $\pi_{\mathcal{S}} \circ \phi_i$, (projections of ϕ_i on \mathcal{S}) are well defined, with $\pi_{\mathcal{S}} \circ \phi_i : [0, 1] \rightarrow \mathcal{S}$, $\pi_{\mathcal{S}} \circ \phi_i(0) = a$ and $\pi_{\mathcal{S}} \circ \phi_i(1) = b$.

Claim (8) in Theorem 4.8 of Federer (1959) states that for $\mu < r = \text{rch } \mathcal{S}$ the restriction of $\pi_{\mathcal{S}}$ to the μ -tubular neighbourhood \mathcal{S}^μ is $\frac{\text{rch } \mathcal{S}}{\text{rch } \mathcal{S} - \mu}$ -Lipschitz. This together with (1) above gives us an upper bound on the lengths of curves $\pi_{\mathcal{S}} \circ \phi_i$:

$$\text{length}(\pi_{\mathcal{S}} \circ \phi_i) \leq \frac{\text{rch } \mathcal{S}}{\text{rch } \mathcal{S} - \delta_i} \text{length}(\phi_i) \leq \frac{\text{rch } \mathcal{S}}{\text{rch } \mathcal{S} - \delta_i} 2r \arcsin \frac{|a - b|}{2r}$$

This together with (2) yields $d_{\mathcal{S}}(a, b) \leq 2r \arcsin \frac{|a-b|}{2r}$. □

3 Variation of tangent spaces

In this section we shall bound the variation of tangent spaces in the C^2 setting, and then generalize to the $C^{1,1}$ setting. For this generalization we need a topological result, which will be presented in Section 3.2.

3.1 Bounds for C^2 submanifolds

We shall be using the following result, Theorem 4.8(12) of Federer (1959):

Theorem 2 (Federer's tubular neighbourhoods) *Consider a manifold \mathcal{M} of positive reach $\text{rch}(\mathcal{M})$ and a non-negative real number r smaller than the reach. Let $B_{N_p \mathcal{M}}(r)$, be the ball of radius r centred at p in the normal space $N_p \mathcal{M} \subset \mathbb{R}^d$. For every point $x \in B_{N_p \mathcal{M}}(r)$, $\pi_{\mathcal{M}}(x) = p$.*

The fact that such a tubular neighbourhood exists is non-trivial, even if we take $r = \epsilon$. From Theorem 2 we immediately see that:

Corollary 2 *Let \mathcal{M} be a submanifold of \mathbb{R}^d and $p \in \mathcal{M}$. Any open ball $B(c, r)$ that is tangent to \mathcal{M} at p and whose radius r satisfies $r \leq \text{rch}(\mathcal{M})$ does not intersect \mathcal{M} .*

Proof Let $r < \text{rch}(\mathcal{M})$. Suppose that the intersection of \mathcal{M} and the open ball is not empty, then $\pi_{\mathcal{M}}(c) \neq p$ contradicting Federer's tubular neighbourhood theorem. Now suppose that the open ball of radius $\text{rch}(\mathcal{M})$ contains a point q . Then there exists an $r' < \text{rch}(\mathcal{M})$ and a ball of radius r' tangent to \mathcal{M} at p such that q lies inside this ball. This again gives a contradiction. □

Here we prove the main result for C^2 manifolds. Our exposition is the result of straightforwardly combining the work of Niyogi et al (2008), and the two dimensional analysis of Attali et al (2007) with some observations concerning the reach.

We start with the following simple observation:

Lemma 4 *Let $\gamma(t)$ be a geodesic parametrized according to arc length on $\mathcal{M} \subset \mathbb{R}^d$, then $|\ddot{\gamma}| \leq 1/\text{rch}(\mathcal{M})$, where we use Newton's notation, that is we write $\ddot{\gamma}$ for the second derivative of γ with respect to t .*

Proof Because $\gamma(t)$ is a geodesic, $\ddot{\gamma}(t)$ is normal to \mathcal{M} at $\gamma(t)$. Now consider the sphere of radius $\text{rch}(\mathcal{M})$ tangent to \mathcal{M} at $\gamma(t)$, whose centre lies on the line $\{\gamma(t) + \lambda\ddot{\gamma} \mid \lambda \in \mathbb{R}\}$. If now $|\ddot{\gamma}|$ were larger than $1/\text{rch}(\mathcal{M})$, the geodesic γ would enter the tangent sphere, which would contradict Corollary 2. \square

Note that $|\ddot{\gamma}|$ is the normal curvature, because γ is a geodesic. Using the terminology of (Niyogi et al, 2008, Section 6), Lemma 4 can also be formulated as follows: $1/\text{rch}(\mathcal{M})$ bounds the principal curvatures in the normal direction ν , for any unit normal vector $\nu \in N_p\mathcal{M}$. In particular, $1/\text{rch}(\mathcal{M})$ also bounds the principal curvatures if \mathcal{M} has codimension 1.

We now have the following, which is a straightforward extension of an observation in Attali et al (2007) to general dimension:

Lemma 5 *Let $\gamma(t)$ be a geodesic parametrized according to arc length, with $t \in [0, \ell]$ on $\mathcal{M} \subset \mathbb{R}^d$, then:*

$$\angle \dot{\gamma}(0)\dot{\gamma}(\ell) \leq \frac{d_{\mathcal{M}}(\gamma(0), \gamma(\ell))}{\text{rch}(\mathcal{M})}.$$

Proof Because γ is parametrized according to arc length $|\dot{\gamma}| = 1$ and $\dot{\gamma}(t)$ can be seen as a curve on the sphere \mathbb{S}^{d-1} . Moreover $\ddot{\gamma}$ can be seen as tangent to this sphere. The angle between two tangent vectors $\dot{\gamma}(0)$ and $\dot{\gamma}(\ell)$ equals the geodesic distance on the sphere. The geodesic distance between any two points is smaller or equal to the length of any curve connecting these points, and $\{\dot{\gamma}(t) \mid t \in [0, \ell]\}$ is such a curve. We therefore have

$$\angle \dot{\gamma}(0)\dot{\gamma}(\ell) \leq \int_0^\ell \left| \frac{d}{dt} \dot{\gamma} \right| dt = \int_0^\ell |\ddot{\gamma}| dt \leq \frac{\ell}{\text{rch}(\mathcal{M})} \leq \frac{d_{\mathcal{M}}(\gamma(0), \gamma(\ell))}{\text{rch}(\mathcal{M})}, \quad (7)$$

where we used Lemma 4. \square

We can now turn our attention to the variation of tangent spaces. Here we mainly follow Niyogi et al (2008), but use one useful observation of Attali et al (2007). We shall be using the second fundamental form, which we assume the reader to be familiar with. We refer to do Carmo (1992) as a standard reference.

The second fundamental form $\Pi_p(u, v)$ has the geometric interpretation of the normal part of the covariant derivative, where we assume now that u, v are vector fields. In particular $\Pi(u, v) = \bar{\nabla}_u v - \nabla_u v$, where $\bar{\nabla}$ is the connection in the ambient space, in this case Euclidean space, and ∇ the connection with respect to the induced metric on the manifold \mathcal{M} . The second fundamental form $\Pi_p : T_p\mathcal{M} \times T_p\mathcal{M} \rightarrow N_p\mathcal{M}$ is a symmetric bi-linear form, see for example Section 6.2 of do Carmo (1992) for a proof. This means that we only need to consider vectors in the tangent space and not vector fields, when we consider $\Pi_p(u, v)$.

We can now restrict our attention to u, v lying on the unit sphere $\mathbb{S}_{T_p\mathcal{M}}^{n-1}$ (of codimension one in $T_p\mathcal{M}$) in the tangent space and ask for which of these vectors $|\mathbb{I}\mathbb{I}_p(u, v)|$ is maximized. Let us assume that the $\mathbb{I}\mathbb{I}_p(u, v)$ for which the maximum¹ is attained lies in the direction of $\eta \in N_p\mathcal{M}$ where η is assumed to have unit length.

We can now identify $\langle \mathbb{I}\mathbb{I}_p(\cdot, \cdot), \eta \rangle$, with a symmetric matrix. Because of this $\langle \mathbb{I}\mathbb{I}_p(u, v), \eta \rangle$, with $u, v \in \mathbb{S}_{T_p\mathcal{M}}^{n-1}$, attains its maximum for u, v both lying in the direction of the unit eigenvector w of $\langle \mathbb{I}\mathbb{I}_p(\cdot, \cdot), \eta \rangle$ with the largest² eigenvalue. In other words the maximum is assumed for $u = v = w$. Let us now consider a geodesic γ_w on \mathcal{M} parametrized by arclength such that $\gamma_w(0) = p$ and $\dot{\gamma}_w(0) = w$. Now, because γ_w is a geodesic and the ambient space is Euclidean,

$$\mathbb{I}\mathbb{I}_p(w, w) = \mathbb{I}\mathbb{I}_p(\dot{\gamma}_w, \dot{\gamma}_w) = \bar{\nabla}_{\dot{\gamma}_w} \dot{\gamma}_w - \nabla_{\dot{\gamma}_w} \dot{\gamma}_w = \bar{\nabla}_{\dot{\gamma}_w} \dot{\gamma}_w - 0 = \ddot{\gamma}_w.$$

Due to Lemma 4 and by definition of the maximum, we now see that $|\mathbb{I}\mathbb{I}_p(u, v)| \leq |\mathbb{I}\mathbb{I}_p(w, w)| \leq 1/\text{rch}\mathcal{M}$, for all u, v of length one.

Having discussed the second fundamental form, we can give the following lemma:

Lemma 6 *Let $p, q \in \mathcal{M}$, then*

$$\angle(T_p\mathcal{M}, T_q\mathcal{M}) \leq \frac{d_{\mathcal{M}}(p, q)}{\text{rch}(\mathcal{M})}.$$

Proof Let γ be a geodesic connecting p and q , parametrized by arc length. We consider an arbitrary unit vector u and parallel transport this unit vector along γ , getting the unit vectors $u(t)$ in the tangent spaces $T_{\gamma(t)}\mathcal{M}$. The maximal angle between $u(0)$ and $u(\ell)$, for all u bounds the angle between $T_p\mathcal{M}$ and $T_q\mathcal{M}$. Now

$$\frac{du}{dt} = \bar{\nabla}_{\dot{\gamma}} u(t) = \mathbb{I}\mathbb{I}_{\gamma(t)}(\dot{\gamma}, u(t)) + \nabla_{\dot{\gamma}} u(t) = \mathbb{I}\mathbb{I}_{\gamma(t)}(\dot{\gamma}, u(t)) + 0,$$

where we used that $u(t)$ is parallel and thus by definition $\nabla_{\dot{\gamma}} u(t) = 0$. So using our discussion above $|\frac{du}{dt}| \leq 1/\text{rch}(\mathcal{M})$. Now we note that, similarly to what we have seen in the proof of Lemma 5, $u(t)$ can be seen as a curve on the sphere and thus $\angle(u(0), u(\ell)) \leq \int_0^\ell |\frac{du}{dt}| dt \leq \ell/\text{rch}(\mathcal{M})$. \square

This bound is tight as it is attained for a sphere.

Combining Theorem 1 and Lemma 6 we find that

Corollary 3

$$\sin\left(\frac{\angle(T_p\mathcal{M}, T_q\mathcal{M})}{2}\right) \leq \frac{|p - q|}{2\text{rch}(\mathcal{M})}.$$

¹ If there is more than one direction we simply pick one.

² We can assume positivity without loss of generality, and, again, if there is more than one direction, we pick one.

Proof Lemma 6 gives

$$\sin\left(\frac{\angle(T_p\mathcal{M}, T_q\mathcal{M})}{2}\right) \leq \sin\left(\frac{d_{\mathcal{M}}(p, q)}{2\text{rch}(\mathcal{M})}\right)$$

and Theorems 1 yields

$$\sin\left(\frac{d_{\mathcal{M}}(p, q)}{2\text{rch}(\mathcal{M})}\right) \leq \frac{|p - q|}{2\text{rch}(\mathcal{M})}.$$

The result now follows. Note that the statement holds trivially if $|p - q| \geq 2\text{rch}(\mathcal{M})$. \square

With the bound on the angles between the tangent spaces it is not difficult to prove that the projection map onto the tangent space is locally a diffeomorphism, as has been done in Niyogi et al (2008). Although the results were given in terms of the (global) reach to simplify the exposition, the results can be easily formulated in terms of the local feature size.

3.2 A topological result

We shall now give a full proof of a variant of a statement by Boissonnat and Cazals (Boissonnat and Cazals, 2001, Proposition 12) in the more general $C^{1,1}$ setting:

Proposition 1 *If B is a closed ball of radius strictly less than the reach that intersects a $C^{1,1}$ manifold \mathcal{M} , then $B \cap \mathcal{M}$ is a topological ball. Here we include points (balls of dimension/radius 0).*

Note that this result is not implied by Corollary 1, because subspaces can be geodesically convex without being topological disks, think for example of the equator of the sphere.

The proof uses some results from topology, namely variants of (Milnor, 1963, Theorem 3.2 and Theorem 3.1):

Lemma 7 *Consider the distance function from c : $d_c : \mathbb{R}^d \rightarrow \mathbb{R}$, $d_c(x) = |x - c|$ restricted to \mathcal{M} . Let $a = d_c(x')$ and $b = r$ and suppose that the set $d_c^{-1}[a, b]$, consisting of all $p \in \mathcal{M}$ with $a \leq d_c(p) \leq b$, contains no critical points of d_c (that is, no point q of \mathcal{M} where $B(c, q)$ is tangent to \mathcal{M}). Then $M^a = \{x \in \mathcal{M}, d_c \leq a\} = \mathcal{M} \cap B(c, a)$ is homeomorphic (if d_c is $C^{1,1}$) to $M^b = \{x \in \mathcal{M}, d_c \leq b\}$. Furthermore M^a is a deformation retract of M^b .*

Proof The key change compared to original statement by Milnor, which is in the C^2 setting, is the passing from a diffeomorphism to a homeomorphism. This lemma is true because of the following: The proof of Theorem 3.1 of Milnor (1963) mentions the assumption that the function (in this case d_c) is smooth, however in the proof relies on using gradient flow, that is solving a differential equation. Thanks to Picard-Lindelöf theorem, see (Coddington and Levinson, 1987, Theorem 3.1), we know that the initial value problem

$\dot{x} = g(x)$, where \dot{x} denotes the derivative with respect to time, has a unique continuous solution if g is Lipschitz. In the proof presented by Milnor, g is the gradient of a (Morse) function (in this case the distance function). This implies that it suffices that the gradient of the distance function is Lipschitz, or equivalently that the function itself is $C^{1,1}$. Because the gradient flow is only continuous in this Lipschitz setting we find a homeomorphism in the $C^{1,1}$ setting, instead of the diffeomorphism as in the C^2 case. \square

Lemma 8 *Let $d_c|_{\mathcal{M}}$ be the $C^{1,1}$ function on \mathcal{M} defined, as in Lemma 7, as the restriction to \mathcal{M} of $d_c : \mathbb{R}^d \rightarrow \mathbb{R}$, $d_c(x) = |x - c|$. Assume that y is a global isolated minimum of $d_c|_{\mathcal{M}}$ and let r_c be the second critical value of $d_c|_{\mathcal{M}}$. Then for all $0 < \eta < r_c - |c - y|$, $\mathcal{M}^{r_c - \eta}$ is a topological ball.*

Proof Due to Lemma 7, in particular the deformation retract, we have that $\mathcal{M}^{r_c - \eta} \setminus \{y\}$ is homeomorphic to $(0, 1] \times (d_c|_{\mathcal{M}})^{-1}(r_c - \eta)$, for all $0 < \eta < r_c - |c - y|$. This gives that $\mathcal{M}^{r_c - \eta}$ is homeomorphic to the cone of $(d_c|_{\mathcal{M}})^{-1}(r_c - \eta)$ with the point y as its tip. Because $\mathcal{M}^{r_c - \eta}$ is a $C^{1,1}$ manifold with boundary and y does not lie on its boundary we have the following: Firstly, $(d_c|_{\mathcal{M}})^{-1}(r_c - \eta)$ is a C^1 manifold and it can be triangulated, see (Palais, 1963, section 7) and Whitehead (1940) respectively, giving a triangulation of the cone by taking the join of each simplex in the triangulation of $(d_c|_{\mathcal{M}})^{-1}(r_c - \eta)$ with y . We can now use the following definition and result from topology (Zeeman, 1963, Chapter 3):

Definition 1 (Combinatorial manifold) A complex K is called a combinatorial n -manifold if the link (the boundary of the star) of each vertex is an $(n - 1)$ -sphere or an $(n - 1)$ -ball.

Lemma 9 ((Zeeman, 1963, Lemma 9 of Chapter 3)) *Suppose that $|K| = \mathcal{M}$. Then K is a combinatorial manifold if and only if \mathcal{M} is a PL-manifold.*

Because $(d_c|_{\mathcal{M}})^{-1}(r_c - \eta)$ is the link of y , $(d_c|_{\mathcal{M}})^{-1}(r_c - \eta)$ is a sphere and $\mathcal{M}^{r_c - \eta}$ a ball. \square

Proof of Proposition 1 Write r for the radius of B and c for its center. The result is trivial if c belongs to the closure of the medial axis of \mathcal{M} , because then the intersection $B \cap \mathcal{M}$ is empty. Therefore assume that $c \notin \text{axis}(\mathcal{M})$.

Let y be the (unique) point of \mathcal{M} closest to c . We denote by B_y the closed ball centered at c with radius $|c - y|$ (see Figure 3). By Corollary 2, the interior of B_y does not intersect \mathcal{M} and $B_y \cap \mathcal{M} = \{y\}$. This means that the conditions of Lemma 8 are satisfied and $B(c, r_c - \eta) \cap \mathcal{M}$ is a topological ball for all $0 < \eta < r_c - |c - y|$, where r_c is the second critical value of the distance function to c restricted to \mathcal{M} . In other words r_c is the radius for which the ball centred on c is tangent to \mathcal{M} for the second time.

Let us now assume that there exists a point $z \neq y$ of \mathcal{M} such that $r_c = |c - z| > |c - y|$ where the ball $B(c, r_c)$ is tangent to \mathcal{M} . Corollary 2 and the assumption that the radius of B is strictly less than the reach now gives that $B(c, r_c)$ contains no points of \mathcal{M} in its interior. This cannot be, because y lies inside this ball, meaning no such point z can exist. \square

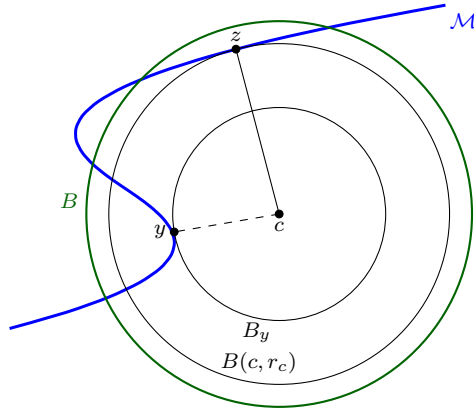


Figure 3 For the proof of Proposition 1.

3.3 Bounds for $C^{1,1}$ submanifolds

We shall now give a bound on the angle between sufficiently close tangent spaces based on elementary arguments. Here we use elementary methods in the sense that we do not rely on differential geometry, although we will use the topological ball result. The bound we find here also encompasses the $C^{1,1}$ case, and thus holds for arbitrary manifolds of positive reach.

3.3.1 From manifold to tangent space and back

We start with the following lemma, which is due to Federer. It bounds the distance of a point $q \in \mathcal{M}$ to the tangent space $T_p\mathcal{M}$ at a nearby point $p \in \mathcal{M}$. We include a proof for completeness.

Lemma 10 (Distance to tangent space, Theorem 4.8(7) of Federer (1959)) *Let $p, q \in \mathcal{M} \subset \mathbb{R}^d$ such that $|p - q| < \text{rch}(\mathcal{M})$. We have*

$$\sin \angle([pq], T_p\mathcal{M}) \leq \frac{|p - q|}{2 \text{rch}(\mathcal{M})}, \quad (8)$$

and

$$d_{\mathbb{E}}(q, T_p\mathcal{M}) \leq \frac{|p - q|^2}{2 \text{rch}(\mathcal{M})}. \quad (9)$$

Proof Write $v = \pi_{T_p\mathcal{M}}(q)$. Consider the plane H in which v , q and p lie. Let in addition B_1, B_2 be the two disks in H that are tangent to \mathcal{M} at p and thus to $T_p\mathcal{M}$ with radius $\text{rch}(\mathcal{M})$. Due to Lemma 2 q cannot lie inside the interior of B_1 nor B_2 . Let us now extend the line $[vq]$ and call the first intersection of this line with B_1 , q_1 and with B_2 , q_2 . We call the centres of B_1 and B_2 ,

c_1 and c_2 , and the angles $\angle([q_1c_1], [c_1p]) = \angle([q_2c_2], [c_2p]) = \theta$. We find that $|v - p| = \text{rch}(\mathcal{M}) \sin \theta$, while

$$|q - v| \leq |v - q_1| = |v - q_2| = (1 - \cos \theta) \text{rch}(\mathcal{M}).$$

This gives us

$$|q - v| \leq \left(1 - \sqrt{1 - \left(\frac{|v - p|}{\text{rch}(\mathcal{M})}\right)^2}\right) \text{rch}(\mathcal{M}) \leq \frac{1}{2} \frac{|v - p|^2}{\text{rch}(\mathcal{M})} + \frac{1}{2} \frac{|v - p|^4}{\text{rch}(\mathcal{M})^3},$$

using Taylor's theorem. \square

Next lemma establishes the converse statement of the distance bounds in Lemma 10. It is an improved version of Lemma B.2 in Boissonnat et al (2013). This result too can be traced back to Federer (1959), in a slightly different guise. Before we give the lemma we first introduce the following notation.

Definition 2 Let $C(T_p\mathcal{M}, r_1, \tilde{r})$ denote the ‘filled cylinder’ given by all points that project orthogonally onto a ball of radius r_1 in $T_p\mathcal{M}$ and whose distance to this ball is less than \tilde{r} .

In the following lemma we prove for all points $v \in T_p\mathcal{M}$, such that $|v - p|$ is not too large, that a pre-image on \mathcal{M} , if it exists, under the projection to $T_p\mathcal{M}$ cannot be too far from $T_p\mathcal{M}$. The existence of such a point on \mathcal{M} is proven below.

Lemma 11 (Distance to Manifold) *Suppose that $v \in T_p\mathcal{M}$ and $|v - p| < \text{rch}(\mathcal{M})$. Let $q = \pi_{(\mathcal{M} \rightarrow T_p\mathcal{M})}^{-1}(v)$ be the inverse of the (restricted) projection $\pi_{T_p\mathcal{M}}$ from $\mathcal{M} \cap C(T_p\mathcal{M}, \text{rch}(\mathcal{M}), \text{rch}(\mathcal{M}))$ to $T_p\mathcal{M}$ of v , if it exists. Then*

$$|q - v| \leq \left(1 - \sqrt{1 - \left(\frac{|v - p|}{\text{rch}(\mathcal{M})}\right)^2}\right) \text{rch}(\mathcal{M}) \leq \frac{1}{2} \frac{|v - p|^2}{\text{rch}(\mathcal{M})} + \frac{1}{2} \frac{|v - p|^4}{\text{rch}(\mathcal{M})^3}.$$

Remark 1 It follows immediately that $\mathcal{M} \cap C(T_p\mathcal{M}, r_1, \text{rch}(\mathcal{M})) \subset C(T_p\mathcal{M}, r_1, \tilde{r}(r_1))$, with

$$\tilde{r}(r_1) = \left(1 - \sqrt{1 - \left(\frac{r_1}{\text{rch}(\mathcal{M})}\right)^2}\right) \text{rch}(\mathcal{M}), \quad (10)$$

for any $r_1 \leq \text{rch}(\mathcal{M})$. This cylinder is indicated in green in Figure 4. Let $C_{\text{top/bottom}}(T_p\mathcal{M}, r_1, \tilde{r}(r_1))$ denote the subset of $C(T_p\mathcal{M}, r_1, \tilde{r}(r_1))$ that projects orthogonally onto the open ball of radius r_1 in $T_p\mathcal{M}$ and lies a distance $\tilde{r}(r_1)$ away. We also see that $\mathcal{M} \cap C_{\text{top/bottom}}(T_p\mathcal{M}, r_1, \tilde{r}(r_1)) = \emptyset$ and that $\mathcal{M} \cap C(T_p\mathcal{M}, r_1, \text{rch}(\mathcal{M})) \cap N_p\mathcal{M} = \{p\}$. We write

$$C_{\text{side rim}}(T_p\mathcal{M}, r_1, \tilde{r}(r_1)) = \partial C(T_p\mathcal{M}, r_1, \tilde{r}(r_1)) \setminus C_{\text{top/bottom}}(T_p\mathcal{M}, r_1, \tilde{r}(r_1)).$$

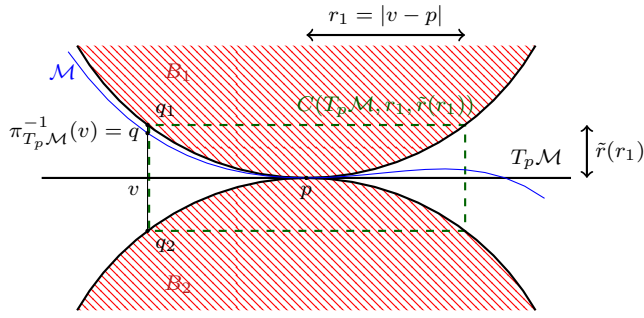


Figure 4 The set of all tangent balls to the tangent space of radius $\text{rch}(\mathcal{M})$ bounds the region in which \mathcal{M} can lie. Here we depict the 2 dimensional analogue.

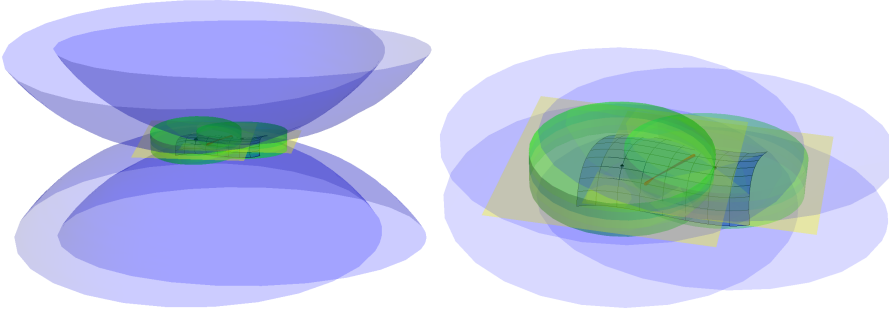


Figure 5 The tangent spaces $T_p \mathcal{M}$ and $T_q \mathcal{M}$ are drawn in yellow. The cylinders $C(T_p \mathcal{M}, r_1, \tilde{r})$ and $C(T_q \mathcal{M}, r_1, \tilde{r})$ are indicated in green. The red line segment lies in both cylinders and therefore its angle with both $T_p \mathcal{M}$ and $T_q \mathcal{M}$ is small.

3.3.2 The angle bound

This section revolves around the following observation: If r_1 roughly the distance between p and q , there is a significant part of \mathcal{M} that is contained in the intersection $C(T_p \mathcal{M}, r_1, \tilde{r}) \cap C(T_q \mathcal{M}, r_1, \tilde{r})$, where we abbreviated $\tilde{r}(r_1)$ to \tilde{r} . In particular any line segment, whose length is denoted by ℓ , connecting two points in $\mathcal{M} \cap C(T_p \mathcal{M}, r_1, \tilde{r}) \cap C(T_q \mathcal{M}, r_1, \tilde{r})$ is contained in both $C(T_p \mathcal{M}, r_1, \tilde{r})$ and $C(T_q \mathcal{M}, r_1, \tilde{r})$. If this line segment is long, the angle with both $T_p \mathcal{M}$ and $T_q \mathcal{M}$ is small. This bounds the angle between $T_p \mathcal{M}$ and $T_q \mathcal{M}$, see Figure 5.

We start with the following simple observation:

Remark 2 Let $[ab]$ be a line segment with length ℓ that is contained in $C(T_p \mathcal{M}, r_1, \tilde{r})$. Then the angle ψ between $[ab]$ and $T_p \mathcal{M}$ is bounded by $\sin(\psi) \leq \frac{2\tilde{r}}{\ell}$.

We now need the following corollary of Proposition 1:

Corollary 4 *We have:*

1. For any ball $B(p, r)$ of radius $r < \text{rch}(\mathcal{M})$ centred at $p \in \mathcal{M}$, $B(p, r) \cap \mathcal{M}$ is a topological ball.

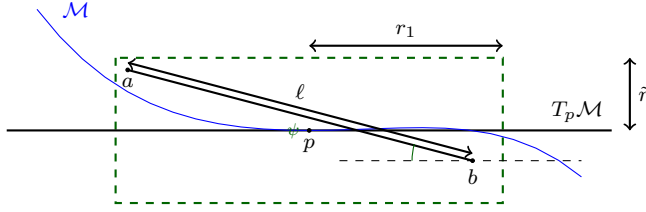


Figure 6 An illustration of the notation used in Remark 2.

2. For every $0 < r < \text{rch}(\mathcal{M})$, $\partial(B(p, r) \cap \mathcal{M})$ is contained in a set homeomorphic to $C_{\text{side rim}}(T_p \mathcal{M}, r, \tilde{r}(r))$, this homeomorphism is a projection, which is denoted by h_r and indicated in Figure 8 in green.
3. There exists an isotopy from the image of $\partial(B(p, r) \cap \mathcal{M})$ under the homeomorphism from $C_{\text{side rim}}(T_p \mathcal{M}, r, \tilde{r}(r))$ to the sphere that is the boundary of the open ball of radius r in $T_p \mathcal{M}$.

Proof The first observation is a straightforward consequence of Proposition 1 and the definition of the reach.

We have that $B(p, r) \subset C(T_p \mathcal{M}, r, \text{rch}(\mathcal{M}))$, so thanks to Remark 1 we see that

$$B(p, r) \cap \mathcal{M} \cap N_p \mathcal{M} = \mathcal{M} \cap C(T_p \mathcal{M}, r_1, \text{rch}(\mathcal{M})) \cap N_p \mathcal{M} = \{p\}.$$

Because \mathcal{M} does not have a boundary, we see that $\partial(B(p, r) \cap \mathcal{M}) \subset \partial(B(p, r)) \setminus N_p \mathcal{M}$. The set $\partial(B(p, r)) \setminus N_p \mathcal{M}$ is a sphere with a $d - n$ dimensional linear space removed and thus homeomorphic to the open cylinder $(\mathbb{S}^n \times (-1, 1)^{d-n})$. This means its closure is a closed cylinder and thus homeomorphic to $C_{\text{side rim}}(T_p \mathcal{M}, r, \tilde{r}(r))$. This gives us the second observation.

The third observation is obviously true for sufficiently small $r = \epsilon$, because the tangent space is the first order approximation of the manifold. Because the second observation holds for any $r' \leq \text{rch}(\mathcal{M})$, the third observation follows. Roughly speaking, the isotopy can be found by following $\partial(B(p, r') \cap \mathcal{M})$ from $r' = r$ to the limit of r' going to zero.

More precisely the isotopy can be understood as follows, see also Figure 7:

- Thanks to Proposition 1, $\mathcal{M} \cap \partial B(p, r)$ is a topological sphere. For each $0 < r' < \text{rch}(\mathcal{M})$, $h_{r'}(\partial(B(p, r') \cap \mathcal{M}))$ lies on $C_{\text{side rim}}(T_p \mathcal{M}, r', \tilde{r}(r'))$.
- In turn $C_{\text{side rim}}(T_p \mathcal{M}, r', \tilde{r}(r'))$ can be rescaled in the radial direction such that the image is contained in $C_{\text{side rim}}(T_p \mathcal{M}, r, \tilde{r}(r))$. This rescaling is denoted by the map $R_{r' \rightarrow r}$.
- The map $R_{r' \rightarrow r}(h_{r'}(\partial(B(p, r') \cap \mathcal{M})))$ now gives the isotopy, because the limit $\lim_{r' \rightarrow 0} R_{r' \rightarrow r}(h_{r'}(\partial(B(p, r') \cap \mathcal{M})))$ is in fact the sphere in the tangent space.

□

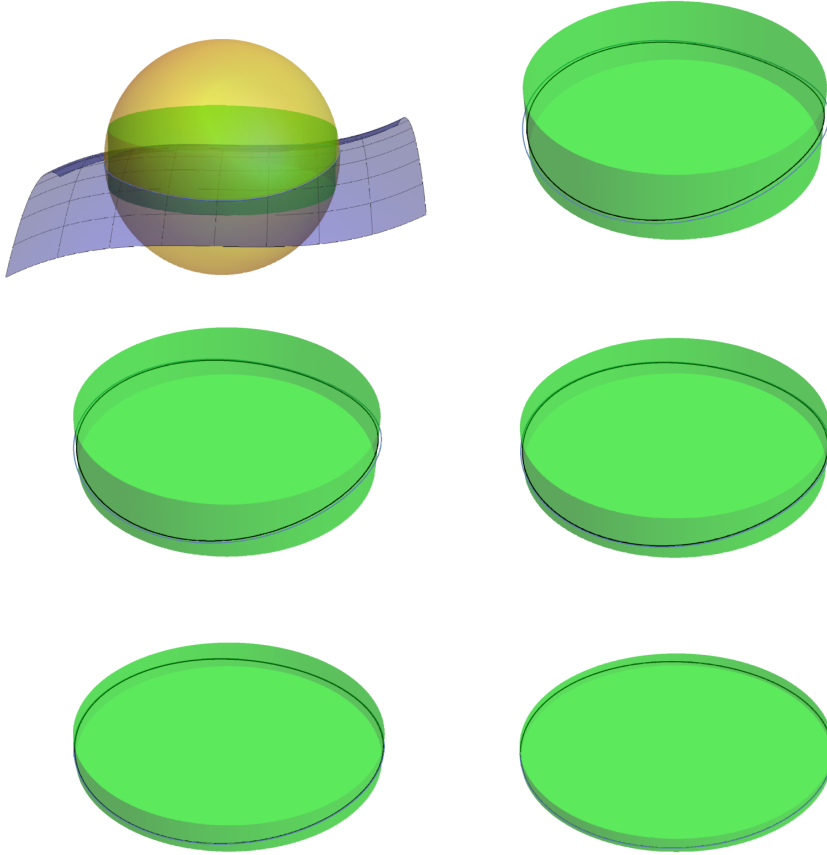


Figure 7 Overview of the proof of the third point of Corollary 4. In the first image we see the intersection between the sphere $\partial B(p, r)$ and the manifold \mathcal{M} . The following figures focus on the intersection $\partial B(p, r) \cap \mathcal{M}$ in blue and its projection in black. This is depicted for smaller and smaller radii of the sphere, but rescaled to the size of the first image. Notice that the curve of intersection tends to the circle.

For the existence of the line segment that is contained in both $C(T_p\mathcal{M}, r_1, \tilde{r})$ and $C(T_q\mathcal{M}, r_1, \tilde{r})$ we need the following corollary of Proposition 1:

Corollary 5 *For each $v \in T_p\mathcal{M}$ such that $|v - p| < \frac{\sqrt{3}}{2}\text{rch}(\mathcal{M})$ there exists at least one point $\pi_{T_p\mathcal{M}}^{-1}(v)$.*

Proof The proof, by contradiction, is completely pictorial in nature, see Figure 8. So let us suppose that there exists a $v \in T_p\mathcal{M}$ with $|v - p| < \frac{\sqrt{3}}{2}\text{rch}(\mathcal{M})$ such that there does not exist a $\pi_{T_p\mathcal{M}}^{-1}(v)$. Consider the ball $B(p, \text{rch}(\mathcal{M}))$. $\mathcal{M} \cap B(p, \text{rch}(\mathcal{M}))$ is a topological ball, by Corollary 4. We now map (radi-

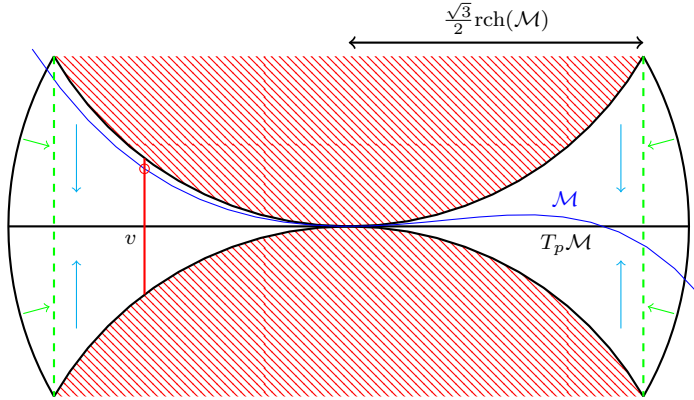


Figure 8 The manifold \mathcal{M} in a neighbourhood of the point p lies in region bounded by all tangent balls of $T_p\mathcal{M}$ at p , indicated by the red balls. The projection on the boundary of $C(T_p\mathcal{M}, \frac{\sqrt{3}}{2}\text{rch}(\mathcal{M}), \frac{1}{2}\text{rch}(\mathcal{M}))$ is indicated in green. The projection onto the tangent page is indicated in cyan.

ally) the part of this ball outside the cylinder $C(T_p\mathcal{M}, \frac{\sqrt{3}}{2}\text{rch}(\mathcal{M}), \frac{1}{2}\text{rch}(\mathcal{M}))$ onto the boundary of $C(T_p\mathcal{M}, \frac{\sqrt{3}}{2}\text{rch}(\mathcal{M}), \frac{1}{2}\text{rch}(\mathcal{M}))$, as indicated in Figure 8. We then project everything onto $T_p\mathcal{M}$. By Corollary 4 one has that the result is the image of a topological ball whose boundary coincides with the boundary of $B_{T_p\mathcal{M}}(\frac{\sqrt{3}}{2}\text{rch}(\mathcal{M}))$. However because we assumed that there did not exist a $\pi_{T_p\mathcal{M}}^{-1}(v)$, this image of the topological ball is topologically non-trivial, which yields a clear contradiction, because if there is a puncture the boundary of the topological ball would no longer be homologically trivial. \square

Theorem 3 Let $|p-q| \leq \text{rch}(\mathcal{M})/3$, then the angle φ between $T_p\mathcal{M}$ and $T_q\mathcal{M}$ is bounded by

$$\sin \frac{\varphi}{2} \leq \frac{(1 - \sqrt{1 - \alpha^2})}{\sqrt{\frac{\alpha^2}{4} - (\frac{\alpha^2}{2} + 1 - \sqrt{1 - \alpha^2})^2}} \simeq \alpha + 9\alpha^3/4,$$

where $\alpha = |p-q|/\text{rch}(\mathcal{M})$.

Proof The idea of the proof is pictorial, as we have seen in the overview in Figure 5 and below. We shall now give the details.

We consider the balls of radius $|p-q|$ centred at p and q respectively. The ball of radius $\frac{|p-q|}{2}$ centred at the midpoint $m = \frac{p+q}{2}$ is clearly contained in both larger balls, being $B(p, |p-q|)$ and $B(q, |p-q|)$, as indicated in Figure 9.

We now note that $\mathcal{M} \cap B(m, \frac{|p-q|}{2})$ is contained in both the cylinders $C(T_p\mathcal{M}, |p-q|, \tilde{r}(|p-q|))$ and $C(T_q\mathcal{M}, |p-q|, \tilde{r}(|p-q|))$. Moreover, there exists an n -dimensional ball $B_{T_p\mathcal{M}}(\ell)$ of diameter ℓ in $T_p\mathcal{M}$ (the dark disk in

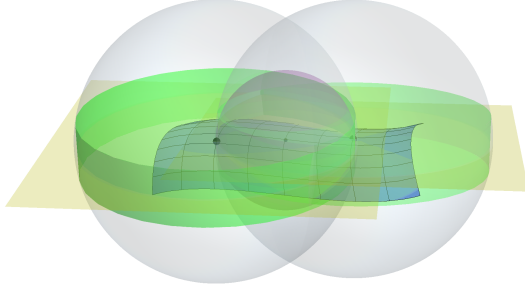


Figure 9 The ball $B(m, \frac{|p-q|}{2})$ lies in both $B(p, |p-q|)$ and $B(q, |p-q|)$.

Figure 10) such that $\pi_{T_p\mathcal{M}}^{-1}(x) \in B(m, \frac{|p-q|}{2})$ for all $x \in B_{T_p\mathcal{M}}(\ell)$. Determining ℓ is the only part of this proof for which we have to do some calculations, which we postpone until the end of the proof.




Figure 10 $B_{T_p\mathcal{M}}(\ell)$ is the dark disk that lies in the sphere.

For each direction in $T_p\mathcal{M}$ we can consider the line segment connecting two antipodal point y_1, y_2 on the sphere $\partial B_{T_p\mathcal{M}}(\ell)$ and the line segment connecting $\pi_{T_p\mathcal{M}}^{-1}(y_1)$ and $\pi_{T_p\mathcal{M}}^{-1}(y_2)$, see Figure 11. These two points exist because of Corollary 5. This line segment has at least length ℓ . Moreover it lies in both $C(T_p\mathcal{M}, |p-q|, \tilde{r}(|p-q|))$, $C(T_q\mathcal{M}, |p-q|, \tilde{r}(|p-q|))$, with \tilde{r} as in (10).

We now have a line segment for each direction in $T_p\mathcal{M}$ that is close to that direction in $T_p\mathcal{M}$, because it lies in $C(T_p\mathcal{M}, |p-q|, \tilde{r}(|p-q|))$, and is close to $T_q\mathcal{M}$, because the line segment lies in $C(T_q\mathcal{M}, |p-q|, \tilde{r}(|p-q|))$. If this line segment is not too short compared to $\tilde{r}(|p-q|)$, Lemma 10, Lemma 11 and Remark 2 give us that the angle between $T_p\mathcal{M}$ and $T_q\mathcal{M}$ is small.

The only thing which is left is to give a lower bound ℓ . For this we shall use Figure 12. We shall denote the orthogonal translation of $T_p\mathcal{M}$ that goes through a point x by $\text{Trans}_x(T_p\mathcal{M})$. Let $\text{Trans}_{\max}(T_p\mathcal{M})$ be the orthogonal translation of $T_p\mathcal{M}$ to the furthest possible affine subspace from q , such that the intersection of $\text{Trans}(T_p\mathcal{M})$ and $C(T_p\mathcal{M}, |p-q|, \tilde{r}(|p-q|))$ is nonempty. $\text{Trans}_{\max}(T_p\mathcal{M})$ is indicated by a thick dashed line in Figure 12. The radius of the intersection of $\text{Trans}_{\max}(T_p\mathcal{M})$ with $B(m, \frac{|p-q|}{2})$ gives us $\ell/2$.

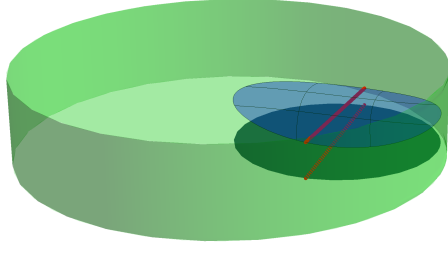


Figure 11 The line segment connecting two antipodal point y_1, y_2 on the sphere $\partial B_{T_p\mathcal{M}}(\ell)$ is indicated as a dotted red line and the line segment connecting $\pi_{T_p\mathcal{M}}^{-1}(y_1)$ and $\pi_{T_p\mathcal{M}}^{-1}(y_2)$ is indicated in red.

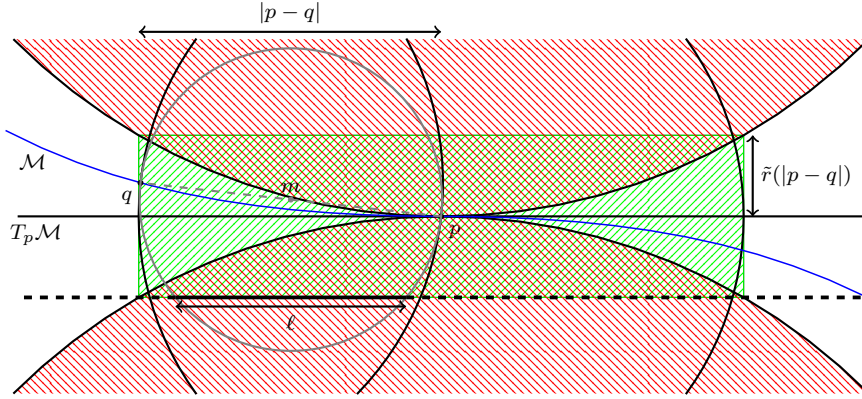


Figure 12 The intersection region of the balls centred at p and q with radius $|p - q|$.

Because Lemma 10 gives us that m lies at most $\frac{|p-q|^2}{2\text{rch}(\mathcal{M})}$ from $T_p\mathcal{M}$ and the distance between $\text{Trans}_{\max}(T_p\mathcal{M})$ and $T_p\mathcal{M}$ is $\tilde{r}(|p - q|)$ we have, by Pythagoras,

$$(\ell/2)^2 = \left(\frac{|p - q|}{2}\right)^2 - \left(\frac{|p - q|^2}{2\text{rch}(\mathcal{M})} + \tilde{r}(|p - q|)\right)^2.$$

Using Remark 2, we see that

$$\sin \frac{\varphi}{2} \leq \frac{2\tilde{r}(|p - q|)}{\ell},$$

where the factor 2 on the left hand side is due to the fact that we apply the bound twice, once for each cylinder. To be precise we have used

$$\begin{aligned} \phi = \angle(T_p\mathcal{M}, T_q\mathcal{M}) \leq & \sup_{y_1, y_2 \in \partial B_{T_p\mathcal{M}}(\ell)} \angle(T_p\mathcal{M}, \pi_{T_p\mathcal{M}}^{-1}(y_1) - \pi_{T_p\mathcal{M}}^{-1}(y_2)) \\ & + \angle(T_q\mathcal{M}, \pi_{T_p\mathcal{M}}^{-1}(y_1) - \pi_{T_p\mathcal{M}}^{-1}(y_2)), \end{aligned}$$

where we understand that the supremum is taken over antipodal points y_1 and y_2 in $\partial B_{T_p \mathcal{M}}(\ell)$ and $\sin(a+b) \leq \sin(a) + \sin(b)$.

Combining the results yields

$$\begin{aligned} \sin \frac{\varphi}{2} &\leq \frac{\tilde{r}(|p-q|)}{\sqrt{\left(\frac{|p-q|}{2}\right)^2 - \left(\frac{|p-q|^2}{2\text{rch}(\mathcal{M})} + \tilde{r}(|p-q|)\right)^2}}, \\ &= \frac{\left(1 - \sqrt{1 - \left(\frac{|p-q|}{\text{rch}(\mathcal{M})}\right)^2}\right) \text{rch}(\mathcal{M})}{\sqrt{\left(\frac{|p-q|}{2}\right)^2 - \left(\frac{|p-q|^2}{2\text{rch}(\mathcal{M})} + \left(1 - \sqrt{1 - \left(\frac{|p-q|}{\text{rch}(\mathcal{M})}\right)^2}\right) \text{rch}(\mathcal{M})\right)^2}} \\ &= \frac{(1 - \sqrt{1 - \alpha^2})}{\sqrt{\frac{\alpha^2}{4} - \left(\frac{\alpha^2}{2} + 1 - \sqrt{1 - \alpha^2}\right)^2}} \\ &\simeq \alpha + 9\alpha^3/4, \end{aligned}$$

where $\alpha = |p-q|/\text{rch}(\mathcal{M})$. \square

Remark 3 The bound we presented above can be tightened by further geometric analysis, in particular by splitting $T_p \mathcal{M}$ into the span of $\pi_{T_p \mathcal{M}}(q) - p$ and its orthocomplement. However we chose to preserve the elementary character of the argument. At the moment the bound is about half as good for small α as the smooth bound. The bound on α itself is a third of what one can prove in the smooth setting. It is not clear that this gap can be completely closed with these techniques.

With the bound on the angles between the tangent spaces it is not difficult to prove that the projection map is locally a diffeomorphism, as has been done in Niyogi et al (2008).

4 Metric distortion and geodesic convexity for C^2 submanifolds

In this section we prove the results on distortion and geodesic convexity for C^2 manifolds. The first part of this exposition is the result of straightforwardly combining the work of Niyogi et al (2008), and the two dimensional analysis of Attali et al (2007) with some observations concerning the reach. The proof of geodesic convexity of the intersection of the manifold and a sufficiently small ball (Corollary 1 for $C^{1,1}$ manifolds and Theorem 4 for C^2 manifolds) uses the same techniques as those we have seen in Section 3, and are again based on the simple observation made in Lemma 4. We have included the smooth analysis in the final section because we feel that it gives a different perspective on the problem. Some of the intermediate results, in this smooth setting, may also be of independent interest.

4.1 Metric distortion

We remind ourselves that Lemma 5 says that if $\gamma(t)$ is a geodesic parametrized according to arc length whose length ℓ therefore equals $d_{\mathcal{M}}(p, q)$, such that $\gamma(0) = p$ and $\gamma(\ell) = q$, we have that,

$$\angle \dot{\gamma}(a)\dot{\gamma}(b) \leq \frac{|a-b|}{\text{rch}(\mathcal{M})}. \quad (7)$$

We now have the following, which is the straightforward generalization of Property I of Attali et al (2007) to arbitrary dimension and using the reach:

Lemma 12 *Let $p, q \in \mathcal{M}$ be such that $d_{\mathcal{M}}(p, q) \leq \pi \text{rch}(\mathcal{M})$, then*

$$\sin\left(\frac{d_{\mathcal{M}}(p, q)}{2\text{rch}(\mathcal{M})}\right) \leq \frac{|p-q|}{2\text{rch}(\mathcal{M})}.$$

Proof The length of γ in the direction $\dot{\gamma}(\frac{\ell}{2})$ is

$$\begin{aligned} \left\langle q-p, \dot{\gamma}\left(\frac{\ell}{2}\right) \right\rangle &= \int_0^{\ell} \langle \dot{\gamma}(s), \dot{\gamma}(\ell/2) \rangle ds \\ &= \int_0^{\ell/2} \langle \dot{\gamma}(s), \dot{\gamma}(\ell/2) \rangle ds + \int_{\ell/2}^{\ell} \langle \dot{\gamma}(s), \dot{\gamma}(\ell/2) \rangle ds \\ &\geq \int_0^{\ell/2} \cos \frac{|s-\ell/2|}{\text{rch}(\mathcal{M})} ds + \int_{\ell/2}^{\ell} \cos \frac{|s-\ell/2|}{\text{rch}(\mathcal{M})} ds \\ &= 2\text{rch}(\mathcal{M}) \sin\left(\frac{\ell}{2\text{rch}(\mathcal{M})}\right). \end{aligned}$$

Because $|q-p| \geq \langle q-p, \dot{\gamma}(\frac{\ell}{2}) \rangle$, the result follows. \square

This bound is tight as it is attained on the sphere of the appropriate dimension.

4.2 Convexity

We now prove that the intersection of a ball with radius less than the reach with the manifold is geodesically convex, using differential geometric techniques. To prove this we first give a bound on the distance between (a sufficiently short) geodesic on the manifold and the straight line segment connecting the endpoints of the geodesic. In fact we'll see that the worst case scenario is the sphere with radius reach. Secondly we'll show that if points are closer than $2\text{rch}(\mathcal{M})$ in the ambient space, they are also close on the manifold. The main result is a fairly straightforward consequence of these two lemmas.

Here we shall use the estimate (7) to prove the following:

Lemma 13 *Let $p, q \in \mathcal{M}$ be such that $d_{\mathcal{M}}(p, q) < \pi \operatorname{rch}(\mathcal{M})$ and let $\gamma(t)$ be a minimizing geodesic parametrized by arc length connecting p and q with length ℓ , then*

$$d_{\mathbb{E}}(\gamma(t), [pq]) \leq \operatorname{rch}(\mathcal{M}) \left(\cos \frac{|\ell/2 - t|}{\operatorname{rch}(\mathcal{M})} - \cos \frac{\ell}{2\operatorname{rch}(\mathcal{M})} \right),$$

for $0 \leq t \leq \ell$.

Proof We shall denote the orthogonal projection onto $[pq]$ by $\pi_{[pq]}$ and the direction of the line segment $[pq]$ by z . We now consider the two dimensional curve $\tilde{\gamma}(t) = (\tilde{\gamma}_z(t), \tilde{\gamma}_\rho(t)) = (\pi_{[pq]}(\gamma(t)), |\gamma(t) - \pi_{[pq]}(\gamma(t))|)$. The geometric interpretation is the following: We first consider $\gamma(t)$ in cylindrical coordinates, where we regard the line that extends $[pq]$ as the ‘ z -axis’. We then project on the radial ρ and ‘ z ’-direction. We also refer to the unit vector in the radial direction as ρ .

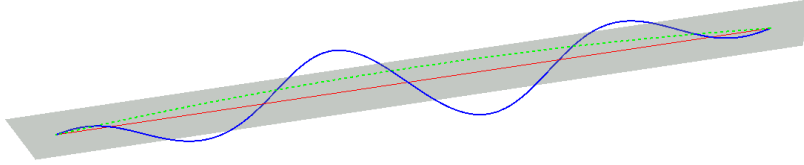


Figure 13 A sketch of the curves $\gamma(t)$ (blue), $\tilde{\gamma}(t)$ (green), and the line segment $[pq]$ (red). The ρ, z -plane is indicated in greyish green, the ‘ z ’-direction is the direction of the segment $[pq]$.

Observe that $\dot{\tilde{\gamma}}(t)$ is the projection on the ρ, z -plane of $\dot{\gamma}(t)$ and thus

$$\angle(\dot{\tilde{\gamma}}(a), \dot{\tilde{\gamma}}(b)) \leq \angle(\dot{\gamma}(a), \dot{\gamma}(b)),$$

because any projection decreases angles. Using (7) we now see that

$$\angle(\dot{\tilde{\gamma}}(a), \dot{\tilde{\gamma}}(b)) \leq \frac{|a - b|}{\operatorname{rch}(\mathcal{M})}. \quad (11)$$

We also note that $|\dot{\tilde{\gamma}}(t)| \leq 1$.

Let $s^* \in [0, \ell]$ be a point such that $\frac{d}{dt}(\tilde{\gamma}_\rho(t))|_{t=s^*} = 0$, that is $\dot{\tilde{\gamma}}(s^*)$ lies in the z -direction. There exists such an s^* for there is a point where the maximum of $\tilde{\gamma}_\rho(t)$ is attained. By possibly interchanging the roles of p and q we can assume that $s^* \leq \ell/2$.

We now have the following estimate

$$\begin{aligned}
d_{\mathbb{E}}(\gamma(s^*), [pq]) &\leq \left| \int_0^{s^*} \langle \rho, \dot{\gamma}(s) \rangle ds \right| \\
&\leq \int_0^{s^*} |\langle \rho, \dot{\gamma}(s) \rangle| ds \\
&\leq \int_0^{s^*} \cos \angle(\rho, \dot{\gamma}(s)) ds \\
&= \int_0^{s^*} \sin \angle(z, \dot{\gamma}(s)) ds \\
&= \int_0^{s^*} \sin \angle(\dot{\gamma}(s^*), \dot{\gamma}(s)) ds \\
&\leq \int_0^{s^*} \sin \frac{|s - s^*|}{\text{rch}(\mathcal{M})} ds \\
&= \text{rch}(\mathcal{M}) \left(1 - \cos \frac{s^*}{\text{rch}(\mathcal{M})} \right),
\end{aligned}$$

where the third inequality is due to the fact that $|\dot{\gamma}| \leq 1$ and the last inequality is due to (11). It is clear that the bound is maximized if $s^* = \ell/2$. This maximum is attained for the sphere of the appropriate dimension.

We can now do the same analysis for any $t \in [0, s^*]$. We see that

$$\begin{aligned}
d_{\mathbb{E}}(\gamma(t), [pq]) &\leq \left| \int_0^t \langle \rho, \dot{\gamma}(s) \rangle ds \right| \\
&\leq \int_0^t \sin \angle(\dot{\gamma}(s^*), \dot{\gamma}(s)) ds \\
&\leq \int_0^t \sin \frac{|s - s^*|}{\text{rch}(\mathcal{M})} ds \\
&\leq \text{rch}(\mathcal{M}) \left(\cos \frac{|s^* - t|}{\text{rch}(\mathcal{M})} - \cos \frac{s^*}{\text{rch}(\mathcal{M})} \right),
\end{aligned}$$

which again is maximized if $s^* = \ell/2$ and attained for the sphere. \square

We also need the following lemma:

Lemma 14 *Let \mathcal{M} be a compact C^2 manifold and $p, q \in \mathcal{M}$ be such that $|p - q| < 2\text{rch}(\mathcal{M})$, then $d_{\mathcal{M}}(p, q) < \pi \text{rch}(\mathcal{M})$.*

Proof We first note that if $|p - q| < 2\text{rch}(\mathcal{M})$, then p and q lie on the same connected component of \mathcal{M} . In fact we shall prove that if p and q lie on different connected components then $|p - q| \geq 2\text{rch}(\mathcal{M})$. Let \mathcal{M}_1 and \mathcal{M}_2 be two connected components of \mathcal{M} with the smallest distance between them, if there is more than one such pair we pick one. We may assume that p lies on \mathcal{M}_1 and q on \mathcal{M}_2 . Consider points the $x \in \mathcal{M}_1$ and $y \in \mathcal{M}_2$, where the

distance $d(\mathcal{M}_1, \mathcal{M}_2)$ is attained. The line segment $[xy]$ is normal to both \mathcal{M}_1 and \mathcal{M}_2 , from which we can conclude that the midpoint of $[xy]$ is equidistant to both \mathcal{M}_1 and \mathcal{M}_2 . Moreover there cannot be another connected component of \mathcal{M} that is closer to the midpoint because we assumed that \mathcal{M}_1 and \mathcal{M}_2 are the two connected components that are the closest. This means that the midpoint lies on the medial axis. Our claim now follows. We can now safely assume that \mathcal{M} has one connected component.

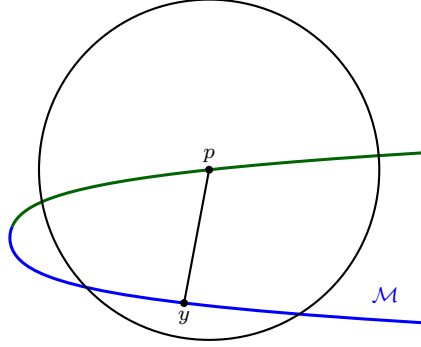


Figure 14 The set $B_{\mathcal{M}}(p, \pi \text{rch}(\mathcal{M}))$ is indicated is green, while $\mathcal{M} \setminus B_{\mathcal{M}}(p, \pi \text{rch}(\mathcal{M}))$ is blue.

Thanks to Lemma 12, we know that if $d_{\mathcal{M}}(p, q) = \pi \text{rch}(\mathcal{M})$, then $|p - q| \geq 2\text{rch}(\mathcal{M})$. This means that we can subdivide \mathcal{M} in $B_{\mathcal{M}}(p, \pi \text{rch}(\mathcal{M}))$, the geodesic ball of radius $\pi \text{rch}(\mathcal{M})$, and $\mathcal{M} \setminus B_{\mathcal{M}}(p, \pi \text{rch}(\mathcal{M}))$. Now suppose that $(\mathcal{M} \setminus B_{\mathcal{M}}(p, \pi \text{rch}(\mathcal{M}))) \cap B(p, 2\text{rch}(\mathcal{M})) \neq \emptyset$, with $B(p, 2\text{rch}(\mathcal{M}))$ the open Euclidean ball of radius $2\text{rch}(\mathcal{M})$. We pick a point $y \in (\mathcal{M} \setminus B_{\mathcal{M}}(p, \pi \text{rch}(\mathcal{M}))) \cap B(p, 2\text{rch}(\mathcal{M}))$ that is the closest to p . We now see that

- $[yp]$ is normal to \mathcal{M} at y and thus for all $x \in [yp]$ with $|x - y| < \text{rch}(\mathcal{M})$, $\pi_{\mathcal{M}}(x) = y$, by Federer's tubular neighbourhood theorem.
- $|y - p| < 2\text{rch}(\mathcal{M})$

For any $0 < \epsilon < \text{rch}(\mathcal{M}) - |y - p|/2$, we can pick the point $x \in [yp]$ with a distance $\text{rch}(\mathcal{M}) - \epsilon$ from y . Due to Federer's tubular neighbourhood theorem $\pi_{\mathcal{M}}(x) = y$ but by construction x closer to p than to y , a contradiction. It follows that $(\mathcal{M} \setminus B_{\mathcal{M}}(p, \pi \text{rch}(\mathcal{M}))) \cap B(p, 2\text{rch}(\mathcal{M})) = \emptyset$. \square

Lemmas 13 and 14 immediately give us the following:

Corollary 6 *A minimizing geodesic connecting p and q is contained in the lens shaped region L_{pq} , where L_{pq} is constructed as follows. We first take the circle of radius equal to the reach $\text{rch}(\mathcal{M})$, such that the line $[pq]$ is a chord. This chord divides the circle in two parts. L_{pq} is the hypersurface of revolution found by revolving the shortest part of the circle, denoted by $C_{s,[pq]}$, around $[pq]$. Alternatively L_{pq} is also the intersection of all balls of radius reach such that $[pq]$ is a cord on the boundary sphere of the ball. L_{pq} is also referred to as a spindle.*

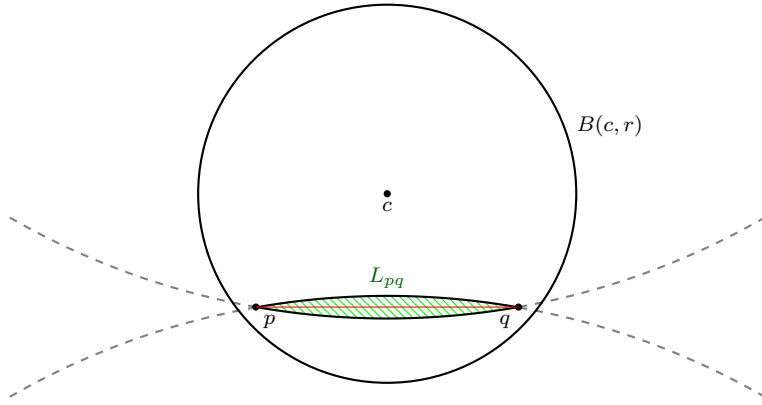


Figure 15 The lens shaped region L_{pq} is indicated in green, the grey dashed circles have radius $\text{rch}(\mathcal{M})$. We see that $L_{pq} \subset B(c, r)$.

Let $B(c, r)$ be a ball of radius $r < \text{rch}(\mathcal{M})$ and let p and q now be any points in $B(c, r)$. Eventually we shall again impose that p and q lie on \mathcal{M} , but we ignore this for the moment. We claim that L_{pq} is completely contained in $B(c, r)$. Consider any affine plane P spanned by containing $[pq]$. We look at the two circles of radius $\text{rch}(\mathcal{M})$ in this plane, such $[pq]$ is a chord. Because these circles of radius $\text{rch}(\mathcal{M})$ have larger radius than the circle $B(c, r) \cap P$, the shortest parts of the circles of radius $\text{rch}(\mathcal{M})$, namely $C_{s, [pq]}$ and its mirror image, lie inside $B(c, r) \cap P$.

We are now ready to prove the following theorem in the C^2 setting. The proof in the $C^{1,1}$ -setting is given in Corollary 1.

Theorem 4 *Let \mathcal{M} be a compact C^2 manifold embedded in \mathbb{R}^d and $B(c, r)$ a ball of radius $r < \text{rch}(\mathcal{M})$. Then $\mathcal{M} \cap B(c, r)$ is geodesically convex, in the sense that a minimizing geodesic connecting any two points in $\mathcal{M} \cap B(c, r)$ is itself contained in $\mathcal{M} \cap B(c, r)$.*

Proof For any two points $p, q \in \mathcal{M} \cap B(c, r)$, we consider the geodesic $\gamma(t)$ connecting p and q . As we have seen above $\gamma \subset L_{pq}$ and trivially $\gamma \subset \mathcal{M}$, so

$$\gamma \subset L_{pq} \cap \mathcal{M} \subset B(c, r) \cap \mathcal{M}.$$

□

5 Conclusions and Future research

Our characterization of the reach in terms of metric distortion does hold for arbitrary subsets of Euclidean space and is not restricted to the C^2 setting. For the bounds on variation of tangent spaces of manifolds with positive reach there is still a gap between the $C^{1,1}$ and smooth setting. Closing this gap is quite important as guarantees of many algorithms are based on these results.

Acknowledgements

We are greatly indebted to Boris Thibert for suggestions and discussion. We thank all members of the Datashape team (previously known as Geometrica), in particular Ramsay Dyer, Siddharth Pritam, and Mael Rouxel-Labbé for discussion. We acknowledge several reviewers for helpful suggestions. We would also like to thank the organizers of the workshop on ‘Algorithms for the Medial Axis’ at SoCG 2017 for allowing us to present some of the results of this paper.

References

- Amenta N, Bern MW (1999) Surface reconstruction by Voronoi filtering. *Discrete & Computational Geometry* 22(4):481–504, DOI 10.1007/PL00009475, URL <https://doi.org/10.1007/PL00009475>
- Attali D, Lieutier A (2015) Geometry-driven collapses for converting a Čech complex into a triangulation of a nicely triangulable shape. *Discrete & Computational Geometry* 54(4):798–825
- Attali D, Edelsbrunner H, Mileyko Y (2007) Weak Witnesses for Delaunay triangulations of Submanifold. In: *ACM Symposium on Solid and Physical Modeling*, Beijing, China, pp 143–150, URL <https://hal.archives-ouvertes.fr/hal-00201055>
- Belkin M, Sun J, Wang Y (2009) Constructing laplace operator from point clouds in \mathbb{R}^d . In: *Proceedings of the Twentieth Annual ACM-SIAM Symposium on Discrete Algorithms*, SIAM, pp 1031–1040, DOI 10.1137/1.9781611973068.112, URL <https://epubs.siam.org/doi/abs/10.1137/1.9781611973068.112>, <https://epubs.siam.org/doi/pdf/10.1137/1.9781611973068.112>
- Boissonnat JD, Cazals F (2001) Natural neighbor coordinates of points on a surface. *Computational Geometry Theory & Applications* 19(2-3):155–173, DOI [http://dx.doi.org/10.1016/S0925-7721\(01\)00018-9](http://dx.doi.org/10.1016/S0925-7721(01)00018-9), URL <http://www.sciencedirect.com/science/article/pii/S0925772101000189>
- Boissonnat JD, Ghosh A (2010) Triangulating smooth submanifolds with light scaffolding. *Mathematics in Computer Science* 4(4):431–461
- Boissonnat JD, Oudot S (2003) Provably good surface sampling and approximation. In: *Symp. Geometry Processing*, pp 9–18
- Boissonnat JD, Dyer R, Ghosh A (2013) Constructing intrinsic Delaunay triangulations of submanifolds. *Research Report RR-8273*, INRIA, URL <http://hal.inria.fr/hal-00804878>, arXiv:1303.6493
- Boissonnat JD, Dyer R, Ghosh A, Wintraecken M (2018) Local Criteria for Triangulation of Manifolds. In: *Speckmann B, Tóth CD (eds) 34th International Symposium on Computational Geometry (SoCG 2018)*, Schloss Dagstuhl–Leibniz-Zentrum fuer Informatik, Dagstuhl, Germany, *Leibniz International Proceedings in Informatics (LIPIcs)*, vol 99, pp 9:1–9:14, DOI 10.4230/LIPIcs.SoCG.2018.9, URL <http://drops.dagstuhl.de/opus/volltexte/2018/8722>

- do Carmo MP (1992) Riemannian Geometry. Birkhäuser
- Cheng SW, Dey TK, Ramos EA (2005) Manifold reconstruction from point samples. In: SODA, pp 1018–1027
- Coddington E, Levinson N (1987) Theory of Ordinary Differential Equations. TATA, McGraw-Hill publishing
- Dey T, Giesen J, Ramos E, Sadri B (2008) Critical points of distance to an ϵ -sampling of a surface and flow-complex-based surface reconstruction. International Journal of Computational Geometry & Applications 18(01n02):29–61, DOI 10.1142/S0218195908002532, URL <http://www.worldscientific.com/doi/abs/10.1142/S0218195908002532>, <http://www.worldscientific.com/doi/pdf/10.1142/S0218195908002532>
- Dey TK (2006) Curve and Surface Reconstruction: Algorithms with Mathematical Analysis (Cambridge Monographs on Applied and Computational Mathematics). Cambridge University Press, New York, NY, USA
- Federer H (1959) Curvature measures. Trans Amer Math Soc 93(3):418–491
- Gromov M, Katz M, Pansu P, Semmes S (2007) Metric structures for Riemannian and non-Riemannian spaces. Birkhauser
- Menger K (1930) Untersuchungen über allgemeine metrik, vierte untersuchungen zur metrik kurven. Mathematische Annalen 103:466–501
- Milnor J (1963) Morse Theory. Princeton University Press
- Niyogi P, Smale S, Weinberger S (2008) Finding the homology of submanifolds with high confidence from random samples. Discrete & Comp Geom 39(1-3):419–441
- Palais RS (1963) Morse theory on Hilbert manifolds. Topology 2(4):299 – 340, DOI [http://dx.doi.org/10.1016/0040-9383\(63\)90013-2](http://dx.doi.org/10.1016/0040-9383(63)90013-2), URL [//www.sciencedirect.com/science/article/pii/0040938363900132](http://www.sciencedirect.com/science/article/pii/0040938363900132)
- Scholtes S (2013) On hypersurfaces of positive reach, alternating Steiner formulae and Hadwiger’s Problem. ArXiv e-prints 1304.4179
- Whitehead JHC (1940) On C^1 -complexes. Annals of Mathematics 41(4):809–824, URL <http://www.jstor.org/stable/1968861>
- Zeeman E (1963) Seminar on combinatorial topology. Institut des Hautes Études Scientifiques, <http://math.ucr.edu/~res/zeeman/Zeeman%20-%20Combinatorial%20Topology%201.pdf>