



Optimization-based queue length estimation on arterial networks using a macroscopic traffic model enforcing vehicles bounded acceleration

Kun Qian, Guillaume Costeseque, Edward S Canepa, Christian G Claudel

► To cite this version:

Kun Qian, Guillaume Costeseque, Edward S Canepa, Christian G Claudel. Optimization-based queue length estimation on arterial networks using a macroscopic traffic model enforcing vehicles bounded acceleration. 2019. hal-02175497v2

HAL Id: hal-02175497

<https://inria.hal.science/hal-02175497v2>

Preprint submitted on 31 Oct 2019

HAL is a multi-disciplinary open access archive for the deposit and dissemination of scientific research documents, whether they are published or not. The documents may come from teaching and research institutions in France or abroad, or from public or private research centers.

L'archive ouverte pluridisciplinaire **HAL**, est destinée au dépôt et à la diffusion de documents scientifiques de niveau recherche, publiés ou non, émanant des établissements d'enseignement et de recherche français ou étrangers, des laboratoires publics ou privés.

RESEARCH PAPER

Optimization-based queue length estimation on arterial networks using a macroscopic traffic model enforcing vehicles bounded acceleration

Kun Qian^a, Guillaume Costeseque^b, Edward S. Canepa^c and Christian G. Claudel^a

^aThe University of Texas at Austin, Austin, TX 78712, USA.; ^bCerema Ouest, 9 rue René Viviani - BP 46223, 44262 Nantes Cedex 2, France; ^cSadeem WSS, 4700 KAUST, Thuwal, MK, Saudi Arabia.

ARTICLE HISTORY

Compiled October 29, 2019

ABSTRACT

In this paper, we consider a macroscopic hydrodynamic traffic model able to reproduce the boundedness of the vehicles acceleration. It is based on a modified Lighthill-Whitham-Richards (LWR) model recast as a Hamilton-Jacobi Partial Differential Equation for which there already exists explicit solution methods. We then integrate the modified LWR model with an optimization based traffic state estimation framework to get a traffic estimation framework considering bounded acceleration constraints. Comparing to previous work in traffic estimation employing similar optimization framework, the contribution of this work is the explicit consideration of bounded acceleration in estimation. We tested our algorithm on real data extracted from the NGSIM Lankershim Boulevard dataset, comparing the estimation result from LWR model with and without the bounded acceleration constraint. In comparison to previous method without considering bounded acceleration, our method improves the queue lengths estimation precision under most cases.

The MATLAB toolbox encompassing the queue estimation for the LWR model and for the modified LWR model with bounded acceleration, can be freely downloaded at <https://utexas.box.com/s/ipm7fgucobsgu7nszxea49sx80i3p1nx>.

KEYWORDS

Traffic Flow, Estimation, Optimal Control, Lighthill-Whitham-Richards model, Queue Length, Bounded Acceleration

1. Introduction

1.1. Literature review and motivation

1.1.1. Motivation for queue length estimation methods

Real-time accurate estimation of traffic state on networks is a major stake for efficient traffic management systems. It is particularly the case for signalized intersections where the vast majority of responsive management schemes rely on the estimation of the queue lengths. Applications include traffic signals timing for arterial traffic links and on-ramp metering on freeways.

The most obvious way to estimate queue lengths is to dispose of real-time measurements on-site of traffic-related quantities such as flows and occupancy rates. However, direct measurements make use of classical sensors as for instance electromagnetic loops or video feeds, that are costly to install and to maintain and that do not provide error-free data. With the growing use of GPS-enabled smartphones, traffic managers can have access to individual trajectories from probe vehicles that give more accurate information about the traffic velocity. Fixed-location sensor data

such as loop detectors or video-based sensors are complementary to mobile traffic sensors data coming from GPS devices, cellular phones, connected vehicles and other tracking devices. Hence, the goal is to enjoy this opportunity to enrich the measurement data source for queue length estimation.

Notice that in our work, depending on a *macroscopic* traffic model, we focus on *arterial* traffic links that are defined as urban roads with a high level of service and whose intersections are mostly regulated by traffic signals.

1.1.2. Quick review of queue length estimation methods

Queue length estimation at signalized intersections are basically used for arterial performance measures. Starting from the historical works of Webster (1958) and Newell (1960, 1965) for static queue length estimations based on statistical tools, this subject has attracted a strengthened attention in the literature over the past decade. A quite exhaustive review of the literature is available in Anderson (2015). The prevalent families of analytical and data-driven estimation methods are:

- the input-output techniques that are based on the vehicle conservation principle. Such techniques aim at counting vehicles entering and leaving the queue and basically depend on an estimation of the initial queue length. Due to spillback effect, the counting process can take place at upstream or downstream boundaries of a link. In general, these techniques cannot correct errors due to vehicle miscounts. Some improvements have been done by incorporating fixed-location occupancy measurements, or travel time estimations obtained by re-identification techniques based on license plate readers (Liu, Wu, and Michalopoulos 2008; Wu et al. 2009; Vigos, Papageorgiou, and Wang 2008).
- the traffic model-based estimation methods that are based on traffic models which include:
 - macroscopic models, giving birth to the so-called “shockwaves-based” approach (Stephanopoulos, Michalopoulos, and Stephanopoulos 1979; Michalopoulos, Stephanopoulos, and Stephanopoulos 1981) that rely for instance on the LWR model (see Section 1.2.1) or horizontal queuing models. A tentative list of some recent references in that direction encompasses Skabardonis and Geroliminis (2008); Liu et al. (2009); Ban, Hao, and Sun (2011); Cheng et al. (2012); Hao et al. (2013); Anderson et al. (2013); Ramezani and Geroliminis (2015); Hao, Ban, and Whon Yu (2015); Hao and Ban (2015); Adacher and Tiriolo (2018); Shirke, Bhaskar, and Chung (2019). A comprehensive list of all the works dealing with (discrete or continuous) macroscopic models on arterials is out of the scope of this paper. To the best of authors’ knowledge, such macroscopic shockwaves approaches are mainly deterministic and do not account for behavioral or higher-order dynamics effects, including lane-specific behaviors and bounded acceleration effect. Our work falls into this category.
 - microscopic models that reproduce individual vehicle trajectories, encompassing lane changing maneuvers and bounded acceleration. For microscopic models based methods, interested people can refer to Valadkhani, Hong, and Ramezani (2017); Kawasaki, Hara, and Kuwahara (2019); Xie, van Lint, and Verbraeck (2018). A nature disadvantage of microscopic model-based estimation strategy is the tremendous computational requirement when applying to large scale traffic networks.
- the statistical approaches with use of fixed sensors data and GPS data, encompassing the probabilistic methods in which the queue length evolution is assumed to follow a randomly distributed process under given probability distributions for the vehicle arrival and departure rates (e.g. uniform or Poisson distributions) (Viti and Van Zuylen 2010); Kalman filtering schemes and Markov chains (Ramezani and Geroliminis 2012), or Bayesian networks (Hao et al. 2014). For statistical learning methods based on probe data, the accuracy of the estimators are related on the penetration rate of the probe vehicles (Hofleitner et al.

2012; Ramezani and Geroliminis 2012; Comert and Cetin 2009; Comert 2013, 2016). It is noteworthy that such statistical techniques strongly depend on realistic vehicles arrival patterns that sparsely available which GPS data cannot provide.

In the remaining, we would like to focus on a “shockwaves-based” approach by making use of a macroscopic traffic flow model. Since we will use the same framework, we would like here to stress on the paper Anderson et al. (2013) in which the optimal control framework is used for the queue length estimation on arterial streets. This framework has been previously proposed in Claudel and Bayen (2011) and explicitly established in Canepa and Claudel (2012) for triangular Hamiltonian and piecewise affine conditions.

1.1.3. Motivation for introducing bounded acceleration

Vehicular traffic models are usually divided into two groups: microscopic and macroscopic models. The first category allows to keep track of each individual vehicle trajectory while the latter uses aggregated quantities. Microscopic approaches are well-suited for modeling vehicles behaviors at isolated intersections but not for a large-scale deployment or for real-time control applications because lots of data are required for the calibration of the model parameters. Macroscopic fluid-based models seem more promising in that direction. Estimation techniques based on two different type of methods inherit these characteristics. Our macroscopic model based estimation technique is expected to have the potential to be applied to large scale traffic state estimation. The seminal first-order LWR model described in next Section 1.2.1 is very robust but it fails to capture some traffic phenomena such as the boundedness of vehicles acceleration. Basically, when a traffic signal turns green or when drivers leave a bottleneck area, vehicles are assumed to go from zero (or very low speeds) to the maximal speed instantaneously. This leads to an overestimation of the road capacity during the time required for the acceleration. At the spatial scale of an arterial, this feature should not be neglected. The time needed for a vehicle to change its velocity is totally collapsed. However, at this spatial scale, this feature should not be neglected for queue length estimation.

To the best authors’ knowledge, the only paper dealing with queue length estimation which takes into account a vehicle acceleration/deceleration reconstruction from macroscopic sense is Hao and Ban (2015). In this paper, Newell’s microscopic car-following model (Newell 2002) is used to reconstruct the vehicle trajectory for the deceleration phases while an algorithm is set up for acceleration phases using the variational formulation of the fluid-based LWR model.

In the remaining of our paper, we will use the framework introduced by Anderson et al. (2013) but we will incorporate a traffic flow model that is able to reproduce the boundedness of the vehicles acceleration in a simpler way than proposed by Hao and Ban (2015). Besides, the proposed article also allows arbitrary sensor numbers and configurations to be used as part of an estimation problem.

1.2. Fluid-based macroscopic traffic models

1.2.1. LWR model and associated Hamilton-Jacobi equation

The seminal first order traffic flow model known as the LWR model (Lighthill and Whitham 1955; Richards 1956) reads as a scalar conservation law

$$\frac{\partial k(t, x)}{\partial t} + \frac{\partial q(t, x)}{\partial x} = 0, \quad \text{on } (0, +\infty) \times \mathbb{R}, \quad (1.1)$$

where $k \in [0, \kappa]$ and $q = \psi(k) \in [0, C]$ denote respectively the density and the flow of vehicles. We set κ the maximal density and k_c the critical density for which the flow reaches its maximal

value C , also called the capacity.

The flow-density fundamental diagram (FD) is given by the function $\psi : k \mapsto \psi(k)$ that satisfies

$$\psi(0) = 0 = \psi(\kappa) \quad \text{and} \quad \psi(k_c) = C.$$

We assume that ψ is an upper semi-continuous concave function.

For practical convenience, we consider also the following assumption:

(A0) the fundamental diagram is *triangular* and reads

$$\psi(k) = \min \{v_f k, w(k - \kappa)\}$$

where v_f , w (with $w < 0$) and κ denote respectively the free-flow speed, the wave speed and the maximal density. The critical density k_c for which the maximal flow is attained, is thus given by

$$k_c := \frac{w}{w - v_f} \kappa.$$

Let us consider the *Moskowitz function* also known in the traffic engineering literature as the Cumulative Vehicle Number (CVN) or Cumulative Vehicle Curve (CVC), and defined as follows

$$\mathbf{M}(t, x) = \int_x^{+\infty} k(t, y) dy \tag{1.2}$$

such that

$$\frac{\partial \mathbf{M}}{\partial x}(t, x) = -k(t, x) \quad \text{and} \quad \frac{\partial \mathbf{M}}{\partial t}(t, x) = q(t, x).$$

It is well-known that if k is a solution of (1.1), then \mathbf{M} defined by (1.2) satisfies (at least formally) the following homogeneous Hamilton-Jacobi Partial Differential Equation (HJ PDE)

$$\frac{\partial \mathbf{M}(t, x)}{\partial t} - \psi \left(-\frac{\partial \mathbf{M}(t, x)}{\partial x} \right) = 0, \quad \text{on} \quad (0, +\infty) \times \mathbb{R}, \tag{1.3}$$

where ψ plays the role of the Hamiltonian.

This Moskowitz function was first introduced in Moskowitz and Newan (1963) and used later in Newell's trilogy (Newell 1993a,b,c) and by Daganzo (Daganzo 2005a,b, 2006). For a review on the variational formulation applied to the traffic flow theory, the interested reader is referred to Laval and Leclercq (2013).

1.2.2. LWR model with bounded acceleration (LWR-BA)

The LWR model (1.1) has been proved to be very robust, simple and tractable for many applications. However, it is unable to capture some traffic features that are commonly observed such as traffic instabilities, stop-and-go waves or kinematic constraints of real vehicles. For instance, the LWR model can produce unrealistic vehicles acceleration (or deceleration) at the downstream of bottlenecks or traffic signals.

Historically, two macroscopic models were designed starting from the original LWR model to take into account the boundedness of traffic acceleration: while Lebacque has developed a two-phase flow model allowing for general concave fundamental diagrams but depending on a complex mathematical sound basis (Lebacque 2002, 2003), Leclercq (Leclercq 2002, 2007) has

proposed a model based on a relevant partitioning of the time-space domain that rely on the assumption of a triangular flow-density FD. Recent work by [Jin and Laval \(2018\)](#) on bounded acceleration and LWR model showed that LWR-BA model is equivalent to Lebacque's two-phase model and to the bounded acceleration version of Newell's car-following model as well. Some works also considered the bounded acceleration in modified cell transmission model [Srivastava, Jin, and Lebacque \(2015\)](#) and kinematic wave models [Jin \(2018\)](#). Other approaches for accounting for vehicles finite acceleration have been introduced in recent years such as [Laurent-Brouty, Costeseque, and Goatin \(2018, 2019\)](#) where the authors consider a coupled PDE-ODE model.

When a piecewise linear (triangular) fundamental diagram is assumed, it is noteworthy that both Lebacque and Leclercq's models are equivalent to

$$\left\{ \begin{array}{ll} \frac{\partial k(t, x)}{\partial t} + \frac{\partial (k(t, x)v(t, x))}{\partial x} = 0, & \text{if } v(t, x) = V_e(k(t, x)), \\ \frac{\partial k(t, x)}{\partial t} + \frac{\partial (k(t, x)v(t, x))}{\partial x} = 0, & \text{if } v(t, x) < V_e(k(t, x)), \\ \frac{\partial v(t, x)}{\partial t} + v(t, x) \frac{\partial v(t, x)}{\partial x} = a, & \end{array} \right. \quad (1.4)$$

where $a > 0$ is the maximal acceleration, assumed to be identical for all the vehicles. $V_e : k \mapsto V_e(k)$ denotes the equilibrium speed-density FD such that $\psi(k) = kV_e(k)$ for any $k \in [0, \kappa]$. It is noteworthy that the vehicle trajectories in the bounded acceleration (BA) areas, say when $v \neq V_e(k)$, can be explicitly computed as parabolas (see Section 6.1). This BA phase constitutes the single difference with the original LWR model (1.1).

By considering the Moskowitz function \mathbf{M} defined previously in (1.2), the LWR-BA model (1.4) can be expressed as a Hamilton-Jacobi PDE as follows

$$\frac{\partial \mathbf{M}(t, x)}{\partial t} - \psi \left(-\frac{\partial \mathbf{M}(t, x)}{\partial x} \right) = 0, \quad \text{if } v(t, x) = V_e(k(t, x)), \quad (1.5a)$$

$$\left\{ \begin{array}{ll} \frac{\partial \mathbf{M}(t, x)}{\partial t} + v(t, x) \frac{\partial \mathbf{M}(t, x)}{\partial x} = 0, & \text{if } v(t, x) < V_e(k(t, x)). \\ \frac{\partial v(t, x)}{\partial t} + v(t, x) \frac{\partial v(t, x)}{\partial x} = a, & \end{array} \right. \quad (1.5b)$$

For additional material on the bounded acceleration LWR model, the interested reader is referred to [Qiu et al. \(2013\)](#). It should be noticed that an extension of the methodology provided in [Mazaré et al. \(2011\)](#) for a family of second order models (as Lebacque's model with bounded acceleration) recast in Lagrangian coordinates is available in [Costeseque and Lebacque \(2014b\)](#).

1.3. Contributions

Since the rebirth of the variational approach, there is now an important literature about the application of Hamilton-Jacobi equations to traffic flow modeling. In the following table, we would like to highlight what are the contributions of our paper with respect to the relevant literature related to the chosen approach.

Hence, the main contributions of our work are:

- To give the analytical expressions of the compatibility conditions (in the sense of [Claudel and Bayen \(2011\)](#)) for the LWR model with bounded acceleration. These conditions read as inequalities that are then used as model constraints in the optimization framework.
- To apply the optimization-based estimation method to the case of queue estimation on

	LWR model	LWR-BA model
Analytical solutions under piecewise affine conditions	Mazaré et al. (2011)	Qiu et al. (2013) <i>except for congested upstream boundary conditions</i>
Compatibility conditions (or model constraints)	Canepa and Claudel (2012)	This paper
Optimization-based queue estimation on arterials	Anderson et al. (2013)	This paper

Table 1. Synthetic view of the relevant literature and of our contributions

arterial roads, including the extension to networks as first proposed in Canepa and Claudel (2017).

- To qualitatively compare the effects of bounded acceleration on queue estimation, from real data.

As a minor contribution, we also give the analytical expressions of the solutions to the LWR-BA model in the case of congested upstream boundary conditions, which have not been provided in Qiu et al. (2013). However, this is fundamental for queue estimation on arterial roads.

1.4. Organization of the paper

The remaining of the paper is structured as follows: in Section 2, the explicit solutions both for the LWR (1.1) (or equivalently (1.3)) and the LWR-BA (1.4) (or equivalently (1.5a)-(1.5b)) models under piecewise affine initial and boundary conditions are recalled. Then, in Section 3, the constrained optimization problem is presented while the constraints are explicitly derived for the two considered models. We provide some numerical examples in Section 4 and finally a discussion on our results and on the potential improvements is proposed in Section 5. More detailed expressions of solutions and proofs for the LWR (1.1) (or equivalently (1.3)) and the LWR-BA (1.4) (or equivalently (1.5a)-(1.5b)) models are attached in Appendix 6.

2. Explicit solutions for the LWR and LWR-BA models

In this section, we firstly present settings of the problem and provide the necessary definitions. Then, we recall explicit and exact solutions for both LWR and LWR-BA models under the assumption (A0) of a triangular fundamental diagram. With the explicit solutions, we can formulate it into a convex optimization problem with convex relaxation techniques according to the optimal control framework raised by Canepa and Claudel (2012).

As explained in Section 1.3, many of material recalled in this section come from previous literature (Mazaré et al. 2011; Canepa and Claudel 2012; Qiu et al. 2013). To save the paragraphs, we include detailed expressions and proofs in Appendix 6. In this section, we would stress the difference between the solutions to LWR equations and LWR-BA equations analytically. These theoretical differences would help explain the improvements in experimental results in later Section 4. Also, we would discuss in this section some cases about LWR-BA model that were not discussed before in Qiu et al. (2013).

2.1. Setting and piecewise affine conditions

Consider a prescribed uni-directional stretch of arterial road $X := [\xi, \chi] \subset \mathbb{R}$ where ξ and χ denote respectively the upstream and downstream boundaries of the link. Assume that X has a constant number of lanes and no lateral in- or out-flows. The time domain is defined by $[0, T]$ with a given $0 < T < +\infty$.

Assume also that

- (A1) The spatio-temporal domain is discretized into n discrete spatial segments $[x_i, x_{i+1}]$ with $i \in \llbracket 0, n-1 \rrbracket$, $n \in \mathbb{N} \setminus \{0\}$ and m discrete time segments $[t_j, t_{j+1}]$ with $j \in \llbracket 0, m-1 \rrbracket$, $m \in \mathbb{N} \setminus \{0\}$ such that

$$\xi =: x_0 < x_1 < \dots < x_n := \chi \quad \text{and} \quad 0 =: t_0 < t_1 < \dots < t_m := T.$$

Notice that we do not need to require the discrete time and spatial steps to be uniform.

- (A2) The initial, upstream and downstream and internal boundary conditions denoted respectively by \mathbf{M}_{ini} , \mathbf{M}_{up} , \mathbf{M}_{down} and $\mathbf{c}_{\text{intern}}^{(l)}$ are piecewise affine on the discrete space and time segments $([x_i, x_{i+1}])_i$ and $([t_j, t_{j+1}])_j$.

We define by $(k_i)_{0 \leq i \leq n-1} \in \mathbb{R}_+^n$ the set of initial densities, by $(q_j)_{0 \leq j \leq m-1} \in \mathbb{R}_+^m$ the set of upstream flows, by $(p_j)_{0 \leq j \leq m-1} \in \mathbb{R}_+^m$ the set of downstream flows and by $(M^{(l)}, q_{\text{intern}}^{(l)})_{0 \leq l \leq o-1} \in (\mathbb{R} \times \mathbb{R}_+)^o$ the set of internal boundary conditions. These values are constant but they are not known exactly. The objective of our work is to determine these constants thanks to an optimization problem that boils down to a Mixed Integer-Linear Program (MILP). This optimization problem incorporates model constraints that arise from the explicit solutions to the considered traffic flow model and data constraints coming from direct measurements. Basically, $(k_i)_i$, $(q_j)_j$ and $(p_j)_j$ can be estimated thanks to fixed Eulerian sensors such as electromagnetic loops or video feeds. Conversely, $(M^{(l)}, q_{\text{intern}}^{(l)})_l$ cannot be measured experimentally by any traffic sensor. All these unknown variables will be used as part of our decision variable for the MILP introduced in Section 3.

See Figure 1.

2.1.1. Initial conditions

The initial densities are decomposed as piecewise constant in their respective measurement intervals

$$k(0, x) = k_i, \quad \forall x \in [x_i, x_{i+1}], \quad i \in \llbracket 0, n-1 \rrbracket. \quad (2.6)$$

Let us define the speeds associated with the piecewise constant initial densities as follows

$$v_{\text{ini}}^{(i)} := \begin{cases} v_f, & \text{if } k_i \leq k_c, \\ w \left(1 - \frac{\kappa}{k_i} \right), & \text{if } k_i > k_c, \end{cases} \quad \text{for any } i \in \llbracket 0, n-1 \rrbracket.$$

The initial condition of the Moskowitz PDE is obtained by integrating the initial condition of

the LWR PDE assuming that $\mathbf{M}_{\text{ini}}(x_0) = 0$ and :

$$\begin{aligned} \forall x \in [x_i, x_{i+1}], \quad \mathbf{M}_{\text{ini}}(x) &= - \int_{x_0}^x k(y, 0) dy \\ &= - \sum_{m=0}^{i-1} (x_{m+1} - x_m) k_m - (x - x_i) k_i \end{aligned} \quad (2.7)$$

and the affine, locally defined initial condition indexed by $i = 0, \dots, n-1$:

$$\mathbf{c}_{\text{ini}}^{(i)}(x) = \begin{cases} -k_i x + b_i, & \text{if } x \in [x_i, x_{i+1}], \\ +\infty, & \text{else,} \end{cases} \quad (2.8)$$

with $b_i = k_i x_i - \sum_{m=0}^{i-1} (x_{m+1} - x_m) k_m$ allowing for the continuity of the initial conditions on $[x_0, x_n]$.

2.1.2. Upstream and downstream boundary conditions

Let the upstream and downstream flows be prescribed as piecewise constants

$$\begin{cases} q(t, x_0) = q_j, \\ q(t, x_n) = p_j, \end{cases} \quad \forall t \in [t_j, t_{j+1}], \quad j \in \llbracket 0, m-1 \rrbracket. \quad (2.9)$$

Similarly, the upstream and downstream boundary conditions of the Moskowitz PDE, assuming that $\mathbf{M}_{\text{ini}}(x_0) = \mathbf{M}_{\text{up}}(0) = 0$ and $\mathbf{M}_{\text{ini}}(x_n) = \mathbf{M}_{\text{down}}(0)$ are given by:

$$\begin{aligned} \forall t \in [t_j, t_{j+1}], \quad \mathbf{M}_{\text{up}}(t) &= \int_0^t q(x_0, \tau) d\tau \\ &= \sum_{m=0}^{j-1} (t_{m+1} - t_m) q_m + (t - t_j) q_j \end{aligned} \quad (2.10)$$

and

$$\begin{aligned} \forall t \in [t_j, t_{j+1}], \quad \mathbf{M}_{\text{down}}(t) &= \mathbf{M}_{\text{ini}}(x_n) + \int_0^t q(x_n, \tau) d\tau \\ &= \mathbf{M}_{\text{ini}}(x_n) + \sum_{m=0}^{j-1} (t_{m+1} - t_m) p_m + (t - t_j) p_j. \end{aligned} \quad (2.11)$$

The associated affine, locally defined upstream boundary condition indexed by $j = 0, \dots, m-1$, reads

$$\mathbf{c}_{\text{up}}^{(j)}(t) = \begin{cases} q_j t + d_j, & \text{if } t \in [t_j, t_{j+1}], \\ +\infty, & \text{else,} \end{cases} \quad (2.12)$$

with $d_j = -q_j t_j + \sum_{m=0}^{j-1} (t_{m+1} - t_m) q_m$.

And for the downstream boundary, we have

$$\mathbf{c}_{\text{down}}^{(j)}(t) = \begin{cases} p_j t + b_j, & \text{if } t \in [t_j, t_{j+1}], \\ +\infty, & \text{else,} \end{cases} \quad (2.13)$$

with $b_j = \mathbf{M}_{\text{ini}}(x_n) - p_j t_j + \sum_{m=0}^{j-1} (t_{m+1} - t_m) p_m$.

It is noteworthy that upstream and downstream conditions are defined with respect to fluxes $((q_j)_j$ and $(p_j)_j$ respectively) and that a flux is not sufficient to determine whether the traffic is in free-flow or in congested situation. It is particularly important for the upstream conditions $(\mathbf{c}_{\text{up}}^{(j)})_j$ because both cases (free-flow and congested) can differently affect the value of the functions $\mathbf{M}_{\mathbf{c}_{\text{up}}^{(j)}}$.

In the remaining of the paper, we will only treat the case of congested downstream conditions because it is the most interesting case for us: indeed, if the downstream is in free-flow, the downstream condition $\mathbf{c}_{\text{down}}^{(j)}$ only generates kinematic waves with non-negative wave speeds and thus the domain of influence of this condition is outside of the computational domain $[t_0, t_m] \times [x_0, x_n]$.

For the reader convenience, we assume that at upstream boundary we observe the fluxes $(q_j)_j$ associated to the densities $(k_{\text{up}}^{(j)})_j$ and the speeds $(v_{\text{up}}^{(j)})_j$. These speeds are thus deduced as follows

$$v_{\text{up}}^{(j)} = \begin{cases} v_f, & \text{if } k_{\text{up}}^{(j)} \leq k_c, \\ \frac{q_j}{q_j + w\kappa} w, & \text{if } k_{\text{up}}^{(j)} > k_c, \end{cases} \quad \text{for any } i \in \llbracket 0, n-1 \rrbracket.$$

2.1.3. Internal boundary conditions

An affine internal condition is mathematically defined as :

$$\mathbf{c}_{\text{intern}}^{(l)}(t, x) = \begin{cases} M^{(l)} + q_{\text{intern}}^{(l)}(t - t_{\text{min}}^{(l)}), & \text{if } (t, x) \in \mathcal{D}^{(l)}, \\ +\infty, & \text{else} \end{cases} \quad (2.14)$$

where $0 \leq q_{\text{intern}}^{(l)} \leq C$ and $0 \leq V_{\text{intern}}^{(l)} \leq v_f$ and the set $\mathcal{D}^{(l)}$ is defined as follows

$$\mathcal{D}^{(l)} := \left\{ (t, x) \mid \begin{array}{l} x = x_{\text{min}}^{(l)} + V_{\text{intern}}^{(l)}(t - t_{\text{min}}^{(l)}) \\ \text{and } t_{\text{min}}^{(l)} \leq t \leq t_{\text{max}}^{(l)}. \end{array} \right\}.$$

In the above formula (2.14), the internal condition imposes an *average maximal passing rate* of $q_{\text{intern}}^{(l)}$ on the domain defined by $t_{\text{min}}^{(l)} \leq t \leq t_{\text{max}}^{(l)}$ and $x = x_{\text{min}}^{(l)} + V_{\text{intern}}^{(l)}(t - t_{\text{min}}^{(l)})$ where $x_{\text{min}}^{(l)}$, $t_{\text{min}}^{(l)}$ and $t_{\text{max}}^{(l)}$ are known with accuracy since they can be typically measured thanks to Global Positioning Systems (GPS) for instance.

Such an internal boundary condition can represent in practice:

- a Lagrangian probe data: $v(\tilde{t}, \tilde{x}) = V_{\text{intern}}^{(l)} \leq v_f$ for any (\tilde{t}, \tilde{x}) in the domain $\mathcal{D}^{(l)}$,
- a fixed bottleneck: $V_{\text{intern}}^{(l)} = 0$ and $V_{\text{intern}}^{(l)} < v(\tilde{t}, \tilde{x}) \leq v_f$ for any (\tilde{t}, \tilde{x}) in the domain $\mathcal{D}^{(l)}$,
- a moving bottleneck ($V_{\text{intern}}^{(l)} > 0$), restricting the relative capacity of the road to $q_{\text{intern}}^{(l)}$ on its path [Leclercq, Chanut, and Lesort \(2004\)](#). The speed of vehicles through this condition

(for any (\tilde{t}, \tilde{x}) in the domain) is given by

$$v(\tilde{t}, \tilde{x}) = V_{\text{intern}}^{(l)} + \frac{q_{\text{intern}}^{(l)}}{\tilde{k}} = \left(1 - \frac{\kappa}{\tilde{k}}\right) w, \quad \text{with} \quad \tilde{k} := \frac{q_{\text{intern}}^{(l)} + w\kappa}{w - V_{\text{intern}}^{(l)}}.$$

Remark 2.1 (Free flow internal boundary condition). *One can see that if $V_{\text{intern}}^{(l)} = v_f$, then the moving bottleneck is not active and it does not produce any constraint on the upstream flow. Indeed, the passing rate $q_{\text{intern}}^{(l)}$ is equal to zero and no vehicle can overtake the “moving bottleneck” which moves at the maximal velocity.*

2.2. Explicit Solution for the LWR model

We would quickly go through the explicit solutions for the LWR model as a preparation for our optimization framework for LWR-BA model. Detailed expressions can be found in Appendix 6 and in the paper [Canepa and Claudel \(2012\)](#).

Consider the LWR model expressed as an Hamilton-Jacobi PDE and given by (1.3). There exists several classes of weak solutions to first order Hamilton-Jacobi PDEs. The one we will use here is classically referred to as the *Barron-Jensen / Frankowska* (B-J/F) solution ([Barron and Jensen 1990](#); [Frankowska 1993](#)) and was previously used in the control framework of the viability theory [Aubin, Bayen, and Saint-Pierre \(2011\)](#). It should be noticed that whenever internal boundary conditions are not considered as part of the solution, B-J/F solutions to Hamilton-Jacobi PDEs are equivalent to viscosity solutions ([Crandall and Lions 1983](#); [Lions 1982](#)) which is the other main class of weak solutions for HJ PDEs.

We define the *Legendre-Fenchel* transform φ^* of the upper semi-continuous Hamiltonian ψ as follows

$$\varphi^*(u) := \sup_{p \in \text{Dom}(\psi)} \{pu + \psi(p)\}.$$

Let us consider a lower semi-continuous function \mathbf{c} defined on a subset of $[0, T] \times [\xi, \chi]$ and satisfying for any $(t, x) \in [0, +\infty) \times X$

$$\mathbf{c}(t, x) = \min \left\{ \min_{0 \leq i \leq n-1} \mathbf{c}_{\text{ini}}^{(i)}(t, x), \min_{0 \leq j \leq m-1} \mathbf{c}_{\text{up}}^{(j)}(t, x), \min_{0 \leq j \leq m-1} \mathbf{c}_{\text{down}}^{(j)}(t, x), \min_{0 \leq l \leq o-1} \mathbf{c}_{\text{intern}}^{(l)}(t, x) \right\}.$$

We are now ready to require the additional boundary value condition given by

$$\mathbf{M}(t, x) \leq \mathbf{c}(t, x), \quad \text{for any } (t, x) \in \text{Dom}(\mathbf{c}). \quad (2.15)$$

Following [Aubin, Bayen, and Saint-Pierre \(2008\)](#); [Claudel and Bayen \(2010a\)](#), let us define:

- the constraint set (or *environment*) $\mathcal{K} := [0, +\infty) \times X \times \mathbb{R}$ with $X := [\xi, \chi] \subset \mathbb{R}$,
- the (closed) target set $\mathcal{C} := \{(t, x, y) \in [0, +\infty) \times X \times \mathbb{R} \mid y \leq \mathbf{c}(t, x)\}$ as the epigraph of the lower semicontinuous *target function* $\mathbf{c}(\cdot, \cdot)$,
- and the auxiliary dynamical system (both Marchaud and Lipschitz)

$$\begin{cases} \tau'(t) = -1, \\ x'(t) = u(t), \\ y'(t) = -\varphi^*(u(t)) \end{cases} \quad \text{with } u(t) \in \text{Dom}(\varphi^*). \quad (2.16)$$

The viability episolution of (1.3)-(2.15) is thus given by

$$\mathbf{M}(t, x) := \inf_{(t, x, y) \in \text{Capt}_{(2.16)}(\mathcal{K}, \mathcal{C})} y, \quad (2.17)$$

meaning that the graph of $\mathbf{M}(\cdot, \cdot)$ is the lower envelope of the capture basin $\text{Capt}_{(2.16)}(\mathcal{K}, \mathcal{C})$.

Theorem 2.2 (Generalized Lax-Hopf formula). *The viability episolution \mathbf{M} associated with a target $\mathcal{C} := \text{Epi}(\mathbf{c})$, for a given lower semi-continuous function \mathbf{c} and defined in (2.17)-(2.15) can be expressed by*

$$\mathbf{M}(t, x) = \inf_{(u, T) \in \text{Dom}(\varphi^*) \times [0, +\infty)} [\mathbf{c}(t - T, x + Tu) + T\varphi^*(u)]. \quad (2.18)$$

Proof See Theorem 3.1 in Claudel and Bayen (2010a). \square

Let us denote by \mathbb{J} the set of all initial, upstream, downstream and internal boundary conditions.

Recall that from viability theory, we have that the capture basin of a finite union of targets for a given differential inclusion F is the union of the capture basins of these targets

$$\text{Capt}_F \left(\mathcal{K}, \bigcup_{i \in \mathbb{J}} \mathcal{C}_i \right) = \bigcup_{i \in \mathbb{J}} \text{Capt}_F(\mathcal{K}, \mathcal{C}_i)$$

Hence, the *inf-morphism* property follows:

Proposition 2.3 (Inf-morphism property). *Let $(\mathbf{c}_i)_{i \in \mathbb{J}}$, be a family of lower semi-continuous functions such that*

$$\mathbf{c} := \inf_{i \in \mathbb{J}} \mathbf{c}_i, \quad \text{for all } t \geq 0, x \in X.$$

If $\mathbf{M}_{\mathbf{c}_i}$ denotes the partial solution of (1.3) under the value condition

$$\mathbf{M}_{\mathbf{c}_i}(t, x) \leq \mathbf{c}_i(t, x) \quad \text{for any } (t, x) \in \text{Dom}(\mathbf{c}_i),$$

then the solution of (1.3)-(2.15) is given by

$$\mathbf{M}(t, x) = \inf_{i \in \mathbb{J}} \mathbf{M}_{\mathbf{c}_i}(t, x), \quad \text{for all } t \geq 0, x \in X.$$

Under the assumptions (A0)-(A1) and (A2), it is possible to deduce explicit semi-analytic expressions of the solutions to the Hamilton-Jacobi Dirichlet problem (1.3)-(2.15). Thanks to Proposition 2.3, we can deduce that the solution to (2.17)-(2.15) is given by

$$\mathbf{M} = \min \left\{ \min_{0 \leq i \leq n-1} \mathbf{M}_{\mathbf{c}_{\text{ini}}^{(i)}}, \min_{0 \leq j \leq m-1} \mathbf{M}_{\mathbf{c}_{\text{up}}^{(j)}}, \min_{0 \leq j \leq m-1} \mathbf{M}_{\mathbf{c}_{\text{down}}^{(j)}}, \min_{0 \leq l \leq o-1} \mathbf{M}_{\mathbf{c}_{\text{intern}}^{(l)}} \right\} \\ \text{on } [0, +\infty) \times X.$$

We will not reproduce here the expressions of the partial solutions $\mathbf{M}_{\mathbf{c}_{\text{ini}}^{(i)}}$, $\mathbf{M}_{\mathbf{c}_{\text{up}}^{(j)}}$, $\mathbf{M}_{\mathbf{c}_{\text{down}}^{(j)}}$ and $\mathbf{M}_{\mathbf{c}_{\text{intern}}^{(l)}}$ for the LWR model (1.3) but the interested reader is referred to Claudel and Bayen (2010b); Mazaré et al. (2011). By the way, it is noteworthy that the classical partial solutions for the LWR model can be deduced from the partial solutions of the LWR with bounded acceleration

that are given in the next Section, by passing to the limit when the acceleration rate goes to infinity, $a \rightarrow +\infty$.

2.3. Explicit Solution for the LWR-BA model

As an extension of [Mazaré et al. \(2011\)](#), [Qiu et al. \(2013\)](#) give the explicit solutions for the LWR model with bounded acceleration (1.4) or (1.5a)-(1.5b) for its HJ PDE expression, under the value conditions (2.15).

Unlike the classical solutions for the LWR model, a bounded acceleration phase is introduced (see more precisely (1.5b)) which takes into account the time lags that is needed for a vehicle to go from an initial velocity $v(\tilde{t}, \tilde{x})$ to the free flow speed v_f , with a constant acceleration a . This duration is thus given by

$$\tau = \frac{v_f - v(\tilde{t}, \tilde{x})}{a}.$$

During this BA phase, the vehicles have a parabolic trajectory described by

$$\begin{cases} \ddot{x}(t) = a, \\ \dot{x}(t) = a(t - \tilde{t}) + v(\tilde{t}, \tilde{x}), \\ x(t) = \frac{a}{2}(t - \tilde{t})^2 + v(\tilde{t}, \tilde{x})(t - \tilde{t}) + \tilde{x}, \end{cases} \quad \text{for all } 0 \leq t - \tilde{t} \leq \tau.$$

After the acceleration phase, we assume that the vehicles move with the free flow speed v_f . The explicit solution to LWR-BA model has been studied well in [Qiu et al. \(2013\)](#). Thus, we will list the results of $\mathbf{M}_{\mathbf{c}_{\text{ini}}^{(i)}}$, $\mathbf{M}_{\mathbf{c}_{\text{up}}^{(j)}}$, $\mathbf{M}_{\mathbf{c}_{\text{down}}^{(j)}}$ and $\mathbf{M}_{\mathbf{c}_{\text{intern}}^{(l)}}$ for LWR-BA model under the assumptions (A0), (A1) and (A2) in the section 6. Below in Lemma 2.4, we analyze a case that is not studied in [Qiu et al. \(2013\)](#). In Section 3, we show how we adapt the optimization framework proposed by [Canepa and Claudel \(2012\)](#) by considering the parabolic terms caused by the bounded acceleration.

Lemma 2.4 (Solutions for the LWR-BA model for congested upstream boundary conditions).

We assume that $k_{\text{up}}^{(j)} > k_c$, for a given j , say that the upstream boundary ($x = x_0$) is congested on $[t_j, t_{j+1}]$.

For any j , let us define

$$\begin{cases} v_{\text{up}}^{(j)} = \frac{q_j}{k_{\text{up}}^{(j)}} = \frac{q_j}{q_j + w\kappa} w \\ \tau = \frac{v_f - v_{\text{up}}^{(j)}}{a} \\ x_a = x_0 + v_{\text{up}}^{(j)}\tau + \frac{a}{2}\tau^2 \end{cases}$$

Then the solution component associated with the affine upstream boundary condition (2.12) (see Figure 5) is computed as follows:

$$\mathbf{M}_{\mathbf{c}_{up}^{(j)}}(t, x) = \left\{ \begin{array}{ll} \text{(i)} & d_j + q_j t_{j+1} - k_c (x - x_0 - v_f(t - t_{j+1})) \\ & : x \leq x_0 + v_{up}^{(j)}(t - t_{j+1}) + \frac{a}{2}(t - t_{j+1})^2 \text{ and} \\ & x \leq x_a + w(t - t_{j+1} - \tau) \text{ and } t \geq t_{j+1} \\ \text{(ii)} & d_j + q_j t_{j+1} - k_c (x - x_0 - v_f(t - t_{j+1}) - \frac{a}{2}\tau^2) \\ & : x \leq x_a + v_f(t - t_{j+1} - \tau) \text{ and} \\ & x \geq x_a + w(t - t_{j+1} - \tau) \text{ and } t \geq t_{j+1} + \tau \\ \text{(iii)} & d_j + q_j \left[t + \frac{1}{a} \left(v_{up}^{(j)} - \sqrt{(v_{up}^{(j)})^2 + 2a(x - x_0)} \right) \right] \\ & : x \leq x_0 + v_{up}^{(j)}(t - t_j) + \frac{a}{2}(t - t_j)^2 \text{ and} \\ & x \geq x_0 + v_{up}^{(j)}(t - t_{j+1}) + \frac{a}{2}(t - t_{j+1})^2 \text{ when } t \geq t_{j+1} \text{ and} \\ & x_0 \leq x \leq x_a \text{ and } t_j \leq t \leq t_{j+1} + \tau \\ \text{(iv)} & d_j + q_j \left[t - \frac{x - x_a}{v_f} - \tau \right] \\ & : x \leq x_a + v_f(t - t_j - \tau) \text{ and} \\ & x \geq x_a + v_f(t - t_{j+1} - \tau) \text{ and} \\ & x \geq x_a \text{ and } t \geq t_j + \tau \\ \text{(v)} & d_j + q_j t_j \\ & : x \leq x_0 + v_f(t - t_j) \text{ and} \\ & x \geq x_0 + v_{up}^{(j)}(t - t_j) + \frac{a}{2}(t - t_j)^2 \text{ when } t \leq t_j + \tau \\ & \text{or} \\ & x \geq x_a + v_f(t - t_j - \tau) \text{ when } t \geq t_j + \tau \end{array} \right. \quad (2.19)$$

Proof This comes from straightforward computations. \square

Remark 2.5. Lemma 2.4 can be seen as a special case of an internal boundary condition for a fixed bottleneck ($V_{intern} = 0$) located at $x = x_0$.

3. The optimization-based queue length estimation method

We now incorporate the previously developed explicit solutions to LWR-BA model into an optimization framework. We follow a similar approach to Canepa and Claudel (2012), though the former does not consider bounded accelerations. In this section, we consider that traffic follows a LWR-BA model, which allows us to precisely model the capacity drop during acceleration phases, when vehicles clear a bottleneck or start to accelerate after a stop. However, this extension is not a simple change in several constraints in the optimization framework in comparison to Canepa and Claudel (2012), as the LWR-BA model introduced higher order terms in the transition areas. We discuss in this section about how to include the parabolic terms into the optimization framework while retaining convexity.

The explicit solutions for the LWR-BA model under piecewise affine boundary conditions have been stated in the previous section. We are now ready to introduce our optimization problem for the estimation of the queue length. The decision variable associated with the value conditions (2.8), (2.12), (2.13) and (2.14) is defined as follows

$$y := \left(\underbrace{\dots, k_i, \dots}_{\text{initial densities}}, \underbrace{\dots, q_j, \dots}_{\text{upstream flows}}, \underbrace{\dots, p_j, \dots}_{\text{downstream flows}}, \underbrace{\dots, M^{(l)}, q_{\text{intern}}^{(l)}, \dots}_{\text{internal conditions}} \right). \quad (3.20)$$

This decision variable will allow to determine the set of the boundary values that optimize a prescribed cost function under some constraints (see for instance equations (3.31) and (3.32)). The

objective function should recapture the most likely link dynamics with a general reconstruction of the averaged queuing behavior on the arterial. The constraints are presented below. We distinguish the model constraints that appear from the physical limitations due to the considered traffic flow model and the data constraints that are triggered by the measurements we have on the current traffic state, under some uncertainties due to sensor inaccuracies. These constraints are stated as convex inequality constraints in terms of the decision variable y .

Remark 3.1. Equation (3.20) gives a general expression for the decision variable. All the variables which may be unknown are included in the set of decision variables. Depending on the application, we can assume that some of the variables are known and they will not serve as decision variables in this case. The flexibility in decision variables is a great advantage of this optimization-based estimation method over other ones.

3.1. Model constraints

3.1.1. Preliminaries

We would like to first introduce some properties as preliminaries for constructing the optimization framework.

Proposition 3.2 (Compatibility conditions). *Claudel and Bayen (2011)* Let us consider a family of value conditions \mathbf{c}_j that are lower semi-continuous functions defined on subsets of $[0, T] \times [\xi, \chi]$ and let us define their minimum

$$\mathbf{c}(t, x) := \min_{j \in \mathbb{J}} \mathbf{c}_j(t, x).$$

Then, the solution \mathbf{M} of (2.17)-(2.15) (or (1.5a)-(1.5b) and (2.15)) verifies

$$\mathbf{M}(t, x) = \mathbf{c}(t, x), \quad \text{for any } (t, x) \in \text{Dom}(\mathbf{c}),$$

if and only if the following set of compatibility conditions

$$\mathbf{M}_{\mathbf{c}_i}(t, x) \geq \mathbf{c}_j(t, x), \quad \text{for all } i, j \in \mathbb{J}, \quad \text{and } (t, x) \in \text{Dom}(\mathbf{c}_j)$$

are satisfied.

Proof See Proposition 3.6 in Claudel and Bayen (2011). □

In the next Subsections, we give the semi-analytical expressions of the compatibility conditions for the LWR-BA model (1.5a)-(1.5b) under the assumptions (A0), (A1) and (A2).

Notice that the full derivation of the set of inequalities for the LWR model (1.3) (i.e. *without bounded acceleration*) are provided in Canepa and Claudel (2012). In our paper, we would like to emphasize on the difference between the optimization framework for the LWR-BA model (1.5a)-(1.5b) and the one for the LWR model (1.3) proposed in previous work Canepa and Claudel (2012).

To ease the presentation, we need to introduce the following useful notations:

- Functions describing the time-space point for which a vehicle accelerating at rate $a > 0$

reaches the top speed v_f depending on its current time-space position $(\tilde{t}, \tilde{x}) \in [0, T] \times X$:

$$\begin{cases} t_a : (\tilde{t}, \tilde{x}) \mapsto \tilde{t} + \frac{v_f - v(\tilde{t}, \tilde{x})}{a}, \\ x_a : (\tilde{t}, \tilde{x}) \mapsto \frac{a}{2}\tau^2 + v(\tilde{t}, \tilde{x})\tau + \tilde{x} \end{cases} \quad (3.21)$$

- Function giving the intersection time between two straight lines described by $y(t) = x_0 + v_0(t - t_0)$ and $y(t) = x_1 + v_1(t - t_1)$ with $v_0 \neq v_1$:

$$\check{T} : (x_0, t_0, v_0; x_1, t_1, v_1) \mapsto \frac{x_1 - x_0 + v_0 t_0 - v_1 t_1}{v_0 - v_1} \quad (3.22)$$

- Function giving the intersection time(s) between a straight line $y(t) = x_0 + v_0(t - t_0)$ and a parabola $y(t) = x_1 + v_1(t - t_1) + \frac{a}{2}(t - t_1)^2$, such that $(v_0 - v_1)^2 \geq 2a[(x_1 - x_0) - v_0(t_1 - t_0)]$

$$\hat{T}_{\pm} : (x_0, t_0, v_0; x_1, t_1, v_1) \mapsto t_1 + \frac{(v_0 - v_1)}{a} \pm \frac{1}{a} \sqrt{(v_0 - v_1)^2 - 2a[(x_1 - x_0) - v_0(t_1 - t_0)]}. \quad (3.23)$$

3.1.2. Initial condition (free flow)

The compatibility conditions i.e. the model constraints for free-flow initial conditions read as follows (see Figure 2):

$$\begin{cases} \mathbf{M}_{\mathbf{c}_{\text{ini}}^{(i)}} \left(t_0 + \frac{x_0 - x_i}{w}, x_0 \right) \geq \mathbf{c}_{\text{up}}^{(j)} \left(t_0 + \frac{x_0 - x_i}{w}, x_0 \right), \\ \text{for any } i, j \text{ such that } t_0 + \frac{x_0 - x_i}{w} \in [t_j, t_{j+1}], \\ \\ \mathbf{M}_{\mathbf{c}_{\text{ini}}^{(i)}} \left(t_0 + \frac{x_n - x_i}{v_f}, x_n \right) \geq \mathbf{c}_{\text{down}}^{(j)} \left(t_0 + \frac{x_n - x_i}{v_f}, x_n \right), \\ \text{for any } i, j \text{ such that } t_0 + \frac{x_n - x_i}{v_f} \in [t_j, t_{j+1}], \\ \\ \mathbf{M}_{\mathbf{c}_{\text{ini}}^{(i)}} \left(t_1^{(i,l)}, x_1^{(i,l)} \right) \geq \mathbf{c}_{\text{intern}}^{(l)} \left(t_1^{(i,l)}, x_1^{(i,l)} \right), \\ \text{for any } i, l \text{ such that } t_{\min}^{(l)} \leq t_1^{(i,l)} \leq t_{\max}^{(l)}, \\ \\ \mathbf{M}_{\mathbf{c}_{\text{ini}}^{(i)}} \left(t_2^{(i,l)}, x_2^{(i,l)} \right) \geq \mathbf{c}_{\text{intern}}^{(l)} \left(t_2^{(i,l)}, x_2^{(i,l)} \right), \\ \text{for any } i, l \text{ such that } t_{\min}^{(l)} \leq t_2^{(i,l)} \leq t_{\max}^{(l)}, \end{cases} \quad (3.24)$$

with

$$\begin{cases} t_1^{(i,l)} := \check{T} \left(x_i, t_0, v_f; x_{\min}^{(l)}, t_{\min}^{(l)}, V_{\text{intern}}^{(l)} \right), \\ x_1^{(i,l)} := x_{\min}^{(l)} + V_{\text{intern}}^{(l)} \left(t_1^{(i,l)} - t_{\min}^{(l)} \right), \\ \\ t_2^{(i,l)} := \check{T} \left(x_i, t_0, w; x_{\min}^{(l)}, t_{\min}^{(l)}, V_{\text{intern}}^{(l)} \right), \\ x_2^{(i,l)} := x_{\min}^{(l)} + V_{\text{intern}}^{(l)} \left(t_2^{(i,l)} - t_{\min}^{(l)} \right). \end{cases}$$

3.1.3. Initial condition (congested flow)

The model constraints for congested initial conditions are given by (see Figure 3):

$$\left\{ \begin{array}{l}
\mathbf{M}_{\mathbf{c}_{\text{ini}}^{(i)}} \left(t_0 + \frac{x_0 - x_i}{w}, x_0 \right) \geq \mathbf{c}_{\text{up}}^{(j)} \left(t_0 + \frac{x_0 - x_i}{w}, x_0 \right), \\
\text{for any } i, j \text{ such that } t_0 + \frac{x_0 - x_i}{w} \in [t_j, t_{j+1}], \\
\\
\mathbf{M}_{\mathbf{c}_{\text{ini}}^{(i)}} \left(t_a + \frac{x_0 - x_a}{w}, x_0 \right) \geq \mathbf{c}_{\text{up}}^{(j)} \left(t_a + \frac{x_0 - x_a}{w}, x_0 \right), \\
\text{for any } i, j \text{ such that } t_a + \frac{x_0 - x_a}{w} \in [t_j, t_{j+1}], \\
\\
\mathbf{M}_{\mathbf{c}_{\text{ini}}^{(i)}} \left(t_a + \frac{x_n - x_a}{v_f}, x_n \right) \geq \mathbf{c}_{\text{down}}^{(j)} \left(t_a + \frac{x_n - x_a}{v_f}, x_n \right), \\
\text{for any } i, j \text{ such that } t_a + \frac{x_n - x_a}{v_f} \in [t_j, t_{j+1}], \\
\\
\mathbf{M}_{\mathbf{c}_{\text{ini}}^{(i)}} \left(t_a + \frac{x_n - x_a}{w}, x_n \right) \geq \mathbf{c}_{\text{down}}^{(j)} \left(t_a + \frac{x_n - x_a}{w}, x_n \right), \\
\text{for any } i, j \text{ such that } t_a + \frac{x_n - x_a}{w} \in [t_j, t_{j+1}], \\
\\
\mathbf{M}_{\mathbf{c}_{\text{ini}}^{(i)}} \left(t_0^{(i,j)}, x_n \right) \geq \mathbf{c}_{\text{down}}^{(j)} \left(t_0^{(i,j)}, x_n \right), \\
\text{for any } i, j \text{ such that } t_0^{(i,j)} \in [t_j, t_{j+1}], \\
\\
\mathbf{M}_{\mathbf{c}_{\text{ini}}^{(i)}} \left(t_1^{(i,l)}, x_1^{(i,l)} \right) \geq \mathbf{c}_{\text{intern}}^{(l)} \left(t_1^{(i,l)}, x_1^{(i,l)} \right), \\
\text{for any } i, l \text{ such that } t_{\min}^{(l)} \leq t_1^{(i,l)} \leq t_{\max}^{(l)}, \\
\\
\mathbf{M}_{\mathbf{c}_{\text{ini}}^{(i)}} \left(t_2^{(i,l)}, x_2^{(i,l)} \right) \geq \mathbf{c}_{\text{intern}}^{(l)} \left(t_2^{(i,l)}, x_2^{(i,l)} \right), \\
\text{for any } i, l \text{ such that } t_{\min}^{(l)} \leq t_2^{(i,l)} \leq t_{\max}^{(l)}, \\
\\
\mathbf{M}_{\mathbf{c}_{\text{ini}}^{(i)}} \left(t_3^{(i,l)}, x_3^{(i,l)} \right) \geq \mathbf{c}_{\text{intern}}^{(l)} \left(t_3^{(i,l)}, x_3^{(i,l)} \right), \\
\text{for any } i, l \text{ such that } t_{\min}^{(l)} \leq t_3^{(i,l)} \leq t_{\max}^{(l)}, \\
\\
\mathbf{M}_{\mathbf{c}_{\text{ini}}^{(i)}} \left(t_4^{(i,l)}, x_4^{(i,l)} \right) \geq \mathbf{c}_{\text{intern}}^{(l)} \left(t_4^{(i,l)}, x_4^{(i,l)} \right), \\
\text{for any } i, l \text{ such that } t_{\min}^{(l)} \leq t_4^{(i,l)} \leq t_{\max}^{(l)},
\end{array} \right. \quad (3.25)$$

with

$$\left\{ \begin{array}{l}
t_a = t_a(t_0, x_{i+1}), \\
x_a = x_a(t_0, x_{i+1}), \\
\\
t_0^{(i,j)} := \hat{T}_+ \left(x_n, t_j, 0; x_{i+1}, t_0, v_{\text{ini}}^{(i)} \right) \\
\\
t_1^{(i,l)} := \check{T} \left(x_a, t_a, v_f; x_{\min}^{(l)}, t_{\min}^{(l)}, V_{\text{intern}}^{(l)} \right), \\
x_1^{(i,l)} := x_{\min}^{(l)} + V_{\text{intern}}^{(l)} \left(t_1^{(i,l)} - t_{\min}^{(l)} \right), \\
\\
t_2^{(i,l)} := \check{T} \left(x_a, t_a, w; x_{\min}^{(l)}, t_{\min}^{(l)}, V_{\text{intern}}^{(l)} \right), \\
x_2^{(i,l)} := x_{\min}^{(l)} + V_{\text{intern}}^{(l)} \left(t_2^{(i,l)} - t_{\min}^{(l)} \right), \\
\\
t_3^{(i,l)} := \check{T} \left(x_{i+1}, t_0, w; x_{\min}^{(l)}, t_{\min}^{(l)}, V_{\text{intern}}^{(l)} \right), \\
x_3^{(i,l)} := x_{\min}^{(l)} + V_{\text{intern}}^{(l)} \left(t_3^{(i,l)} - t_{\min}^{(l)} \right), \\
\\
t_4^{(i,l)} := \hat{T}_{\pm} \left(x_{\min}^{(l)}, t_{\min}^{(l)}, V_{\text{intern}}^{(l)}; x_{i+1}, t_0, v_{\text{ini}}^{(i)} \right), \\
x_4^{(i,l)} := x_{\min}^{(l)} + V_{\text{intern}}^{(l)} \left(t_4^{(i,l)} - t_{\min}^{(l)} \right).
\end{array} \right.$$

3.1.4. Upstream boundary condition (free flow)

The model constraints with respect to a free-flow upstream boundary condition are the following ones: (see Figure 4):

$$\left\{ \begin{array}{l} \mathbf{M}_{\mathbf{c}_{\text{up}}^{(j)}} \left(t_j + \frac{x_n - x_0}{v_f}, x_n \right) \geq \mathbf{c}_{\text{down}}^{(j')} \left(t_j + \frac{x_n - x_0}{v_f}, x_n \right), \\ \text{for any } j, j' \text{ such that } t_j + \frac{x_n - x_0}{v_f} \in [t_{j'}, t_{j'+1}], \\ \\ \mathbf{M}_{\mathbf{c}_{\text{up}}^{(j)}} \left(t_0^{(j,l)}, x_0^{(j,l)} \right) \geq \mathbf{c}_{\text{intern}}^{(l)} \left(t_0^{(j,l)}, x_0^{(j,l)} \right), \\ \text{for any } j, l \text{ such that } t_{\min}^{(l)} \leq t_0^{(j,l)} \leq t_{\max}^{(l)}, \end{array} \right. \quad (3.26)$$

with

$$\begin{cases} t_0^{(j,l)} = \check{T} \left(x_0, t_j, v_f; x_{\min}^{(l)}, t_{\min}^{(l)}, V_{\text{intern}}^{(l)} \right), \\ x_0^{(j,l)} = x_{\min}^{(l)} + V_{\text{intern}}^{(l)} \left(t_0^{(j,l)} - t_{\min}^{(l)} \right). \end{cases}$$

3.1.5. Upstream boundary condition (congested)

For a congested upstream boundary condition, the compatibility constraints read as follows (see Figure 5):

$$\left\{ \begin{array}{l}
\mathbf{M}_{\mathbf{c}_{\text{up}}^{(j)}} \left(t_a + \frac{x_0 - x_a}{w}, x_0 \right) \geq \mathbf{c}_{\text{up}}^{(j')} \left(t_a + \frac{x_0 - x_a}{w}, x_0 \right), \\
\text{for any } j, j' \text{ such that } t_a + \frac{x_0 - x_a}{w} \in [t_{j'}, t_{j'+1}], \\
\\
\mathbf{M}_{\mathbf{c}_{\text{up}}^{(j)}} \left(t_j + \frac{x_n - x_0}{v_f}, x_n \right) \geq \mathbf{c}_{\text{down}}^{(j')} \left(t_j + \frac{x_n - x_0}{v_f}, x_n \right), \\
\text{for any } j, j' \text{ such that } t_j + \frac{x_n - x_0}{v_f} \in [t_{j'}, t_{j'+1}], \\
\\
\mathbf{M}_{\mathbf{c}_{\text{up}}^{(j)}} \left(t_a + \frac{x_n - x_a}{v_f}, x_n \right) \geq \mathbf{c}_{\text{down}}^{(j')} \left(t_a + \frac{x_n - x_a}{v_f}, x_n \right), \\
\text{for any } j, j' \text{ such that } t_a + \frac{x_n - x_a}{v_f} \in [t_{j'}, t_{j'+1}], \\
\\
\mathbf{M}_{\mathbf{c}_{\text{up}}^{(j)}} \left(t_a + \frac{x_n - x_a}{w}, x_n \right) \geq \mathbf{c}_{\text{down}}^{(j')} \left(t_a + \frac{x_n - x_a}{w}, x_n \right), \\
\text{for any } j, j' \text{ such that } t_a + \frac{x_n - x_a}{w} \in [t_{j'}, t_{j'+1}], \\
\\
\mathbf{M}_{\mathbf{c}_{\text{up}}^{(j)}} \left(t_0^{(j,j')}, x_n \right) \geq \mathbf{c}_{\text{down}}^{(j')} \left(t_0^{(j,j')}, x_n \right), \\
\text{for any } j, j' \text{ such that } t_0^{(j,j')} \in [t_{j'}, t_{j'+1}], \\
\\
\mathbf{M}_{\mathbf{c}_{\text{up}}^{(j)}} \left(t_1^{(j,l)}, x_1^{(j,l)} \right) \geq \mathbf{c}_{\text{intern}}^{(l)} \left(t_1^{(j,l)}, x_1^{(j,l)} \right), \\
\text{for any } j, l \text{ such that } t_{\min}^{(l)} \leq t_1^{(j,l)} \leq t_{\max}^{(l)}, \\
\\
\mathbf{M}_{\mathbf{c}_{\text{up}}^{(j)}} \left(t_2^{(j,l)}, x_2^{(j,l)} \right) \geq \mathbf{c}_{\text{intern}}^{(l)} \left(t_2^{(j,l)}, x_2^{(j,l)} \right), \\
\text{for any } j, l \text{ such that } t_{\min}^{(l)} \leq t_2^{(j,l)} \leq t_{\max}^{(l)}, \\
\\
\mathbf{M}_{\mathbf{c}_{\text{up}}^{(j)}} \left(t_3^{(j,l)}, x_3^{(j,l)} \right) \geq \mathbf{c}_{\text{intern}}^{(l)} \left(t_3^{(j,l)}, x_3^{(j,l)} \right), \\
\text{for any } j, l \text{ such that } t_{\min}^{(l)} \leq t_3^{(j,l)} \leq t_{\max}^{(l)}, \\
\\
\mathbf{M}_{\mathbf{c}_{\text{up}}^{(j)}} \left(t_4^{(j,l)}, x_4^{(j,l)} \right) \geq \mathbf{c}_{\text{intern}}^{(l)} \left(t_4^{(j,l)}, x_4^{(j,l)} \right), \\
\text{for any } j, l \text{ such that } t_{\min}^{(l)} \leq t_4^{(j,l)} \leq t_{\max}^{(l)},
\end{array} \right. \quad (3.27)$$

with

$$\left\{ \begin{array}{l}
t_a = t_a(t_{j+1}, x_0), \\
x_a = x_a(t_{j+1}, x_0), \\
\\
t_0^{(j,j')} = \hat{T}_+ \left(x_n, t_{j'}, 0; x_0, t_{j+1}, v_{\text{up}}^{(j)} \right), \\
\\
t_1^{(j,l)} = \check{T} \left(x_0, t_j, v_f; x_{\min}^{(l)}, t_{\min}^{(l)}, V_{\text{intern}}^{(l)} \right), \\
x_1^{(j,l)} = x_{\min}^{(l)} + V_{\text{intern}}^{(l)} \left(t_1^{(j,l)} - t_{\min}^{(l)} \right), \\
\\
t_2^{(j,l)} = \check{T} \left(x_a, t_a, v_f; x_{\min}^{(l)}, t_{\min}^{(l)}, V_{\text{intern}}^{(l)} \right), \\
x_2^{(j,l)} = x_{\min}^{(l)} + V_{\text{intern}}^{(l)} \left(t_2^{(j,l)} - t_{\min}^{(l)} \right), \\
\\
t_3^{(j,l)} = \check{T} \left(x_a, t_a, w; x_{\min}^{(l)}, t_{\min}^{(l)}, V_{\text{intern}}^{(l)} \right), \\
x_3^{(j,l)} = x_{\min}^{(l)} + V_{\text{intern}}^{(l)} \left(t_3^{(j,l)} - t_{\min}^{(l)} \right), \\
\\
t_4^{(j,l)} = \hat{T}_{\pm} \left(x_0, t_{j+1}, v_{\text{up}}^{(j)}; x_{\min}^{(l)}, t_{\min}^{(l)}, V_{\text{intern}}^{(l)} \right), \\
x_4^{(j,l)} = x_{\min}^{(l)} + V_{\text{intern}}^{(l)} \left(t_4^{(j,l)} - t_{\min}^{(l)} \right).
\end{array} \right.$$

3.1.6. Downstream boundary condition

The model constraints for any downstream boundary condition are given by the following set of inequalities (see also Figure 6):

$$\left\{ \begin{array}{l} \mathbf{M}_{\mathbf{c}_{\text{down}}^{(j)}} \left(t_j + \frac{x_0 - x_n}{w}, x_0 \right) \geq \mathbf{c}_{\text{up}}^{(j')} \left(t_j + \frac{x_0 - x_n}{w}, x_0 \right), \\ \quad \text{for any } j, j' \text{ such that } t_j + \frac{x_0 - x_n}{w} \in [t_{j'}, t_{j'+1}], \\ \\ \mathbf{M}_{\mathbf{c}_{\text{down}}^{(j)}} \left(t_a + \frac{x_0 - x_a}{w}, x_0 \right) \geq \mathbf{c}_{\text{up}}^{(j')} \left(t_a + \frac{x_0 - x_a}{w}, x_0 \right), \\ \quad \text{for any } j, j' \text{ such that } t_a + \frac{x_0 - x_a}{w} \in [t_{j'}, t_{j'+1}], \\ \\ \mathbf{M}_{\mathbf{c}_{\text{down}}^{(j)}} \left(t_a + \frac{x_n - x_a}{w}, x_n \right) \geq \mathbf{c}_{\text{down}}^{(j')} \left(t_a + \frac{x_n - x_a}{w}, x_n \right), \\ \quad \text{for any } j, j' \text{ such that } t_a + \frac{x_n - x_a}{w} \in [t_{j'}, t_{j'+1}], \\ \\ \mathbf{M}_{\mathbf{c}_{\text{down}}^{(j)}} \left(t_1^{(j,l)}, x_1^{(j,l)} \right) \geq \mathbf{c}_{\text{intern}}^{(l)} \left(t_1^{(j,l)}, x_1^{(j,l)} \right), \\ \quad \text{for any } j, l \text{ such that } t_{\min}^{(l)} \leq t_1^{(j,l)} \leq t_{\max}^{(l)}, \\ \\ \mathbf{M}_{\mathbf{c}_{\text{down}}^{(j)}} \left(t_2^{(j,l)}, x_2^{(j,l)} \right) \geq \mathbf{c}_{\text{intern}}^{(l)} \left(t_2^{(j,l)}, x_2^{(j,l)} \right), \\ \quad \text{for any } j, l \text{ such that } t_{\min}^{(l)} \leq t_2^{(j,l)} \leq t_{\max}^{(l)}, \end{array} \right. \quad (3.28)$$

with

$$\left\{ \begin{array}{l} t_a = t_a(t_{j+1}, x_n), \\ x_a = x_a(t_{j+1}, x_n), \\ \\ t_1^{(j,l)} = \tilde{T} \left(x_n, t_{j+1}, w; x_{\min}^{(l)}, t_{\min}^{(l)}, V_{\text{intern}}^{(l)} \right), \\ x_1^{(j,l)} = x_{\min}^{(l)} + V_{\text{intern}}^{(l)} \left(t_1^{(j,l)} - t_{\min}^{(l)} \right), \\ \\ t_2^{(j,l)} = \tilde{T} \left(x_a, t_a, w; x_{\min}^{(l)}, t_{\min}^{(l)}, V_{\text{intern}}^{(l)} \right), \\ x_2^{(j,l)} = x_{\min}^{(l)} + V_{\text{intern}}^{(l)} \left(t_2^{(j,l)} - t_{\min}^{(l)} \right). \end{array} \right.$$

3.1.7. Internal boundary condition

Finally, the compatibility conditions associated to an internal boundary condition are given by (see Figure 7):

$$\left\{ \begin{array}{l}
\mathbf{M}_{\mathbf{c}_{\text{intern}}^{(l)}} \left(t_{\min}^{(l)} + \frac{x_0 - x_{\min}^{(l)}}{w}, x_0 \right) \geq \mathbf{c}_{\text{up}}^{(j)} \left(t_{\min}^{(l)} + \frac{x_0 - x_{\min}^{(l)}}{w}, x_0 \right), \\
\quad \text{for any } l, j \text{ such that } t_{\min}^{(l)} + \frac{x_0 - x_{\min}^{(l)}}{w} \in [t_j, t_{j+1}], \\
\mathbf{M}_{\mathbf{c}_{\text{intern}}^{(l)}} \left(t_{\max}^{(l)} + \frac{x_0 - x_{\max}^{(l)}}{w}, x_0 \right) \geq \mathbf{c}_{\text{up}}^{(j)} \left(t_{\max}^{(l)} + \frac{x_0 - x_{\max}^{(l)}}{w}, x_0 \right), \\
\quad \text{for any } l, j \text{ such that } t_{\max}^{(l)} + \frac{x_0 - x_{\max}^{(l)}}{w} \in [t_j, t_{j+1}], \\
\mathbf{M}_{\mathbf{c}_{\text{intern}}^{(l)}} \left(t_a^{\max} + \frac{x_0 - x_a^{\max}}{w}, x_0 \right) \geq \mathbf{c}_{\text{up}}^{(j)} \left(t_a^{\max} + \frac{x_0 - x_a^{\max}}{w}, x_0 \right), \\
\quad \text{for any } l, j \text{ such that } t_a^{\max} + \frac{x_0 - x_a^{\max}}{w} \in [t_j, t_{j+1}], \\
\mathbf{M}_{\mathbf{c}_{\text{intern}}^{(l)}} \left(t_a^{\max} + \frac{x_n - x_a^{\max}}{w}, x_n \right) \geq \mathbf{c}_{\text{down}}^{(j)} \left(t_a^{\max} + \frac{x_n - x_a^{\max}}{w}, x_n \right), \\
\quad \text{for any } l, j \text{ such that } t_a^{\max} + \frac{x_n - x_a^{\max}}{w} \in [t_j, t_{j+1}], \\
\mathbf{M}_{\mathbf{c}_{\text{intern}}^{(l)}} \left(t_a^{\max} + \frac{x_n - x_a^{\max}}{v_f}, x_n \right) \geq \mathbf{c}_{\text{down}}^{(j)} \left(t_a^{\max} + \frac{x_n - x_a^{\max}}{v_f}, x_n \right), \\
\quad \text{for any } l, j \text{ such that } t_a^{\max} + \frac{x_n - x_a^{\max}}{v_f} \in [t_j, t_{j+1}], \\
\mathbf{M}_{\mathbf{c}_{\text{intern}}^{(l)}} \left(t_a^{\min} + \frac{x_n - x_a^{\min}}{v_f}, x_n \right) \geq \mathbf{c}_{\text{down}}^{(j)} \left(t_a^{\min} + \frac{x_n - x_a^{\min}}{v_f}, x_n \right), \\
\quad \text{for any } l, j \text{ such that } t_a^{\min} + \frac{x_n - x_a^{\min}}{v_f} \in [t_j, t_{j+1}], \\
\mathbf{M}_{\mathbf{c}_{\text{intern}}^{(l)}} \left(t_{\min}^{(l)} + \frac{x_n - x_{\min}^{(l)}}{v_f}, x_n \right) \geq \mathbf{c}_{\text{down}}^{(j)} \left(t_{\min}^{(l)} + \frac{x_n - x_{\min}^{(l)}}{v_f}, x_n \right), \\
\quad \text{for any } l, j \text{ such that } t_{\min}^{(l)} + \frac{x_n - x_{\min}^{(l)}}{v_f} \in [t_j, t_{j+1}], \\
\mathbf{M}_{\mathbf{c}_{\text{intern}}^{(l)}} \left(t_0^{(l,j)}, x_0^{(l,j)} \right) \geq \mathbf{c}_{\text{down}}^{(j)} \left(t_0^{(l,j)}, x_0^{(l,j)} \right), \\
\quad \text{for any } l, j \text{ such that } t_0^{(l,j)} \in [t_j, t_{j+1}], \\
\mathbf{M}_{\mathbf{c}_{\text{intern}}^{(l)}} \left(t_1^{(l,j)}, x_1^{(l,j)} \right) \geq \mathbf{c}_{\text{down}}^{(j)} \left(t_1^{(l,j)}, x_1^{(l,j)} \right), \\
\quad \text{for any } l, j \text{ such that } t_1^{(l,j)} \in [t_j, t_{j+1}], \\
\mathbf{M}_{\mathbf{c}_{\text{intern}}^{(l)}} \left(t_a^{\min} + \frac{x_n - x_a^{\min}}{V_{\text{intern}}^{(l)}}, x_n \right) \geq \mathbf{c}_{\text{down}}^{(j)} \left(t_a^{\min} + \frac{x_n - x_a^{\min}}{V_{\text{intern}}^{(l)}}, x_n \right), \\
\quad \text{for any } l, j \text{ such that } t_a^{\min} + \frac{x_n - x_a^{\min}}{V_{\text{intern}}^{(l)}} \in [t_j, t_{j+1}] \text{ and } V_{\text{intern}}^{(l)} \neq 0,
\end{array} \right. \tag{3.29}$$

and

$$\left\{ \begin{array}{l}
 \mathbf{M}_{\mathbf{c}_{\text{intern}}^{(l)}} \left(t_1^{(l,l')}, x_1^{(l,l')} \right) \geq \mathbf{c}_{\text{intern}}^{(l')} \left(t_1^{(l,l')}, x_1^{(l,l')} \right), \\
 \quad \text{for any } l, l' \text{ such that } t_{\min}^{(l')} \leq t_1^{(l,l')} \leq t_{\max}^{(l')}, \\
 \\
 \mathbf{M}_{\mathbf{c}_{\text{intern}}^{(l)}} \left(t_2^{(l,l')}, x_2^{(l,l')} \right) \geq \mathbf{c}_{\text{intern}}^{(l')} \left(t_2^{(l,l')}, x_2^{(l,l')} \right), \\
 \quad \text{for any } l, l' \text{ such that } t_{\min}^{(l')} \leq t_2^{(l,l')} \leq t_{\max}^{(l')}, \\
 \\
 \mathbf{M}_{\mathbf{c}_{\text{intern}}^{(l)}} \left(t_3^{(l,l')}, x_3^{(l,l')} \right) \geq \mathbf{c}_{\text{intern}}^{(l')} \left(t_3^{(l,l')}, x_3^{(l,l')} \right), \\
 \quad \text{for any } l, l' \text{ such that } t_{\min}^{(l')} \leq t_3^{(l,l')} \leq t_{\max}^{(l')}, \\
 \\
 \mathbf{M}_{\mathbf{c}_{\text{intern}}^{(l)}} \left(t_4^{(l,l')}, x_4^{(l,l')} \right) \geq \mathbf{c}_{\text{intern}}^{(l')} \left(t_4^{(l,l')}, x_4^{(l,l')} \right), \\
 \quad \text{for any } l, l' \text{ such that } t_{\min}^{(l')} \leq t_4^{(l,l')} \leq t_{\max}^{(l')}, \\
 \\
 \mathbf{M}_{\mathbf{c}_{\text{intern}}^{(l)}} \left(t_5^{(l,l')}, x_5^{(l,l')} \right) \geq \mathbf{c}_{\text{intern}}^{(l')} \left(t_5^{(l,l')}, x_5^{(l,l')} \right), \\
 \quad \text{for any } l, l' \text{ such that } t_{\min}^{(l')} \leq t_5^{(l,l')} \leq t_{\max}^{(l')}, \\
 \\
 \mathbf{M}_{\mathbf{c}_{\text{intern}}^{(l)}} \left(t_6^{(l,l')}, x_6^{(l,l')} \right) \geq \mathbf{c}_{\text{intern}}^{(l')} \left(t_6^{(l,l')}, x_6^{(l,l')} \right), \\
 \quad \text{for any } l, l' \text{ such that } t_{\min}^{(l')} \leq t_6^{(l,l')} \leq t_{\max}^{(l')}, \\
 \\
 \mathbf{M}_{\mathbf{c}_{\text{intern}}^{(l)}} \left(t_7^{(l,l')}, x_7^{(l,l')} \right) \geq \mathbf{c}_{\text{intern}}^{(l')} \left(t_7^{(l,l')}, x_7^{(l,l')} \right), \\
 \quad \text{for any } l, l' \text{ such that } t_{\min}^{(l')} \leq t_7^{(l,l')} \leq t_{\max}^{(l')}, \\
 \\
 \mathbf{M}_{\mathbf{c}_{\text{intern}}^{(l)}} \left(t_8^{(l,l')}, x_8^{(l,l')} \right) \geq \mathbf{c}_{\text{intern}}^{(l')} \left(t_8^{(l,l')}, x_8^{(l,l')} \right), \\
 \quad \text{for any } l, l' \text{ such that } t_{\min}^{(l')} \leq t_8^{(l,l')} \leq t_{\max}^{(l')}, \\
 \\
 \mathbf{M}_{\mathbf{c}_{\text{intern}}^{(l)}} \left(t_9^{(l,l')}, x_9^{(l,l')} \right) \geq \mathbf{c}_{\text{intern}}^{(l')} \left(t_9^{(l,l')}, x_9^{(l,l')} \right), \\
 \quad \text{for any } l, l' \text{ such that } t_{\min}^{(l')} \leq t_9^{(l,l')} \leq t_{\max}^{(l')}.
 \end{array} \right. \quad (3.30)$$

with

$$\left\{ \begin{array}{l}
 t_a^{\min} = t_a \left(t_{\min}^{(l)}, x_{\min}^{(l)} \right), \\
 x_a^{\min} = x_a \left(t_{\min}^{(l)}, x_{\min}^{(l)} \right), \\
 \\
 t_a^{\max} = t_a \left(t_{\max}^{(l)}, x_{\max}^{(l)} \right), \\
 x_a^{\max} = x_a \left(t_{\max}^{(l)}, x_{\max}^{(l)} \right), \\
 \\
 t_0^{(l,j)} = \hat{T}_+ \left(x_n, t_j, 0; x_{\min}^{(l)}, t_{\min}^{(l)}, V_{\text{intern}}^{(l)} \right), \\
 t_1^{(l,j)} = \hat{T}_+ \left(x_n, t_j, 0; x_{\max}^{(l)}, t_{\max}^{(l)}, V_{\text{intern}}^{(l)} \right), \\
 \\
 t_1^{(l,l')} = \check{T} \left(x_{\min}^{(l)}, t_{\min}^{(l)}, w; x_{\min}^{(l)}, t_{\min}^{(l)}, V_{\text{intern}}^{(l)} \right), \\
 x_1^{(l,l')} = x_{\min}^{(l)} + V_{\text{intern}}^{(l)} \left(t_1^{(l,l')} - t_{\min}^{(l)} \right), \\
 \\
 t_2^{(l,l')} = \check{T} \left(x_{\min}^{(l)}, t_{\min}^{(l)}, v_f; x_{\min}^{(l)}, t_{\min}^{(l)}, V_{\text{intern}}^{(l)} \right), \\
 x_2^{(l,l')} = x_{\min}^{(l)} + V_{\text{intern}}^{(l)} \left(t_2^{(l,l')} - t_{\min}^{(l)} \right), \\
 \\
 t_3^{(l,l')} = \check{T} \left(x_{\max}^{(l)}, t_{\max}^{(l)}, w; x_{\min}^{(l)}, t_{\min}^{(l)}, V_{\text{intern}}^{(l)} \right), \\
 x_3^{(l,l')} = x_{\min}^{(l)} + V_{\text{intern}}^{(l)} \left(t_3^{(l,l')} - t_{\min}^{(l)} \right), \\
 \\
 t_4^{(l,l')} = \check{T} \left(x_a^{\min}, t_a^{\min}, v_f; x_{\min}^{(l)}, t_{\min}^{(l)}, V_{\text{intern}}^{(l)} \right), \\
 x_4^{(l,l')} = x_{\min}^{(l)} + V_{\text{intern}}^{(l)} \left(t_4^{(l,l')} - t_{\min}^{(l)} \right), \\
 \\
 t_5^{(l,l')} = \check{T} \left(x_a^{\min}, t_a^{\min}, V_{\text{intern}}^{(l)}; x_{\min}^{(l)}, t_{\min}^{(l)}, V_{\text{intern}}^{(l)} \right), \\
 x_5^{(l,l')} = x_{\min}^{(l)} + V_{\text{intern}}^{(l)} \left(t_5^{(l,l')} - t_{\min}^{(l)} \right), \\
 \\
 t_6^{(l,l')} = \check{T} \left(x_a^{\max}, t_a^{\max}, v_f; x_{\min}^{(l)}, t_{\min}^{(l)}, V_{\text{intern}}^{(l)} \right), \\
 x_6^{(l,l')} = x_{\min}^{(l)} + V_{\text{intern}}^{(l)} \left(t_6^{(l,l')} - t_{\min}^{(l)} \right), \\
 \\
 t_7^{(l,l')} = \check{T} \left(x_a^{\max}, t_a^{\max}, w; x_{\min}^{(l)}, t_{\min}^{(l)}, V_{\text{intern}}^{(l)} \right), \\
 x_7^{(l,l')} = x_{\min}^{(l)} + V_{\text{intern}}^{(l)} \left(t_7^{(l,l')} - t_{\min}^{(l)} \right), \\
 \\
 t_8^{(l,l')} = \hat{T}_{\pm} \left(x_{\min}^{(l)}, t_{\min}^{(l)}, V_{\text{intern}}^{(l)}; x_{\min}^{(l)}, t_{\min}^{(l)}, V_{\text{intern}}^{(l)} \right), \\
 x_8^{(l,l')} = x_{\min}^{(l)} + V_{\text{intern}}^{(l)} \left(t_8^{(l,l')} - t_{\min}^{(l)} \right), \\
 \\
 t_9^{(l,l')} = \hat{T}_{\pm} \left(x_{\min}^{(l)}, t_{\min}^{(l)}, V_{\text{intern}}^{(l)}; x_{\max}^{(l)}, t_{\max}^{(l)}, V_{\text{intern}}^{(l)} \right), \\
 x_9^{(l,l')} = x_{\min}^{(l)} + V_{\text{intern}}^{(l)} \left(t_9^{(l,l')} - t_{\min}^{(l)} \right).
 \end{array} \right.$$

3.1.8. Comparison between LWR-BA based estimation model and LWR based estimation model

The expressions of model constraints of LWR-BA model under congested flow is very different from those corresponding constraints for the LWR model (given in [Canepa and Claudel \(2012\)](#)). The parabolic terms inspired by considering bounded acceleration contribute to the term $x_a, t_0^{(i,j)}$

and $t_4^{(i,l)}$ in the constraints in comparison with the previously piece-wise linear constraints with respect to the parameters. These fix in constraints would contribute to the smooth acceleration period in estimation result. The performances of LWR-BA estimation model and LWR estimation model would be compared qualitatively in Section 4.

Luckily, the quadratic terms only occur in the parameters instead of the decision variables listed in (3.20). It indicates that the property of the optimization problem for LWR-BA model is still the same as LWR model.

3.2. Data constraints

In addition to the model constraints presented above, we consider a separate set of data constraints that arise from known measurements on traffic densities, boundary flows or travel time samples obtained thanks to probe vehicles.

We consider the additional assumption:

- (A3) The data constraints are linear with respect to the decision variable y defined in (3.20) such that they can be represented in matrix form as follows

$$C_{\text{data}}y \leq d_{\text{data}}.$$

The data constraints that are considered in this paper encompass

- (1) Downstream boundary outflow estimation due to the red light located at $x = \chi$

$$p_j = 0, \quad \text{for any } j \text{ s.t. } \Omega_{\text{red}} \cap [t_j, t_{j+1}] \neq \emptyset,$$

where the set of traffic signal timings Ω_{red} is assumed to be known.

- (2) Flow measurements q^{meas} coming from fixed sensors with known errors $e_{\text{flow}}^{\text{meas}}$ and located at the upstream boundary $x = \xi$

$$(1 - e_{\text{flow}}^{\text{meas}})q^{\text{meas}}(t) \leq q_j \leq (1 + e_{\text{flow}}^{\text{meas}})q^{\text{meas}}(t), \quad \text{for any } t \in [t_j, t_{j+1}].$$

- (3) Travel times estimates $d_{\text{travel}}^{\text{meas}}$ provided by mobile sensors with known errors bound $e_{\text{time}}^{\text{meas}}$

$$\mathbf{M}(t_{\text{exit}}^{\text{meas}} - d_{\text{travel}}^{\text{meas}} - e_{\text{time}}^{\text{meas}}, \xi) \leq \mathbf{M}(t_{\text{exit}}^{\text{meas}}, \chi) \leq \mathbf{M}(t_{\text{exit}}^{\text{meas}} - d_{\text{travel}}^{\text{meas}} + e_{\text{time}}^{\text{meas}}, \xi).$$

3.3. Setting of the optimization problem

It is noteworthy that the solutions described in equations (6.34)-(6.38) associated with the adequate value conditions (2.8), (2.12), (2.13) and (2.14) are all linear in the decision variable y and all these constraints described by (3.24)-(3.30) are also linear in y . Therefore, we can represent the model constraints in the matrix form as follows

$$A_{\text{model}}y \leq b_{\text{model}}.$$

These model constraints encode the limitations due to the physics of traffic flows.

We are now ready to set the optimal control problem that we will use for the queue length estimation. We follow Anderson et al. (2013). Notice that the optimization framework was previously

proposed in [Claudel and Bayen \(2011\)](#); [Canepa and Claudel \(2012\)](#). It reads as follows

$$\begin{aligned} & \text{Maximize } g(y) \\ & \text{subject to } \begin{cases} A_{\text{model}} y \leq b_{\text{model}}, & (\text{model constraints}), \\ C_{\text{data}} y \leq d_{\text{data}}, & (\text{data constraints}). \end{cases} \end{aligned} \quad (3.31)$$

The objective function $g : y \mapsto g(y)$ can be any convex piecewise affine function of the decision variable. In our case, since we aim at maximizing the downstream outflows, the cost function is defined as follows

$$\begin{aligned} g(y) &= (\mathbf{0}_{\mathbb{R}^n}, \mathbf{0}_{\mathbb{R}^m}, \mathbf{1}_{\mathbb{R}^m}, \mathbf{0}_{\mathbb{R}^o \times \mathbb{R}^o}) \cdot y^T \\ &= \sum_{j=0}^{m-1} p_j. \end{aligned} \quad (3.32)$$

Solving the optimization problem (3.31) leads to an optimal solution denoted by

$$\begin{aligned} y^* &:= [k_1^*, \dots, k_n^*, q_1^*, \dots, q_m^*, p_1^*, \dots, p_m^*, (M^{(1)})^*, (q_{\text{inter}}^{(1)})^*, \dots, (M^{(o)})^*, (q_{\text{inter}}^{(o)})^*] \\ &= \operatorname{argmax}_y g(y) \end{aligned}$$

that can be used to compute the traffic states \mathbf{M} and $k = -\frac{\partial \mathbf{M}}{\partial x}$ thanks to the explicit solutions (6.34)-(6.38). The queue lengths are then deduced by computing at each time step the extremal points of the set

$$\mathcal{Q}_\varepsilon(t) := \left\{ (\alpha, \beta) \mid \begin{array}{l} \xi \leq \alpha < \beta \leq \chi, \\ |k(t, z) - \kappa| \leq \varepsilon, \quad \forall z \in [\alpha, \beta] \end{array} \right\}$$

where $\varepsilon > 0$ is a prescribed sensitivity parameter.

3.4. Network implementation

We now present the implementation of our estimation framework to the case of an arterial road by considering it as a particular network. More precisely, we will consider the road not as a set of isolated single links as it has been done in [Li, Canepa, and Claudel \(2014b,a\)](#) for a general setting, or in [Anderson et al. \(2013\)](#) for queue estimation on arterials; but as an oriented graph made of a series of links (the edges) linked by a junction (the vertex). For a presentation of the general framework, the interested reader is kindly referred to [Canepa and Claudel \(2017\)](#). Without loss of generality, we will restrain ourselves to the case of two links with one intermediary junction. The junction is assumed to be point-wise, say it has no storage capacity. It is worth mentioning that this approach is also equivalent to considering the junction as a fixed bottleneck and thus to add an internal condition with the appropriate flow conditions. Moreover, to take into account the lateral inflows and outflows at the junctions due to the turning movements to and from other roads (see Figure 8) we assume that there are one on-ramp and one off-ramp at each junction. The upstream and downstream flows on the main section and the inflow and outflow at the junction are denoted respectively by f_{in} , f_{out} , $f_{\text{ramp}_{\text{in}}}$ and $f_{\text{ramp}_{\text{out}}}$. We assume that there exists a matrix $A := (\alpha_{i,j})_{i,j}$ that distribute the flows using allocation parameters $0 \leq \alpha_{i,j} \leq 1$ for any $1 \leq i, j \leq 2$:

$$\begin{pmatrix} f_{\text{out}} \\ f_{\text{ramp}_{\text{out}}} \end{pmatrix} = A \begin{pmatrix} f_{\text{in}} \\ f_{\text{ramp}_{\text{in}}} \end{pmatrix}.$$

We have the obvious relation

$$f_{\text{out}} + f_{\text{ramp}_{\text{out}}} = f_{\text{in}} + f_{\text{ramp}_{\text{in}}}.$$

If we denote by Ω_{red} the set of all times for which the traffic light on upstream link is red, then the input flow $f_{\text{in}}(t)$ is given as follows

$$f_{\text{in}}(t) = 0 \quad \text{if } t \in \Omega_{\text{red}}.$$

When $t \notin \Omega_{\text{red}}$, then the flow f_{in} is undefined and will be set by a junction model. We assume that at the junction the total flow is maximized, that leads us to consider a junction model written as an optimization problem under constraints (see for instance [Costeseque and Lebacque \(2014a\)](#) and references therein) as follows

$$\max f_{\text{out}} \tag{3.33a}$$

$$\text{subject to } \begin{cases} 0 \leq f_{\text{in}} \leq \delta - f_{\text{ramp}_{\text{in}}} \\ 0 \leq f_{\text{out}} \leq \sigma - f_{\text{ramp}_{\text{out}}} \\ f_{\text{out}} = f_{\text{in}} + f_{\text{ramp}_{\text{in}}} - f_{\text{ramp}_{\text{out}}} \end{cases} \tag{3.33b}$$

The constraints (3.33b) express the non-negativity of flows and the demand-supply upper bounds denoted by δ and σ . The maximization of the total flow through the junction imposes that at least one of the inequalities in (3.33b) becomes an equality to the respective upper bound, adding additional integer variables to the problem.

It is noteworthy that the flow on the downstream section is a mixture of flows coming from the upstream and from the lateral inflow. The bounded-acceleration phase can occur for vehicles that are starting after their traffic light turns green. The traffic light phases from upstream section and for the imaginary on-ramp are generally different, meaning that the flow downstream is composed by vehicles that may be at the maximal free-flow speed v_f while some others are still accelerating with a speed $v < v_f$. It is also necessary to consider if there is a queue that have spilled over the downstream link by adding a Boolean variable.

4. Numerical examples

4.1. Presentation of the NGSIM data

The trajectory data is made publicly-available thanks to the Next Generation Simulation (NGSIM) project ([NGSIM 2006](#)) led by the U.S. Federal Highway Administration. These data were collected on an arterial street, namely the Lankershim Boulevard in Los Angeles, California, encompassing 4 intersections equipped with traffic signals (see Figure 9). The detailed trajectory data of 2,442 vehicles (with a time resolution of 10 samples per second) originate from five high-definition cameras, monitoring a 1,600-foot stretch of road from 08:28 a.m. to 09:00 a.m. on Thursday June 16, 2005.

The monitored section of Lankershim Boulevard encompasses 5 blocks and 4 signalized intersections. Following [Anderson et al. \(2013\)](#), we will test our algorithm on 4 different links that are highlighted on Figure 9: link 2 Northbound (NB), link 2 Southbound (SB), link 3 Southbound and link 4 Northbound. These links are representative of typical link geometries. Link 2SB is the simplest case: it has 3 lanes with no possible turn movements. Link 2NB is composed with 5 lanes (downstream) including 1 designated left-turn lane, 1 dedicated right-turn lane and 1 permissive right-turn lane. Link 3SB expands from 3 to 6 lanes (downstream) among which there

are 2 dedicated left-turn lanes, 1 right-turn pocket and 3 through-lanes. Finally, link 4NB is made of 4 lanes with an intermediate entry-exit point and a small left-turn pocket downstream.

The signal timing plans are given in the NGSIM Lankershim Boulevard database. We can thus compute the red signal times.

From the NGSIM data, we extract vehicle counts for each upstream link position and these counts are converted to averaged flow measurements. We also use a set of randomly-selected trajectories for end-to-end travel times measurements.

4.2. Settings and results

For the calibration of our fundamental diagram, we have selected the following numerical values

$$\begin{cases} v_f = 15.64 \text{ m.s}^{-1} & (35 \text{ miles.h}^{-1}) \\ w = -6.7 \text{ m.s}^{-1} & (-15 \text{ miles.h}^{-1}) \\ \kappa = 0.125 \text{ veh.m}^{-1} & (200 \text{ veh.mile}^{-1}) \end{cases}$$

It is noteworthy that the jam density κ is here intended as a maximal value per lane. Hence, depending on the link, it should be multiplied accordingly by the number of lanes.

The optimization problem is solved thanks to the CPLEX solver from IBM used as a black-box on our MATLAB toolbox. We then re-inject the optimal decision variable y^* into the LWR solver¹ and into the LWR-BA solver². We recall that the level-sets of the function \mathbf{M} give the individual and averaged trajectories of vehicles as long as one can assume that the vehicles cannot overtake each other and stay ordered. The estimated traffic state and the averaged trajectories for both the LWR model with and without the bounded acceleration are compared to the observed trajectories on link 2NB (see Figure 13), link 2SB (Figure 14), and on link 3SB (Figure 15).

As all the estimation is done based on true data instead of simulation, we only have noisy measurements instead of exact value of true states. Thus, it's not reasonable to compare the results between our method and previous method quantitatively as we have no clue of the real true value. We would compare and analyze the results with graphs.

4.3. Influence of the acceleration parameter

To illustrate the influence of the bounded acceleration parameter a , we investigate the performance of the estimation algorithm in two extreme cases of acceleration rate.

When $a \rightarrow +\infty$, the LWR-BA model tends towards the LWR model. Thus, choosing an acceleration rate of $a = 10^6 \text{ m.s}^{-2}$ should return a similar estimation result as the LWR model (without BA). In the second test, we set the acceleration parameter to a very low value of $a = 0.1 \text{ m.s}^{-2}$, which is much smaller than the actual maximal acceleration of a vehicle. All results presented in this section are based on the same time period on link3-southbound from data (NGSIM 2006). The corresponding trajectory data is plotted in Figure 10.

In Figure 11, the estimated trajectories (in black) and estimated queue length (in red) are shown to be identical in two cases. This indicates that the BA-LWR model will tend to the LWR model for extreme acceleration rates. It can be noticed that in the period from 0 to 50 seconds, these two models seem to differ. This is caused by a discontinuity over the data in this period.

In Figure 12, we can see that a low acceleration rate will greatly reduce the throughput of the intersection, resulting in longer queues.

The cases illustrated above illustrate the influence of the acceleration parameter, and the relationship between models with and without BA. For the following case studies, we set the

¹ Available at <http://traffic.berkeley.edu/project/downloads/lwrsolver>.

² Available at <https://utexas.box.com/s/ipm7fgucobsgu7nszxea49sx80i3pinx>.

acceleration rate back to a reasonable level of $a = 1 \text{ m.s}^{-2}$.

4.4. Comparison with previous results

In case studies in this subsection, we assume all vehicles with the bounded acceleration rate $a = 1 \text{ m.s}^{-2}$. In this section, we only illustrate parts of estimation result. Interested readers are referred to the results files³ for more estimation results. Through the illustration in this section, we would qualitatively analysis the pros through considering bounded acceleration in queue estimation.

The results are illustrated through qualitative comparisons with previous works. In estimation tasks, true states are not available under true data cases. Thus, any quantitative results such as Maximum Absolute Error (MAE) cannot be available for comparison.

The results of the estimation procedure in Anderson et al. (2013) are not totally satisfying since the method only gives an insight on the averaged dynamics of traffic flow on the multi-lanes section. Moreover, the variability due to the presence of specific left or right-turn lanes (or left or right-turn pockets) is difficult to handle. However, data constraints coming from at least 5% travel times data enable to make more precise estimation of queue lengths. On link 2 Northbound, there was an overestimation of the queues in all of the through lanes due to turning movements as pointed out in Anderson et al. (2013). This has motivated a reduction of the inflow by 24% since from direct computations from the data, it had an estimated 20% of the vehicles that have turned right and 4% that have turned left over the 30-minutes study period.

Such inflow reduction have been done from an estimated percentage of turning vehicles directly on the data. In our paper, the same idea to mitigate the problem of overestimation in turning lanes is followed. Queue length estimation with and without bounded acceleration are presented together for comparison (see Figure 13). In lane 2, estimation of queue lengths with bounded acceleration considered shows a great improvement in precision. It indicates that the improved model with bounded acceleration is closer to true states. From the lane 2 case in Figure 13, we can observe that considering bounded acceleration would reduce the estimated number of arrival vehicles. Comparing to the true arrival rate, we can observe that the estimation without considering bounded acceleration is slightly overestimated and the model considering bounded acceleration gives the arrival rate close to true data. We can observe this in other cases too³. There is not a definite answer because the core part of our estimation, the optimization solver, is kind of a black box. One thing is certain that the estimated trajectories are much smoother and closer to true trajectories in pattern because the constraints regarding to bounded acceleration that we have added in optimization model. Meanwhile, although there is no clue that the method used in Anderson et al. (2013) will cause systematically overestimation or underestimation, it still makes sense that the result achieved here is better. In Anderson et al. (2013) where bounded acceleration is not considered, the acceleration procedure is considered to be completed instantly which is unrealistic.

On link 2 southbound (see Figure 14) which is a simple geometry without any downstream turn movements, the estimation of queue length is done following the "average" trajectory of lanes which means we consider the similar vehicle density and flow pattern in each lane. As a result, both methods with and without bounded acceleration considered fail in both lane 1 and lane 3. According to analysis, extremely heavy traffic goes to these two lanes which means that evenly distribution assumption is broken. As Anderson et al. (2013) has mentioned, this extreme situation is not expected under the assumption that the distribution of vehicles in each lane is supposed to be even. To overcome this drawback, we need to use monitoring data of each lane to do estimation. However, this will cause other problems like lane-changing-sensitivity and the inaccuracy in turn-ratio estimation. However in lane 2 which has a vehicle amount close to

³<https://utexas.box.com/s/ipm7fgucobsgu7nszxea49sx80i3p1nx>

average, the new method shows a similar success in improving the precision.

On link 3 Southbound which is composed of 6 lanes with one right turn and 2 dedicated left-turn lanes, only the 3 through-lanes are considered. The result (see Figure 15) indicates similar improvement in precision that considering bounded acceleration brings. In lane three, both methods fail to recognize a queue that was happening from time 150. It's because of the same reason that the evenly distribution assumption is broken. At that time point, much more vehicles go to lane 3, so "average" queue lengths estimation cannot represent this specific lane.

5. Conclusion and perspectives

This paper presents an optimization-based framework for queue length estimation on arterials that is running on a modified macroscopic traffic flow model. The main progress made over previous work is that vehicles bounded acceleration is included into the optimal control framework. It is shown through comparison over the same test data (NGSIM 2006) that the precision of queue length estimation is improved thanks to this enhanced framework. As average trajectories over all lanes are considered here, the present method performs poorly in estimating queue lengths in specific lanes with unexpected heavy traffic. In most cases, this framework shows a good precision. Comparing to other traditional estimation techniques, such as particle filter, traffic-based estimation methods, our method won't suffer from restrictions due to dramatically increasing computational cost when extended to large scale networks.

Among the scientific perspectives of this work, we aimed at addressing the aspect of bounded vehicle deceleration. Basically, deceleration process is observed at shock waves that naturally arise from the inf-morphism property and not from kinematic waves like for the acceleration process. Deceleration also depend on the immediate downstream conditions. There is an asymmetry between both processes. Thus this would not be straightforward to adapt our framework to the case of bounded deceleration.

Another interesting direction of research is to consider uncertainties on the fundamental diagram parameters namely the free-flow speed v_f , the jam wave speed w and the maximal density κ and to do Monte Carlo simulations. Monte Carlo simulations help to find the value closest to actual value which helps bring a better estimation outcome.

Improved queue length estimation precision can also provide a better pre-step for the optimal control of traffic light on arterial links which helps keep queue length at a reasonable level. Future work can be done to develop optimal control method of traffic light based on this estimation algorithm.

Acknowledgements

The authors are sincerely grateful to Professor Alexandre Bayen from UC Berkeley for discussions on the topic, to Dr. Leah Anderson for providing lots of insights on her Matlab toolbox and on Lankershim Blvd NGSIM dataset. G. Costeseque is grateful to Inria Sophia-Antipolis Méditerranée, France, for its support and hospitality during the early stage of this paper. This research is partially supported by the National Science Foundation under Grant No.1636154.

References

Adacher, Ludovica, and Marco Tiriolo. 2018. "A macroscopic model with the advantages of microscopic model: A review of Cell Transmission Model's extensions for urban traffic networks." *Simulation Modelling Practice and Theory* 86: 102–119. 2

- Anderson, Leah A, Edward S Canepa, Roberto Horowitz, Christian G Claudel, and Alexandre M Bayen. 2013. "Optimization-based queue estimation on an arterial traffic link with measurement uncertainties." Transportation Research Board 93rd Annual Meeting. Paper 14-4570. 2, 3, 6, 23, 24, 25, 27
- Anderson, Leah Adrian. 2015. "Data-Driven Methods for Improved Estimation and Control of an Urban Arterial Traffic Network." PhD diss., University of California at Berkeley. 2
- Aubin, Jean-Pierre, Alexandre M Bayen, and Patrick Saint-Pierre. 2008. "Dirichlet problems for some Hamilton–Jacobi equations with inequality constraints." *SIAM Journal on Control and Optimization* 47 (5): 2348–2380. 10
- Aubin, Jean-Pierre, Alexandre M Bayen, and Patrick Saint-Pierre. 2011. *Viability theory: new directions*. Springer. 10
- Ban, Xuegang Jeff, Peng Hao, and Zhanbo Sun. 2011. "Real time queue length estimation for signalized intersections using travel times from mobile sensors." *Transportation Research Part C: Emerging Technologies* 19 (6): 1133–1156. 2
- Barron, EN, and R Jensen. 1990. "Semicontinuous viscosity solutions for Hamilton–Jacobi equations with convex Hamiltonians." *Communications in Partial Differential Equations* 15 (12): 293–309. 10
- Canepa, Edward S, and Christian G Claudel. 2017. "Networked traffic state estimation involving mixed fixed-mobile sensor data using Hamilton–Jacobi equations." *Transportation Research Part B: Methodological* 104: 686–709. 6, 24
- Canepa, ES, and CG Claudel. 2012. "Exact solutions to traffic density estimation problems involving the lighthill-whitham-richards traffic flow model using mixed integer programming." In *Intelligent Transportation Systems (ITSC), 2012 15th International IEEE Conference on*, 832–839. IEEE. 3, 6, 10, 12, 13, 14, 22, 24
- Cheng, Yang, Xiao Qin, Jing Jin, and Bin Ran. 2012. "An exploratory shockwave approach to estimating queue length using probe trajectories." *Journal of Intelligent Transportation Systems* 16 (1): 12–23. 2
- Claudel, Christian G, and Alexandre M Bayen. 2010a. "Lax–Hopf based incorporation of internal boundary conditions into Hamilton–Jacobi equation. Part I: Theory." *Automatic Control, IEEE Transactions on* 55 (5): 1142–1157. 10, 11
- Claudel, Christian G, and Alexandre M Bayen. 2010b. "Lax–Hopf based incorporation of internal boundary conditions into Hamilton–Jacobi equation. Part II: Computational methods." *Automatic Control, IEEE Transactions on* 55 (5): 1158–1174. 11
- Claudel, Christian G, and Alexandre M Bayen. 2011. "Convex formulations of data assimilation problems for a class of Hamilton–Jacobi equations." *SIAM Journal on Control and Optimization* 49 (2): 383–402. 3, 5, 14, 24
- Comert, Gurcan. 2013. "Simple analytical models for estimating the queue lengths from probe vehicles at traffic signals." *Transportation Research Part B: Methodological* 55: 59–74. 3
- Comert, Gurcan. 2016. "Queue length estimation from probe vehicles at isolated intersections: Estimators for primary parameters." *European Journal of Operational Research* . 3
- Comert, Gurcan, and Mecit Cetin. 2009. "Queue length estimation from probe vehicle location and the impacts of sample size." *European Journal of Operational Research* 197 (1): 196–202. 3
- Costeseque, Guillaume, and Jean-Patrick Lebacque. 2014a. "Discussion about traffic junction modelling: conservation laws VS Hamilton–Jacobi equations." *Discrete Cont. Dyn. Syst. S* 7: 411–433. 25
- Costeseque, Guillaume, and Jean-Patrick Lebacque. 2014b. "A variational formulation for higher order macroscopic traffic flow models: numerical investigation." *Transportation Research Part B: Methodological* 70: 112–133. 5
- Crandall, Michael G, and Pierre-Louis Lions. 1983. "Viscosity solutions of Hamilton–Jacobi equations." *Transactions of the American Mathematical Society* 277 (1): 1–42. 10
- Daganzo, Carlos F. 2005a. "A variational formulation of kinematic waves: basic theory and complex boundary conditions." *Transportation Research Part B: Methodological* 39 (2): 187–196. 4
- Daganzo, Carlos F. 2005b. "A variational formulation of kinematic waves: Solution methods." *Transportation Research Part B: Methodological* 39 (10): 934–950. 4
- Daganzo, Carlos F. 2006. "On the variational theory of traffic flow: well-posedness, duality and applications." *Networks and Heterogeneous Media* 1 (4): 601–619. 4
- Frankowska, Hélène. 1993. "Lower semicontinuous solutions of Hamilton–Jacobi–Bellman equations." *SIAM Journal on Control and Optimization* 31 (1): 257–272. 10
- Hao, Peng, and Xuegang Ban. 2015. "Long queue estimation for signalized intersections using mobile

- data.” *Transportation Research Part B: Methodological* 82: 54–73. 2, 3
- Hao, Peng, Xuegang Ban, and Jeong Whon Yu. 2015. “Kinematic Equation-Based Vehicle Queue Location Estimation Method for Signalized Intersections Using Mobile Sensor Data.” *Journal of Intelligent Transportation Systems* 19 (3): 256–272. 2
- Hao, Peng, Xuegang Jeff Ban, Dong Guo, and Qiang Ji. 2014. “Cycle-by-cycle intersection queue length distribution estimation using sample travel times.” *Transportation research part B: methodological* 68: 185–204. 2
- Hao, Peng, Zhanbo Sun, Xuegang Jeff Ban, Dong Guo, and Qiang Ji. 2013. “Vehicle index estimation for signalized intersections using sample travel times.” *Transportation Research Part C: Emerging Technologies* 36: 513–529. 2
- Hofleitner, Aude, Ryan Herring, Pieter Abbeel, and Alexandre Bayen. 2012. “Learning the dynamics of arterial traffic from probe data using a dynamic Bayesian network.” *Intelligent Transportation Systems, IEEE Transactions on* 13 (4): 1679–1693. 2
- Jin, Wen-Long. 2018. “Kinematic wave models of sag and tunnel bottlenecks.” *Transportation research part B: methodological* 107: 41–56. 5
- Jin, Wen-Long, and Jorge Laval. 2018. “Bounded acceleration traffic flow models: A unified approach.” *Transportation Research Part B: Methodological* 111: 1–18. 5
- Kawasaki, Yosuke, Yusuke Hara, and Masao Kuwahara. 2019. “Traffic state estimation on a two-dimensional network by a state-space model.” *Transportation Research Part C: Emerging Technologies* . 2
- Laurent-Brouty, Nicolas, Guillaume Costeseque, and Paola Goatin. 2018. “A coupled PDE-ODE model for bounded acceleration in macroscopic traffic flow models.” *IFAC-PapersOnLine* 51 (9): 37 – 42. 15th IFAC Symposium on Control in Transportation Systems CTS 2018, <http://www.sciencedirect.com/science/article/pii/S2405896318307237>. 5
- Laurent-Brouty, Nicolas, Guillaume Costeseque, and Paola Goatin. 2019. “A macroscopic traffic flow model accounting for bounded acceleration.” . 5
- Laval, Jorge A, and Ludovic Leclercq. 2013. “The Hamilton–Jacobi partial differential equation and the three representations of traffic flow.” *Transportation Research Part B: Methodological* 52: 17–30. 4
- Lebacque, Jean-Patrick. 2002. “A TWO PHASE EXTENSION OF THE LWR MODEL BASED ON THE BOUNDEDNESS OF TRAFFIC ACCELERATION.” In *Transportation and Traffic Theory in the 21st Century. Proceedings of the 15th International Symposium on Transportation and Traffic Theory*, . 4
- Lebacque, Jean-Patrick. 2003. “Two-phase bounded-acceleration traffic flow model: analytical solutions and applications.” *Transportation Research Record: Journal of the Transportation Research Board* 1852 (1): 220–230. 4
- Leclercq, Ludovic. 2002. “Modélisation dynamique du trafic et applications à l’estimation du bruit routier.” PhD diss., Villeurbanne, INSA. 4
- Leclercq, Ludovic. 2007. “Bounded acceleration close to fixed and moving bottlenecks.” *Transportation Research Part B: Methodological* 41 (3): 309–319. 4
- Leclercq, Ludovic, Stéphane Chanut, and Jean-Baptiste Lesort. 2004. “Moving bottlenecks in Lighthill–Whitham–Richards model: A unified theory.” *Transportation Research Record: Journal of the Transportation Research Board* 1883 (1): 3–13. 9
- Li, Y, E Canepa, and C Claudel. 2014a. “Optimal control of scalar conservation laws using linear/quadratic programming: Application to transportation networks.” *Transactions on Control of Network Systems* 1: 28–39. 24
- Li, Yanning, Edward Canepa, and Christian Claudel. 2014b. “Efficient robust control of first order scalar conservation laws using semi-analytical solutions.” *Discrete and Continuous Dynamical Systems: Series S* 7: 525–542. 24
- Lighthill, Michael J, and Gerald Beresford Whitham. 1955. “On kinematic waves II. A theory of traffic flow on long crowded roads.” *Proceedings of the Royal Society of London. Series A. Mathematical and Physical Sciences* 229 (1178): 317–345. 3
- Lions, Pierre-Louis. 1982. *Generalized solutions of Hamilton-Jacobi equations*. Vol. 69. Pitman Boston. 10
- Liu, Henry, Xinkai Wu, and Panos Michalopoulos. 2008. “Improving queue size estimation for Minnesota’s stratified zone metering strategy.” *Transportation Research Record: Journal of the Transportation Re-*

search Board . 2

- Liu, Henry X, Xinkai Wu, Wenteng Ma, and Heng Hu. 2009. "Real-time queue length estimation for congested signalized intersections." *Transportation research part C: emerging technologies* 17 (4): 412–427. 2
- Mazaré, Pierre-Emmanuel, Ahmad H Dehwah, Christian G Claudel, and Alexandre M Bayen. 2011. "Analytical and grid-free solutions to the Lighthill–Whitham–Richards traffic flow model." *Transportation Research Part B: Methodological* 45 (10): 1727–1748. 5, 6, 11, 12
- Michalopoulos, Panos G, Gregory Stephanopoulos, and George Stephanopoulos. 1981. "An application of shock wave theory to traffic signal control." *Transportation Research Part B: Methodological* 15 (1): 35–51. 2
- Moskowitz, Karl, and L Newan. 1963. "Notes on freeway capacity." *Highway Research Record* (27). 4
- Newell, Gordon F. 1993a. "A simplified theory of kinematic waves in highway traffic, part I: general theory." *Transportation Research Part B: Methodological* 27 (4): 281–287. 4
- Newell, Gordon F. 1993b. "A simplified theory of kinematic waves in highway traffic, Part II: Queueing at freeway bottlenecks." *Transportation Research Part B: Methodological* 27 (4): 289–303. 4
- Newell, Gordon F. 1993c. "A simplified theory of kinematic waves in highway traffic, Part III: Multi-destination flows." *Transportation Research Part B: Methodological* 27 (4): 305–313. 4
- Newell, Gordon Frank. 1960. "Queues for a fixed-cycle traffic light." *The Annals of Mathematical Statistics* 31 (3): 589–597. 2
- Newell, Gordon Frank. 1965. "Approximation methods for queues with application to the fixed-cycle traffic light." *Siam Review* 7 (2): 223–240. 2
- Newell, Gordon Frank. 2002. "A simplified car-following theory: a lower order model." *Transportation Research Part B: Methodological* 36 (3): 195–205. 3
- NGSIM. 2006. "Next generation simulation." Federal Highway Administration, <http://ops.fhwa.dot.gov/trafficanalysistools/ngsim.htm>. 25, 26, 28, 42
- Qiu, Shanwen, Mohannad Abdelaziz, Fadl Abdellatif, and Christian G Claudel. 2013. "Exact and grid-free solutions to the Lighthill–Whitham–Richards traffic flow model with bounded acceleration for a class of fundamental diagrams." *Transportation Research Part B: Methodological* 55: 282–306. 5, 6, 12
- Ramezani, Mohsen, and Nikolas Geroliminis. 2012. "On the estimation of arterial route travel time distribution with Markov chains." *Transportation Research Part B: Methodological* 46 (10): 1576–1590. 2, 3
- Ramezani, Mohsen, and Nikolas Geroliminis. 2015. "Queue profile estimation in congested urban networks with probe data." *Computer-Aided Civil and Infrastructure Engineering* 30 (6): 414–432. 2
- Richards, Paul I. 1956. "Shock waves on the highway." *Operations research* 4 (1): 42–51. 3
- Shirke, Chaitrali, Ashish Bhaskar, and Edward Chung. 2019. "Macroscopic modelling of arterial traffic: An extension to the cell transmission model." *Transportation Research Part C: Emerging Technologies* 105: 54–80. 2
- Skabardonis, Alexander, and Nikolas Geroliminis. 2008. "Real-time monitoring and control on signalized arterials." *Journal of Intelligent Transportation Systems* 12 (2): 64–74. 2
- Srivastava, Anupam, Wen-Long Jin, and Jean-Patrick Lebacque. 2015. "A modified cell transmission model with realistic queue discharge features at signalized intersections." *Transportation Research Part B: Methodological* 81: 302–315. 5
- Stephanopoulos, Gregory, Panos G Michalopoulos, and George Stephanopoulos. 1979. "Modelling and analysis of traffic queue dynamics at signalized intersections." *Transportation Research Part A: General* 13 (5): 295–307. 2
- Valadkhani, Amir Hosein, Yang Hong, and Mohsen Ramezani. 2017. "Integration of loop and probe data for traffic state estimation on freeway and signalized arterial links." In *2017 IEEE 20th International Conference on Intelligent Transportation Systems (ITSC)*, 1–6. IEEE. 2
- Vigos, Georgios, Markos Papageorgiou, and Yibing Wang. 2008. "Real-time estimation of vehicle-count within signalized links." *Transportation Research Part C: Emerging Technologies* 16 (1): 18–35. 2
- Viti, Francesco, and Henk J Van Zuylen. 2010. "Probabilistic models for queues at fixed control signals." *Transportation Research Part B: Methodological* 44 (1): 120–135. 2
- Webster, Fo Vo. 1958. *Traffic signal settings*. Technical Report. 2
- Wu, Jingcheng, Xia Jin, Alan Horowitz, and Daqing Gong. 2009. "Experiment to improve estimation of vehicle queue length at metered on-ramps." *Transportation Research Record: Journal of the Trans-*

- portation Research Board* (2099): 30–38. [2](#)
- Xie, Xu, Hans van Lint, and Alexander Verbraeck. 2018. “A generic data assimilation framework for vehicle trajectory reconstruction on signalized urban arterials using particle filters.” *Transportation research part C: emerging technologies* 92: 364–391. [2](#)

6. Appendix

6.1. Detailed Solution Expressions for the LWR-BA model

6.1.1. Initial condition (free flow)

If $0 \leq k_i \leq k_c$, the solution component associated with the affine initial condition (2.8) (see Figure 2) is expressed by:

$$\mathbf{M}_{\mathbf{c}_{\text{ini}}^{(i)}}(t, x) = \begin{cases} (i) & k_c(tv_f - x) + b_i + x_i(k_c - k_i) & : x_i + tw \leq x \leq x_i + tv_f \\ (ii) & k_i(tv_f - x) + b_i & : x_i + tv_f \leq x \leq x_{i+1} + tv_f \\ (iii) & -x_{i+1}k_i + b_i & : x \geq x_{i+1} + tv_f \end{cases} \quad (6.34)$$

6.1.2. Initial condition (congested flow)

If $k_c \leq k_i \leq \kappa$, the solution component associated with the affine initial condition (2.8) (see Figure 3) is expressed by:

$$\mathbf{M}_{\mathbf{c}_{\text{ini}}^{(i)}}(t, x) = \begin{cases} (i) & k_i(tw - x) - \kappa tw + b_i \\ & : x_i + tw \leq x \leq x_{i+1} + tw \\ (ii) & k_i(tw - x) - \kappa tw + b_i + \frac{1}{2}k_i a (T_4(t, x))^2 \\ & : x_{i+1} + tw \leq x \leq x_a + (t - \tau)w \text{ when } t \geq \tau \text{ and} \\ & x_{i+1} + tw \leq x \leq x_{i+1} + v_{\text{ini}}^{(i)}t + \frac{a}{2}t^2 \text{ when } t \leq \tau \\ (iii) & \frac{1}{v_f - w}(x_{i+1} + \tau v_{\text{ini}}^{(i)} + \frac{1}{2}a\tau^2 + (t - \tau)v_f - x)(k_i w - k_i v_f - \kappa w) + \\ & k_i(\tau v_{\text{ini}}^{(i)} + \frac{1}{2}a\tau^2 + (t - \tau)v_f - x) + b_i \\ & : x_a + (t - \tau)w \leq x \leq x_a + (t - \tau)v_f \text{ when } t \geq \tau \\ (iv) & -x_{i+1}k_i + b_i \\ & : x_a + (t - \tau)v_f \text{ when } t \geq \tau \text{ or} \\ & x \geq x_{i+1} + v_{\text{ini}}^{(i)}t + \frac{a}{2}t^2 \text{ when } t \leq \tau \end{cases} \quad (6.35)$$

where the auxiliary variables are given by

$$\begin{cases} \tilde{t} = 0, & \tilde{x} = x_{i+1}, & v(\tilde{t}, \tilde{x}) = v_{\text{ini}}^{(i)}, & \tau = \frac{v_f - v_{\text{ini}}^{(i)}}{a} \\ x_a = x_{i+1} + v_{\text{ini}}^{(i)}\tau + \frac{a}{2}\tau^2 \\ T_4(t, x) := \frac{\left(w - v_{\text{ini}}^{(i)}\right) + \sqrt{(w - v_{\text{ini}}^{(i)})^2 - 2a(x_{i+1} - x + tw)}}{a}. \end{cases}$$

Notice that $T_4(t, x)$ defines the time for which the curves $\{x + wt\}$ and $\{x_{i+1} + v_{\text{ini}}^{(i)}t + \frac{a}{2}t^2\}$ intersect. We have in particular that $T_4(t, x) = \hat{T}_+(x, 0, w; x_{i+1}, 0, v_{\text{ini}})$ where the function \hat{T}_+ is defined in (3.23).

6.1.3. Upstream boundary condition (free flow)

We assume that $k_{\text{up}}^{(j)} \leq k_c$, for a given j , say that the upstream boundary ($x = x_0$) is in free-flow on $[t_j, t_{j+1}]$. Then the solution component associated with the affine upstream boundary condition (2.12) (see Figure 4) is expressed by:

$$\mathbf{M}_{\mathbf{c}_{\text{up}}^{(j)}}(t, x) = \begin{cases} (i) & d_j + q_j \left(t - \frac{x-x_0}{v_f} \right) \\ & : x_0 + v_f(t - t_{j+1}) \leq x \leq x_0 + v_f(t - t_j) \\ (ii) & d_j + q_j t_{j+1} + k_c((t - t_{j+1})v_f - (x - x_0)) \\ & : x_0 \leq x \leq x_0 + v_f(t - t_{j+1}) \\ (iii) & d_j + q_j t_j \\ & : x \geq x_0 + v_f(t - t_j) \end{cases} \quad (6.36)$$

6.1.4. Upstream boundary condition (congested)

Please refer to Section 2.

6.1.5. Downstream boundary condition

As previously described in Section 2.1.2, we only consider congested downstream boundary conditions that have a domain of influence that belongs to our computation domain $[t_0, T] \times [x_0, x_n]$.

We define

$$\begin{cases} v_{\text{down}}^{(j)} = \frac{p_j}{p_j + w\kappa} w \\ \tau = \frac{v_f - v_{\text{down}}^{(j)}}{a} \\ x_a = x_n + v_{\text{down}}^{(j)} \tau + \frac{a}{2} \tau^2 \\ t_a = t_{j+1} + \tau \end{cases}$$

If $v_{\text{down}}^{(j)} < v_f$, then the solution component associated with the affine downstream boundary condition (2.13) (see Figure 6) is expressed by:

$$\mathbf{M}_{\mathbf{c}_{\text{down}}^{(j)}}(t, x) = \begin{cases} (i) & b_j + p_j t + \left(\frac{p_j}{w} + \kappa \right) (x_n - x) \\ & : x_n + w(t - t_j) \leq x \leq x_n + w(t - t_{j+1}) \\ (ii) & b_j + p_j t_{j+1} - \left(t - t_{j+1} - \frac{(w - v_{\text{down}}^{(j)}) + \sqrt{(w - v_{\text{down}}^{(j)})^2 + 2a(w(t_{j+1} - t) + x - x_n)}}{a} \right) \kappa w \\ & : x_n + w(t - t_{j+1}) \leq x \leq x_n + v_{\text{down}}^{(j)}(t - t_{j+1}) + \frac{a}{2}(t - t_{j+1})^2 \\ & \quad \text{when } 0 \leq (t - t_{j+1}) \leq \tau \text{ and} \\ & \quad x_n + w(t - t_{j+1}) \leq x \leq x_a + (t - t_a)v_f \text{ when } (t - t_{j+1}) \geq \tau \\ (iii) & b_j + p_j t_{j+1} + \frac{\kappa w}{v_f - w} (x - x_a + v_f(t_a - t)) \\ & : x_a + (t - t_a)w \leq x \leq x_a + (t - t_a)v_f \text{ and } (t - t_{j+1}) \geq \tau \\ (iv) & b_j + \left(\frac{p_j}{w} + \kappa \right) w t_{j+1} \\ & : x \geq x_a + (t - t_a)v_f \text{ when } (t - t_{j+1}) \geq \tau \text{ and} \\ & x \geq x_n + v_{\text{down}}^{(j)}(t - t_{j+1}) + \frac{a}{2}(t - t_{j+1})^2 \text{ when } 0 \leq (t - t_{j+1}) \leq \tau \end{cases} \quad (6.37)$$

Notice that (iv) in (6.37) is outside of the computational domain.

6.1.6. Internal boundary condition

We define the following auxiliary variables:

$$\begin{cases} x_{\max}^{(l)} = x_{\min}^{(l)} + V_{\text{intern}}^{(l)} (t_{\max}^{(l)} - t_{\min}^{(l)}) \\ \tau = \frac{v_f - V_{\text{intern}}^{(l)}}{a} \\ x_{a,\min} = x_{\min}^{(l)} + V_{\text{intern}}^{(l)} \tau + \frac{a}{2} \tau^2 \\ t_{a,\min} = t_{\min}^{(l)} + \tau \\ x_{a,\max} = x_{\max}^{(l)} + V_{\text{intern}}^{(l)} \tau + \frac{a}{2} \tau^2 \\ t_{a,\max} = t_{\max}^{(l)} + \tau \end{cases}$$

The solution component associated with the affine internal boundary condition (2.14) (see Figure 7) is expressed by:

$$\mathbf{M}_{\mathbf{c}_{\text{internal}}^{(l)}}(t, x) = \left\{ \begin{array}{ll}
(i) & M^{(l)} - vk_2 t_{\min}^{(l)} + ((x_{\min}^{(l)} - x) + tv)k_2 \\
& : x \leq x_{\min}^{(l)} + V_{\text{intern}}^{(l)}(t - t_{\min}^{(l)}) \text{ and} \\
& \quad x \geq x_{\min}^{(l)} + w(t - t_{\min}^{(l)}) \text{ and} \\
& \quad x \leq x_{\max}^{(l)} + w(t - t_{\max}^{(l)}) \text{ and} \\
& \quad t \geq t_{\min}^{(l)} \\
(ii) & M^{(l)} - vk_2 t_{\min}^{(l)} + (x_{\min}^{(l)} - x + tv)k_2 + \frac{k_2 a}{2} T_4^2 \\
& : x \geq x_{\max}^{(l)} + w(t - t_{\max}^{(l)}) \text{ and} \\
& \quad x \leq x_{a, \max} + w(t - t_{a, \max}) \text{ and} \\
& \quad x \leq x_{\max}^{(l)} + V_{\text{intern}}^{(l)}(t - t_{\max}^{(l)}) + \frac{a}{2}(t - t_{\max}^{(l)})^2 \text{ and} \\
& \quad t \geq t_{\max}^{(l)} \\
(iii) & M^{(l)} - vk_2 t_{\min}^{(l)} + (x_{\min}^{(l)} - x + tv)k_2 + \frac{k_2 a}{2} T_2^2 \\
& : x \leq x_{\min}^{(l)} + V_{\text{intern}}^{(l)}(t - t_{\min}^{(l)}) + \frac{a}{2}(t - t_{\min}^{(l)})^2 \text{ and} \\
& \quad x \leq x_{a, \min} + V_{\text{intern}}^{(l)}(t - t_{a, \min}) \text{ and} \\
& \quad x \geq x_{\max}^{(l)} + V_{\text{intern}}^{(l)}(t - t_{\max}^{(l)}) + \frac{a}{2}(t - t_{\max}^{(l)})^2 \text{ and} \\
& \quad x \geq x_{\min}^{(l)} + V_{\text{intern}}^{(l)}(t - t_{\min}^{(l)}) \text{ and} \\
& \quad t \geq t_{\min}^{(l)} \\
(iv) & M^{(l)} + vk_2(t_1 - t_{\min}^{(l)}) - v_f k_2 t_1 + (x_{\min}^{(l)} - x + \tau v + \frac{a\tau^2}{2} + (t - \tau)v_f)k_2 \\
& : x \leq x_{a, \min} + v_f(t - t_{a, \min}) \text{ and} \\
& \quad x \geq x_{a, \max} + v_f(t - t_{a, \max}) \text{ and} \\
& \quad x \geq x_{a, \min} + V_{\text{intern}}^{(l)}(t - t_{a, \min}) \text{ and} \\
& \quad t \geq t_{\min}^{(l)} + \tau \\
(v) & M^{(l)} + vk_2(t_2 - t_{\min}^{(l)}) - v_f k_2 t_2 + (x_{\min}^{(l)} - x + \tau v + \frac{a\tau^2}{2} + (t - \tau)v_f)k_2 \\
& : x \geq x_{a, \max} + v_f(t - t_{a, \max}) \text{ and} \\
& \quad x \leq x_{a, \max} + w(t - t_{a, \max}) \text{ and} \\
& \quad t \geq t_{\max}^{(l)} + \tau \\
(vi) & M^{(l)} \\
& : x \geq x_{\min}^{(l)} + V_{\text{intern}}^{(l)}(t - t_{\min}^{(l)}) + \frac{a}{2}(t - t_{\min}^{(l)})^2 \text{ and} \\
& \quad x \leq x_{\min}^{(l)} + v_f(t - t_{\min}^{(l)}) \text{ and} \\
& \quad 0 \leq (t - t_{\min}^{(l)}) \leq \tau \\
& \quad \text{or} \\
& \quad x \geq x_{a, \min} + v_f(t - t_{a, \min}) \text{ and} \\
& \quad x \leq x_{\min}^{(l)} + v_f(t - t_{\min}^{(l)}) \text{ and} \\
& \quad t \geq t_{\min}^{(l)} + \tau
\end{array} \right. \quad (6.38)$$

where k_2 is the upper solution of $Q(k) - kV_{\text{intern}}^{(l)} = q_{\text{intern}}^{(l)}$ such that $k_c \leq k_2 \leq \kappa$, say

$$k_2 = \frac{q_{\text{intern}}^{(l)} + w\kappa}{w - V_{\text{intern}}^{(l)}} \quad \text{and} \quad v = \frac{Q(k_2)}{k_2} = w \left(1 - \frac{\kappa}{k_2} \right)$$

and

$$\left\{ \begin{array}{l} T_2(t, x) = \frac{(V_{\text{intern}}^{(l)} - v) + \sqrt{(V_{\text{intern}}^{(l)} - v)^2 + 2a(x - x_{\min}^{(l)} - V_{\text{intern}}^{(l)}(t - t_{\min}^{(l)}))}}{a} \\ T_4(t, x) = \frac{(w - v) + \sqrt{(w - v)^2 + 2a(x - x_{\max}^{(l)} - w(t - t_{\max}^{(l)}))}}{a} \\ t_1(t, x) = \frac{1}{v_f - V_{\text{intern}}^{(l)}} \left(x_{\min}^{(l)} - V_{\text{intern}}^{(l)} t_{\min}^{(l)} - x + \tau v + \frac{a\tau^2}{2} + (t - \tau)v_f \right) \\ t_2(t, x) = \frac{1}{v_f - w} \left(x_{\max}^{(l)} - w t_{\max}^{(l)} - x + \tau v + \frac{a\tau^2}{2} + (t - \tau)v_f \right). \end{array} \right. \quad (6.39)$$

It is noteworthy that:

- T_2 defines the time for which the curves $\{x + V_{\text{intern}}^{(l)} t\}$ and $\left\{x_{\min}^{(l)} + v(t - t_{\min}^{(l)}) + \frac{a}{2}(t - t_{\min}^{(l)})^2\right\}$ intersect. We have that $T_2(t, x) = \hat{T}_+(x, t, V_{\text{intern}}^{(l)}; x_{\min}^{(l)}, t_{\min}^{(l)}, v)$ where the function \hat{T}_+ is defined in (3.23).
- T_4 defines the time for which the curves $\{x + wt\}$ and $\left\{x_{\max}^{(l)} + v(t - t_{\max}^{(l)}) + \frac{a}{2}(t - t_{\max}^{(l)})^2\right\}$ intersect. We have that $T_4(t, x) = \hat{T}_+(x, t, w; x_{\max}^{(l)}, t_{\max}^{(l)}, v)$ where the function \hat{T}_+ is defined in (3.23).
- t_1 is the time for which both straight lines $\{x_{\min}^{(l)} + V_{\text{intern}}^{(l)}(t - t_{\min}^{(l)})\}$ and $\{x - \tau(v - v_f) - \frac{a}{2}\tau^2\}$ intersect. We have that $t_1(t, x) = \check{T}\left(x - \tau v - \frac{a}{2}\tau^2, t - \tau, v_f; x_{\min}^{(l)}, t_{\min}^{(l)}, V_{\text{intern}}^{(l)}\right)$ where the function \check{T} is defined in (3.22).
- t_2 is the time for which both straight lines $\{x_{\max}^{(l)} + w(t - t_{\max}^{(l)})\}$ and $\{x - \tau(v - v_f) - \frac{a}{2}\tau^2\}$ intersect. We have that $t_2(t, x) = \check{T}\left(x - \tau v - \frac{a}{2}\tau^2, t - \tau, v_f; x_{\max}^{(l)}, t_{\max}^{(l)}, w\right)$ where the function \check{T} is defined in (3.22).

Remark 6.1 (Degenerate cases). *It is noteworthy that letting $V_{\text{intern}}^{(l)}$ going to zero (for any $0 \leq l \leq o - 1$) such that $x_{\min}^{(l)} = x_{\max}^{(l)} = x_0$ (or respectively $= x_n$) and*

$$q_{\text{intern}}^{(l)} = vk_2 = w(k_2 - \kappa)$$

and assuming that there exists an index $j \in \llbracket 0, m-1 \rrbracket$ such that $t_{\min}^{(l)} = t_j$ and $t_{\max}^{(l)} = t_{j+1}$ ($q_{\text{intern}}^{(l)} = q_j$, $M^{(l)} = d_j + t_j q_j$, $k_2 = k_{\text{up}}^{(j)}$ and $v = v_{\text{up}}^{(j)}$ or resp. $q_{\text{intern}}^{(l)} = p_j$, $M^{(l)} = b_j + t_j p_j$ and $v = v_{\text{down}}^{(j)}$), then passing to the limit in (6.38), one can recover the expressions of the partial solution for congested upstream boundary conditions (2.19) (resp. for downstream boundary conditions (6.37)).

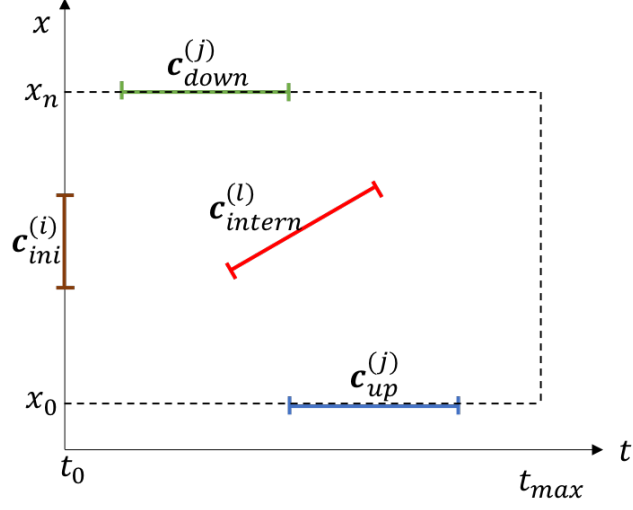


Figure 1. Illustration of all the conditions that are applying on our computation domain $[x_0, x_n] \times [t_0, t_n]$.

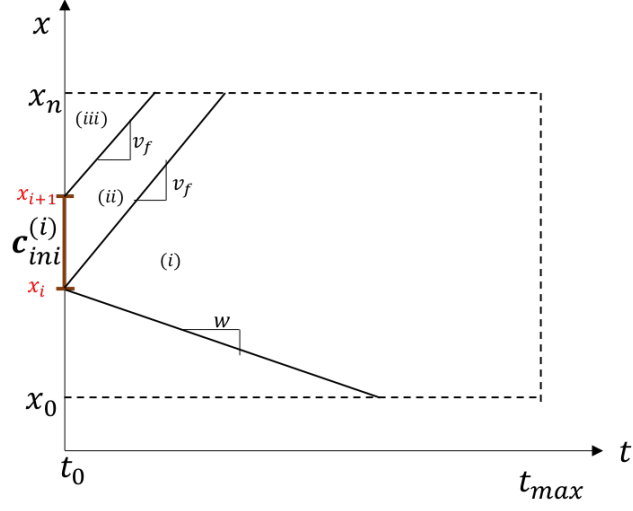


Figure 2. Domain of influence of the initial condition $c_{ini}^{(i)}$ when $0 \leq k_{ini}^{(i)} \leq k_c$.

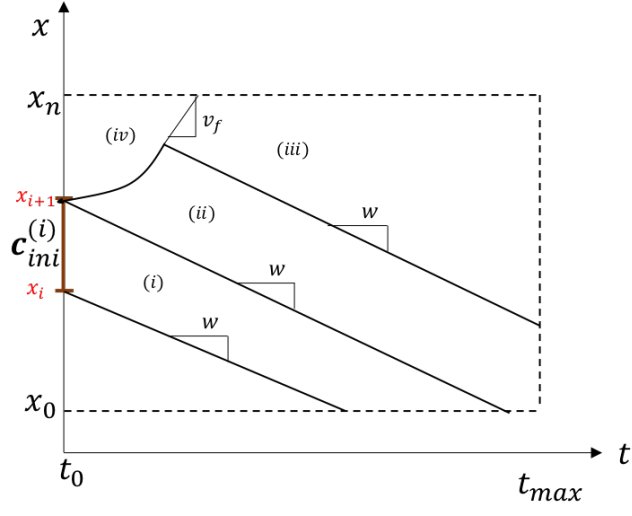


Figure 3. Domain of influence of the initial condition $\mathbf{c}_{ini}^{(i)}$ when $k_c < k_{ini}^{(i)} \leq \kappa$.

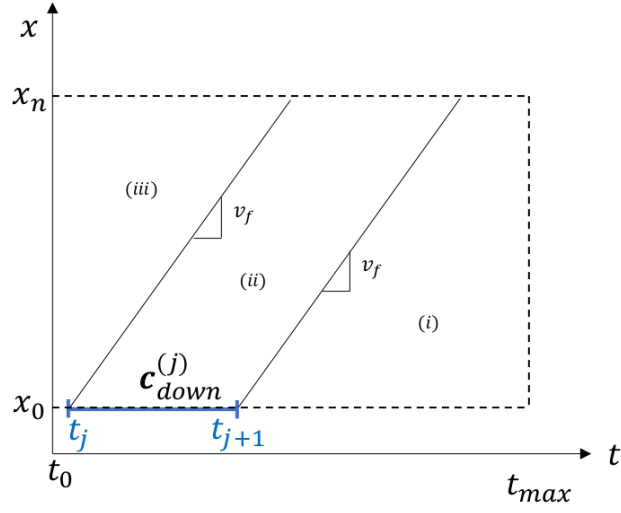


Figure 4. Domain of influence of the upstream boundary condition $\mathbf{c}_{up}^{(j)}$ when $0 \leq k_{up}^{(j)} \leq k_c$.

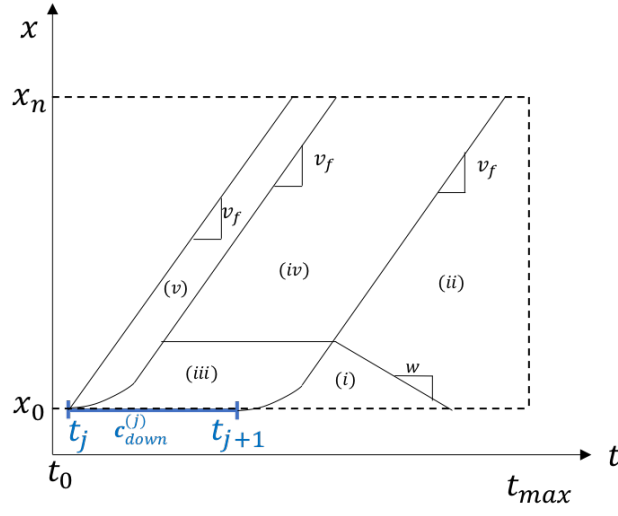


Figure 5. Domain of influence of the upstream boundary condition $\mathbf{c}_{\text{up}}^{(j)}$ when $k_{\text{up}}^{(j)} \geq k_c$.

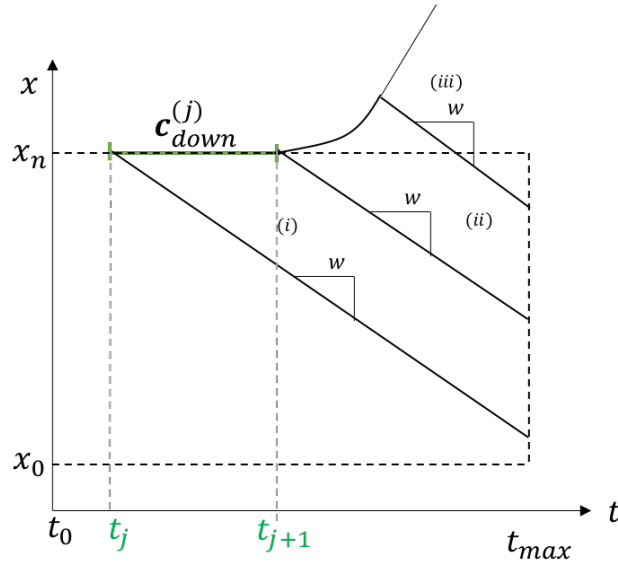


Figure 6. Domain of influence of the downstream boundary condition $\mathbf{c}_{\text{down}}^{(j)}$.

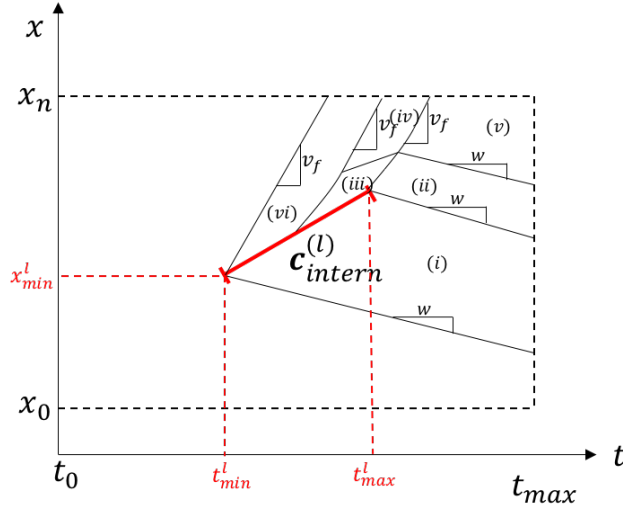


Figure 7. Domain of influence of the internal boundary condition $c^{(l)}_{\text{intern}}$.

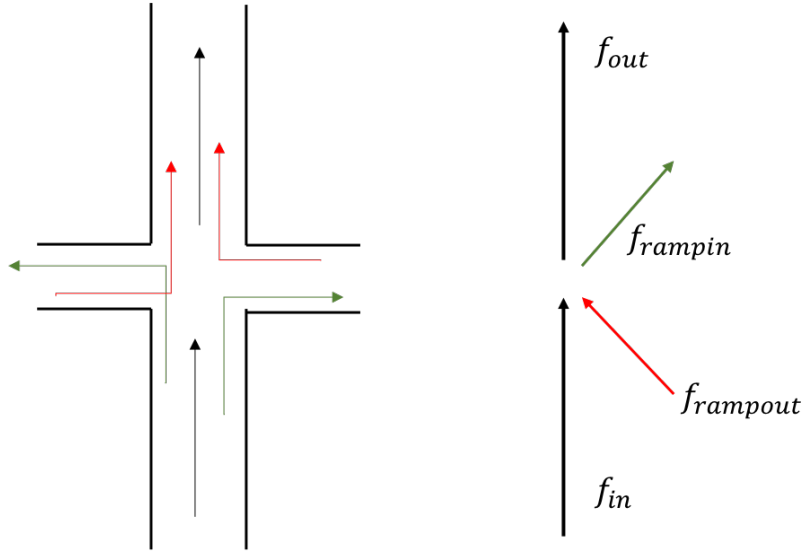


Figure 8. Schematic representation of turning movements at an intersection as a one-by-one junction with on- and off-ramps.

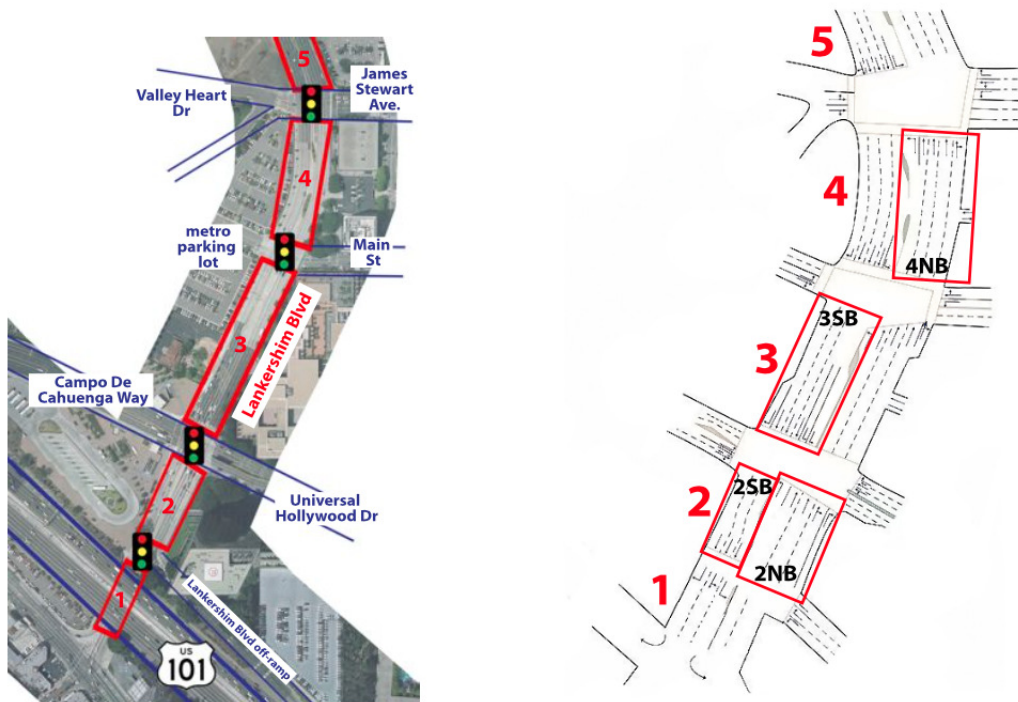


Figure 9. Schematic representation of the Lankershim Boulevard, Los Angeles, CA, USA.

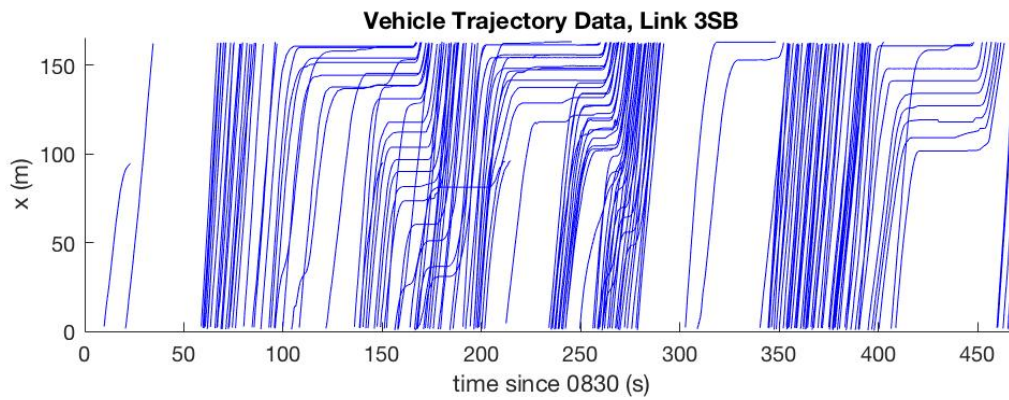


Figure 10. Measured trajectory data on link 3, Southbound (NGSIM 2006).

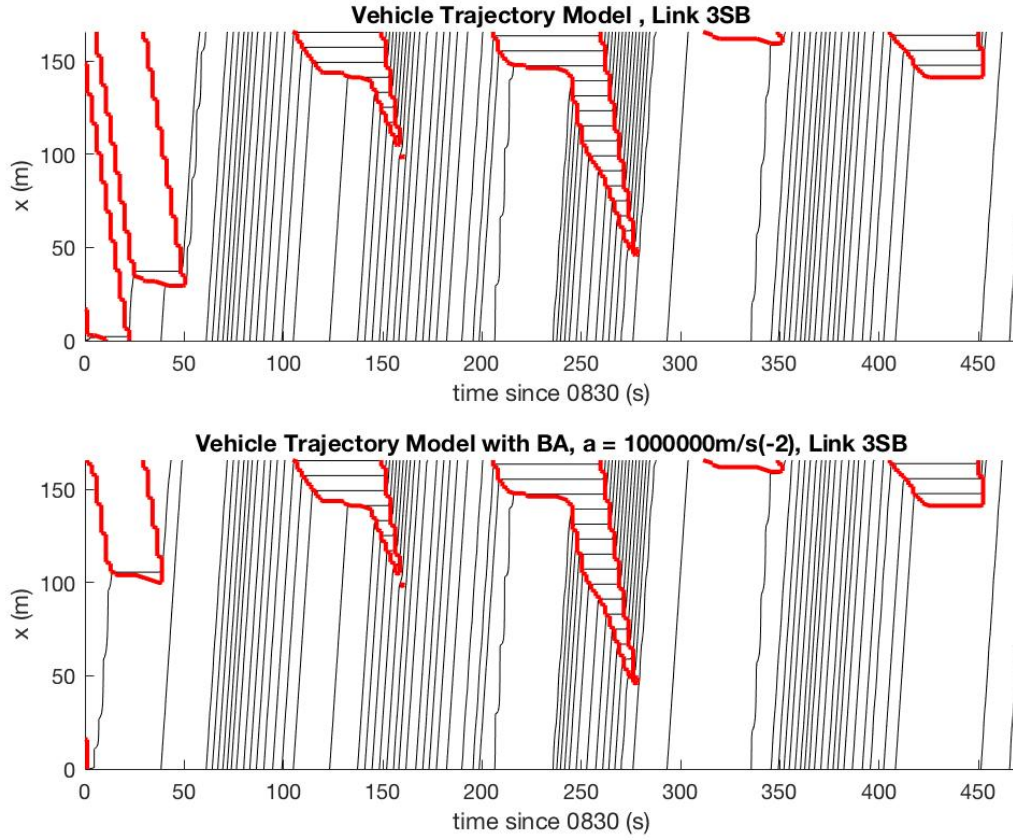


Figure 11. Comparison of estimated trajectories and queue lengths on link 3, Southbound, using classical LWR model (top) and LWR-BA model with acceleration rate $a = 10^6 \text{ m.s}^{-2}$ (bottom).

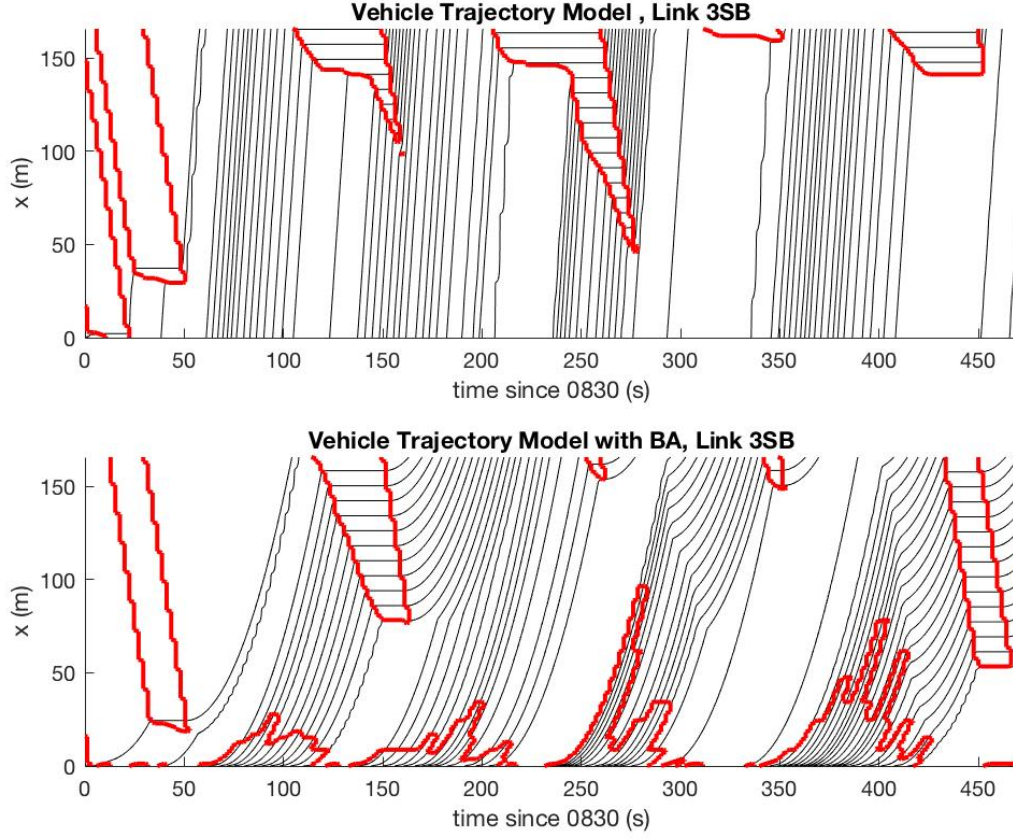


Figure 12. Comparison of estimated trajectories and queue lengths on link 3, Southbound, using classical LWR model (top) and LWR-BA model with acceleration rate $a = 0.1 m.s^{-2}$ (bottom). Here there are some wrongly labeled queues on the upstream side in the bounded acceleration case. It's because of the unrealistic acceleration rate we set here combining that we judge a queue with a prescribed sensitivity parameter $\varepsilon = 0.01\kappa$.

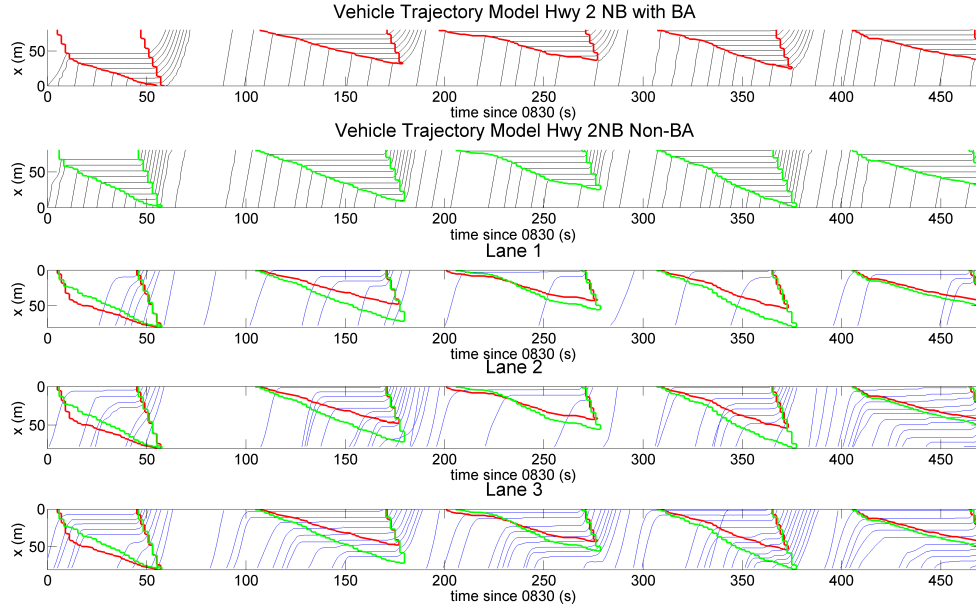


Figure 13. Queue estimate comparisons on link 2, Northbound, $a = 1m.s^{-2}$

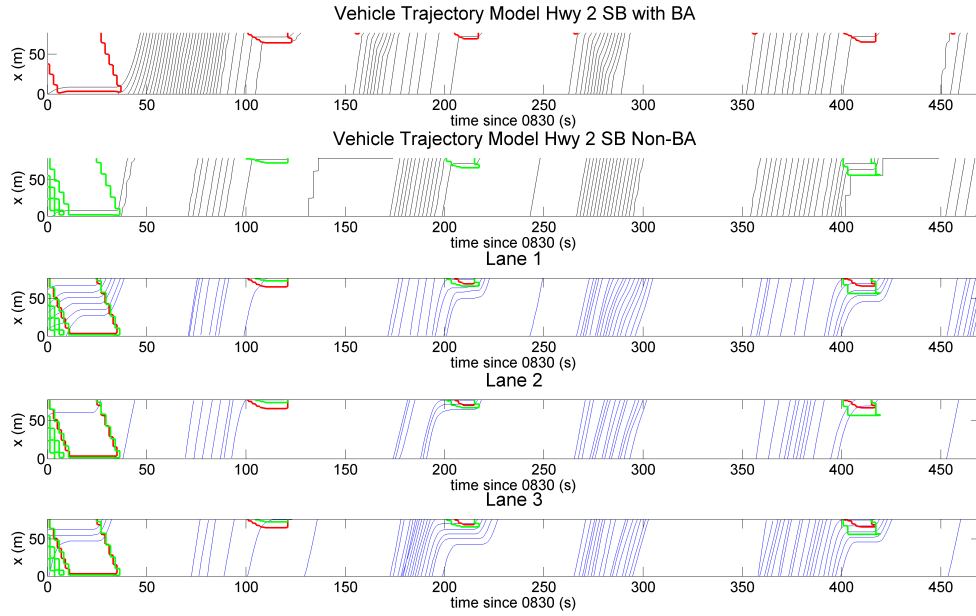


Figure 14. Queue estimate comparisons on link 2, Southbound, $a = 1m.s^{-2}$

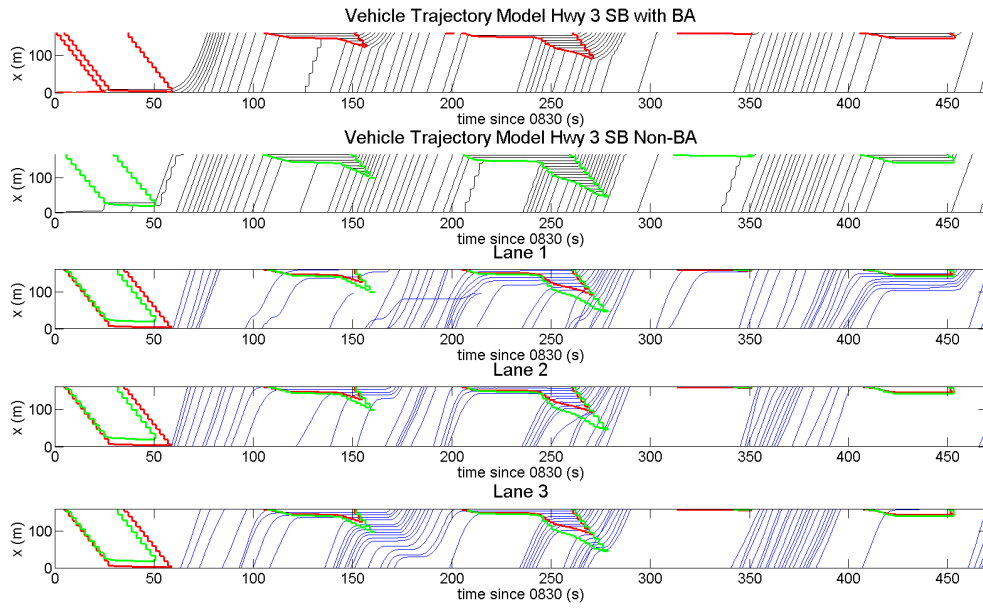


Figure 15. Queue estimate comparisons on link 3, Southbound, $a = 1m.s^{-2}$