



**HAL**  
open science

# Intelligent Monitoring and Controlling of Public Policies Using Social Media and Cloud Computing

Prabhsimran Singh, Yogesh K. Dwivedi, Karanjeet Singh Kahlon, Ravinder  
Singh Sawhney

► **To cite this version:**

Prabhsimran Singh, Yogesh K. Dwivedi, Karanjeet Singh Kahlon, Ravinder Singh Sawhney. Intelligent Monitoring and Controlling of Public Policies Using Social Media and Cloud Computing. International Working Conference on Transfer and Diffusion of IT (TDIT), Jun 2018, Portsmouth, United Kingdom. pp.143-154, 10.1007/978-3-030-04315-5\_11 . hal-02068939

**HAL Id: hal-02068939**

**<https://inria.hal.science/hal-02068939>**

Submitted on 15 Mar 2019

**HAL** is a multi-disciplinary open access archive for the deposit and dissemination of scientific research documents, whether they are published or not. The documents may come from teaching and research institutions in France or abroad, or from public or private research centers.

L'archive ouverte pluridisciplinaire **HAL**, est destinée au dépôt et à la diffusion de documents scientifiques de niveau recherche, publiés ou non, émanant des établissements d'enseignement et de recherche français ou étrangers, des laboratoires publics ou privés.



Distributed under a Creative Commons Attribution 4.0 International License

# Smart Monitoring and Controlling of Government Policies Using Social Media and Cloud Computing

Prabhsimran Singh<sup>1</sup>, Yogesh K. Dwivedi<sup>2</sup>, Karanjeet Singh Kahlon<sup>3</sup>,  
Ravinder Singh Sawhney<sup>4</sup>

<sup>1,3</sup>Department of Computer Science,<sup>4</sup>Department of Electronics Technology,  
<sup>1,3,4</sup>Guru Nanak Dev University, Amritsar, India,

<sup>2</sup>School of Management, Emerging Market Research Center (EMaRC),

<sup>2</sup>Swansea University, Swansea, UK

<sup>1</sup>prabh\_singh32@yahoo.com, <sup>2</sup>y.k.dwivedi@swansea.ac.uk, <sup>3</sup>karankahlon@gndu.ac.in,  
<sup>4</sup>sawhney.ece@gndu.ac.in

**Abstract.** Lack of public participation in various policy making decision has always been a major cause of concern for government all around the world while formulating as well as evaluating such policies. With availability of latest IT infrastructure and the migration of government think-tank towards realizing more efficient cloud based e-government, this problem has been partially answered, but this predicament still persists. However, the exponential rise in usage of social media platforms by general public has given the government a wider insight to overcome this long pending dilemma. This paper presents a pragmatic approach that combines the capabilities of cloud computing and social media analytics towards efficient monitoring and controlling of public policies. The proposed arrangement has provided us some encouraging results, when tested for the policy of the century i.e. GST implementation by Indian government and established that proposed system can be successfully implemented for efficient policy making and implementation.

**Keywords:** Cloud Computing, E-Government, GST, Sentiment Analysis, Social Media Analytics, Twitter.

## 1 Introduction

Traditionally, the public policy making decisions have always involved only the government agencies and bureaucrats, with general public been never allowed to become a party to it [1]. This led to a sharp decline in conviction as well as reliance of public towards the government [2-3]. The gap between the government & the public dramatically increased and currently both are struggling to maintain harmony with their relationship [4]. E-Government is one such powerful tool that holds all the essentials to improve the relationship between the general public and the government [5] as it strongly put emphasis on maintaining transparency, enhancing public participation and upgrading the quality of service [6]. However, the required ICT (Information and Communication Technology) infrastructure, implementation and operational cost have become a major bottleneck towards the implementation of e-government. Cloud computing is one such popular as well as reliable technology that

can provide solution of this delinquent issue [7]. With several inbuilt advantages such as on-demand scalability and pay-as-use have motivated many countries to adapt cloud computing based e-government [8]. However, the important point of public participation in policy making still remains a distant dream. To overcome this severe problem, governments all around world have started making use of social media to acquire appropriate feedback from the various realms of society regarding various public policies [9].

This paper proposes an innovative and smart approach which unitizes the capabilities of cloud computing and social media analytics for efficient monitoring and controlling of public policies. The main objective of this research is to increase public participation in policy making decisions. We have applied our proposed system to GST (Goods and Services Tax) implemented by Indian Government which was an attempt to unify all the taxes in the country [10]. The results have been observed to be quite encouraging, showing that the proposed approach can be instrumental in efficient policy making decisions.

## **2 Review of Literature**

The literature review is classified into two sections. The first section highlights the use of cloud computing in e-government. While the second section highlights the use of social media for policy making.

### **2.1 Use of Cloud Computing in E-Government**

E-Government is the use of ICT and other web technologies to provide more effective, efficient and transparent service to its citizens& employees [11]. Although ICT provides lot of advantages, yet the required technical infrastructure, implementation cost and requirement of skilled staff becomes major obstacles towards e-government implantation [12]. With the emergence of cloud computing, these challenges can be addressed upto the fair degree of satisfaction for all the stake holders [7]. Cloud computing consists of large shared pool of computer resources which provide features like on-demand scalability and pay-as-use [13]. These advantages have played a decisive factor in motivating the governments of many countries to migrate from traditional costly e-government model to more cost efficient and scalable cloud based e-government model [8]. Not only this, but cloud based e-government model is also building a strong foundation for smart cities [14].

### **2.2 Use of Social Media for Policy Making**

Nowadays, social media have become an integral part of everyday life, irrespective of the status of any individual [15]. This virtual world provides a perfect platform for people from all around the world to discuss topics of common interest such as sports, entertainment and even politics. Talking about politics, at least 33% of social media users comments, discusses or post about politics on these platforms [16]. Even

government have realized the potential of social media and because of this various government agencies are extensively started using these social media to connect with general public [17]. Since social media is increasing the interaction between public and government, hence this indeed is providing a solution to problem of public participation [18]. Generally, people post something regarding government, politics or policies which might be intentional or unintentional [16] and government can utilize this content for providing better services to its citizens [19].

Both the above sections show that considerable work has been done in field of cloud computing based e-government and use of social media for policy making having their own advantages and benefits. But till date no effort has been made to combine both these services. This paper aims to unitize the capabilities of cloud computing and social media analytics for efficient monitoring and controlling of public policies.

### 3 Research Methodology

The primary objective of this paper is to unitize the capabilities of cloud computing and social media analytics for efficient monitoring and controlling of public policies. For this cloud based system is proposed. Figure 1 shows the architecture of the proposed system. The proposed system has three main components: (a) Data acquisition component (b) monitoring component and (c) Controlling component.

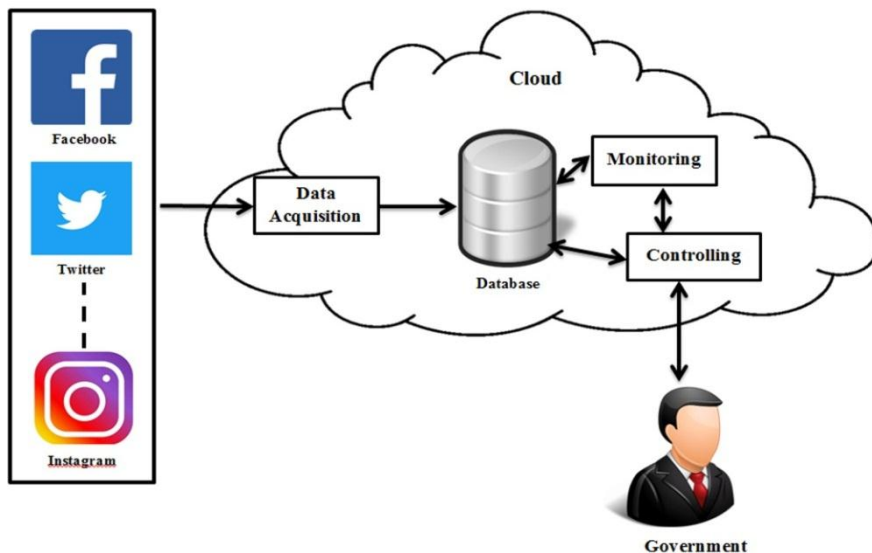


Figure 1. Architecture of Proposed Model

(a) **Data acquisition component:** Data acquisition component is responsible for data collection from various social media platforms like Facebook, Twitter, Instagram

etc. This data collection task is performed on continuous basis in a time specific manner. After collection this data from various sources this user content is stored in cloud database so that the computations can be effectively made.

- (b) Monitoring Component:** This component is responsible for performing the monitoring activities. These monitoring activities are performed using various social media analytics techniques, where different operations are performed on the user content for extracting important decision making information [20]. Table 1 shows the various social media analytics techniques. The results of these different analytics are again stored in cloud database.

**Table 1.** Various Social Media Analytics Techniques

<b>Descriptive Analysis</b>	<b>Content Analysis</b>	<b>Network Analysis</b>	<b>Space-time Analysis</b>
Tweet Statistics [21]	Sentiment Analysis [25]	Friend Follower Networks [28]	Time Series Analysis [31]
#Hashtags Analysis [22]	Topic Modeling [26]	Network Layout [29]	Geo-Location Analysis [32]
@Mentions Analysis [23]	Lexical Diversity [27]	Cluster Analysis [30]	
Word Cloud [24]		Centrality Analysis [22]	

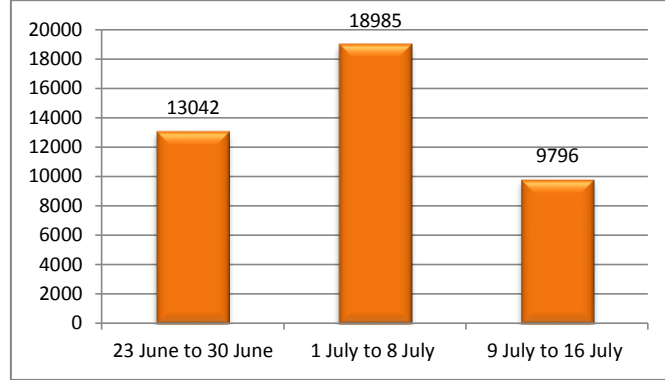
- (c) Controlling Component:** This component is responsible for providing alerts and sends calculated information to the government so that appropriate control measures can be taken based upon these results generated by the monitoring component.

## 4 Implementation and Results

For implementation on cloud we have used Amazon EC2 [33]. For computation we have used RStudio server. Data for experimentation has been collected from Twitter. Data was fetched based upon specific #hashtag (#GST). In total 41,823 tweets were collected from June 23, 2017 to July 16, 2017. For better interpretation of the results tweet collection period was broken into 3-phases (Pre-GST, In-GST and Post-GST). The detail of tweet collection is shown in Figure 2.

### 4.1 Tweet Statistics and Data Preprocessing

In total 41,823 tweets were collected from 35,400 different users from India. In total 2,873 users were detected who tweeted more than one tweet, accounting a total of 6,423 tweets. The details of tweet statistics are given in Table 2.



**Figure 2.** Tweet Collection Details

**Table 2.** Tweet Statistics

	Phase-1	Phase-2	Phase-3
<b>Total Tweets</b>	13042	18985	9796
<b>Max Tweets in a Day</b>	3026	4622	1552
<b>Min Tweets in a Day</b>	526	440	671
<b>Total Unique Senders</b>	11711	15187	8502
<b>Average Tweets per Sender</b>	1.11	1.25	1.15
<b>Average Tweet per Phase</b>	1630.25	2373.12	1224.5

Data preprocessing is an important task, which aims to prepare data for various data mining task [34]. Since Twitter data contained lot of noise and unwanted stuff, task of data preprocessing was performed [35]. First and foremost thing we did in preprocessing was to remove multiple tweets from same user. A total of 6,423 such multiple tweets from same users were removed using same technique as used by Singh et al, [36]. These tweets were removed in order to maintain normality; otherwise this would have led to biased results. On remaining 35,400 tweets various preprocessing tasks were performed such as conversion to lower case, removing punctuations, removing special characters and finally removing web links.

#### 4.2 Sentiment Analysis

Sentiment analysis is often regarded as most effective tool to map public response towards an entity [19]. Sentiment analysis is defined as a text analytic technique which deals with extraction of sentiment from given piece of text. Sentiment analysis consists of two sub-operations: (a) E-Motion Analysis [37] and (b) Polarity Analysis [38].

- (a) **Polarity Analysis:** Polarity analysis deals with polarity identification i.e. positive or negative. The result of polarity analysis is shown in Figure3, while the treemap of positive and negative words is shown in Figure 4. For interpretation of the results we use a threshold value ( $\mu$ ) as given in Equation 1.

$$\mu = \frac{\sum \text{Negative Tweets}}{\sum \text{Tweets}} \quad (1)$$

For our calculations we have taken  $\mu=50\%$  (Threshold Value) i.e. whenever  $\mu > 50\%$ , this will be alarming signal for the government that citizens are not happy with the policy and some appropriate measure are required to overcome this unrest.

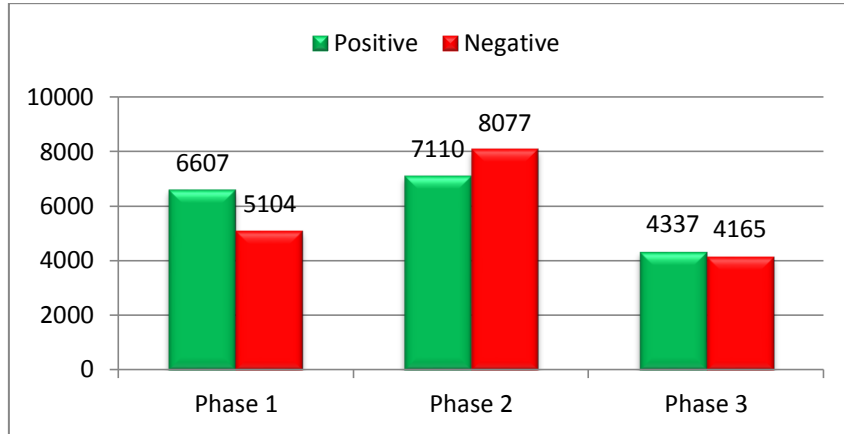


Figure 3. Results of Polarity Analysis



Figure 4. Treemap of Positive and Negative Words

**Inference:** During phase-1 (Pre-GST Period) the overall threshold value  $\mu < 50\%$ , this shows that citizens were in favor of GST as it ended multi tax system and hence giving a hope that prices of fast moving consumer goods (FMCG) [39] will go down. However, as soon as GST was actually implemented on July 1, 2017 (In-GST Period) the threshold value  $\mu > 50\%$ , showing unrest among citizens. This unrest was due to various problems encountered by public as soon as GST was implemented. From consumer's perspective negative sentiment was due to the fact that traders were charging GST over and above maximum retail price (MRP). Similarly, the traders were unhappy because of the confusion about GST rates on various goods plus they needed to update their current inventory system which led to increased expenses. Since we discussed that as soon as threshold value  $\mu > 50\%$ , it is an alarming signal for the government to take appropriate steps. So acting upon this, government soon issued warnings to traders that they cannot charge over MRP for any good [40-41]. In addition to this government also introduced various courses to train traders and make them familiar with GST filling and other related processes [42]. As a result of these measures by the government the threshold value again became  $\mu < 50\%$  during phase-3 (Post-GST). This provided a concrete proof that the actions taken by government after phase-2 did helped to win the trust of citizens.

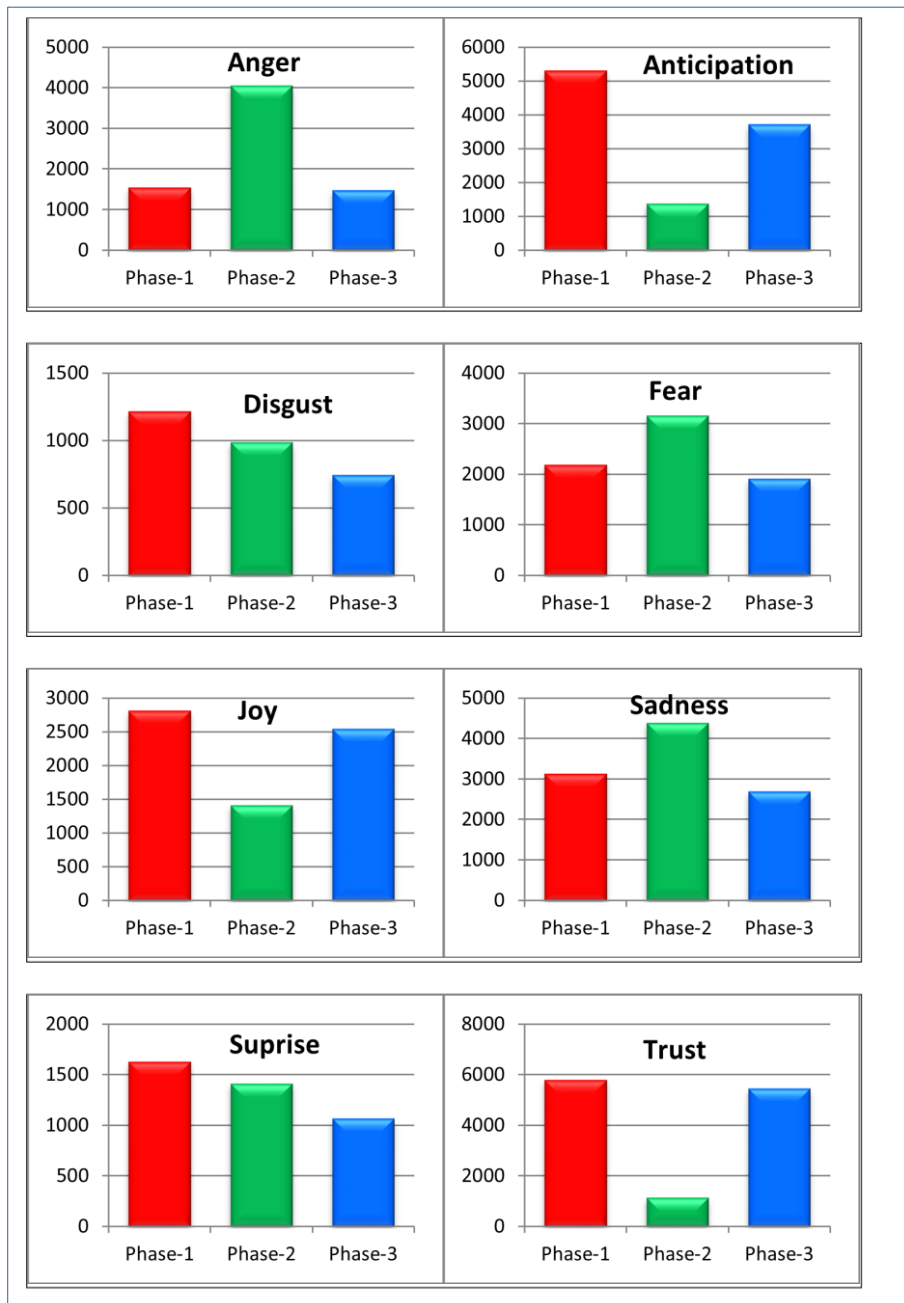
(b) **E-Motion Analysis:** It is a sentiment analysis operation, in which given data is classified according to emotion lexicon comprising of words having association with eight emotions (Trust, Surprise, Sadness, Joy, Fear, Disgust, Anticipation and Anger). The result of e-motion analysis is shown in Figure 3.

**Inference:** Phase-1 (Pre-GST Period) dominates emotions such as trust, anticipation and joy indicating support of people for GST. These results totally got reversed during phase-2 (In-GST Period) as emotions like fear & sadness dominated, showing unrest among citizens and alerting government to take appropriate steps. As soon as appropriate steps have been taken by government results of phase-3 (Post-GST Period) started to fall in line with phase-1 (Pre-GST Period), indicating support for GST once again.

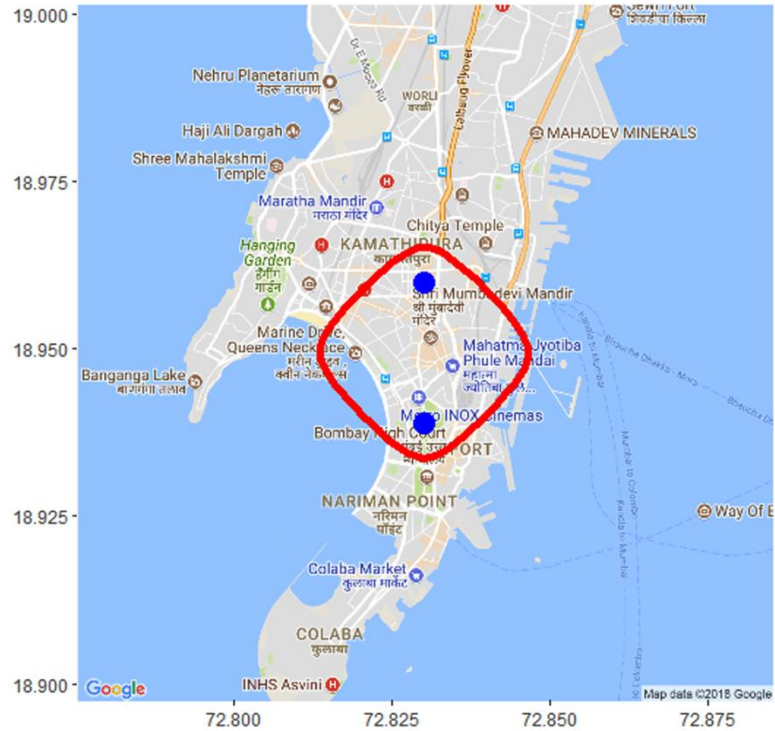
### 4.3 Geo-Location Analysis

Location based analysis is a very crucial tool for gathering information, while mapping public response towards an entity [43]. Although all tweets do not contain location from where they were tweeted, yet we can't ignore them as they provide important information about the actual location, hence helping policy makers to target the audience while finding solution to their problem. Since in the previous section we detected that during phase-2 (In-GST Period) the overall sentiment was on negative side, it is essential to see which states and cities are worst affected so that appropriate solution can be found. Figure 6 shows location wise analysis of two markets of Mumbai city from where negative tweets were sent.





**Figure 2.** Results of E-Motion Analysis



**Figure 6.** Results of Location Based Analysis

**Inference:** This location based analysis is extremely important; as it gives us the targeted audience which is unhappy with the policy and hence government can take appropriate steps keeping in mind the demands or problems of this targeted group. Since these two points indicates markets of Mumbai city, hence it shows that traders of these markets are not happy and government needs to take appropriate steps accordingly.

## 4 Conclusions

Technology is changing at tremendous pace and all the national governments are continuously adopting newer technologies for providing enhanced services to its citizens. Multiple efforts are being done to bridge down the gap between the policy makers and the general public, for whom these policies are designed & implemented. Cloud computing and social media platforms have emerged as two significantly powerful tools for the central governments all around the world to communicate and provide quality services to its citizens. However, all the studies done till date to the best of our knowledge have utilized the advantages of these tools independently and no fruitful effort has ever been made towards combined implementation of these powerful tools. We started our research work to combine the selective capabilities of

cloud computing and social media analytics towards efficient monitoring and controlling of public policies. We propose a new cloud based approach, which captures the response of public through data gathered from various social media platforms about any policy. For monitoring various social media analytics techniques are applied on this captured data. Based upon the results of these social media analytics techniques, the appropriate controlling operation is performed. We tested our proposed system with data collected towards "the policy of the Independent India" GST implementation by Indian government.

The initial results indicate a strong support for GST, however as soon as the GST became reality, traders and consumers faced hardship and the overall sentiment dipped towards negative side giving an alarming signal to the government to take appropriate actions. After this government took various controlling measures which again resulted in increase of positive sentiment among citizens. A prominent contribution made in this research was to do location based analysis which can help the government to select the targeted audience which are affected with the policy and can take control measures accordingly. These implementation results were quite encouraging, insisting that the proposed system can be used for efficient monitoring and controlling of public policies.

## References

1. Severo, Marta, AmelFeredj, and Alberto Romele. "Soft Data and Public Policy: Can Social Media Offer Alternatives to Official Statistics in Urban Policymaking?." *Policy & Internet* 8, no. 3 (2016): 354-372.
2. Hibbing, John R., and Elizabeth Theiss-Morse. "Introduction: Studying the American people's attitudes toward government." *What is it about government that Americans dislike* (2001): 1-7.
3. Rosenstone, Steven J., and John Hansen. *Mobilization, participation, and democracy in America*. Macmillan Publishing Company, 1993.
4. Janssen, Marijn, Nripendra P. Rana, Emma L. Slade, and Yogesh K. Dwivedi. "Trustworthiness of digital government services: deriving a comprehensive theory through interpretive structural modelling." *Public Management Review* (2017): 1-25.
5. Shareef, Mahmud Akhter, Yogesh K. Dwivedi, Vinod Kumar, and Uma Kumar. "Reformation of public service to meet citizens' needs as customers: Evaluating SMS as an alternative service delivery channel." *Computers in Human Behavior* 61 (2016): 255-270.
6. Dwivedi, Yogesh K., Mahmud AkhterShareef, Antonis C. Simintiras, BanitaLal, and VishanthWeerakkody. "A generalised adoption model for services: A cross-country comparison of mobile health (m-health)." *Government Information Quarterly* 33, no. 1 (2016): 174-187.
7. Mohammed, Fathey, Othman Ibrahim, and NorafidaIthnin. "Factors influencing cloud computing adoption for e-government implementation in developing countries: Instrument development." *Journal of Systems and Information Technology* 18, no. 3 (2016): 297-327.
8. Sharma, R., A. Sharma, and R. R. Singh. "E-governance & cloud computing: technology oriented government policies." *International Journal of Research in IT & Management* 2, no. 2 (2012): 584-593.

9. Grubmüller, Verena, Katharina Götsch, and Bernhard Krieger. "Social media analytics for future oriented policy making." *European Journal of Futures Research* 1, no. 1 (2013): 20.
10. Ahmad, Ehtisham, and SatyaPoddar. "GST reforms and intergovernmental considerations in India." (2009). Jeong, Kuk-Hwan. *E-Government, The Road to Innovation; Principles and Experiences in Korea*. Gil-Job-E Media, 2006.
11. Joseph, Nimish, Purva Grover, PolakiKishorRao, and P. Vigneswarallavarasan. "Deep Analyzing Public Conversations: Insights from Twitter Analytics for Policy Makers." In *Conference on e-Business, e-Services and e-Society*, pp. 239-250. Springer, Cham, 2017.
12. Rana, Nripendra P., Yogesh K. Dwivedi, and Michael D. Williams. "Analysing challenges, barriers and CSF of egov adoption." *Transforming Government: People, Process and Policy* 7, no. 2 (2013): 177-198.
13. Sadiku, Matthew NO, Sarhan M. Musa, and Omonowo D. Momoh. "Cloud computing: opportunities and challenges." *IEEE potentials* 33, no. 1 (2014): 34-36.
14. Clohessy, Trevor, Thomas Acton, and Lorraine Morgan. "Smart City as a Service (SCaaS): a future roadmap for e-government smart city cloud computing initiatives." In *Proceedings of the 2014 IEEE/ACM 7th International Conference on Utility and Cloud Computing*, pp. 836-841. IEEE Computer Society, 2014.
15. Kapoor, KawaljeetKaur, KuttimaniTamilmani, Nripendra P. Rana, PushpPatil, Yogesh K. Dwivedi, and Sridhar Nerur. "Advances in social media research: Past, Present and Future." *Information Systems Frontiers* (2017): 1-28.
16. Hossain, Mohammad Alamgir, Yogesh K. Dwivedi, Caroline Chan, Craig Standing, and Abdus-SamadOlanrewaju. "Sharing Political Content in Online Social Media: A Planned and Unplanned Behaviour Approach." *Information Systems Frontiers* (2018): 1-17.
17. Bertot, John Carlo, Paul T. Jaeger, and Derek Hansen. "The impact of polices on government social media usage: Issues, challenges, and recommendations." *Government information quarterly* 29, no. 1 (2012): 30-40.
18. Ceron, Andrea, and FedraNegri. "The "Social Side" of Public Policy: Monitoring Online Public Opinion and Its Mobilization During the Policy Cycle." *Policy & Internet* 8, no. 2 (2016): 131-147.
19. Joseph, Nimish, Purva Grover, PolakiKishorRao, and P. Vigneswarallavarasan. "Deep Analyzing Public Conversations: Insights from Twitter Analytics for Policy Makers." In *Conference on e-Business, e-Services and e-Society*, pp. 239-250. Springer, Cham, 2017.
20. Stieglitz, Stefan, and Linh Dang-Xuan. "Social media and political communication: a social media analytics framework." *Social Network Analysis and Mining* 3, no. 4 (2013): 1277-1291.
21. Purohit, Hemant, Andrew Hampton, Valerie L. Shalin, Amit P. Sheth, John Flach, and Shreyansh Bhatt. "What kind of# conversation is Twitter? Mining# psycholinguistic cues for emergency coordination." *Computers in Human Behavior* 29, no. 6 (2013): 2438-2447.
22. Chae, Bongsug Kevin. "Insights from hashtag# supplychain and Twitter Analytics: Considering Twitter and Twitter data for supply chain practice and research." *International Journal of Production Economics* 165 (2015): 247-259.
23. Shuai, Xin, Alberto Pepe, and Johan Bollen. "How the scientific community reacts to newly submitted preprints: Article downloads, twitter mentions, and citations." *PloS one* 7, no. 11 (2012): e47523.
24. McNaught, Carmel, and Paul Lam. "Using Wordle as a supplementary research tool." *The qualitative report* 15, no. 3 (2010): 630.
25. Liu, Bing. "Sentiment analysis and opinion mining." *Synthesis lectures on human language technologies* 5, no. 1 (2012): 1-167.
26. Llewellyn, Clare, Claire Grover, Beatrice Alex, Jon Oberlander, and Richard Tobin. "Extracting a topic specific dataset from a twitter archive." In *International Conference on Theory and Practice of Digital Libraries*, pp. 364-367. Springer, Cham, 2015.

27. Cohen, Raviv, and Derek Ruths. "Classifying political orientation on Twitter: It's not easy!" In ICWSM. 2013.
28. Hale, Scott A. "Global connectivity and multilinguals in the Twitter network." In Proceedings of the SIGCHI Conference on Human Factors in Computing Systems, pp. 833-842. ACM, 2014.
29. HerdaGdelen, AmaÇ, WenyunZuo, Alexander Gard-Murray, and Yaneer Bar-Yam. "An exploration of social identity: The geography and politics of news-sharing communities in twitter." *Complexity* 19, no. 2 (2013): 10-20.
30. Walther, Maximilian, and Michael Kaisser. "Geo-spatial event detection in the twitter stream." In European conference on information retrieval, pp. 356-367. Springer, Berlin, Heidelberg, 2013.
31. Mathioudakis, Michael, and Nick Koudas. "Twittermonitor: trend detection over the twitter stream." In Proceedings of the 2010 ACM SIGMOD International Conference on Management of data, pp. 1155-1158. ACM, 2010.
32. Singh, Prabhsimran, Ravinder Singh Sawhney, and Karanjeet Singh Kahlon. "Sentiment analysis of demonetization of 500 & 1000 rupee banknotes by Indian government." *ICT Express* (2017). <http://dx.doi.org/10.1016/j.ict.2017.03.001>.
33. AWS - Amazon EC2[Online]. Available: <https://aws.amazon.com/ec2/>.
34. Van den Broeck, Jan, SolveigArgeseanu Cunningham, Roger Eeckels, and KobusHerbst. "Data cleaning: detecting, diagnosing, and editing data abnormalities." *PLoS medicine* 2, no. 10 (2005): e267.
35. Haddi, Emma, Xiaohui Liu, and Yong Shi. "The role of text pre-processing in sentiment analysis." *Procedia Computer Science* 17 (2013): 26-32.
36. Singh, Prabhsimran, Ravinder Singh Sawhney, and Karanjeet Singh Kahlon. "Forecasting the 2016 US Presidential Elections Using Sentiment Analysis." In Conference on e-Business, e-Services and e-Society, pp. 412-423. Springer, Cham, 2017.[https://doi.org/10.1007/978-3-319-68557-1\\_36](https://doi.org/10.1007/978-3-319-68557-1_36).
37. Mohammad, Saif M., and Peter D. Turney. "Emotions evoked by common words and phrases: Using Mechanical Turk to create an emotion lexicon." In Proceedings of the NAACL HLT 2010 workshop on computational approaches to analysis and generation of emotion in text, pp. 26-34. Association for Computational Linguistics, 2010.
38. Ou, Gaoyan, Wei Chen, Tengjiao Wang, Zhongyu Wei, L. I. Binyang, Dongqing Yang, and Kam-Fai Wong. "Exploiting community emotion for microblog event detection." In Proceedings of the 2014 Conference on Empirical Methods in Natural Language Processing (EMNLP), pp. 1159-1168. 2014.
39. Economic Times [Online], Available: <https://economictimes.indiatimes.com/news/economy/policy/gst-rate-guide-know-all-the-things-that-will-get-cheaper-after-midnight/articleshow/59386840.cms>.
40. Business Standard News (a) [Online], Available: [http://www.business-standard.com/article/economy-policy/mrp-retailers-can-sell-gst-inventory-with-new-price-stickers-till-30-sep-117070500333\\_1.html](http://www.business-standard.com/article/economy-policy/mrp-retailers-can-sell-gst-inventory-with-new-price-stickers-till-30-sep-117070500333_1.html).
41. Business Standard News (b) [Online], Available: [http://www.business-standard.com/article/economy-policy/gst-rollout-govt-to-penalise-manufacturers-for-not-reprinting-revised-mrp-117070400756\\_1.html](http://www.business-standard.com/article/economy-policy/gst-rollout-govt-to-penalise-manufacturers-for-not-reprinting-revised-mrp-117070400756_1.html).
42. NDTV News [Online], Available: <https://www.ndtv.com/education/100-hour-certificate-course-in-gst-launched-1719199>.
43. Amirkhanyan, Aragats, and ChristophMeinel. "Density and Intensity-Based Spatiotemporal Clustering with Fixed Distance and Time Radius." In Conference on e-Business, e-Services and e-Society, pp. 313-324. Springer, Cham, 2017.