



HAL
open science

Design Weaknesses in Recent Ultralightweight RFID Authentication Protocols

P. D'arco, R. De Prisco

► **To cite this version:**

P. D'arco, R. De Prisco. Design Weaknesses in Recent Ultralightweight RFID Authentication Protocols. 33th IFIP International Conference on ICT Systems Security and Privacy Protection (SEC), Sep 2018, Poznan, Poland. pp.3-17, 10.1007/978-3-319-99828-2_1 . hal-02023727

HAL Id: hal-02023727

<https://inria.hal.science/hal-02023727>

Submitted on 21 Feb 2019

HAL is a multi-disciplinary open access archive for the deposit and dissemination of scientific research documents, whether they are published or not. The documents may come from teaching and research institutions in France or abroad, or from public or private research centers.

L'archive ouverte pluridisciplinaire **HAL**, est destinée au dépôt et à la diffusion de documents scientifiques de niveau recherche, publiés ou non, émanant des établissements d'enseignement et de recherche français ou étrangers, des laboratoires publics ou privés.



Distributed under a Creative Commons Attribution 4.0 International License

Design weaknesses in Recent Ultralightweight RFID Authentication Protocols

P. D'Arco^[0000-0002-9271-4240] and R. De Prisco^[0000-0003-0559-6897]

Dipartimento di Informatica
Università di Salerno
Fisciano (SA), Italy

Abstract. In this paper we focus our attention on the design of several recently proposed ultralightweight authentication protocols and show that the underlying methodology is not sound. Indeed, the common feature of these protocols lies in the use of *transforms*, which are the main building blocks. We analyze these transforms and show that all of them present some weaknesses, which can be essentially reduced to *poor confusion and diffusion* in the input-output mappings. Then, exploiting the weaknesses of the transforms, we describe impersonation attacks against the ultralightweight authentication protocols in which they are used: precisely, RCIA, KMAP, SLAP, and SASI⁺. On average, an attack requires a constant number of interactions with the targeted tag, compared to the allegedly needed exponential number in the informal security analysis. Moreover, since the weaknesses are in the transforms, the attack strategies we describe can be used to subvert any other protocol that uses the same transforms or closely-related ones.

Keywords: Ultralightweight cryptography, authentication protocols, design weaknesses, attacks.

1 Introduction

Motivations for the current work. Secure authentication is a well-established research area in cryptography and several good solutions are available and used every day. Unfortunately, for low-cost inexpensive computing elements, like RFID tags, it is quite a challenging problem. These protocols involve two parties: a Reader and a Tag, both of which are small devices. The hardware imposes very strong constraints on the computing capabilities of these elements, especially on the Tag. Hence, standard techniques based on public key cryptography or on symmetric key primitives cannot be employed in the design.

Due to the above constraints, there are two choices: either to give up because it is difficult, or probably impossible, to achieve the security standard we get with other, much more powerful, digital devices, or to try to achieve a *reasonable* security level also in applications using these cheap computing elements. It goes without saying that they are becoming a crucial end point of smart automated

solutions in the so called Internet of Things. Thus, it is desirable to follow the latter option.

However, unfortunately, the current state of knowledge is quite poor: we do not have any impossibility result within a model for such ultralightweight protocols but, at the same time, all ultralightweight authentication protocols, designed according to ad hoc approaches, proposed in the last years, have been shown to suffer several weaknesses of different significance and impact: in many cases the weaknesses have been used to break the protocols.

In some papers warnings have been raised against such solutions. In [3] a full analysis of one of the most representative (at that time) ultralightweight authentication protocol was provided, and in general the limits of such approaches, not based on sound security arguments, were stressed. Moreover recently, in [2], a full guide to the common pitfalls which are usually present in the design of ultralightweight authentication protocols has been provided to designers and practitioners.

As a matter of fact, ad hoc protocols with informal security analyses continue to be presented at a considerable rate and they are broken quickly after publication¹. Compared to the first protocol proposals of a few years ago, the *new feature* which almost all newer protocols exhibit, is that some *more involved* transforms of the data stored in the tag memory are used in order to construct the messages the Reader and the Tag send to each other to be confident of the reciprocal identities. However, as for the earlier protocols, also for these, sort of generation 2.0 ultralightweight authentication protocols, the informal security analyses are based solely on the following, questionable and very weak, conclusion: since the transforms are complex, only the legitimate parties who share the secret keys can produce the correct messages required by the authentication protocol; for the same reason, no adversarial entity, without the secret keys, can be successful with non negligible probability, that is, the best attack that can be applied is to guess the secret keys, which belong to an exponentially large set. In other words the entire security proof, in most cases, reduces to the *alleged complexity* of the transforms.

Our Contribution. Among the many novel ultralightweight protocols appeared in the literature in the last two years, we concentrated our attention on: KMAP [5], RCIA [6], SASI+ [7], and SLAP [4]. All these protocols base their security properties upon some *transforms*. Our attention was caught because they appear to be more structured, compared to other previous proposals. The transforms essentially try to protect their input values by masking them via a processing stage, in which some secret values are involved and elementary operations, allowed by the low-power computational devices, are applied. We have studied such transforms and pointed out that they achieve *poor* confusion and diffusion. Moreover, exploiting the weaknesses found, we construct impersonation attacks against KMAP, RCIA, SASI+ and SLAP, which reduce from exponential to constant the number of trials needed to an adversary to impersonate the Reader to

¹ We refer the interested reader to [2] for an overview of the previous work on ultralightweight authentication protocols.

a Tag. We remark that the results on the transforms can be used to attack *any* protocol based on them.

2 Preliminaries: transforms

Let us look at the transforms used in the authentication protocols we are dealing with. Due to lack of space, all proofs are omitted from this abstract.

Pseudo-Kasami codes. Pseudo-Kasami codes, used in [5], are defined as follows. Let $x = x_1, \dots, x_n$ be a string of n bits and let s be an integer, called *seed*, such that $1 \leq s \leq n$. Let $y = \text{CRshift}(x, s)$, where y is obtained from x by a circular right shift of s positions. Then, the pseudo-Kasami code of x is defined as $\text{pKc}(x, s) = x \oplus y$. Here is an example, where $n = 24$ and the seed $s = 6$:

$$\begin{array}{r} x = \quad 100101 \ 110101 \ 101100 \ 010110 \\ y = \quad 010110 \ 100101 \ 110101 \ 101100 \\ \hline \text{pKc}(x, s) = 110011 \ 010000 \ 011001 \ 111010 \end{array}$$

The following lemma holds:

Lemma 1. *Let $x = x_1, \dots, x_n$ be a string of n bits, and let s be a seed for the pseudo-Kasami code $\text{pKc}(x, s)$ such that n is a multiple of s . Let x' be a new string obtained from x by flipping n/s bits, all at distance s from each other. Then $\text{pKc}(x, s) = \text{pKc}(x', s)$.*

An example helps in understanding the above result. Let us consider the same bitstring x considered before, and let us apply the lemma starting from position $j = 2$.

$$\begin{array}{r} x' = \quad 110101 \ 100101 \ 111100 \ 000110 \\ y' = \quad 000110 \ 110101 \ 100101 \ 111100 \\ \hline \text{pKc}(x', s) = 110011 \ 010000 \ 011001 \ 111010 \end{array}$$

It is easy to check that $\text{pKc}(x, s)$ and $\text{pKc}(x', s)$ coincide.

Let $\text{hw}(\cdot)$ denote the Hamming weight of a binary string, i.e., the number of bits equal to one. The following results also hold:

Lemma 2. *Let $x = x_1, \dots, x_n$ be a string of n bits chosen uniformly at random, and let s be an integer chosen uniformly at random such that $1 \leq s \leq n$. Moreover, let x' be a new string obtained from x by flipping one bit. Then $\Pr[\text{hw}(\text{pKc}(x, s)) = \text{hw}(\text{pKc}(x', s))] = \frac{n+1}{2n}$.*

Lemma 3. *Let $x = x_1, \dots, x_n$ be a string of n bits chosen uniformly at random. Let x' be a new string obtained from x by flipping two randomly selected bits. Then, for any seed s such that $1 \leq s \leq n$, it holds that:*

- a) $\text{pKc}(x, s)$ and $\text{pKc}(x', s)$ are equal with probability $\frac{1}{(n-1)}$
- b) $\text{pKc}(x, s)$ and $\text{pKc}(x', s)$ differ in two bits with probability $\frac{n \cdot (n-2)}{n^2(n-1)}$

- c) $\text{pKc}(x, s)$ and $\text{pKc}(x', s)$ differ in four bits with probability $\frac{n^3-3n+2}{n^2(n-1)}$
d) $\Pr[\text{hw}(\text{pKc}(x, s)) = \text{hw}(\text{pKc}(x', s))] = \frac{3n^2+3n-2}{8n \cdot (n-1)}$.

Finally, the pseudo-Kasami code transform exhibits the following structural property:

Lemma 4. *Let $x = x_1, \dots, x_n$ be a string of n bits chosen uniformly at random, and let the seed s be equal to $n/2$. Then, $\text{pKc}(x, s)$ is the concatenation of two equal substrings of $n/2$ bits.*

Recursive Hash. Recursive hash was defined in [6]. Let x be a string of n bits, $x = b_1, b_2, \dots, b_n$, and let ℓ and z be integers such that ℓ is a divisor of n and $z = n/\ell$. Moreover, let s be an integer value, called *seed*, such that $1 \leq s \leq z$. Then, dividing x into z chunks x_1, \dots, x_z of ℓ bits each, $x_i = b_{(i-1)\cdot\ell}, b_{(i-1)\cdot\ell+1}, \dots, b_{i\cdot\ell}$, and denoting with $\text{Rot}(x, y)$ a right rotation of the string x by y positions², the recursive hash of x and s , denoted by $\text{Rh}(x, s)$ for short, is defined as:

$$x_1 \oplus x_s, \dots, x_{s-1} \oplus x_s, \text{Rot}(x_s, \text{hw}(x_s)), x_{s+1} \oplus x_s, \dots, x_{\frac{n}{\ell}} \oplus x_s.$$

That is, each chunk c_i of the recursive hash is the \oplus of chunks x_i and x_s , except for chunk c_s , which is equal to x_s right rotated by its Hamming weight.

Let us look at an example: let $n = 24$ and $x = 100100101011110101111110$. Moreover, let $\ell = 6$ and, thus, $z = 4$. We get:

$x =$	x_1	x_2	x_3	x_4
	100100	101011	110101	111110

Let the seed s be equal to 3. The selected chunk is $x_3 = 110101$ whose Hamming weight is $\text{hw}(x_3) = 4$. Hence, the right rotation of x_3 is 010111. The recursive hash $\text{Rh}(x, s)$ is:

$x =$	x_1	x_2	x_3	x_4
	100100	101011	110101	111110
x_3 replicated	110101	110101		110101
$x_i \oplus x_3$	010001	011110		001011
x_3 rotated			010111	
$\text{Rh}(x, s)$	010001	011110	010111	001011
c_i	c_1	c_2	c_3	c_4

Lemma 5. *Let ℓ, n and z integers such that ℓ is a divisor of n and $z = n/\ell$. Moreover, let $x = x_1, \dots, x_n$ be a string of n bits chosen uniformly at random, and x' be a new string obtained from x by flipping two randomly selected bits.*

² Notice that the $\text{Rot}(x, y)$ operation is equal to the $\text{CRshift}(x', s)$ used in the previous transform. To keep the same notations used in the original papers we are analyzing, we have maintained both of them.

Then, for any seed $s \in \{1, \dots, z\}$, $\text{Rh}(x, s)$ and $\text{Rh}(x', s)$ differ in two bits with probability equal to

$$\frac{(n - \ell)(n - \ell - 1)}{n(n - 1)}.$$

Notice that the probability function is decreasing in ℓ . Since meaningful values of ℓ range from 2 to $n/2$, we have that the minimum value is obtained for $\ell = \frac{n}{2}$. Therefore, for $\ell = \frac{n}{2}$, it is $\approx \frac{1}{4}$.

Lemma 6. *Let ℓ, n and z integers such that ℓ is a divisor of n and $z = n/\ell$. Moreover, let $x = x_1, \dots, x_n$ be a string of n bits chosen uniformly at random, and x' a new string obtained from x by flipping two randomly selected bits. Then, for any seed $s \in \{1, \dots, z\}$, $\Pr[\text{hw}(\text{Rh}(x, s)) = \text{hw}(\text{Rh}(x', s))]$ is at least*

$$\frac{1}{2} \cdot \frac{(n - \ell)(n - \ell - 1)}{n(n - 1)} + \left(\frac{1}{2}\right)^z \cdot \frac{\ell(\ell - 1)}{n(n - 1)} + \frac{1}{2} \cdot \frac{n - \ell}{n} \cdot \frac{1}{n - 1} \cdot \frac{\binom{z-1}{(z-1)/2}}{2^{(z-1)}} + \frac{1}{2} \cdot \frac{n - \ell}{n} \cdot \frac{\ell - 1}{n - 1} \cdot \frac{\binom{z+1}{(z+1)/2}}{2^{(z+1)}}.$$

A simple study of the function (for example with a math program like Maple), shows that it is an increasing function. Since meaningful values of ℓ range from 2 to $n/2$, we have that the minimum value is obtained for $\ell = 2$. For $n = 64$ the above probability is $\approx \frac{1}{2}$.

Conversion transform. In [4] the authors introduce the **Cnv** transform. It takes as input two binary strings of length n , say³ $A = a_n a_{n-1} \dots a_2 a_1$ and $B = b_n b_{n-1} \dots b_2 b_1$, and a threshold t such that $1 \leq t \leq n$, and produces in output a binary string $\text{Cnv}(A, B, t)$ of length n by applying a three-step procedure. More precisely:

Step 1 (Grouping). Determine a bit *grouping* for both A and B . The grouping is a function of the Hamming weight of the string and of the threshold t . Let $X = x_n x_{n-1} \dots x_2 x_1$ be the binary string to be bit-grouped. The grouping is defined recursively as follows: if the length of X is strictly shorter than t , then the recursion ends; otherwise, the string is split in two groups X_L and X_R according to its Hamming weight $w = \text{hw}(X)$, by letting $X_L = x_n x_{n-1} \dots x_{w+1}$, the $n - w$ leftmost bits, and $X_R = x_w x_{w-1} \dots x_1$, the w rightmost bits. Then, the bit grouping procedure is applied recursively to both X_L and X_R .

Let us consider an example. Let $n = 24$, $X = 1011\ 0101\ 1111\ 1101\ 1101\ 1101$ and $t = 6$. The Hamming weight of X is $\text{hw}(X) = 18$. Since $|X| \geq 6$, the string is split into two substrings, the left one, X_1 , containing the leftmost $24 - 18 = 6$ bits, and the right one, X_2 , containing the rightmost 18 bits of X ; that is, $X_1 = 1011\ 01$ and $X_2 = 01\ 1111\ 1101\ 1101\ 1101$.

Since $|X_1| \geq 6$, and $\text{hw}(X_1) = 4$, the string is split in $X_{1,1} = 10$ and $X_{1,2} = 11\ 01$. Both strings are shorter than the threshold 6. Hence, the recursion ends.

We proceed similarly for X_2 . Since $|X_2| \geq 6$, and $\text{hw}(X_2) = 14$, the string is split in $X_{2,1} = 0111$ and $X_{2,2} = 11\ 1101\ 1101\ 1101$. The recursion ends for $X_{2,1}$, while $X_{2,2}$ is split in $X_{2,2,1} = 111$ and $X_{2,2,2} = 101\ 1101\ 1101$. Since $X_{2,2,1}$ is shorter than $t = 6$, then the recursion ends, while $X_{2,2,2}$ is split into

³ Notice that in this case we are numbering the bits from left to right in descending order. This is to maintain the same notation used in [4].

$X_{2,2,2,1} = 101$ and $X_{2,2,2,2} = 1101\ 1101$. Thus, the recursion ends for the first substring, while it keeps going for the second. Indeed, since $\text{hw}(X_{2,2,2,2}) = 6$, then $X_{2,2,2,2}$ is split in $X_{2,2,2,2,1} = 11$ $X_{2,2,2,2,2} = 01\ 1101$. Finally, $X_{2,2,2,2,2}$ is split in $X_{2,2,2,2,2,1} = 01$ and $X_{2,2,2,2,2,2} = 1101$.

In the following table we report another example in a more concise form: the vertical lines indicate the splittings of the substrings. The starting string is $X = 101101010101110101011111$.

$X = 101101010101110101011111$			
$X, \text{len} = 24, \text{hw} = 16$			
10110101		0101110101011111	
$\text{len} = 8, \text{hw} = 5$		$\text{len} = 16, \text{hw} = 11$	
101	10101	01011	10101011111
			$\text{len} = 11, \text{hw} = 8$
		101	01011111
			$\text{len} = 8, \text{hw} = 6$
		01	011111
			$\text{len} = 6, \text{hw} = 5$
		0	11111

Step 2 (Rearrangement). Once both A and B have been bit-grouped, the rearrangement phase simply swaps the two groupings, that is, the grouping found for A is applied to B and vice versa. Notice that the groupings might differ both in the number of groups and in the size of each group.

Let us continue with an example.

Let $A = 1011\ 0101\ 1111\ 1101\ 1101\ 1101$ and $B = 1011\ 0101\ 0101\ 1101\ 0101\ 1111$ be the strings that we have used as examples before. The grouping obtained for each of them is summarized in the following tables.

$A = 10 1101 0111 111 101 11 01 1101$	$B = 101 10101 01011 101 01 0 11111$
---------------------------------------	--------------------------------------

Swapping the groupings we get:

$A = 101 10101 11111 101 11 0 11101$	$B = 10 1101 0101 011 101 01 01 1111$
--------------------------------------	---------------------------------------

At this point each group of bits gets (left circularly) rotated according to the Hamming weight of the group itself. Thus we obtain:

$A' = 110 10101 11111 110 11 0 11110$	$B' = 01 1110 0101 101 110 10 10 1111$
---------------------------------------	--

Step 3. The final step that produces the output bitstring is simply the \oplus of the rearranged bitstrings A' and B' . Completing our example, we have:

$A' =$	1101 0101 1111 1110 1101 1110
$B' =$	0111 1001 0110 1110 1010 1111
$\text{Cnv}(A, B, 6) =$	1010 1100 1001 0000 0111 0001

We prove the following result:

Lemma 7. *Given two binary strings A and B of length n , chosen uniformly at random, and a threshold t , with $1 < t \leq n$, if we flip two bits of A in the first t positions to obtain A' , then*

$$\Pr[(\text{Cnv}(A, B, t), \text{Cnv}(A', B, t)) \text{ differ in two bits}] \approx \frac{1}{2} \cdot \frac{1}{6} \cdot \frac{t^3 - 2t^2 - t + 2}{t(t-1)^2}$$

3 KMAP

The protocol KMAP, introduced in [5], is a mutual authentication protocol. According to the authors, “KMAP avoids unbalanced logical operations (or, and) and introduces a new ultralightweight primitive, the pseudoKasami code, which enhances the diffusion properties of the protocol messages and makes the Hamming weight of the secrets unpredictable and irreversible”. The protocol is also claimed to be “highly resistive against all possible attacks” and efficient in terms of communication cost and computational operations.

In this section we show that this is not the case. By building on the previous analysis of the pseudo-Kasami transform, we construct an efficient impersonation attack.

Protocol description. Tags are identified with a static identifier ID which however is never exposed. Instead, a sequence of changing “pseudonyms” IDS is used. Tag and Reader share the pseudonym IDS and two secret keys, K_1 and K_2 ; these values are updated upon each successful completion of a session of the protocol. To cope with desynchronization attacks, the Tag and the Reader maintain both the current values and the previous ones. If a Tag receives twice the initial “Hello” message (see below), then the first time it replies with the current value of IDS , while the second time falls back to the old value, assuming that there has been a desynchronization with the Reader, which has been unable to recognize the newer value.

Hence, Tag and Reader maintain two triples of values: $(IDS_{cur}, K_{1,cur}, K_{2,cur})$ and $(IDS_{old}, K_{1,old}, K_{2,old})$. For the sake of simplicity of notation, sometimes, to save space, we omit the subscript of IDS , K_1 and K_2 when we are referring to the current values IDS_{cur} , $K_{1,cur}$ and $K_{2,cur}$.

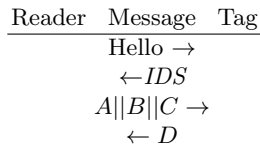


Fig. 1. KMAP general structure

The protocol is a four-message protocol whose general structure is shown in Fig. 1:

1. The Reader starts the protocol by sending an “Hello” message;
2. The Tag replies with the current value of the identifier IDS_{cur} ;
3. The Reader checks the received value IDS : if it is equal to IDS_{cur} , then the rest of the computation is performed using $K_1 = K_{1,cur}$ and $K_2 = K_{2,cur}$; if the received value is equal to IDS_{old} , then the rest of the computation is performed using $K_1 = K_{1,old}$ and $K_2 = K_{2,old}$ – that is, the old values become the current ones; otherwise, the protocol is immediately terminated. The Reader performs some computation, computing some temporary values (a seed and two temporary keys K_1^* and K_2^*), and three sequences of bits, A, B and C , and sends a message consisting of three parts. A, B and C , which are sent to the tag;
4. The Tag checks that the values received are consistent with its own information (if not, the protocol is immediately terminated) and performs some computation to obtain a sequence of bits D , which is sent to the Reader.

Upon completion of a session of the protocol, both the Tag and the Reader update the values of ID and of the keys K_1 and K_2 , storing in $(IDS_{old}, K_{1,old}, K_{2,old})$ the values of $(IDS_{cur}, K_{1,cur}, K_{2,cur})$, and updating the latter. The Tag maintains also a failure counter, so that if there are too many unsuccessful attempts, the Tag will stop its functionality for a while, in order to introduce delays into the attacks⁴.

The details of the computation of the messages A, B, C and D are shown in Fig. 2. More specifically, the Reader chooses two random values n_1 and n_2 , and computes their xor $P = n_1 \oplus n_2$ and a seed $s = \mathbf{hw}(P) \bmod 64$. Then, A is computed by a double rotation of n_1 , the first of a number of positions given by the weight of $IDS \oplus K_1$, and the second of a number of positions given by the weight of K_2 ; similarly, B is computed by a double rotation of n_2 , the first of a number of positions given by the weight of $K_2 \oplus IDS$, and the second of a number of positions given by the weight of $K_1 \oplus n_1$. The Reader, then, computes two temporary keys, K_1^* and K_2^* , namely $K_1^* = \text{Rot}(\text{pKc}(K_1, s), \text{pKc}(n_1, s)) \oplus K_2$ and $K_2^* = \text{Rot}(\text{pKc}(K_2, s), \text{pKc}(n_2, s)) \oplus K_1$, and, finally, computes C , again with a double rotation, namely $C = \text{Rot}(\text{Rot}(\text{pKc}(n_1, s), \text{pKc}(K_2^* \oplus \text{pKc}(n_2, s))), \text{pKc}(K_1^*, s) \oplus n_2)$. The message consisting of the concatenation of A, B, C is sent to the tag.

The Tag, upon reception of the message $A||B||C$, extracts the value of n_1 from A , by computing $n_1 = \text{Rot}^{-1}(\text{Rot}^{-1}(A, K_2), IDS \oplus K_1)$, and n_2 from B , by computing $n_2 = \text{Rot}^{-1}(\text{Rot}^{-1}(B, K_1 \oplus n_1), IDS \oplus K_2)$, then computes $P = n_1 \oplus n_2$, the seed s and the temporary keys K_1^* and K_2^* . At this point, the Tag can compute the value of C^* in the same way as the Reader computed C , and compare the computed value C^* with the received one C . If they are equal, the Tag completes the protocol by computing and sending D and updating IDS, K_1 and K_2 as detailed in Figure 3. On the other hand, if a mismatch is detected, then the protocol is aborted and the failure counter is incremented. The failure counter is reset when a session of the protocol is successful.

Impersonation attack. Analyzing the equations used in the protocol, the following observations hold:

⁴ This feature, however, if implemented, exposes the Tag to an easy DoS attack.

<p>Reader chooses n_1 and n_2 randomly</p> $P = n_1 \oplus n_2$ $s = \text{hw}(P) \bmod 64$ $A = \text{Rot}(\text{Rot}(n_1, \text{IDS} \oplus K_1), K_2)$ $B = \text{Rot}(\text{Rot}(n_2, K_2 \oplus \text{IDS}), K_1 \oplus n_1)$ $K_1^* = \text{Rot}(\text{pKc}(K_1, s), \text{pKc}(n_1, s)) \oplus K_2$ $K_2^* = \text{Rot}(\text{pKc}(K_2, s), \text{pKc}(n_2, s)) \oplus K_1$ $C = \text{Rot}(\text{Rot}(\text{pKc}(n_1, s), \text{pKc}(K_2^* \oplus \text{pKc}(n_2, s))), \text{pKc}(K_1^*, s) \oplus n_2)$ $D = \text{Rot}(\text{Rot}(\text{pKc}(\text{IDS}, s) \oplus \text{pKc}(n_1), \text{pKc}(\text{IDS}, s) \oplus \text{pKc}(K_1, s)), \text{pKc}(K_2, s))$

Fig. 2. KMAP message computation

$\text{IDS}_{old} = \text{IDS}_{cur}; \quad \text{IDS}_{cur} = \text{Rot}(\text{pKc}(\text{IDS}_{cur}, s) \oplus n_1, \text{pKc}(n_2, s))$ $K_{1,old} = K_{1,cur}; \quad K_{1,cur} = \text{pKc}(K_{1,cur}^*, s)$ $K_{2,old} = K_{2,cur}; \quad K_{2,cur} = \text{pKc}(K_{2,cur}^*, s)$
--

Fig. 3. KMAP pseudonym and keys update

1. Flipping two bits of B is equivalent to flipping two bits of n_2 in some *unknown* positions.
2. Let $P' = n_1 \oplus n'_2$, where n'_2 is equal to n_2 up to two flipped bits. Then P' is equal to P up to two flipped bits. If the two flipped bits are the complement of each other, i.e., they are 01 or 10 respectively, we have that $\text{hw}(P') = \text{hw}(P)$. Since there are 2 out of 4 bit patterns that satisfy the above, this event occurs with probability 1/2.
3. If $\text{hw}(P') = \text{hw}(P)$, the structure of $\text{pKc}(\cdot, s)$ *does not change* since the seed is the same.
4. If $\text{hw}(\text{pKc}(n_2, s)) = \text{hw}(\text{pKc}(n'_2, s))$, then the value K_2^* *does not change*.
5. $\text{pKc}(K_1^*, s) \oplus n'_2$ and $\text{pKc}(K_1^*, s) \oplus n_2$ differs in two bits.
6. $\text{hw}(\text{pKc}(K_1^*, s) \oplus n'_2) = \text{hw}(\text{pKc}(K_1^*, s) \oplus n_2)$ with probability 1/2, since there are two patterns of bits, i.e., 01 and 10, such that, when flipped, the overall weight of the bitstring stays the same.
7. $\text{pKc}(K_2^*, s) \oplus \text{pKc}(n'_2, s)$ and $\text{pKc}(K_2^*, s) \oplus \text{pKc}(n_2, s)$ have the same weight with probability at least 3/8, since there are six patterns of four bits out of sixteen such that, when flipped, the overall weight of the bitstring stays the same.

Putting everything together, we can prove the following:

Lemma 8. *Assume an adversary eavesdrops an authentication session and stores $A||B||C$. Let B' be equal to B up to two bits which are flipped. Then, forcing the Tag to send the old IDS and replying with $A||B'|||C$, the adversary succeeds in impersonating the legal Reader with probability roughly equal to $\frac{1}{28}$.*

Thus, a few interactions are sufficient to break the security of the authentication protocol. Notice that, the authors specify that “a protocol message counter has also been integrated in the KMAP which stops the functionality of the Tag for

some particular time, if the counter's value exceeds the threshold 8". It means that if the attack does not succeed during the first trials, an extra delay is added due to the temporary stop of the Tag.

4 RCIA

The protocol RCIA, introduced in [6], is a mutual authentication protocol. It has been designed to "provide robust confidentiality, integrity, and authentication in a cost effective manner". In RCIA, Tags use only three main operations, the bitwise and, or, and bit rotation, and the recursive hash transform scrutinized before.

Protocol description. Since the protocol is very similar to the KMAP protocol, we describe it in a very concise way. The overall structure is the same as the one of KMAP (see Fig. 1): the differences lay in the way the messages A, B, C and D are constructed, and how the pseudonym and the keys are updated. The details of RCIA are described in Fig. 4 and Fig. 5.

<p>Reader chooses randomly n_1 and n_2</p> $P = n_1 \oplus n_2$ $s = hw(P) \bmod b$ $A = \text{Rot}(IDS, K_1) \oplus n_1$ $B = (\text{Rot}(IDS \wedge n_1, K_2) \wedge K_1) \oplus n_2$ $K_1^* = \text{Rot}(\text{Rh}(K_2, s), \text{Rh}(n_1, s)) \wedge K_1$ $K_2^* = \text{Rot}(\text{Rh}(K_1, s), \text{Rh}(n_2, s)) \wedge K_2$ $C = \text{Rot}(\text{Rh}(K_1^*, s), \text{Rh}(K_2^*, s)) \wedge \text{Rot}(\text{Rh}(n_1, s), \text{Rh}(n_2, s))$ $D = \text{Rot}(\text{Rh}(IDS, s), K_1^*) \wedge (\text{Rot}(\text{Rh}(K_2^*, s), \text{Rh}(n_2, s)) \oplus IDS)$
--

Fig. 4. RCIA message computation

$IDS_{old} = IDS_{cur}; \quad IDS_{new} = \text{Rot}(\text{Rh}(IDS) \oplus n_2, n_1)$ $K_{1,old} = K_{1,cur}; \quad K_{1,cur} = \text{Rh}(K_1^*, s)$ $K_{2,old} = K_{2,cur}; \quad K_{2,cur} = \text{Rh}(K_2^*, s)$

Fig. 5. RCIA pseudonym and keys update

Impersonation attack. Analyzing the equations used in the protocol, the following observations hold:

1. Flipping two bits of B is equivalent to flipping two bits of n_2 in the *same* positions.

2. Let $P' = n_1 \oplus n'_2$, where n'_2 is equal to n_2 up to two flipped bits. Then, P' is equal to P up to two flipped bits. If the two flipped bits are the complement of each other, i.e., they are 01 or 10 respectively, we have that $\text{hw}(P') = \text{hw}(P)$. Since there are 2 good bit patterns out of 4 possible bit patterns, this event occurs with probability $1/2$.
3. If $\text{hw}(P') = \text{hw}(P)$, the structure of $\text{Rh}(\cdot, s)$ *does not change* since the seed is the same.
4. If $\text{hw}(\text{Rh}(n_2, s)) = \text{hw}(\text{Rh}(n'_2, s))$, then the values $K_2^*, \text{Rh}(K_2^*, s)$ and C *do not change*.

Putting everything together, we prove the following:

Lemma 9. *Assume an adversary eavesdrops an authentication session and stores $A||B||C$. Let B' be equal to B up to two bits which are flipped. Then, forcing the Tag to send the old IDS and replying with $A||B'|||C$, the adversary succeeds in impersonating the legal Reader with probability roughly equal to $\frac{1}{4}$.*

Thus, a few interactions are sufficient to break the security of the authentication protocol.

5 SASI⁺

The protocol SASI⁺, introduced in [7], is a mutual authentication protocol. It incorporates only bitwise operations, xor, rotation and, like RCIA, the recursive hash transform. The protocol has also been implemented in hardware and shown to be efficient in terms of communication and computation costs.

Protocol description. As for RCIA, also SASI⁺, is basically the same as KMAP, with differences due to the way in which the messages are constructed and the way the pseudonym and the keys are updated. Fig. 6 and Fig. 7 show the details.

<p>Reader chooses randomly n_1 and n_2 $P = n_1 \oplus n_2$ $s = \text{hw}(P) \bmod b$ $A = \text{Rot}(\text{Rot}(n_1 \oplus K_1, \text{IDS} \oplus K_2), K_1)$ $B = \text{Rot}(\text{Rot}(n_2 \oplus n_1, K_2 \oplus K_1), K_2)$ $C = \text{Rot}(\text{Rot}(\text{Rh}(n_2, s) \oplus \text{Rh}(K_2, s), \text{Rh}(n_1, s)), \text{Rh}(K_1, s))$ $D = \text{Rot}(\text{Rot}(\text{Rh}(ID, s) \oplus \text{Rh}(K_1, s) \oplus \text{Rh}(n_1, s), \text{Rh}(n_2, s)), \text{Rh}(K_2, s))$</p>

Fig. 6. SASI⁺ message computation

Impersonation Attack. SASI⁺ uses the recursive hash transform. Hence, applying a similar analysis to the one applied for RCIA, we notice that:

$IDS_{old} = IDS_{cur};$	$IDS_{new} = \text{Rot}(\text{Rh}(IDS, s) \oplus n_2, n_1)$
$K_{1,old} = K_{1,cur};$	$K_{1,cur} = \text{Rh}(K_1^*, s)$
$K_{2,old} = K_{2,cur};$	$K_{2,cur} = \text{Rh}(K_2^*, s)$

Fig. 7. SASI⁺ pseudonym and keys update

1. Flipping two bits of B is equivalent to flipping two bits of n_2 in some *unknown* positions.
2. Let $P' = n_1 \oplus n'_2$, where n'_2 is equal to n_2 up to two flipped bits. Then, P' is equal to P up to two flipped bits. If the two flipped bits are the complement of each other, i.e., they are 01 or 10 respectively, we have that $\text{hw}(P') = \text{hw}(P)$. Since there are 2 out of 4 bit patterns that satisfy the above, this event occurs with probability $1/2$.
3. If $\text{hw}(P') = \text{hw}(P)$, the structure of $\text{Rh}(\cdot, s)$ *does not change* since the seed is the same.
4. Due to Lemma 5, $\text{Rh}(n_2, s)$ and $\text{Rh}(n'_2, s)$ differs in two bits with probability at least $\frac{1}{4}$.
5. If this is the case, the resulting string C' differs from C in two bits.

Putting everything together, the following result holds:

Lemma 10. *Assume an adversary eavesdrops an authentication session and stores $A||B||C$. Let B' and C' be equal, respectively, to B and C up to two consecutive bits which are flipped. Then, forcing the Tag to send the old IDS and replying with $A||B'||C'$, the adversary succeeds in impersonating the legal Reader with probability roughly $\frac{1}{8} \cdot \frac{1}{96}$.*

Thus, a linear (in the size of the bitstring) number of interactions is sufficient to break the security of the authentication protocol.

6 SLAP

The protocol SLAP, introduced in [4], is a mutual authentication protocol. It uses only bitwise operations like xor, rotations, and the conversion transform. The authors stress that the conversion transform is the main security component of the system “with properties such as irreversibility, sensibility, full confusion and low complexity”, with better performance compared to previous protocols.

Protocol description. As for the other protocols, the general structure is the same, although for SLAP the third message has a slightly different form. Fig. 8 shows the general structure of the protocol, while Figs. 9 and 10 provide the details. In SLAP the third message is composed of only two pieces, A and one half, either the left one or the right one, of B . The choice is determined by the Hamming weight of B itself: if it is odd, then B_L is sent, otherwise B_R is sent.

Impersonation Attack. Consider the $\text{Cnv}(X, Y)$ function. The main observation is that by flipping two different bits of X at the beginning of X , the

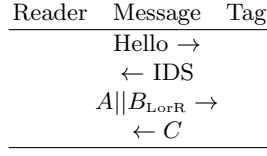


Fig. 8. SLAP general structure

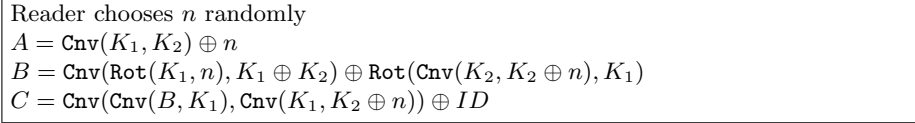


Fig. 9. SLAP message computation

Hamming weight of the string stays the same, i.e., $\mathbf{hw}(X) = \mathbf{hw}(X')$ and, with high probability, $\mathbf{Cnv}(X', Y)$, where X' denotes the modified bitstring, is different from $\mathbf{Cnv}(X, Y)$ in two bits. For example, in the example presented in [4], by flipping the second and the third bits of A , it follows that the final value $A^* \oplus B^*$ is modified only in the first and fourth bits. As we have formally shown before, such an event occurs in general with probability p approximatively equal to $\frac{1}{12}$. Analyzing the equations of the protocol, notice that:

1. Flipping two bits of A is equivalent to flipping two bits of n in the same positions.
2. If the two flipped bits of n are complementary bits, i.e., 0 and 1 or 1 and 0, the resulting bitstring n' is such that $\mathbf{hw}(n') = \mathbf{hw}(n)$ and, hence, $\mathbf{Rot}(K_1, n') = \mathbf{Rot}(K_1, n)$.
3. It follows that $\mathbf{Cnv}(\mathbf{Rot}(K_1, n'), K_1 \oplus K_2) = \mathbf{Cnv}(\mathbf{Rot}(K_1, n), K_1 \oplus K_2)$.
4. Since the bitstring $K_2 \oplus n'$ differs from $K_2 \oplus n$ in two bits, it follows that $\mathbf{Rot}(\mathbf{Cnv}(K_2, K_2 \oplus n'), K_1)$ differs in two bits from $\mathbf{Rot}(\mathbf{Cnv}(K_2, K_2 \oplus n), K_1)$ with probability $p \simeq \frac{1}{12}$.
5. The resulting string B' differs in two bits from B and, with probability $\frac{1}{2}$, they have the same weight.

Putting everything together, the following result holds:

Lemma 11. *Assume an adversary eavesdrops an authentication session and stores $A || B_{LorR}$. Let A' be equal to A up to two consecutive bits which are flipped. Forcing the Tag to send the old IDS and replying with $A' || B_{LorR}$, the adversary succeeds in impersonating the legal Reader with probability roughly $\frac{1}{8} \cdot \frac{1}{12}$.*

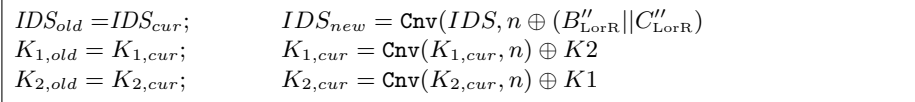


Fig. 10. SLAP pseudonym and keys update

7 Conclusions

We have shown that the design of several recently proposed ultralightweight authentication protocols is affected by a common problem: the transforms, used as building blocks in the protocols, do not provide confusion and diffusion in the input-output mappings as they should. Exploiting the corresponding weaknesses, we have shown for example how impersonation attacks against the protocols can be mounted. Attacks defeating other properties of the schemes are possible (e.g., [8]). Moreover, we have not considered important practical issues in the implementation of ultralightweight protocols (e.g., [1]). Our goal was to point out that the lack of confusion and diffusion can open the door to several breaches. In the future proposals the designers should primarily check whether such basic properties are achieved by the underlying transforms. A closer look at the standard strategies used in the design of lightweight symmetric primitives might help. Actually, the most important open problem in our opinion is to come up with a reasonable model for the class of ultralightweight protocols, in order to get an in-depth understanding of possibilities and limits for these protocols.

Acknowledgment. This article is based upon work from COST Action IC1403 CRYPTACUS, supported by COST (European Cooperation in Science and Technology). We would like to thank G. Avoine and J. Hernandez-Castro for helpful discussions on the ultralightweight topic and the content of this paper.

References

1. Armknecht, F., Hamann, M., Mikhalev, V.: Lightweight Authentication Protocols on Ultra-Constrained RFIDs - Myths and Facts. In: RFIDSec 2014, Springer LNCS, vol. 8651, 1–18 (2014)
2. Avoine, G., Carpenter, X., Hernandez-Castro J.: Pitfalls in Ultralightweight Authentication Protocol Designs. *IEEE Transactions on Mobile Computing*, 15(9), 2317–2332 (2016)
3. D’Arco, P., De Santis, A.: On Ultralightweight RFID Authentication Protocols. *IEEE Transactions on Dependable and Secure Computing*, 8(4), 548–563 (2011).
4. Luo, H., Wen, G., Su, J., Huang, Z.: SLAP: Succinct and Lightweight Authentication Protocol for Low-Cost RFID System. *Wireless Networks*, Springer, 24(1), 69–78 (2016)
5. Mujahid, U., Najam-ul-Islam, M., Sarwar, S.: A New Ultralightweight RFID Authentication Protocol for Passive Low Cost Tags: KMAP. *Wireless Personal Communication*, Springer, 94(3), 725–744 (2016)
6. Mujahid, U., Najam-ul-Islam, M., Ali Shami, M.: RCIA: A New Ultralightweight RFID Authentication Protocol Using Recursive Hash. *International Journal of Distributed Sensor Networks*, <https://doi.org/10.1155/2015/642180>, Hindawi, 11(1), 1–8, (2015)
7. Mujahid, U., Najam-ul-Islam, M., Raza Jafri, A., Qurat-ulAin, Ali Shami, M.: A New Ultralightweight RFID Mutual Authentication Protocol: SASI Using Recursive Hash. *International Journal of Distributed Sensor Networks*, <https://doi.org/10.1155/2016/9648971>, Hindawi, 12(2), 1–14, (2016)
8. Safkhani M., Bagheri, N.: Generalized Desynchronization Attack on UMAP: Application to RCIA, KMAP, SLAP and SASI⁺ Protocols. Available at eprint.iacr.org, 2016/905 (2016)