



**HAL**  
open science

# On the Capacity Region of Bipartite and Tripartite Entanglement Switching

Gayane Vardoyan, Saikat Guha, Philippe Nain, Don Towsley

► **To cite this version:**

Gayane Vardoyan, Saikat Guha, Philippe Nain, Don Towsley. On the Capacity Region of Bipartite and Tripartite Entanglement Switching. Performance 2020 - 38th IFIP International Symposium on Computer Performance, Modeling, Measurements and Evaluation, Nov 2020, Milan, Italy. pp.1-6. hal-02010865v2

**HAL Id: hal-02010865**

**<https://inria.hal.science/hal-02010865v2>**

Submitted on 4 Nov 2020

**HAL** is a multi-disciplinary open access archive for the deposit and dissemination of scientific research documents, whether they are published or not. The documents may come from teaching and research institutions in France or abroad, or from public or private research centers.

L'archive ouverte pluridisciplinaire **HAL**, est destinée au dépôt et à la diffusion de documents scientifiques de niveau recherche, publiés ou non, émanant des établissements d'enseignement et de recherche français ou étrangers, des laboratoires publics ou privés.

# On the Capacity Region of Bipartite and Tripartite Entanglement Switching

Gayane Vardoyan  
UMass Amherst

Saikat Guha  
University of Arizona

Philippe Nain  
Inria, France

Don Towsley  
UMass Amherst

## ABSTRACT

We study a quantum switch serving a set of users in a star topology. The function of the switch is to create bipartite or tripartite entangled state among users at the highest possible rates at a fixed ratio. We model a set of randomized switching policies. Discovering that some are better than others, we present analytical results for the case where the switch stores one qubit per user, and find that the best policies outperform a time division multiplexing (TDM) policy for sharing the switch between bipartite and tripartite state generation. This performance improvement decreases as the number of users grows. The model is easily augmented to study the capacity region in the presence of qubit decoherence, obtaining similar results. Moreover, decoherence appears to have little effect on capacity. We also study a smaller class of policies when the switch stores two qubits per user.

## 1. INTRODUCTION

Multi-qubit entangled states are fundamental ingredients of several quantum computation, sensing, and security applications. Consequently there is a need for a quantum network that can generate such entanglement on demand between pairs and groups of users [12, 14, 15]. In this paper, we study the performance of the simplest multi-user network, a star-topology quantum switch connecting  $k$  users, where each user is connected to the switch via a separate link. Bipartite, two-qubit maximally-entangled states, *i.e.*, Bell pairs (or EPR states) are generated at a constant rate across each link, with the qubits stored at local quantum memories at each end of the links. As these link entanglements start appearing, the switch uses two-qubit Bell-state measurement (BSM) between pairs of locally-held qubits and three-qubit Greenberger-Horne-Zeilinger (GHZ) basis measurements between triples of locally-held qubits to provide two-qubit and three-qubit entanglements to pairs and triples of users, respectively [11]. The capacity of such a switch to provide these two types of entanglements to the users depends on the switching mechanism, the number of quantum memories and their decoherence rates, and the number of links.

In this paper, we study the capacity region when the switch can store either  $B = 1$  or  $B = 2$  qubits for each link at any given time. The number of quantum memories available to a link is referred to as its buffer size. We consider a

simple time division multiplexing (TDM) policy between the two types of entanglements, along with a class of randomized policies. When properly configured, the latter provide higher capacities than TDM. However the relative difference between the two policies goes to zero as  $k \rightarrow \infty$ . We also observe that increasing the number of memories from one to two increases capacity but that the increase diminishes as  $k$  increases. We also explore the effect that decoherence—the locally stored qubits at each end of the link being subject to a noise process that reduces the entanglement between the two qubits—has on capacity. In the cases of  $B = 1$  with and without decoherence, we have simple closed form expressions for capacity whereas for the case of  $B = 2$ , our results are numerical.

The remainder of this paper is organized as follows: in Section 2, we provide relevant background and related work. In Section 3, we formulate the problem and propose a method for solving it. In Section 4, we present the case where the system has a per-link buffer of size one, and provide analytical and numerical results. In Section 5, we present numerical results for the case where the system has a per-link buffer of size two and observe similar behavior to the buffer size one case. In Section 6, we introduce a simple technique for modeling quantum state decoherence and use it to examine the effect of decoherence on the bipartite-tripartite capacity region for systems with per-link buffer sizes one and two. For the former, we also have analytical results. We make concluding remarks in Section 7.

## 2. BACKGROUND AND RELATED WORK

Bell states are an integral part of a diverse set of distributed quantum applications, including Quantum Key Distribution (QKD) [2, 4], superdense coding [3], teleportation [1], and distributed quantum computation [9]. Similarly, GHZ states can be used to implement a variety of quantum protocols, such as cryptographic conferencing [6], quantum sensing [5], and multipartite generalization of superdense coding [8]. The advantage of these applications is that they offer functionality that cannot be achieved classically, *e.g.*, information-theoretic security. However, quantum distributed tasks typically require reliable transport of quantum states; this can be a significant challenge due to the exponential rate-versus-distance decay [13]. Quantum repeaters positioned between communicating parties alleviate this issue [7]. In this work, we use the term “quantum switch” instead of “repeater” to indicate that the former is equipped with entanglement switching logic.

A mathematical model for a quantum switch was origi-

nally introduced in [16]. There, the authors study a switch that serves only BSMs, but state decoherence, link heterogeneity, and arbitrary buffer sizes (including infinite) are considered. In [10], the authors study a multipartite entanglement distribution switch that serves  $n$ -partite GHZ states to users, for  $n \geq 3$ . In this work, links are assumed to be identical and the effects of state decoherence negligible. In contrast to this prior work, we no longer assume that the switch serves only one type of entangled state, *i.e.*, we allow  $n$  to be *either* two *or* three, and our goal is to design and evaluate a suitable switching policy. Another contrast to [10] is that there, the quantum system is modeled to have an infinite number of quantum memories, while in this work we consider finite buffer sizes that scale with the number of links.

### 3. SYSTEM DESCRIPTION

We consider a switch that connects  $k$  users over  $k$  separate links. The creation of an end-to-end entanglement requires two steps. First two-qubit Bell states are generated pairwise between a qubit stored locally at the switch and a qubit owned by a user. Once such link-level two-qubit entangled states have been created, the switch performs joint (entangling) measurements (over  $j \geq 2$  locally-held qubits that are entangled with qubits held by  $j$  distinct users), which, if successful, produces a  $j$ -qubit maximally-entangled state between the corresponding  $j$  users. Link-level entanglement generation, as well as entangling measurements, when realized with practical systems, are inherently probabilistic [7]. We assume that only two-user (two-qubit) and three-user (three-qubit) entanglements are created, *i.e.*, BSMs and 3-qubit GHZ basis measurements are done at the switch. For simplicity, we will assume that these  $j = 2$  or 3 qubit measurements at the switch take negligible time and always succeed.

Each link attempts two-qubit entanglements in each time slot of length  $\tau$  seconds, and with probability  $p$ , establishes one entangled pair successfully. For simplicity, we model the time to successfully create a link entanglement as an exponential random variable with mean  $1/\mu = \tau/p$ . We assume that each link can store  $B = 1, 2, \dots$  qubits. We also assume that qubits at the switch can decohere and model decoherence time as an exponential r.v. with mean  $1/\alpha$ . We assume a step-function decoherence model where the two-qubit entanglement goes from a maximally-entangled qubit pair (one ebit) to zero entanglement. In this paper, we only consider  $B = 1, 2$ . Last, when a qubit is stored at the switch, with its entangled pair stored at a user, we refer to this as a *stored link entanglement*.

We assume that all possible bipartite and tripartite user entanglements are of interest and consider two classes of probabilistic policies, one for  $B = 1$  and the second for  $B = 2$ , that provide the flexibility to generate both types of entanglements with arbitrary rates. Policies in both classes incorporate the *oldest link entanglement first* (OLEF) rule whereby when a link entanglement is created it is always matched up with stored link entanglements when possible rather than be stored. This has the nice consequence, when coupled with the assumption that links are homogeneous but statistically independent, that the system can be modeled by a continuous time Markov chain (CTMC) where the state simply tracks the number of stored entanglements for two users. The next section describes the class of policies

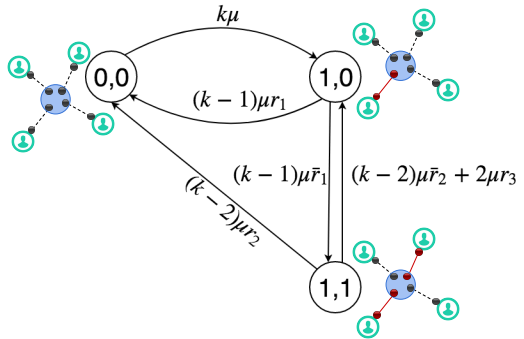


Figure 1: CTMC for a system with at least three links and buffer size one for each link.  $k$  is the number of links,  $\mu$  is the rate of entanglement generation, and  $r_1$ ,  $r_2$ , and  $r_3$  are parameters that specify the scheduling policy.

for  $B = 1$  and Section 5 for the class of  $B = 2$  policies.

### 4. PER-LINK BUFFER SIZE ONE

In this section, we assume that each link can store one qubit in the buffer, so that the per-link buffer size  $B = 1$ . We model this system using a CTMC, and by obtaining its stationary distribution, we are able to compute the capacity region of the switch. We discover that it is always possible to configure a randomized policy that outperforms TDM, although as the number of links grows, the advantage of using such a policy diminishes.

#### 4.1 Description

In a system where the switch can make tripartite measurements, we must keep track of two variables for each state of the CTMC: each representing a link with a stored qubit. Hence,  $(1, 1)$  represents the state where two of the  $k$  links have a qubit stored, one each. Note that we do not need to keep track of all links individually due to the OLEF rule and link homogeneity assumption. States  $(1, 0)$  and  $(0, 0)$  represent cases where only one link has a stored qubit or no link has a qubit, respectively.

The system is fully described in Figure 1. For a variable  $x \in [0, 1]$ , we use the notation  $\bar{x} \equiv 1 - x$ . When the system is in state  $(0, 0)$ , new entanglements are generated with rate  $k\mu$ ; this is the rate of transitioning from  $(0, 0)$  to  $(1, 0)$ . When the system is in state  $(1, 0)$ , any new entanglements generated on the link that already has one stored qubit causes the switch to drop one of the qubits. New entanglements on other links are generated with rate  $(k-1)\mu$ , and the switch must decide whether to immediately use the two qubits for a BSM or keep both and wait for a new link entanglement. To generalize the policy as much as possible, we add a policy parameter,  $r_1 \in [0, 1]$ , that specifies the fraction of time the switch performs a BSM. Note that  $r_1 = 1$  corresponds to the policy of always using qubits for BSMs. While this maximizes  $C_2$ , it also means that  $C_3 = 0$ .

Now, suppose that the system is in state  $(1, 1)$  and a third link generates an entanglement. This event occurs with rate  $(k-2)\mu$ . The switch has two choices: either use all three qubits for a tripartite measurement, or choose two of them for a BSM. We add another policy parameter,  $r_2 \in [0, 1]$ , that specifies fractions of times the switch performs a BSM and tripartite measurements in the event of three qubits on

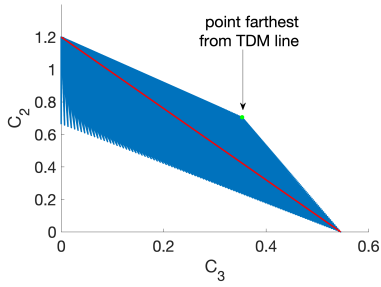


Figure 2: Capacity region for a system of buffer size one and three links. The red line represents the set of TDM policies.

three different links. Another event that can occur in the  $(1, 1)$  state is the generation of an entanglement on either of the two links that already have stored entanglements. This event occurs with rate  $2\mu$ . Since  $B = 1$ , the switch cannot store the new entanglement. A decision must be made: to either discard one of the link entanglements (and remain in state  $(1, 1)$ ) or perform a BSM on two of them and keep the third (and transition to state  $(1, 0)$ ). Since it is not clear which policy is most advantageous, we add another parameter,  $r_3 \in [0, 1]$ , which specifies the fraction of time that the switch performs a BSM when it resides in this state.

## 4.2 Numerical Results

We plot the capacity region for the switch with  $B = 1$  for all values of  $r_1, r_2, r_3 \in [0, 1]$  and compare it against TDM. The entanglement generation rate  $\mu$  simply scales the capacities, so we set it equal to one. In Figure 2, the number of links is three, and the TDM line (comprised by the set of TDM switching policies) is shown in red. Clearly, it is possible to design a policy that yields better performance than TDM: the triangular blue region above TDM represents the maximum capacities of the set of such policies.

Note that the TDM line connects the points  $(0, C_2^*)$  and  $(C_3^*, 0)$ , where  $C_2^*$  and  $C_3^*$  are the maximum achievable capacities for bi- and tripartite measurements, respectively. The point farthest from and above TDM (the vertex of the triangular region above the line, shown in green in Figure 2) is achieved by setting  $r_1 = 0$  and  $r_2 = r_3 = 1$ . In other words, the most “efficient” policy in terms of being the farthest from the TDM line is the following: (i) never perform BSMs in state  $(1, 0)$ ; and (ii) when in state  $(1, 1)$  and a third entanglement is generated on a *different* link, always use it in a tripartite measurement, but when a third entanglement is generated on one of the links that already has a stored qubit, *always* perform a BSM. Note that the latter rule directs the switch to not waste an entanglement whenever it is possible to use it in a measurement.

The capacity regions for  $k = 10$  and  $50$  are shown in Figure 3. Note that as the number of links increases, the differences between TDM and the more efficient random policies diminish. In the next section, we provide an analytical proof of this phenomenon.

## 4.3 Analysis

Let  $\pi(0, 0)$ ,  $\pi(1, 0)$ , and  $\pi(1, 1)$  represent the stationary distribution of the CTMC in Figure 1. The balance equations (excluding  $\mu$ , as it cancels out due to every transition

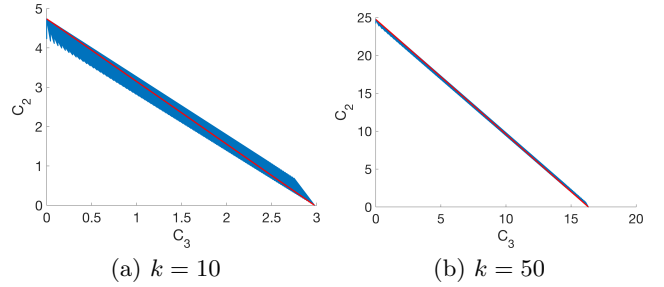


Figure 3: Capacity region for a system of buffer size one and varying number of links. The red line represents the set of TDM policies.

rate being its multiple), are:

$$\begin{aligned} \pi(0, 0)k &= \pi(1, 0)(k-1)r_1 + \pi(1, 1)(k-2)r_2, \\ \pi(1, 1)((k-2)r_2 + (k-2)\bar{r}_2 + 2r_3) &= \pi(1, 0)(k-1)\bar{r}_1, \\ \pi(0, 0) + \pi(1, 0) + \pi(1, 1) &= 1. \end{aligned}$$

Solving these equations yields

$$\begin{aligned} \pi(1, 1) &= \frac{k(k-1)\bar{r}_1}{D}, \\ \pi(1, 0) &= \frac{k(k-2+2r_3)}{D}, \text{ where} \\ D &= (k-2+2r_3)((k-1)r_1+k) + (k-1)\bar{r}_1((k-2)r_2+k). \end{aligned}$$

Then the bipartite and tripartite capacities for this system,  $C_2 \equiv C_2(r_1, r_2, r_3)$  and  $C_3 \equiv C_3(r_1, r_2, r_3)$ , are

$$\begin{aligned} C_2 &= \pi(1, 0)(k-1)\mu r_1 + \pi(1, 1)((k-2)\mu \bar{r}_2 + 2\mu r_3) \\ &= \frac{k(k-1)\mu(k-2+2r_3 - (k-2)r_2\bar{r}_1)}{(k-2+2r_3)((k-1)r_1+k) + (k-1)\bar{r}_1((k-2)r_2+k)}, \\ C_3 &= \pi(1, 1)(k-2)\mu r_2 \\ &= \frac{k(k-1)(k-2)\mu r_2 \bar{r}_1}{(k-2+2r_3)((k-1)r_1+k) + (k-1)\bar{r}_1((k-2)r_2+k)}. \end{aligned}$$

**CLAIM 1.** *The maximum value of  $C_2$  is given by  $C_2^* = C_2(r_1, 0, 1) = C_2(1, 0, r_3)$ , where  $r_1$  and  $r_3$  are arbitrary values in  $[0, 1]$ . The maximum value of  $C_3$  is given by  $C_3^* = C_3(0, 1, 0)$ .*

**PROOF.** We start by proving this for  $C_2$ . First, note that to maximize  $C_2$ 's numerator and minimize its denominator,  $r_2$  must be set to 0. This yields

$$\begin{aligned} C_2(r_1, 0, r_3) &= \frac{k(k-1)\mu(k-2+2r_3)}{(k-2+2r_3)((k-1)r_1+k) + k(k-1)\bar{r}_1} \\ &= \frac{k(k-1)\mu}{(k-1)r_1+k + \frac{k(k-1)\bar{r}_1}{k-2+2r_3}}. \end{aligned}$$

Now,  $r_3 = 1$  maximizes  $C_2(r_1, 0, r_3)$ , which yields

$$C_2(r_1, 0, 1) = \frac{k(k-1)\mu}{(k-1)r_1+k + (k-1)\bar{r}_1} = \frac{k(k-1)\mu}{2k-1}.$$

Note that  $C_2(1, 0, r_3)$  yields the same expression as  $C_2(r_1, 0, 1)$ . Next, consider the expression for  $C_3$ . To minimize the denominator, we should set  $r_3 = 0$ . This yields

$$\begin{aligned} C_3(r_1, r_2, 0) &= \frac{k(k-1)(k-2)\mu r_2 \bar{r}_1}{(k-2)((k-1)r_1+k) + (k-1)\bar{r}_1((k-2)r_2+k)} \\ &= \frac{k(k-1)(k-2)\mu r_2 \bar{r}_1}{(k-1)r_1((k-2)\bar{r}_2-k) + k(k-2) + (k-1)((k-2)r_2+k)}. \end{aligned}$$

It is clear that  $r_1$  must be 0, which yields

$$\begin{aligned} C_3(0, r_2, 0) &= \frac{k(k-1)(k-2)\mu r_2}{k(k-2) + (k-1)((k-2)r_2 + k)} \\ &= \frac{k(k-1)(k-2)\mu r_2}{k(2k-3) + (k-1)(k-2)r_2} \\ &= \frac{k(k-1)(k-2)\mu}{\frac{k(2k-3)}{r_2} + (k-1)(k-2)}. \end{aligned}$$

From above, we can see that  $r_2$  must be 1, so the maximum is at  $C_3^* = C_3(0, 1, 0)$ .  $\square$

For brevity, let  $(C_3(0, 1, 1), C_2(0, 1, 1)) \equiv (\hat{C}_3, \hat{C}_2)$ ; this is the point farthest above the TDM line within the achievable capacity region (e.g., the green point in Figure 2). We prove this as part of the proof of the claim below.

**CLAIM 2.** *Any point  $(C_3, C_2)$  in the achievable capacity region satisfies the following constraints:*

$$C_2 \leq -\frac{3k-2}{2k-1}C_3 + \frac{\mu k(k-1)}{2k-1} \quad \text{and} \quad (1)$$

$$C_2 \leq -\frac{k(k-2) + 2(k-1)^2}{k(k-2)}C_3 + \mu(k-1), \quad (2)$$

$$C_2, C_3 \geq 0. \quad (3)$$

Moreover (1) and (2) define a tight upper bound on the achievable capacity region.

**PROOF.** First, we must show that the point  $(\hat{C}_3, \hat{C}_2)$  is indeed the farthest from the TDM line. We do this by first assuming that there exists an achievable capacity region above the TDM line that is shaped like a triangle, as in Figures 2 and 3, and later prove this to be true. With this assumption, the point farthest from the TDM line will be located at the vertex of this triangle. Thus, let us find a point  $(C_3, C_2)$  on the plane such that the (potentially negative) slope of the line that passes through it and  $(0, C_3^*)$  is maximized. This is equivalent to minimizing the quantity

$$\frac{C_2^* - C_2}{C_3} = \frac{(3k-2)(k-2)r_2 + 2(k-1)(1-r_3)}{r_2(2k-1)(k-2)}.$$

To do so, we must set  $r_3 = 1$ . Next, note that the TDM line is given by the equation  $f(x, y) = y - C_2^*(1 - x/C_3^*)$ , and the distance between it and any point  $(C_3, C_2)$  is given by  $|f(C_3, C_2)|/\sqrt{1 + (C_2^*/C_3^*)^2}$ . Hence, it is sufficient to maximize  $|f(C_3(r_1, r_2, 1), C_2(r_1, r_2, 1))|$ , given by

$$\frac{2\mu k(k-1)}{(2k-1)\left(k-2 + \frac{2k^2-k}{(k-1)r_2(1-r_1)}\right)}.$$

It is clear that we must set  $r_2 = 1$  and  $r_1 = 0$ , yielding  $(\hat{C}_3, \hat{C}_2)$  as the point farthest from the TDM line, as expected.

Next, consider the line passing through  $(0, C_2^*)$  and  $(\hat{C}_3, \hat{C}_2)$ :

$$y_1 = -\frac{3k-2}{2k-1}x_1 + \frac{\mu k(k-1)}{2k-1}, \quad (4)$$

and the line passing through  $(\hat{C}_3, \hat{C}_2)$  and  $(C_3^*, 0)$ :

$$y_2 = -\frac{k(k-2) + 2(k-1)^2}{k(k-2)}x_2 + \mu(k-1). \quad (5)$$

It is not hard to show that for any point  $(C_3, C_2)$ , (1) and (2) are satisfied. In other words, all points in the achievable capacity region fall on or below these two lines. To prove that this upper bound is tight, it remains to show that all points on lines (4) and (5) are achievable. To see this, let  $r_1 = 0$  and  $r_3 = 1$ :

$$C_2(0, r_2, 1) = \frac{(k - (k-2)r_2)k(k-1)\mu}{k^2 + (k-1)(k + (k-2)r_2)},$$

$$C_3(0, r_2, 1) = \frac{(k-2)r_2k(k-1)\mu}{k^2 + (k-1)(k + (k-2)r_2)}.$$

Note that any point  $(C_3(0, r_2, 1), C_2(0, r_2, 1))$  is on line (4), and these two functions are continuous in  $r_2 \in [0, 1]$ . Similarly, letting  $r_1 = 0$  and  $r_2 = 1$ , we have

$$C_2(0, 1, r_3) = \frac{2r_3k(k-1)\mu}{k(k-2 + 2r_3) + 2(k-1)^2},$$

$$C_3(0, 1, r_3) = \frac{k(k-1)(k-2)\mu}{k(k-2 + 2r_3) + 2(k-1)^2}.$$

Any point  $(C_3(0, 1, r_3), C_2(0, 1, r_3))$  is on line (5), and these two functions are continuous in  $r_3 \in [0, 1]$ . Using these facts, we conclude that *all* points on (4) and (5) are achievable.  $\square$

**CLAIM 3.** *As  $k \rightarrow \infty$ , the benefit of using an alternate policy (one that lies above TDM) diminishes.*

**PROOF.** We prove this by showing that as  $k \rightarrow \infty$ , the ratio of the achievable area above the TDM line, which we call  $A_\Delta$  (because this area has the shape of a triangle) to the total area below the capacity region, which we call  $A_T$ , goes to zero. For  $A_\Delta$ , the length of the base of the triangle is simply the distance between the points  $(0, C_2^*)$  and  $(C_3^*, 0)$ , or  $\sqrt{(C_2^*)^2 + (C_3^*)^2}$ . The height is given by  $|f(\hat{C}_3, \hat{C}_2)|/\sqrt{1 + (C_2^*/C_3^*)^2}$ . Then

$$A_\Delta = \frac{|f(\hat{C}_3, \hat{C}_2)|C_3^*}{2}.$$

Then, the area below the TDM line is given by

$$A_{TDM} = \frac{(C_2^*)^2 + (C_3^*)^2}{4}, \text{ so the total area is}$$

$$A_T = A_\Delta + A_{TDM} = \frac{2|f(\hat{C}_3, \hat{C}_2)|C_3^* + (C_2^*)^2 + (C_3^*)^2}{4}.$$

Then the ratio of the area above the TDM to the total area is

$$\frac{A_\Delta}{A_T} = \frac{2|f(\hat{C}_3, \hat{C}_2)|C_3^*}{2|f(\hat{C}_3, \hat{C}_2)|C_3^* + (C_2^*)^2 + (C_3^*)^2} = \frac{1}{1 + \frac{(C_2^*)^2 + (C_3^*)^2}{2|f(\hat{C}_3, \hat{C}_2)|C_3^*}}.$$

To prove that this ratio goes to zero with  $k$ , it suffices to show that the second term in the denominator goes to  $\infty$ . It can be shown that  $((C_2^*)^2 + (C_3^*)^2)/2|f(\hat{C}_3, \hat{C}_2)|C_3^*$  simplifies to

$$\frac{39k^6 - 220k^5 + 493k^4 - 568k^3 + 362k^2 - 120k + 16}{4(6k^5 - 33k^4 + 67k^3 - 62k^2 + 26k - 4)} \xrightarrow{k \rightarrow \infty} \infty.$$

$\square$

## 5. PER-LINK BUFFER SIZE TWO

In a system with per-link buffer size two, there are three additional states, as shown in Figure 4. The goal of this part of the study is to show the existence of better policies than

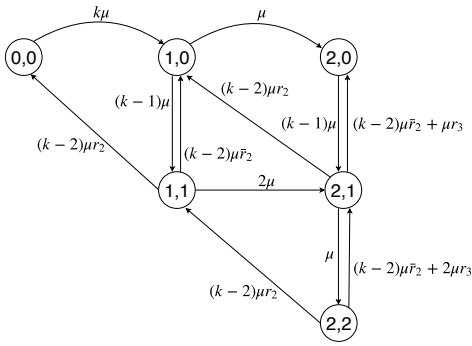


Figure 4: CTMC for a system with at least three links and buffer size two for each link.  $k$  is the number of links,  $\mu$  is the rate of entanglement generation, and  $r_2$  and  $r_3$  are parameters that specify the scheduling policy.

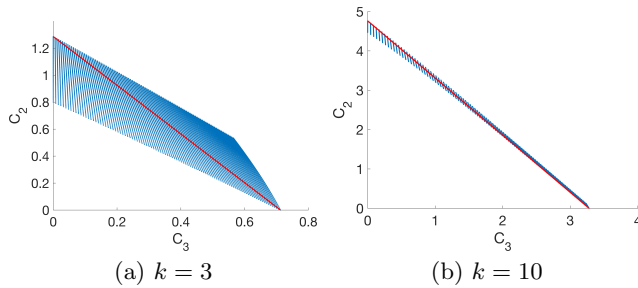


Figure 5: Capacity region for per-link buffer size  $B = 2$ , for  $k = 3, 10$  links. The red line represents the set of TDM policies.

TDM, rather than to find the optimal policy. Hence, the design in Figure 4 does not encapsulate all possible policies: for instance, there is no  $r_1$  parameter here, since our exhaustive search over the entire parameter space for the system with  $B = 1$  revealed that  $r_1$  is best set to zero. In addition, note that if the system is in state  $(1, 1)$  and another entanglement is generated on one of the links that already has a stored qubit, the system is not allowed to use two of the qubits for a BSM. The reasoning is that since  $B = 2$ , there is enough space to keep the new qubit. Similarly, when the system is in state  $(2, 1)$  a BSM is only allowed if (i) another entanglement is generated on one of the  $k - 2$  links that does not have a stored qubit, or (ii) another entanglement is generated on the link that already has two qubits stored. In the latter scenario, not performing a BSM would cause a qubit to be discarded. While this design does not grant the switch access to the full range of policies, it does enable us to find a class of policies that are more efficient than TDM.

Figure 5 shows capacity regions for  $B = 2$  with number of links  $k = 3$  and  $10$ . We observe that policies more efficient than TDM can be found, but as the number of links grows, the advantage of such policies relative to TDM diminishes. This phenomenon mimics that of the  $B = 1$  switch. Figure 6 shows a comparison of  $B = 1$  and  $B = 2$  switches for three and ten links. We observe that while there is a clear benefit to extra buffer space for a small number of users, the advantage becomes less apparent as the number of users grows. In addition, it appears that  $C_3$  benefits more from

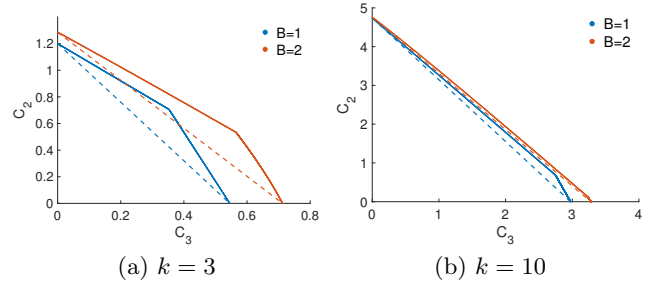


Figure 6: Comparison of capacity regions for systems of buffer sizes one and two with varying number of links  $k$ , and entanglement generation rate  $\mu = 1$ .

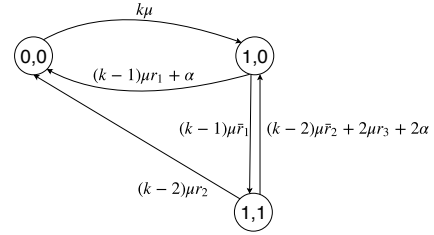


Figure 7: CTMC for a system with at least three links and buffer size one.  $k$  is the number of links,  $\mu$  is the rate of entanglement generation,  $\alpha$  is the decoherence rate, and  $r_1, r_2, r_3$  are parameters that specify the scheduling policy.

the extra buffer space than  $C_2$ .

## 6. MODELING DECOHERENCE

In this section, we present a simple way to augment the model from Section 4 to account for the decoherence of quantum states. For switches with  $B = 1$ , we present both analytic and numerical results. We also augment the model from Section 5 to incorporate decoherence, but for switches with  $B = 2$ , we present only numerical results. Our decoherence model is described in Section 3. For  $B = 1$ , the resulting CTMC is illustrated in Figure 7.

The analysis of this model is almost identical to that of the  $B = 1$  system without decoherence. As with the latter, the capacity region is bounded above by two lines:

$$y_1 = -\frac{\mu(3k-2)(\alpha + (k-2)\mu) + 2\alpha^2}{\mu(k-2)((2k-1)\mu + \alpha)}x_1 + \frac{k(k-1)\mu^2}{(2k-1)\mu + \alpha},$$

$$y_2 = -\frac{2(k-1)^2\mu^2 + (k\mu + \alpha)((k-2)\mu + 2\alpha)}{\mu(k-2)(k\mu + \alpha)}x_2 + \frac{k(k-1)\mu^2}{k\mu + \alpha}.$$

To avoid ambiguity, let  $C'_2$  and  $C'_3$  denote the bi- and tripartite capacities of a system with decoherence. As with the previous model,  $C'_2$  is maximized at  $r_1 = 1, r_2 = r_3 = 0$ ;  $C'_3$  is maximized at  $r_1 = r_3 = 0, r_2 = 1$ , and the point farthest from TDM is obtained by setting  $r_1 = 0, r_2 = r_3 = 1$ . The first bounding line passes through the points  $(0, C'_2(1, 0, 0))$  and  $(C'_3(0, 1, 1), C'_2(0, 1, 1))$ ; and the second line passes through  $(C'_3(0, 1, 1), C'_2(0, 1, 1))$  and  $(C'_3(0, 1, 0), 0)$ . Moreover, all points on the bounding lines are achievable, indicating that the bound is tight.

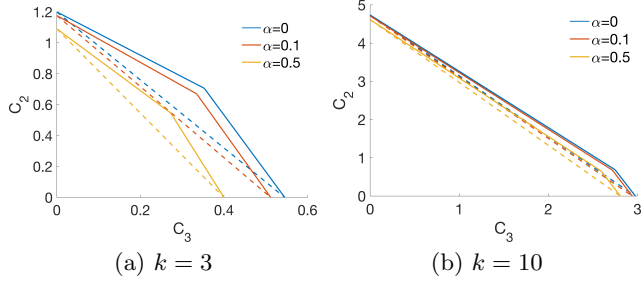


Figure 8: Capacity region for a system of buffer size one and varying number of links  $k$ , decoherence rates  $\alpha$ , and entanglement generation rate  $\mu = 1$ . The solid lines are the upper boundaries of the capacity region, and the dashed are TDM lines.

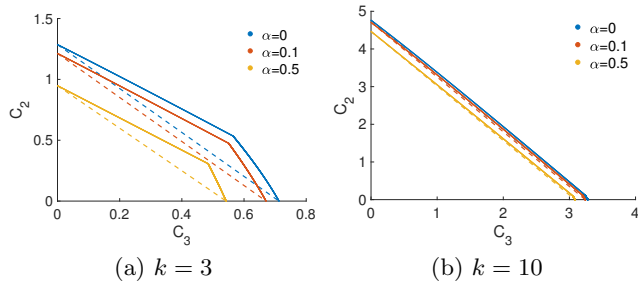


Figure 9: Capacity region for a system of buffer size two and varying number of links  $k$ , decoherence rates  $\alpha$ , and entanglement generation rate  $\mu = 1$ . The solid lines are the upper boundaries of the capacity region, and the dashed are TDM lines.

The capacities are given by

$$C'_2 = (k(k-1)\mu^2(2(\alpha r_1 + \mu r_3) + (k-2)\mu(1-r_2\bar{r}_1)))/D,$$

$$C'_3 = (k\mu^3(k-1)(k-2)\bar{r}_1 r_2)/D, \text{ where}$$

$$D = (k-1)\mu\bar{r}_1((k-2)\mu r_2 + k\mu) + (k\mu + (k-1)\mu r_1 + \alpha)((k-2 + 2r_3)\mu + 2\alpha).$$

Note that the denominator is quadratic in  $\alpha$ . This causes both  $C'_2$  and  $C'_3$  to tend to zero as  $\alpha \rightarrow \infty$ .

Figure 8 shows a comparison of the capacity regions for systems with  $B = 1$ , for three and ten links and different decoherence rates. For all cases,  $\mu$  is set to one: for qualitative results, we only need to concern ourselves with the value of  $\alpha$  relative to  $\mu$ . In real scenarios, we expect  $\alpha$  to be at least one order of magnitude less than  $\mu$ . From numerical results, we observe that the effect of decoherence on the capacity region is not significant, especially as the number of links grows. Analysis supports this observation, since we can show that

$$\lim_{k \rightarrow \infty} \frac{C'_2}{C_2} = 1 \text{ and } \lim_{k \rightarrow \infty} \frac{C'_3}{C_3} = 1.$$

Figure 9 shows a comparison for systems with  $B = 2$  and varying number of links and decoherence rates. Results are consistent with that of the case  $B = 1$ : the effects of decoherence on capacity are less apparent for larger  $k$  values.

## 7. CONCLUSION

In this work, we explore a set of policies for a quantum switch that can store up to two qubits per link and whose objective is to perform bi- and tripartite joint measurements to distribute two and three qubit entanglement to pairs and triples of users. We present analytical results for the case where the per-link buffer has size one. By comparing against TDM policies, we discover that better policies in terms of achievable bi- and tripartite capacities exist, but that as the number of links grows, the advantage of using such policies diminishes. We also compare the capacity regions for systems with different per-link buffer sizes and observe that systems with fewer links benefit more from the extra storage space than systems with a larger number of links. Finally, we model decoherence for both types of systems and present analytical results for the case with per-link buffer size one. Observations and analysis show that as the number of links increases, the effects of decoherence become less apparent.

## REFERENCES

- [1] C. H. Bennett, G. Brassard, C. Crépeau, R. Jozsa, A. Peres, and W. K. Wootters. Teleporting an unknown quantum state via dual classical and Einstein-Podolsky-Rosen channels. *Physical review letters*, 70(13):1895, 1993.
- [2] C. H. Bennett, G. Brassard, and N. D. Mermin. Quantum cryptography without Bell's theorem. *Physical review letters*, 68(5):557, 1992.
- [3] C. H. Bennett and S. J. Wiesner. Communication via one- and two-particle operators on Einstein-Podolsky-Rosen states. *Physical review letters*, 69(20):2881, 1992.
- [4] A. K. Ekert. Quantum cryptography based on Bell's theorem. *Physical review letters*, 67(6):661, 1991.
- [5] Z. Eldredge, M. Foss-Feig, J. A. Gross, S. L. Rolston, and A. V. Gorshkov. Optimal and secure measurement protocols for quantum sensor networks. *Physical Review A*, 97(4):042337, 2018.
- [6] F. Grasselli, H. Kampermann, and D. Bruß. Finite-key effects in multipartite quantum key distribution protocols. *New Journal of Physics*, 20(11):113014, 2018.
- [7] S. Guha, H. Krovi, C. A. Fuchs, Z. Dutton, J. A. Slater, et al. Rate-loss Analysis of an Efficient Quantum Repeater Architecture. *Phys. Rev. A*.
- [8] J.-C. Hao, C.-F. Li, and G.-C. Guo. Controlled dense coding using the Greenberger-Horne-Zeilinger state. *Physical Review A*, 63(5):054301, 2001.
- [9] L. Jiang, J. M. Taylor, A. S. Sørensen, and M. D. Lukin. Distributed quantum computation based on small quantum registers. *Physical Review A*, 76(6):062323, 2007.
- [10] P. Nain, G. Vardoyan, S. Guha, and D. Towsley. On the Analysis of a Multipartite Entanglement Distribution Switch. *Proc. ACM Sigmetrics 2020, in Proceedings of the ACM on Measurement and Analysis of Computing Systems (POMACS)*, 4(2, Article 23), June 2020.
- [11] M. A. Nielsen and I. Chuang. *Quantum Computation and Quantum Information*, 2002.
- [12] M. Pant, H. Krovi, D. Towsley, L. Tassiulas, L. Jiang, P. Basu, D. Englund, and S. Guha. Routing Entanglement in the Quantum Internet. 2019.
- [13] S. Pirandola, R. Laurenza, C. Ottaviani, and L. Banchi. Fundamental limits of repeaterless quantum communications. *Nature communications*, 8(1):1–15, 2017.
- [14] E. Schoute, L. Mancinska, T. Islam, I. Kerenidis, and S. Wehner. Shortcuts to quantum network routing. Oct. 2016.
- [15] R. Van Meter. *Quantum networking*. John Wiley & Sons, 2014.
- [16] G. Vardoyan, S. Guha, P. Nain, and D. Towsley. On the stochastic analysis of a quantum entanglement switch. *ACM SIGMETRICS Perf. Eval. Rev.*, 2019.