



HAL
open science

GECCO 2018 tutorial on evolutionary multiobjective optimization

Dimo Brockhoff

► **To cite this version:**

Dimo Brockhoff. GECCO 2018 tutorial on evolutionary multiobjective optimization. GECCO '18 Companion: Proceedings of the Genetic and Evolutionary Computation Conference Companion, Jul 2018, Kyoto, Japan. hal-01943586

HAL Id: hal-01943586

<https://inria.hal.science/hal-01943586v1>

Submitted on 3 Dec 2018

HAL is a multi-disciplinary open access archive for the deposit and dissemination of scientific research documents, whether they are published or not. The documents may come from teaching and research institutions in France or abroad, or from public or private research centers.

L'archive ouverte pluridisciplinaire **HAL**, est destinée au dépôt et à la diffusion de documents scientifiques de niveau recherche, publiés ou non, émanant des établissements d'enseignement et de recherche français ou étrangers, des laboratoires publics ou privés.

GECCO 2018 Tutorial on Evolutionary Multiobjective Optimization

Dimo Brockhoff
dimo.brockhoff@inria.fr

updated slides will be available at
<http://www.cmap.polytechnique.fr/~dimo.brockhoff/>



Permission to make digital or hard copies of part or all of this work for personal or classroom use is granted without fee provided that copies are not made or distributed for profit or commercial advantage and that copies bear this notice and the full citation on the first page. Copyrights for third-party components of this work must be honored. For all other uses, contact the Owner/Author.

GECCO'18 Companion, July 15-19, 2018, Kyoto, Japan © 2018 Copyright is held by the owner/author(s).

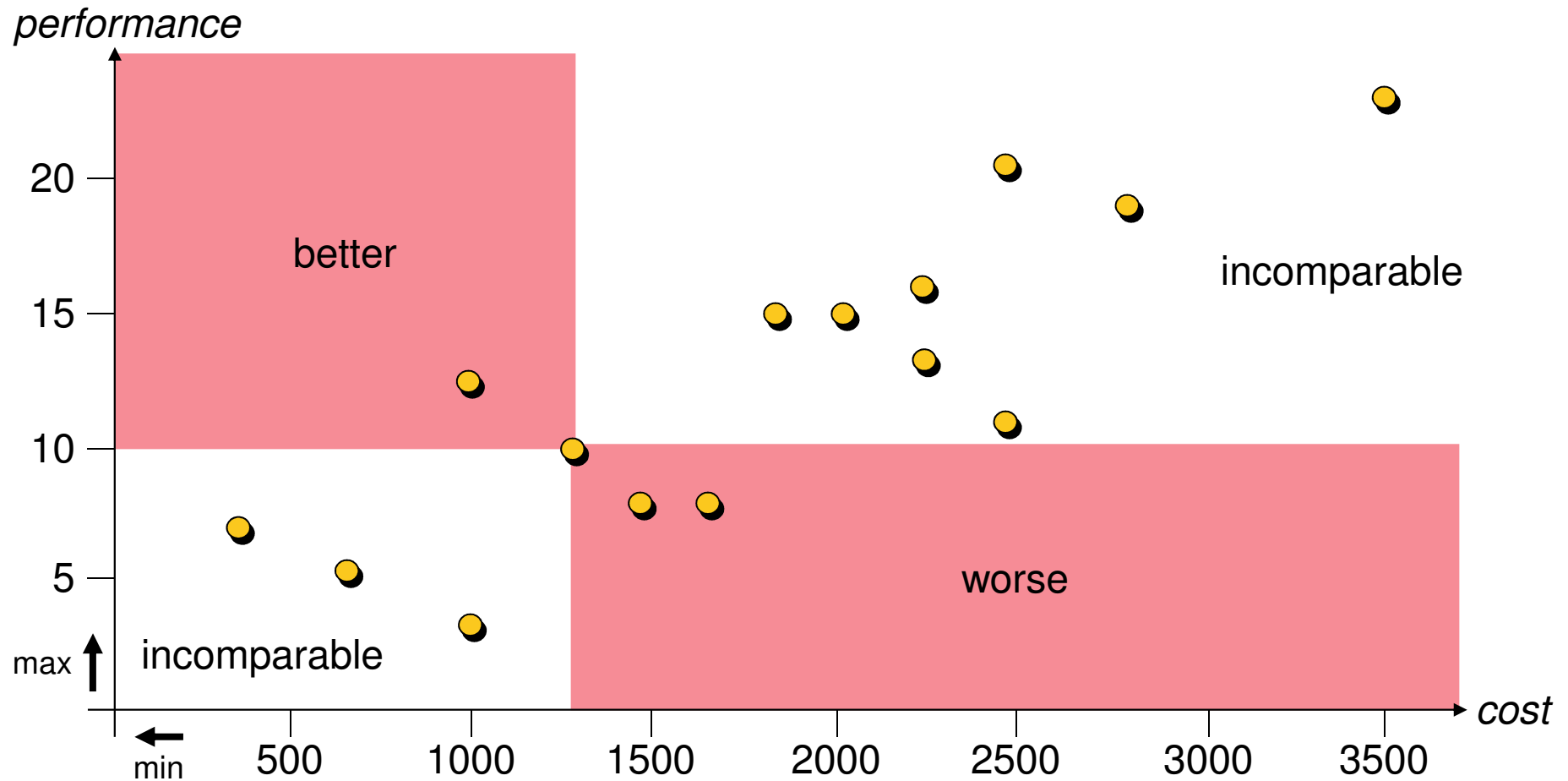
ACM ISBN 978-1-4503-5764-7/18/07.

<https://doi.org/10.1145/3205651.3207864>

A Brief Introduction to Multiobjective Optimization

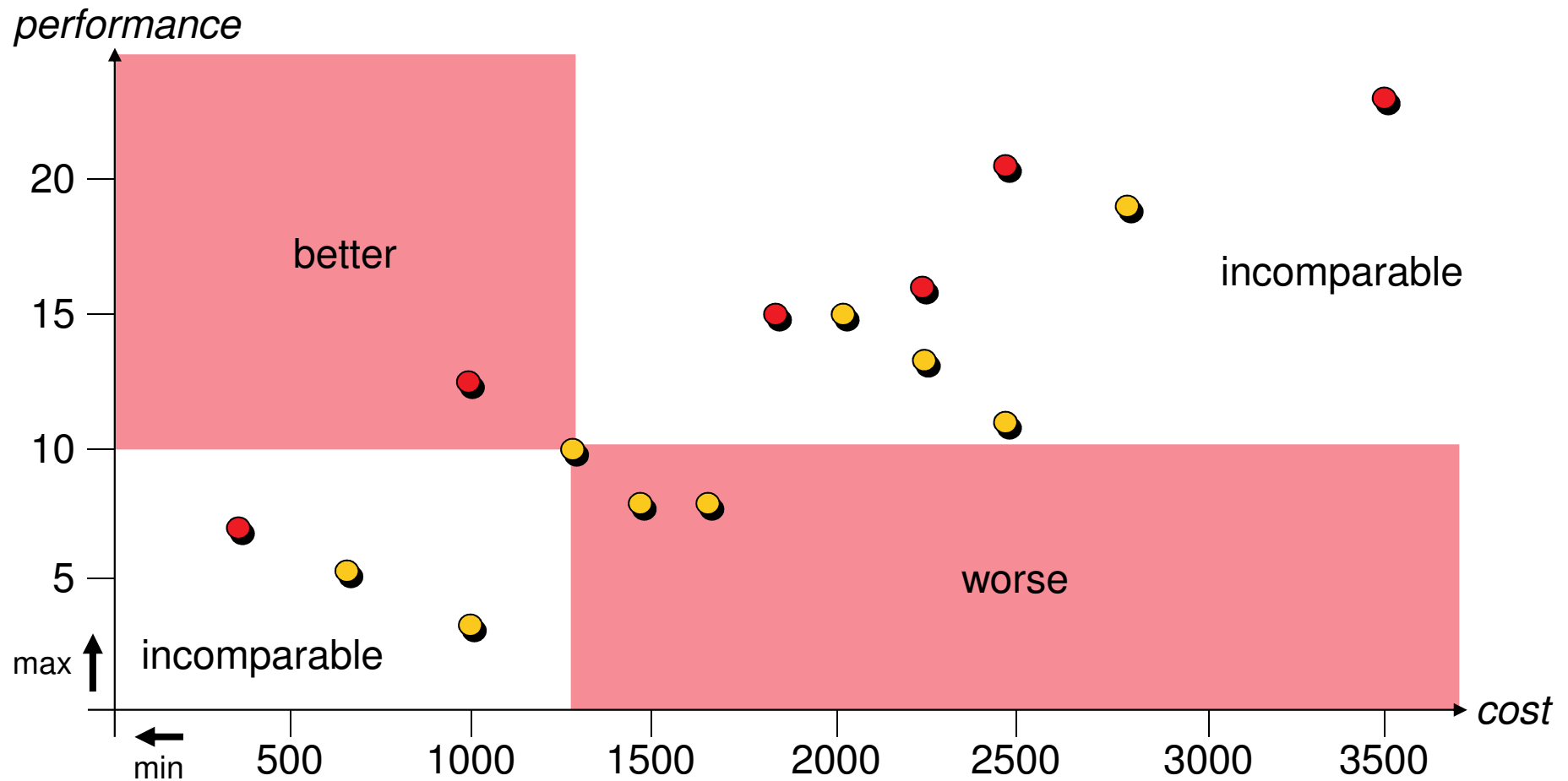
Multiobjective Optimization

Multiple objectives that have to be optimized simultaneously



A Brief Introduction to Multiobjective Optimization

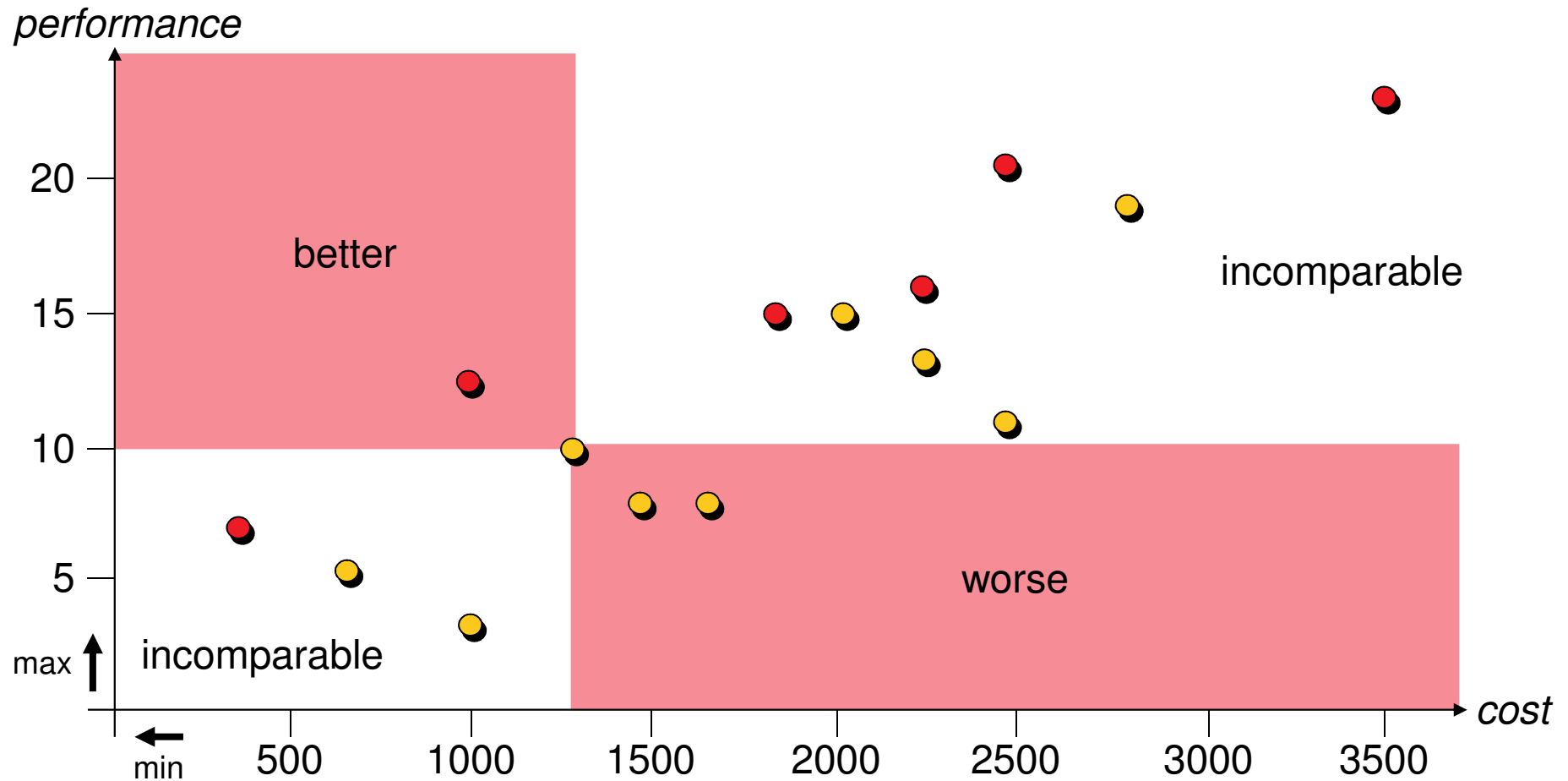
- Observations:**
- ① there is no single optimal solution, but
 - ② some solutions (●) are better than others (●)



A Brief Introduction to Multiobjective Optimization

u weakly Pareto dominates v ($u \leq_{par} v$): $\forall 1 \leq i \leq k : f_i(u) \leq f_i(v)$

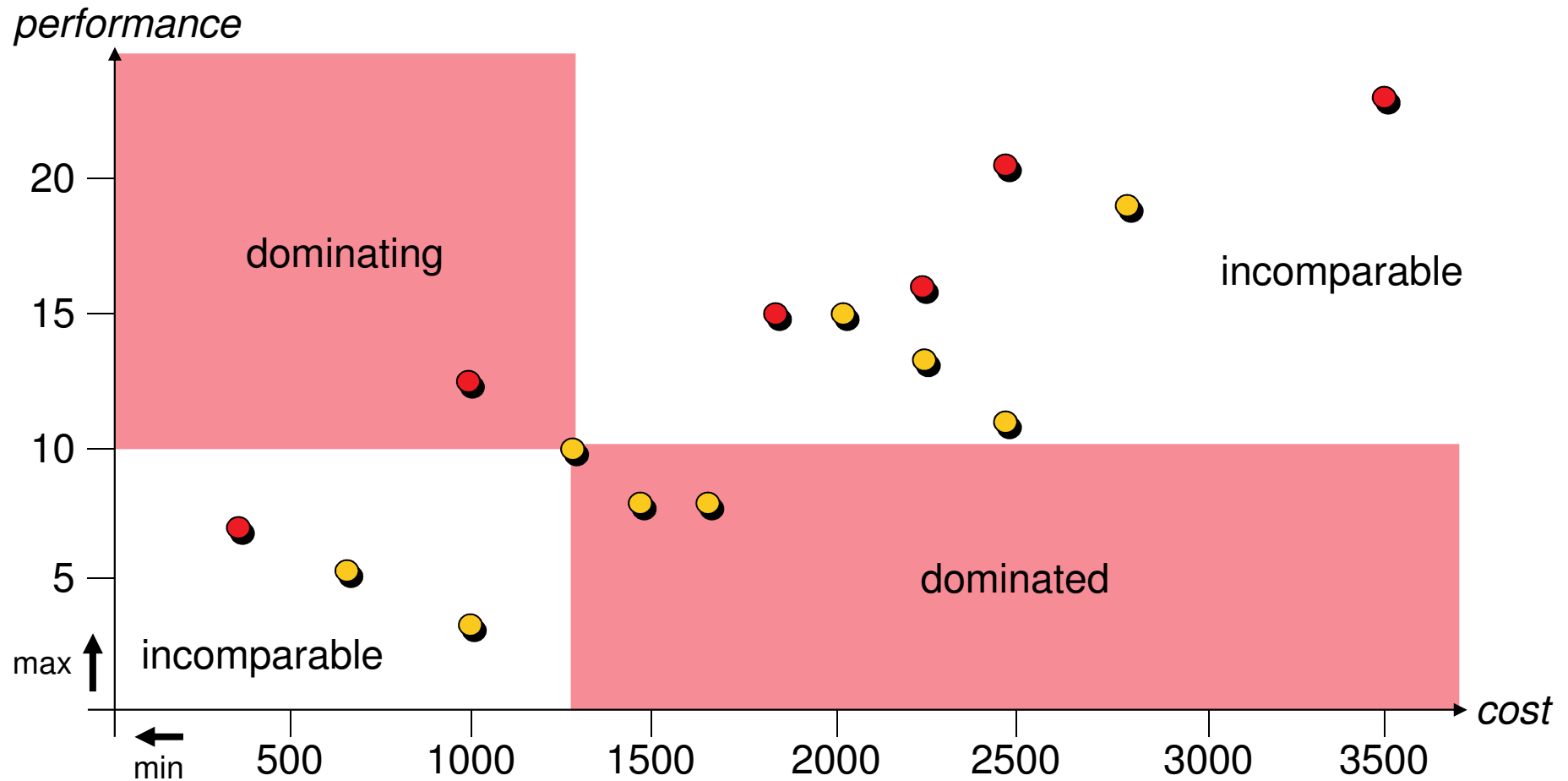
u Pareto dominates v ($u <_{par} v$): $u \leq_{par} v \wedge v \not\leq_{par} u$



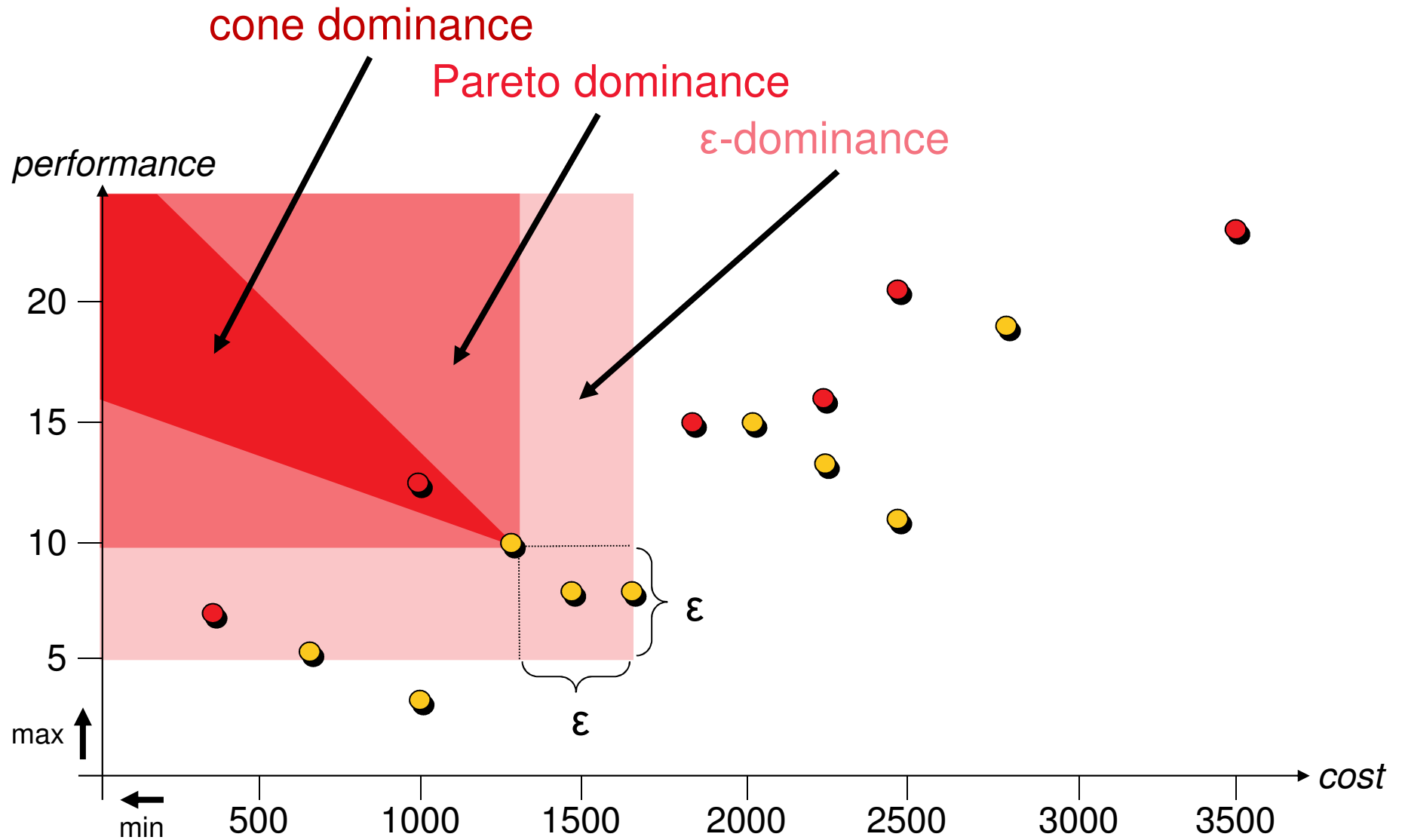
A Brief Introduction to Multiobjective Optimization

u weakly Pareto dominates v ($u \leq_{par} v$): $\forall 1 \leq i \leq k : f_i(u) \leq f_i(v)$

u Pareto dominates v ($u <_{par} v$): $u \leq_{par} v \wedge v \not\leq_{par} u$



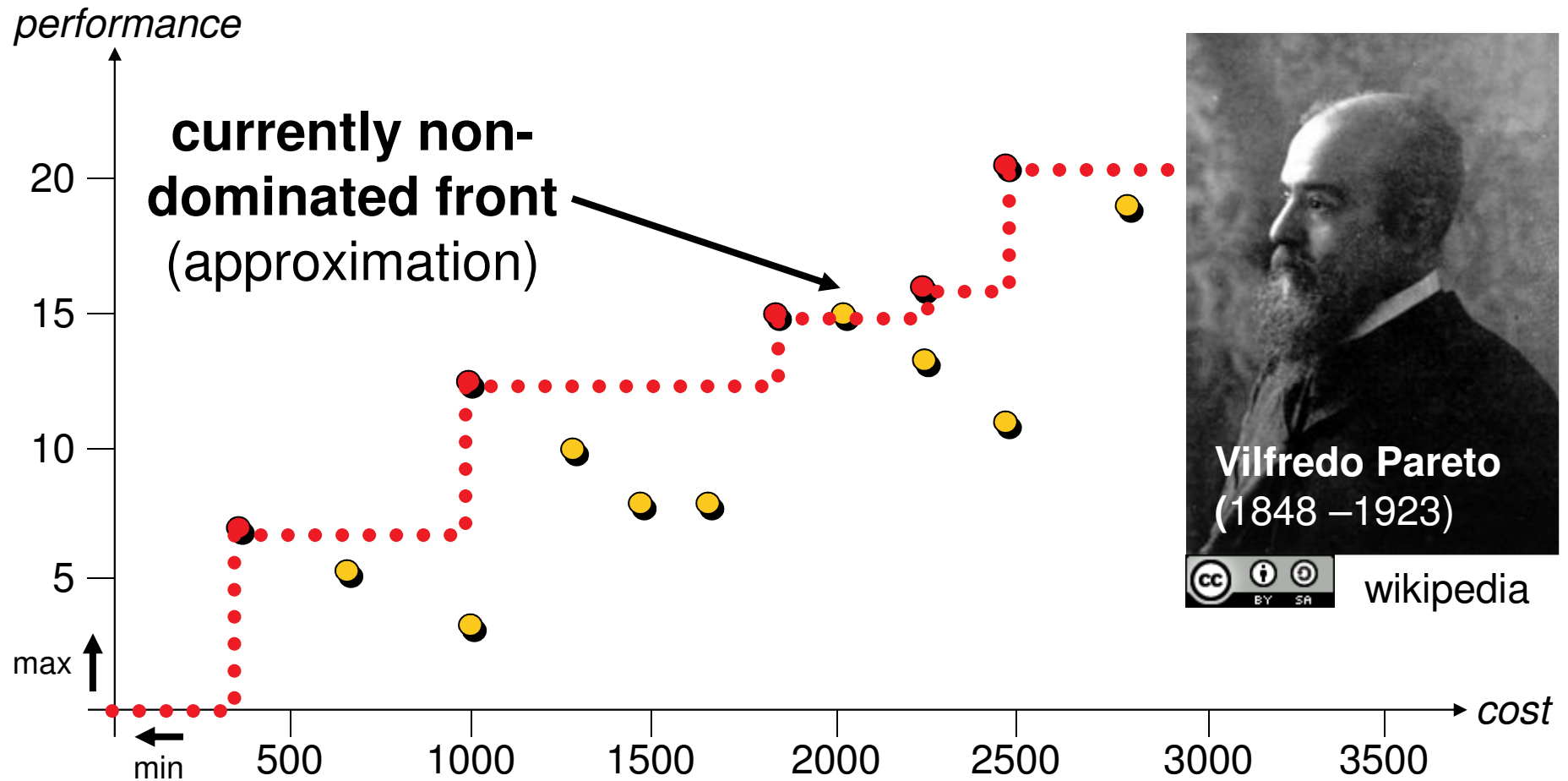
A Brief Introduction to Multiobjective Optimization



A Brief Introduction to Multiobjective Optimization

Pareto set: set of all non-dominated solutions (decision space)

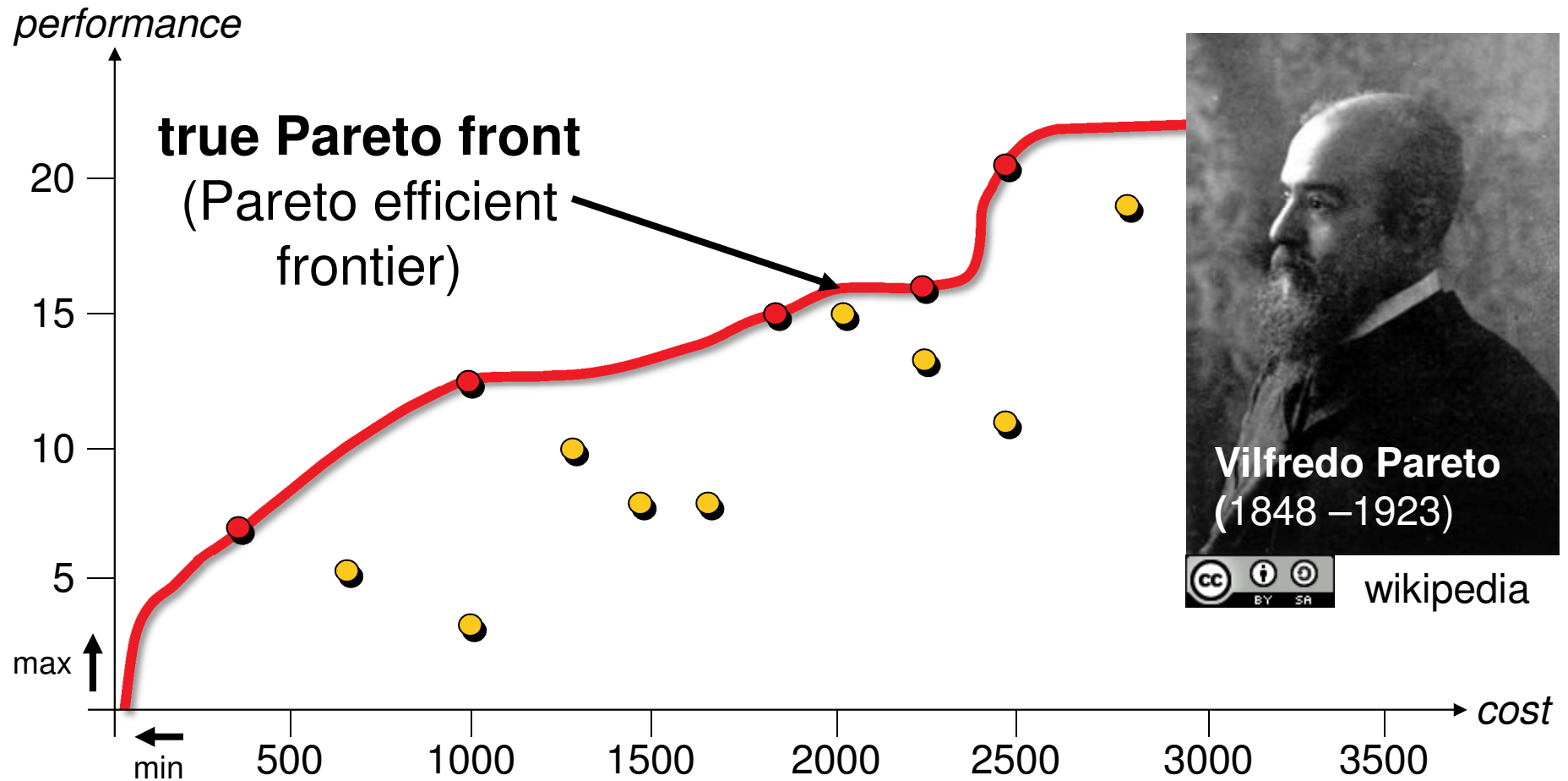
Pareto front: its image in the objective space



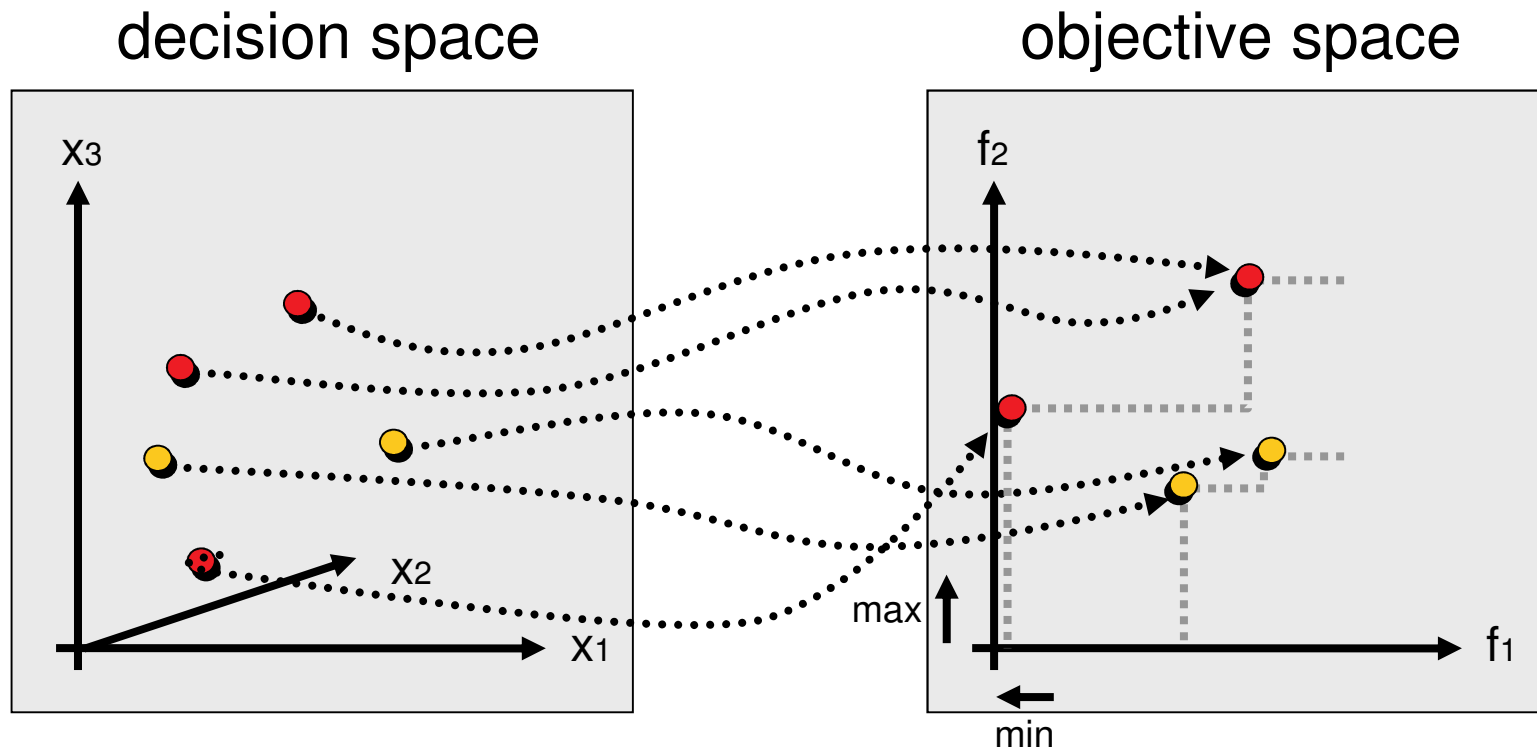
A Brief Introduction to Multiobjective Optimization

Pareto set: set of all non-dominated solutions (decision space)

Pareto front: its image in the objective space

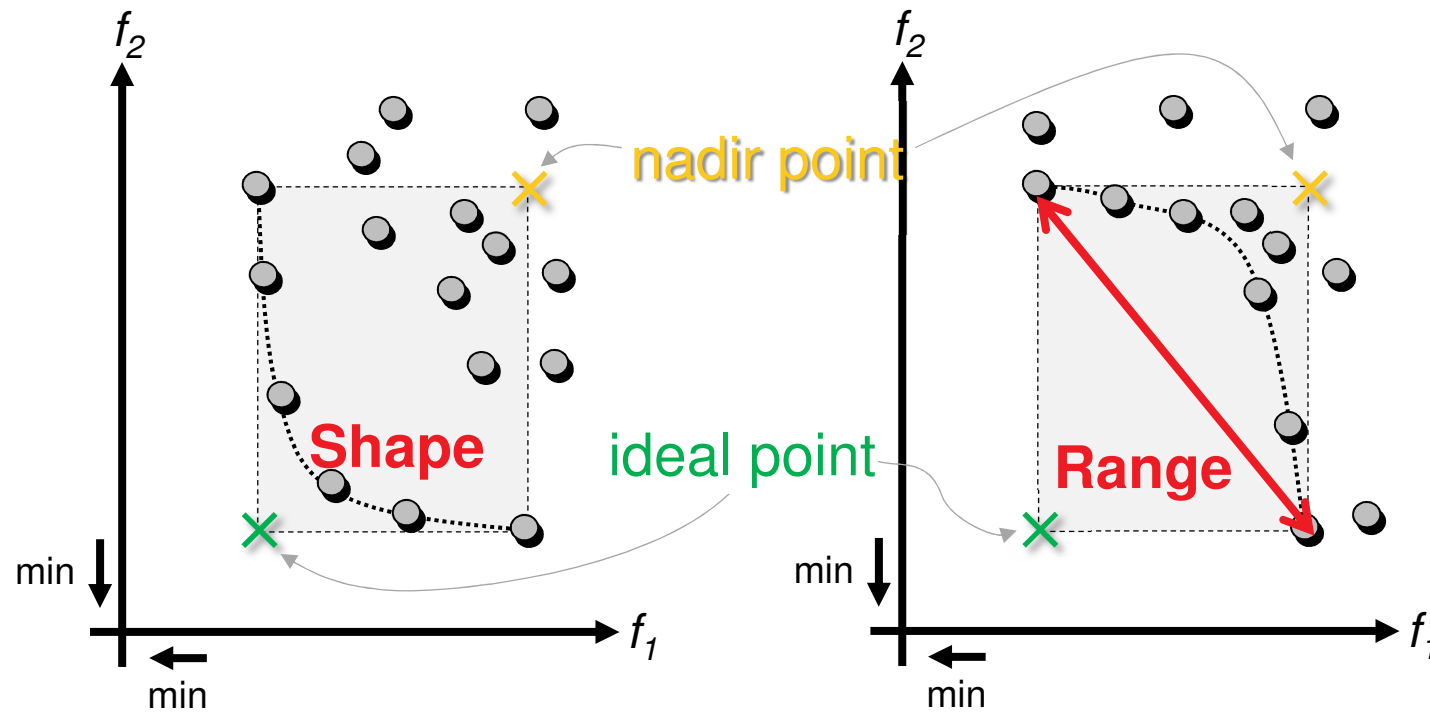


A Brief Introduction to Multiobjective Optimization



solution of Pareto-optimal set ● vector of Pareto-optimal front
non-optimal **decision vector** ● non-optimal **objective vector**

A Brief Introduction to Multiobjective Optimization

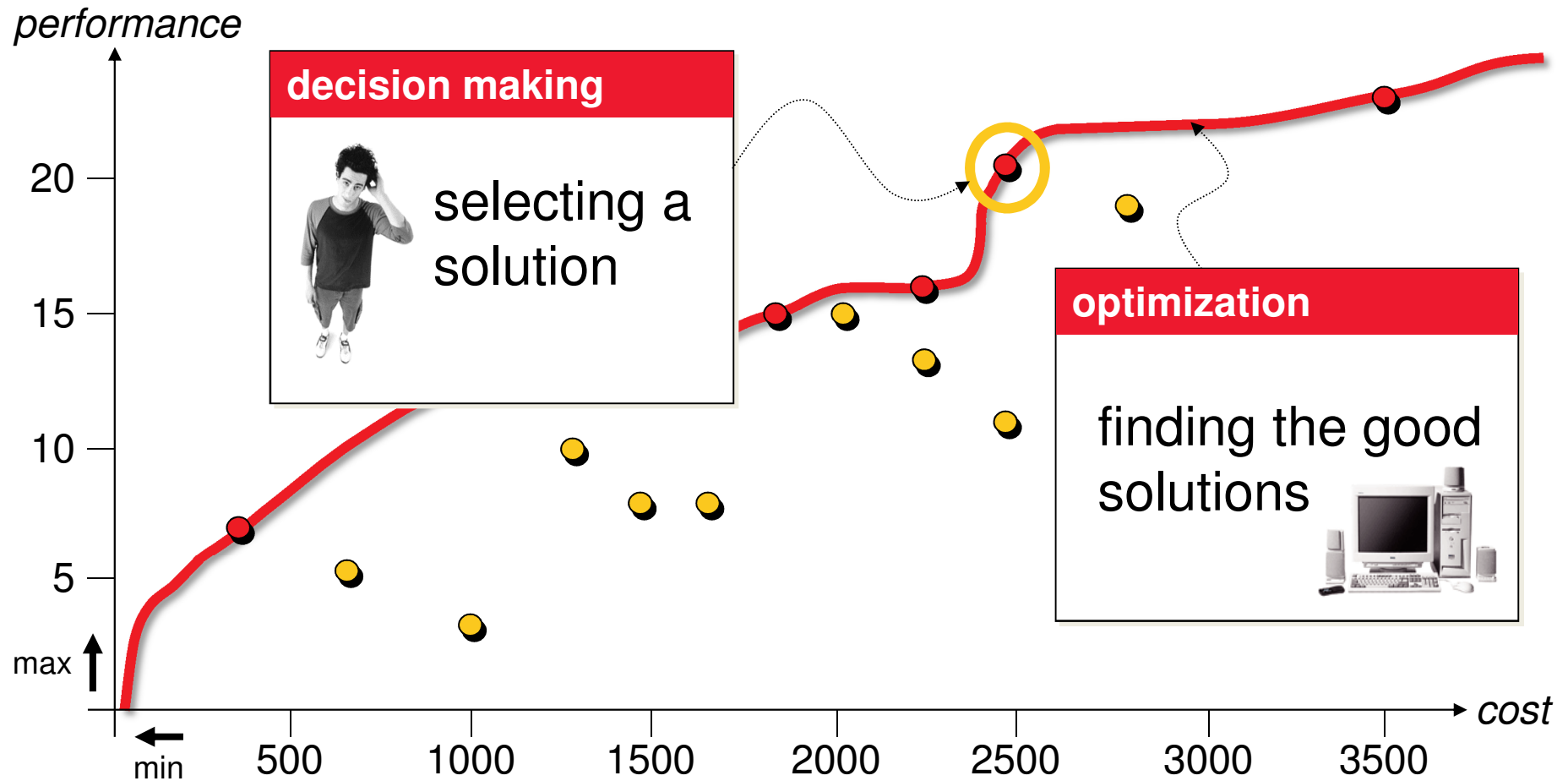


ideal point: best values
nadir point: worst values } obtained for *Pareto-optimal* points

Optimization vs. Decision Making

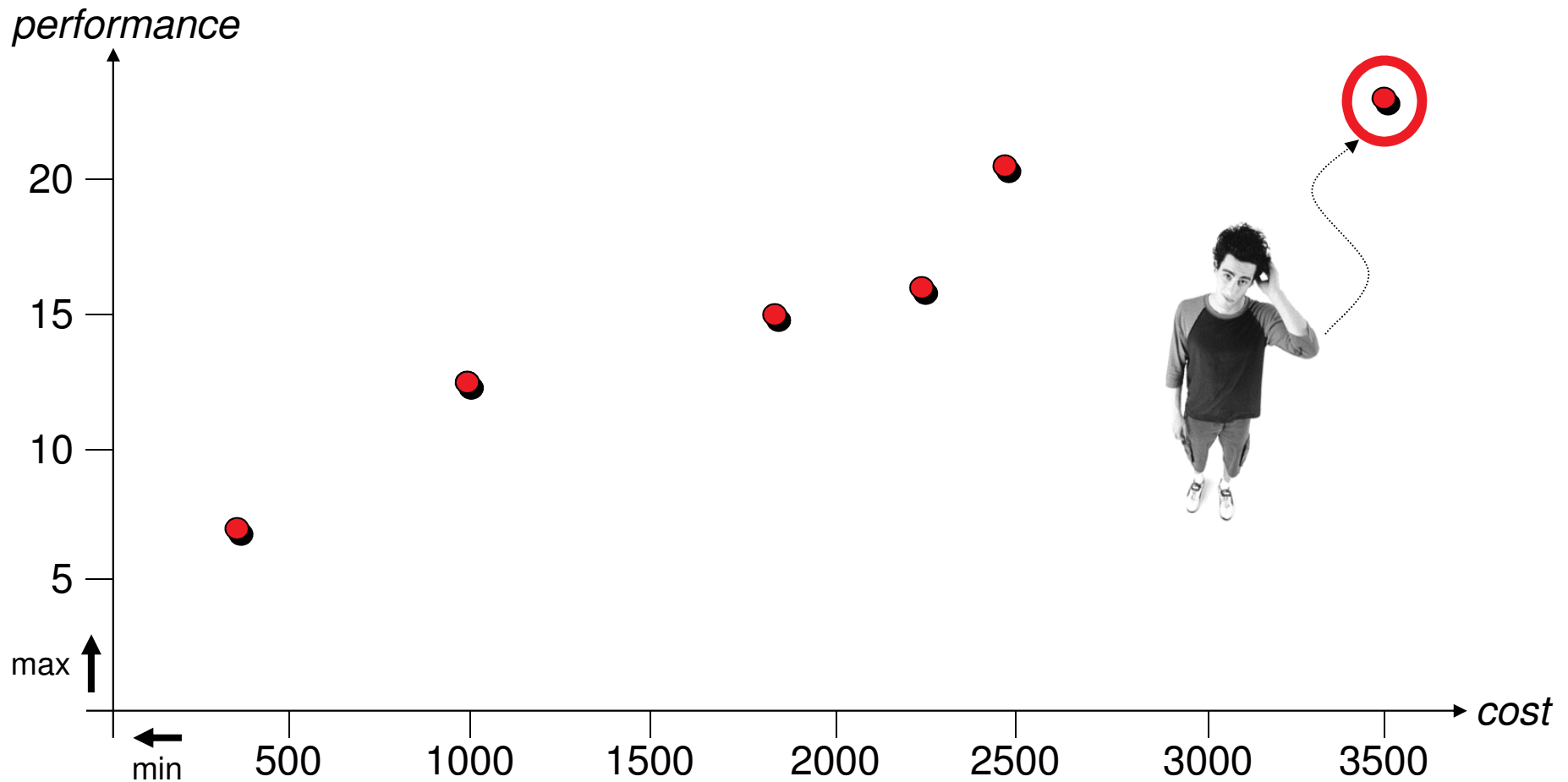
Multiobjective Optimization

combination of optimization of a set and a decision for a solution



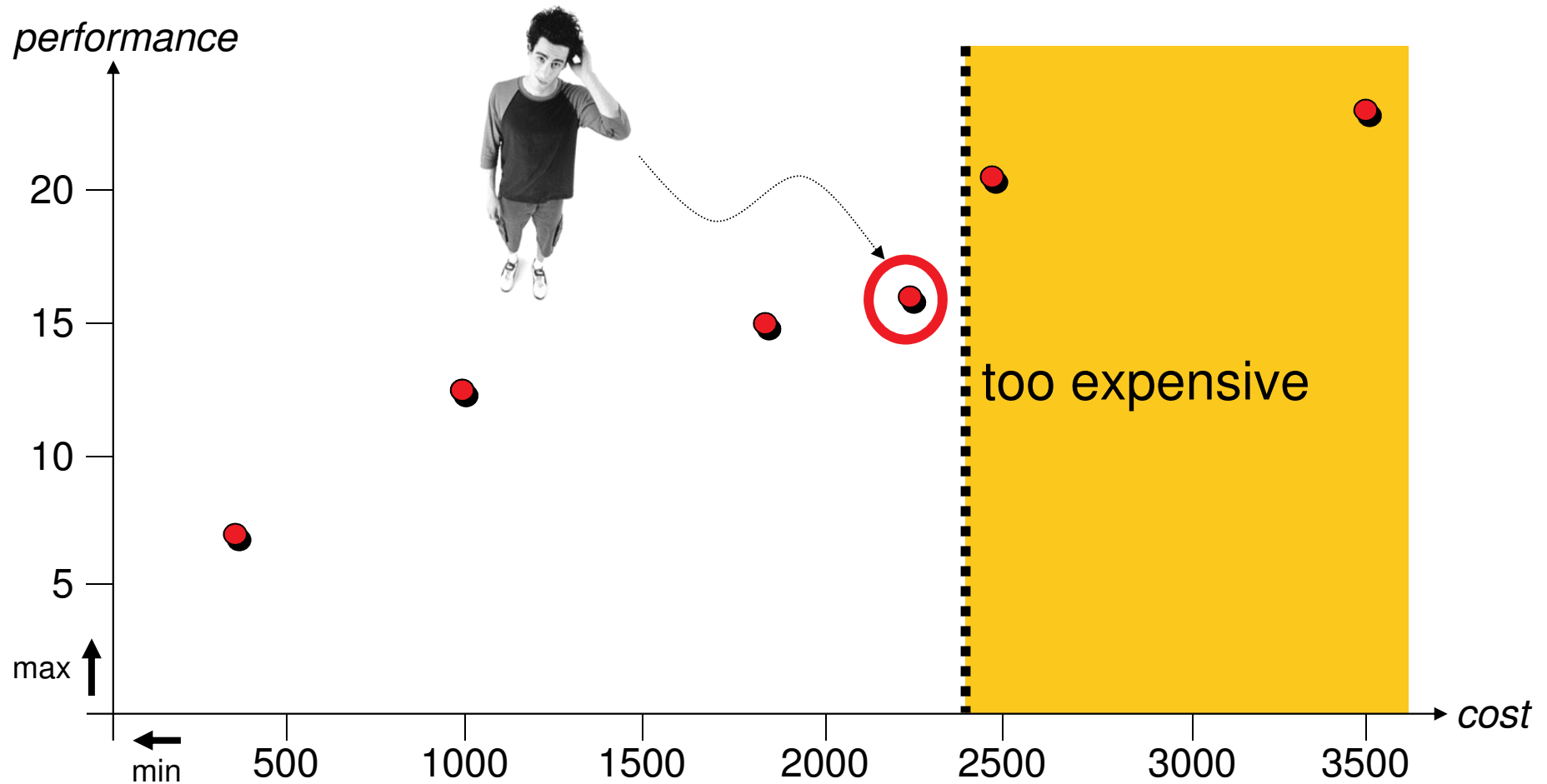
Selecting a Solution: Examples

Possible Approaches: ① **ranking:** performance more important than cost



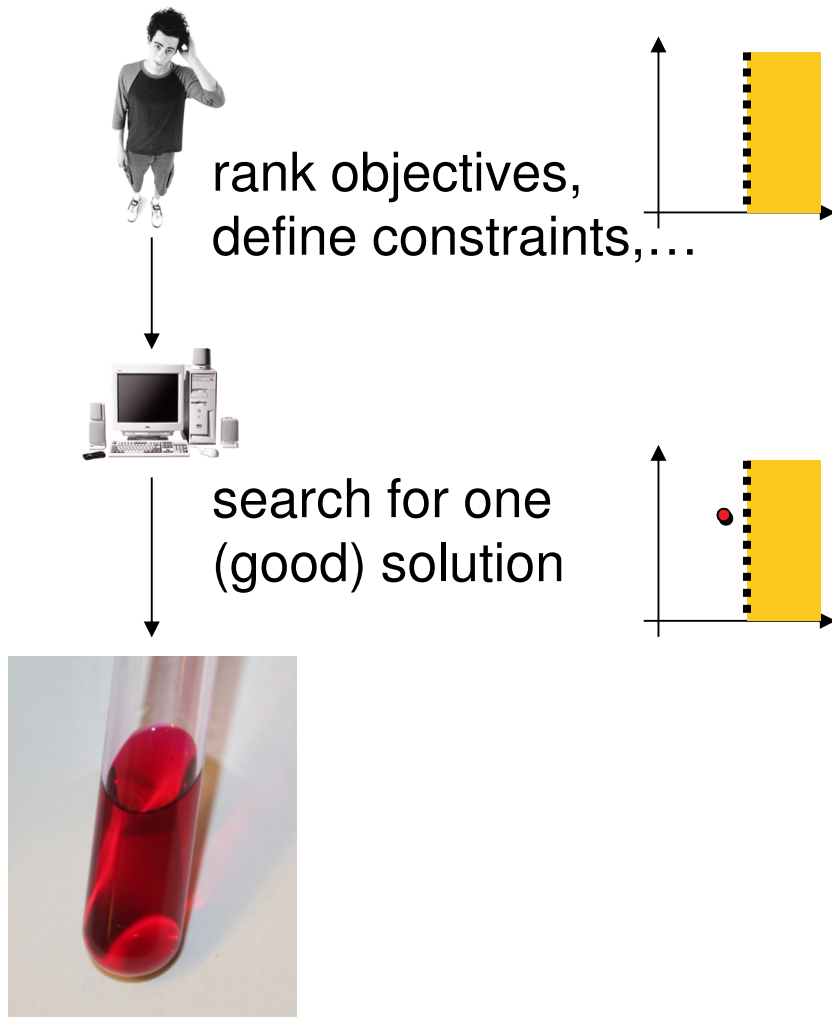
Selecting a Solution: Examples

- Possible Approaches:**
- ① ranking: performance more important than cost
 - ② constraints: cost must not exceed 2400



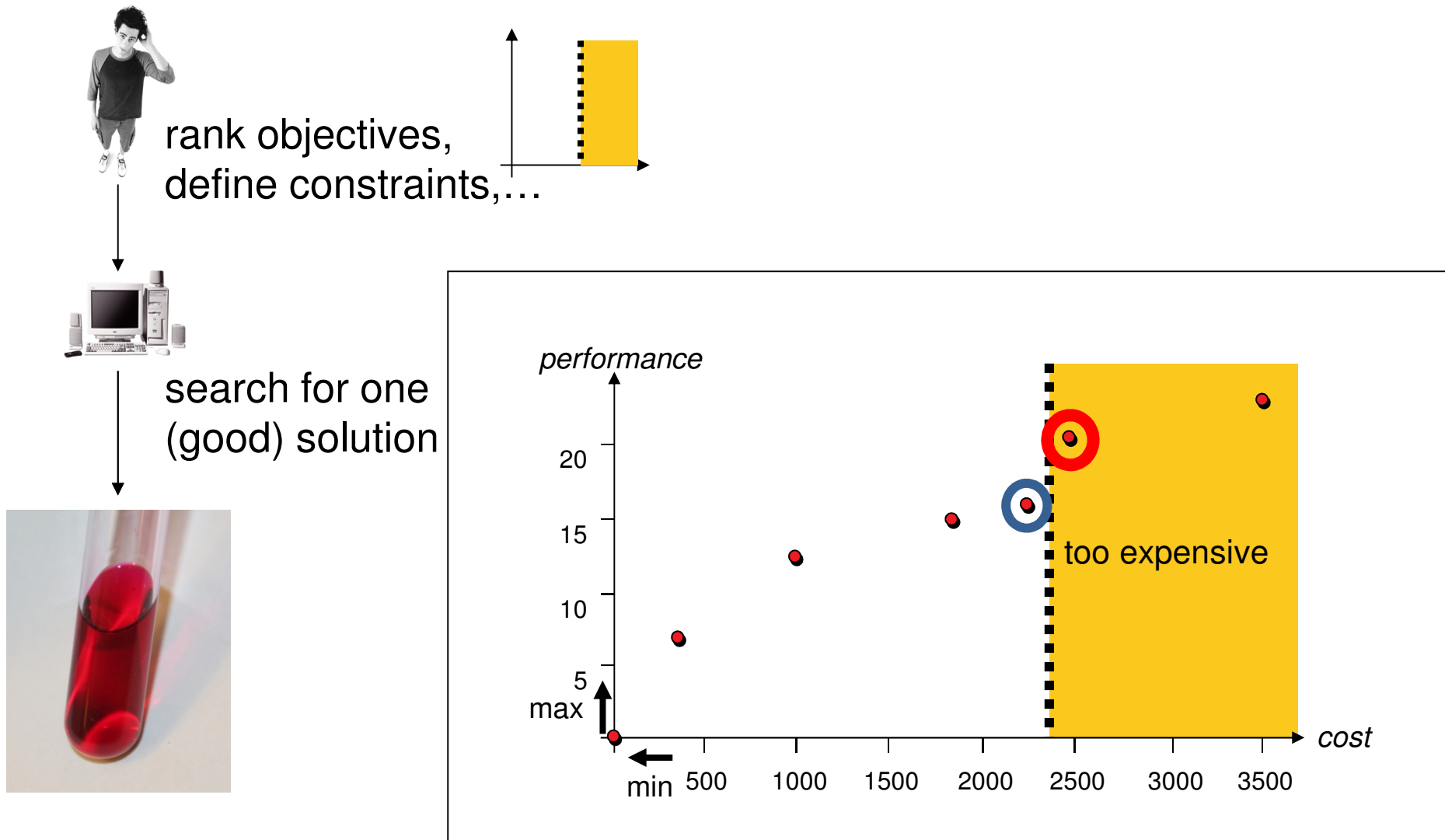
When to Make the Decision

Before Optimization:



When to Make the Decision

Before Optimization:

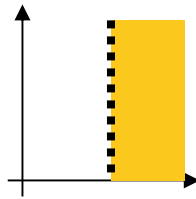


When to Make the Decision

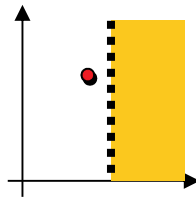
Before Optimization:



rank objectives,
define constraints,...



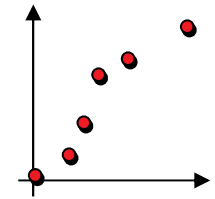
search for one
(good) solution



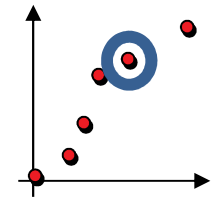
After Optimization:



search for a **set** of
(good) solutions



select one solution
considering
constraints, etc.

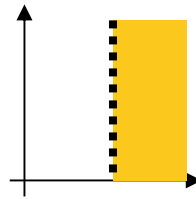


When to Make the Decision


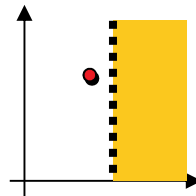
Before Optimization:



rank objectives,
define constraints,...



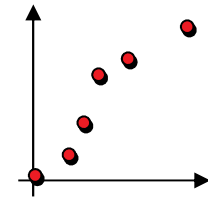
search for one
(good) solution



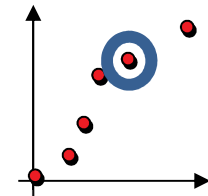
After Optimization:



search for a **set** of
(good) solutions



select one solution
considering
constraints, etc.



Focus: learning about a problem

- trade-off surface
- interactions among criteria
- structural information
- also: interactive optimization

Two Communities...



International Society on
Multiple Criteria Decision Making



- established field (beginning in 1950s/1960s)
- bi-annual conferences since 1975
- background in economics, math, management and social sciences
- focus on optimization and decision making

- quite young field (first papers in mid 1980s)
- bi-annual conference since 2001
- background in computer science, applied math and engineering
- focus on optimization algorithms

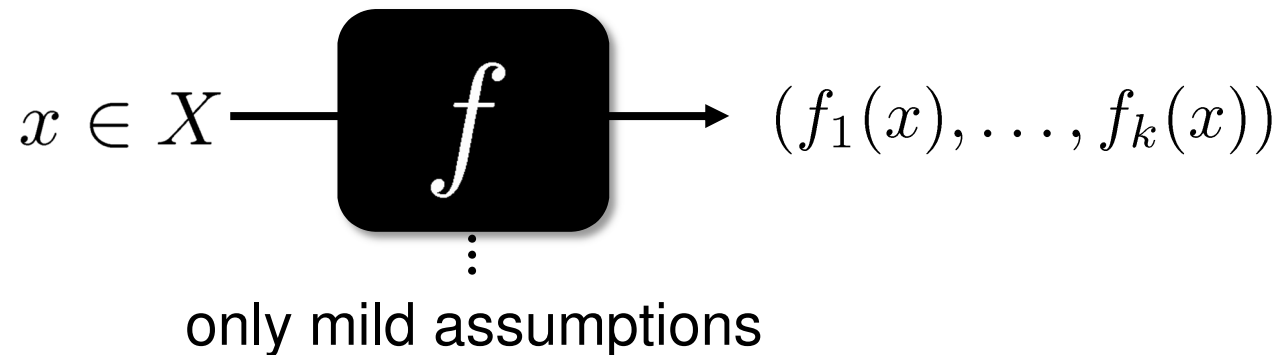
...Slowly Merge Into One



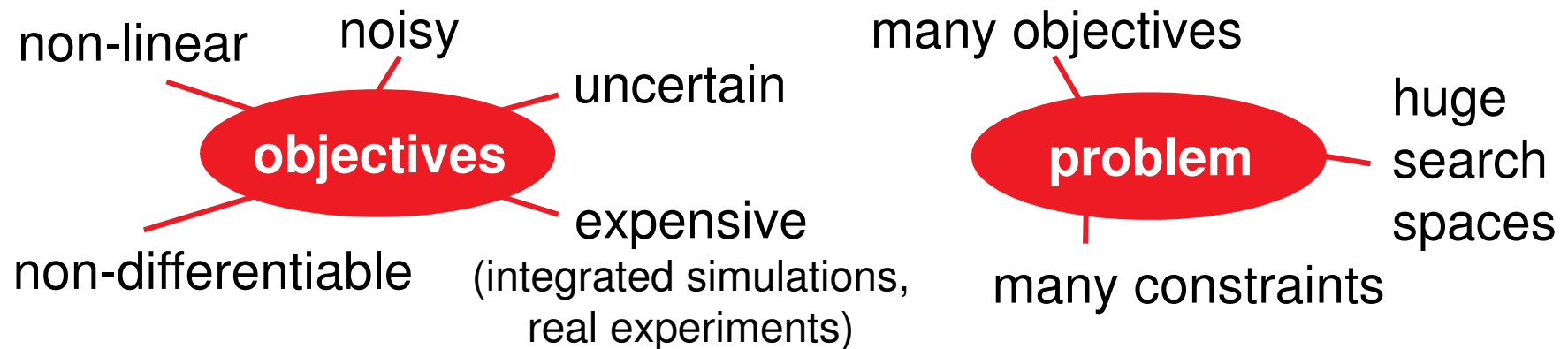
- MCDM track at EMO conference since 2009
- special sessions on EMO at the MCDM conference since 2008
- joint Dagstuhl seminars since 2004

One of the Main Differences

Blackbox optimization



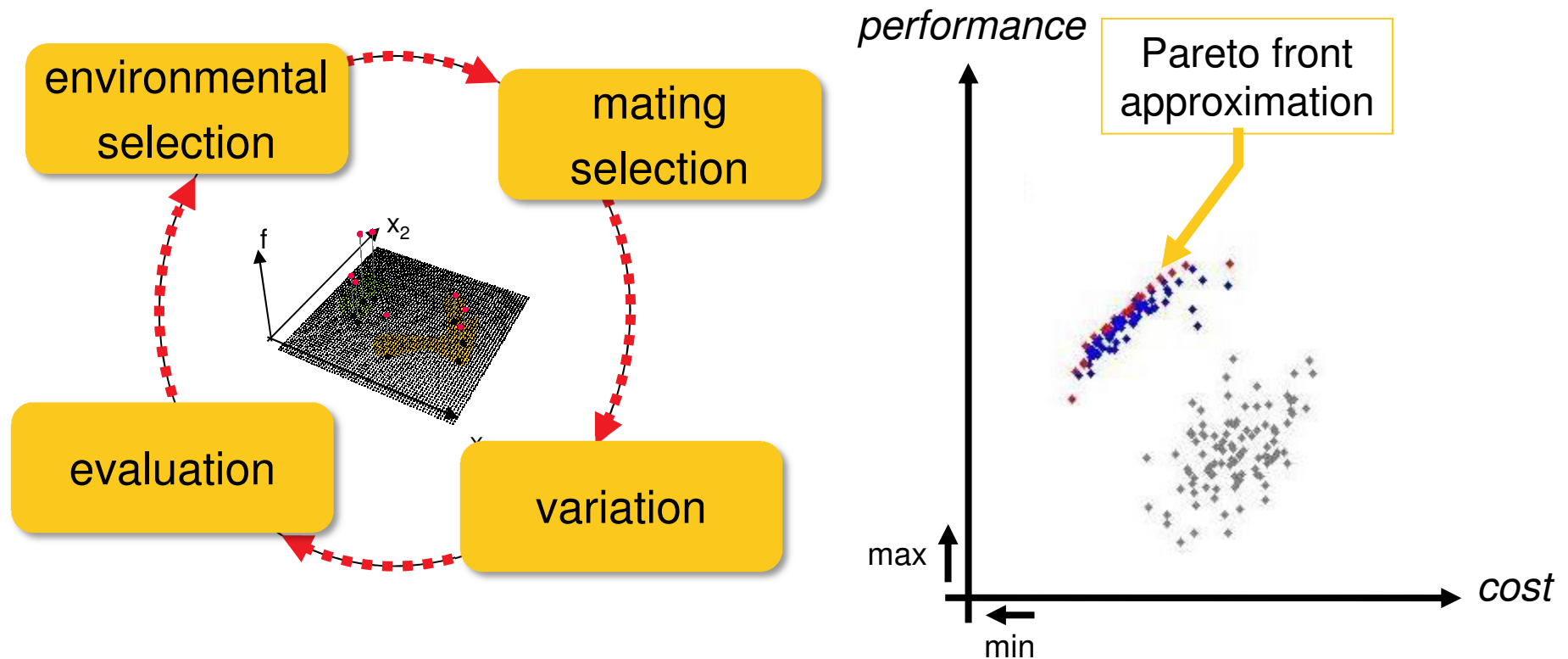
→ EMO therefore well-suited for real-world engineering problems



The Other Main Difference

Evolutionary Multiobjective Optimization

- set-based algorithms
- therefore possible to approximate the Pareto front in one run

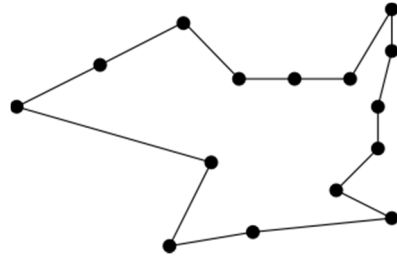


Multiobjectivization

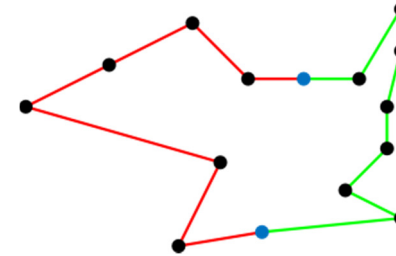
Some problems are easier to solve in a multiobjective scenario

example: TSP

[Knowles et al. 2001]



$$\pi \in S_n \rightarrow f(\pi)$$



$$\pi \in S_n \rightarrow (f_1(\pi, a, b), f_2(\pi, a, b))$$

Multiobjectivization

by **addition** of new “helper objectives” [Jensen 2004]

job-shop scheduling [Jensen 2004], frame structural design [Greiner et al. 2007], VRP [Watanabe and Sakakibara 2007], ...

by **decomposition** of the single objective

TSP [Knowles et al. 2001], minimum spanning trees [Neumann and Wegener 2006], protein structure prediction [Handl et al. 2008a], ...

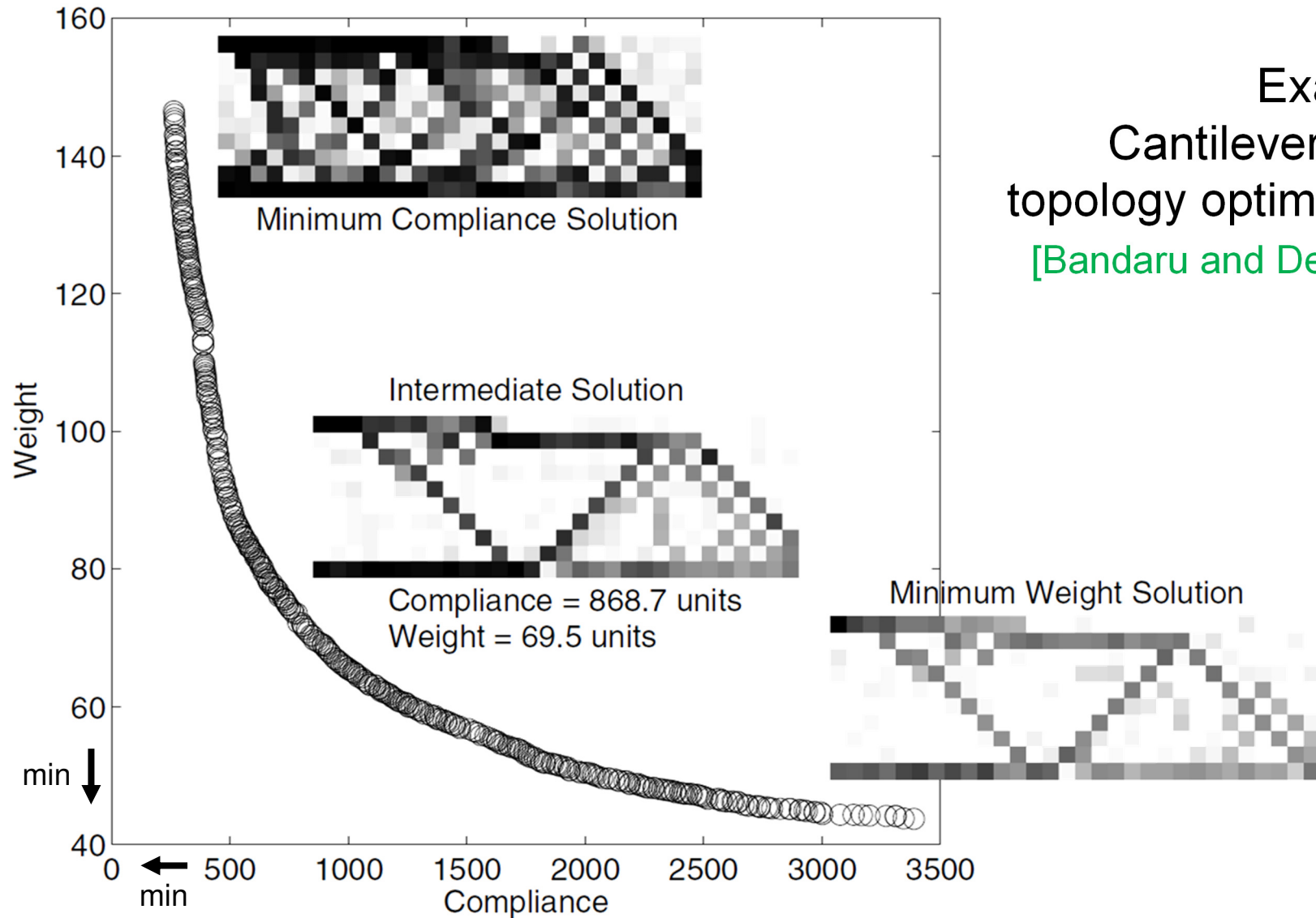
also backed up by theory e.g. [Brockhoff et al. 2009, Handl et al. 2008b]

related to **constrained** and **multimodal** single-objective optimization

see also this recent overview: [Segura et al. 2013]

Innovization

Often innovative design principles among solutions are found

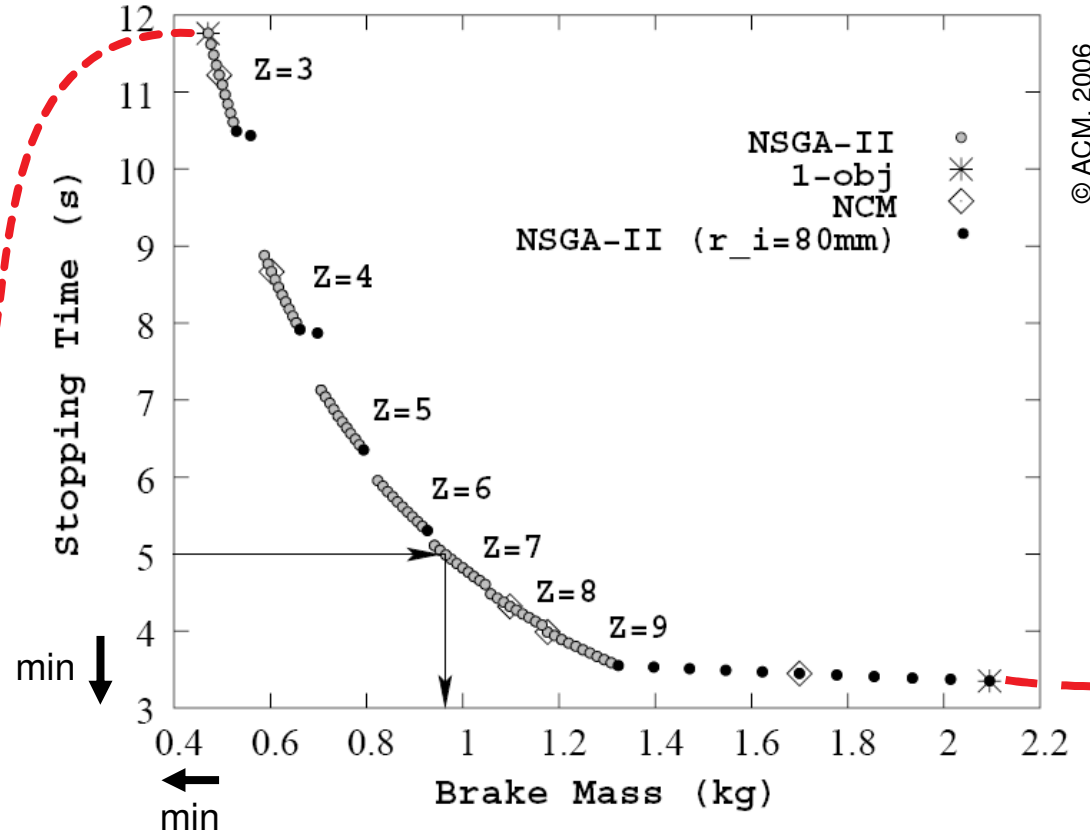


Example:
Cantilever beam
topology optimization
[Bandaru and Deb 2015]

Innovization

Often innovative design principles among solutions are found

Example:
Clutch brake design
[Deb and Srinivasan 2006]



© ACM, 2006

| Solution | x_1 | x_2 | x_3 | x_4 | x_5 | f_1 | f_2 |
|------------|-------|-------|-------|-------|-------|--------|---------|
| Min. f_1 | 70 | 90 | 1.5 | 1000 | 3 | 0.4704 | 11.7617 |
| Min. f_2 | 80 | 110 | 1.5 | 1000 | 9 | 2.0948 | 3.3505 |

Innovization

Often innovative design principles among solutions are found

Innovization [Deb and Srinivasan 2006]

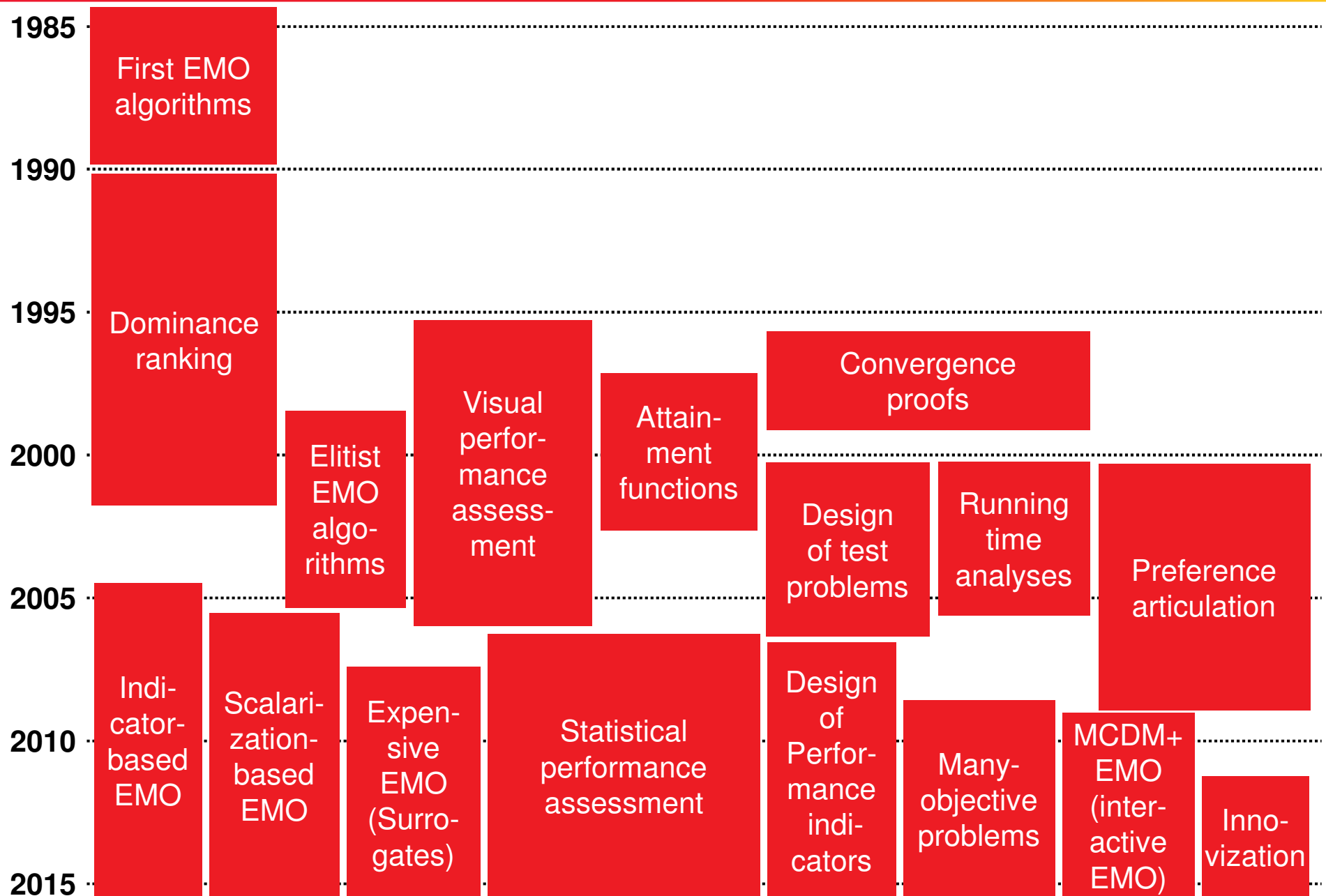
= using machine learning techniques to find new and innovative design principles among solution sets

= learning from/about a multi-objective optimization problem

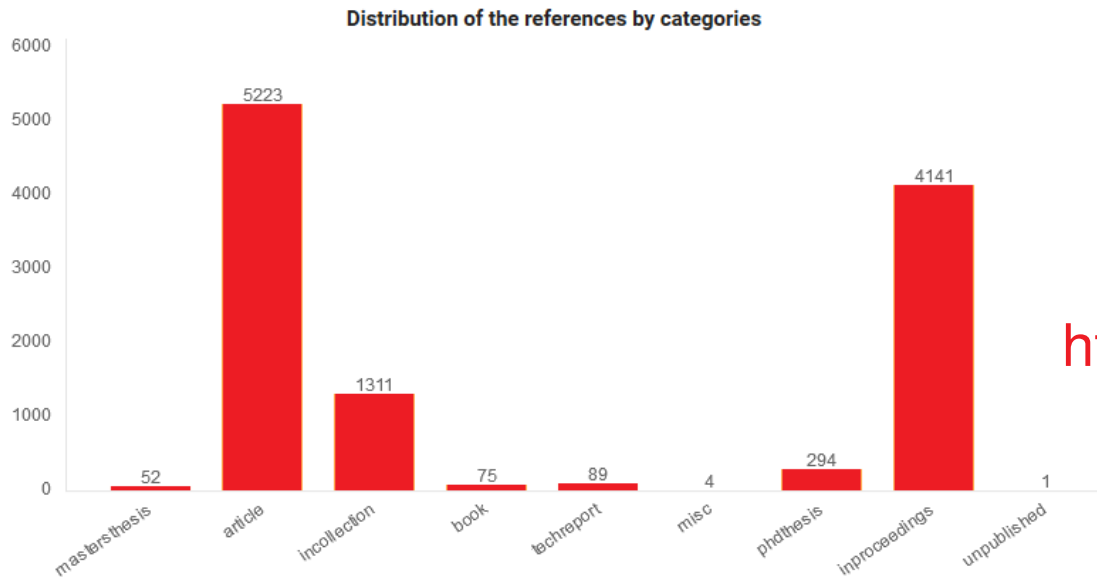
Other examples:

- SOM for supersonic wing design [Obayashi and Sasaki 2003]
- Biclustering for processor design and knapsack [Ulrich et al. 2007]
- Successful case studies in engineering
(noise barrier design, polymer extrusion, friction stir welding)
[Deb et al. 2014]

The History of EMO At A Glance

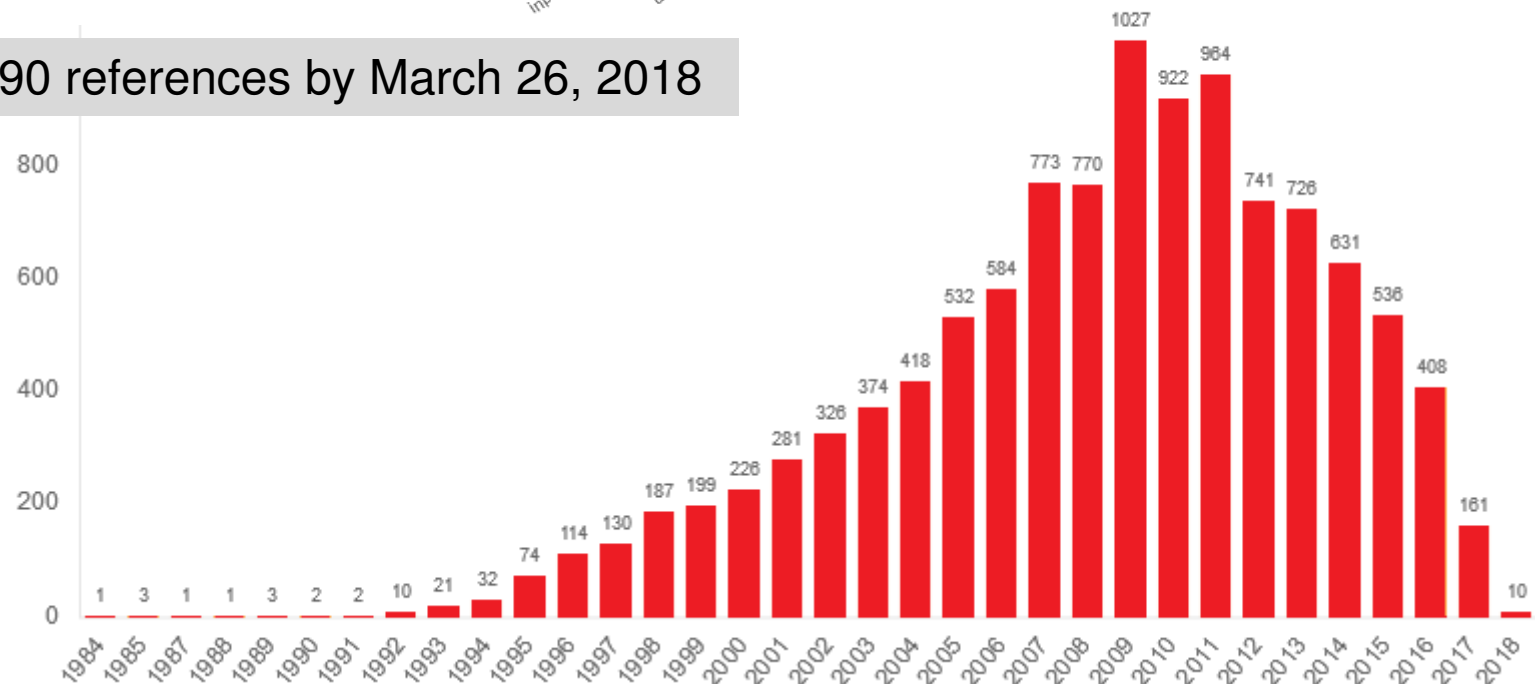


The History of EMO At A Glance



<https://emoo.cs.cinvestav.mx/>

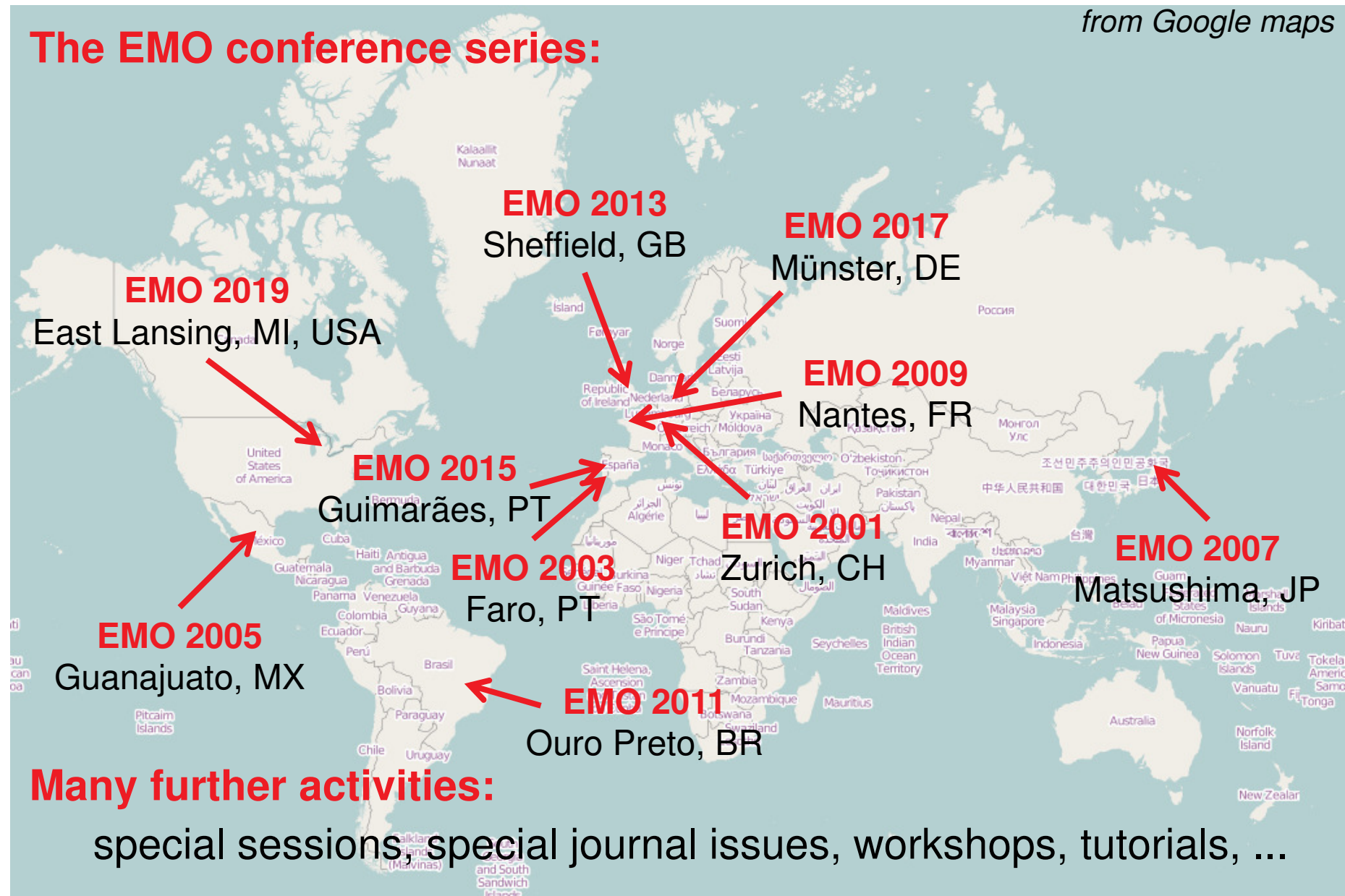
Overall: 11190 references by March 26, 2018



The EMO Community

from Google maps

The EMO conference series:



Many further activities:

special sessions, special journal issues, workshops, tutorials, ...

The Big Picture

Basic Algorithm Design Principles and Concepts

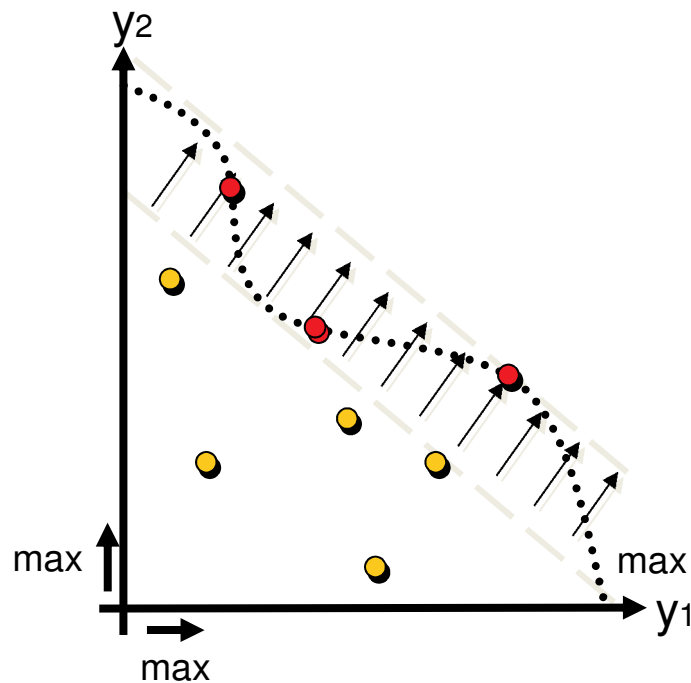
Performance Assessment and Benchmarking

Preference Articulation

Fitness Assignment: Principal Approaches

aggregation-based

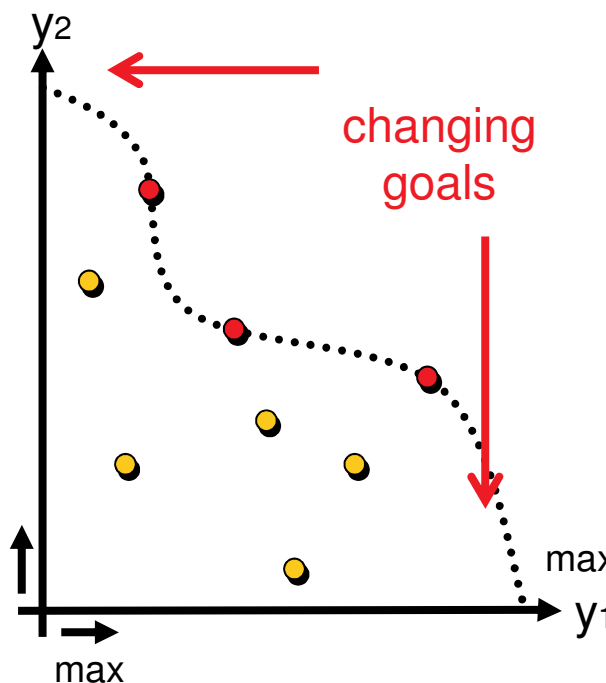
*problem decomposition
(multiple single-objective
optimization problems)*



solution-oriented
scaling-dependent

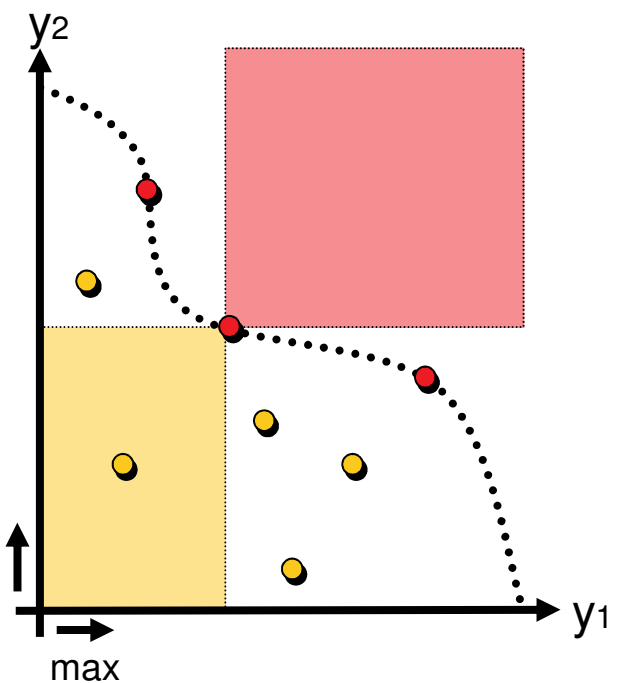
criterion-based

VEGA



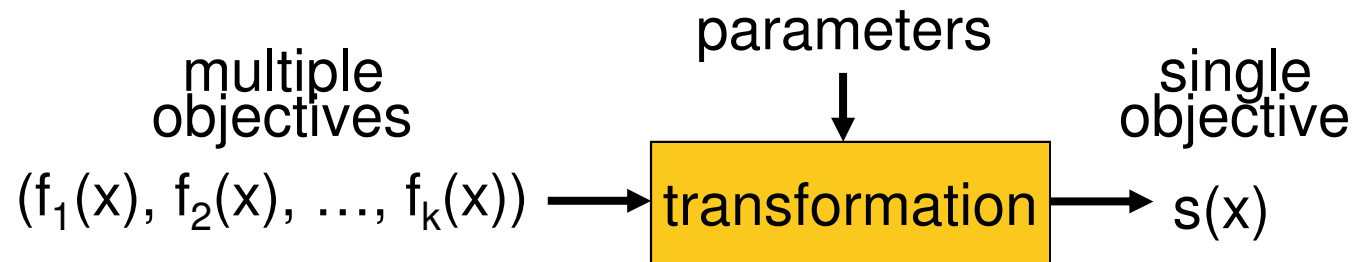
dominance-based

*SPEA2, NSGA-II
"modern" EMOA*



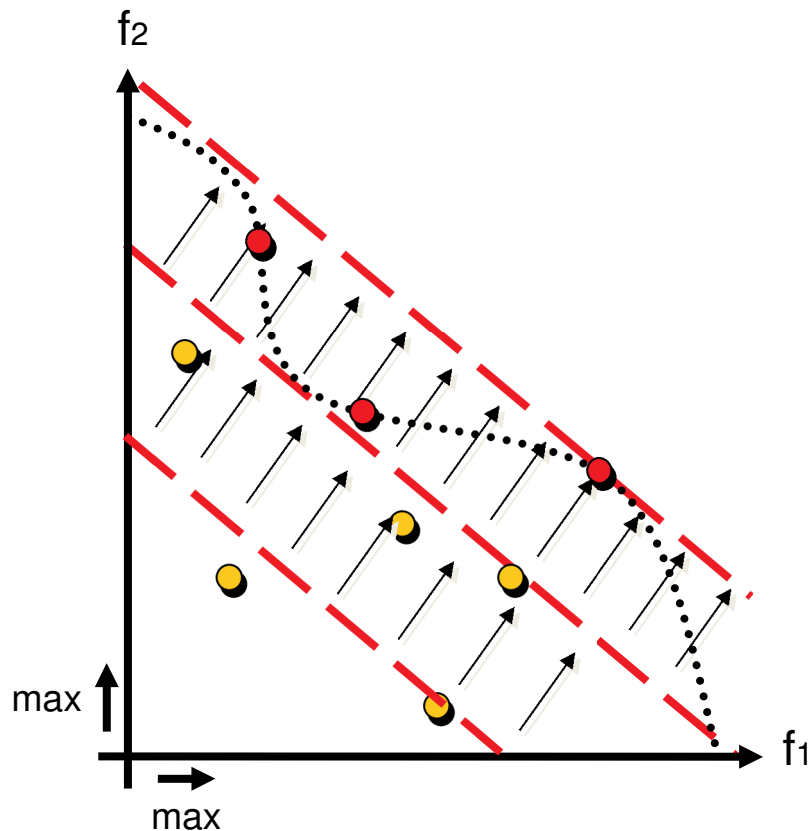
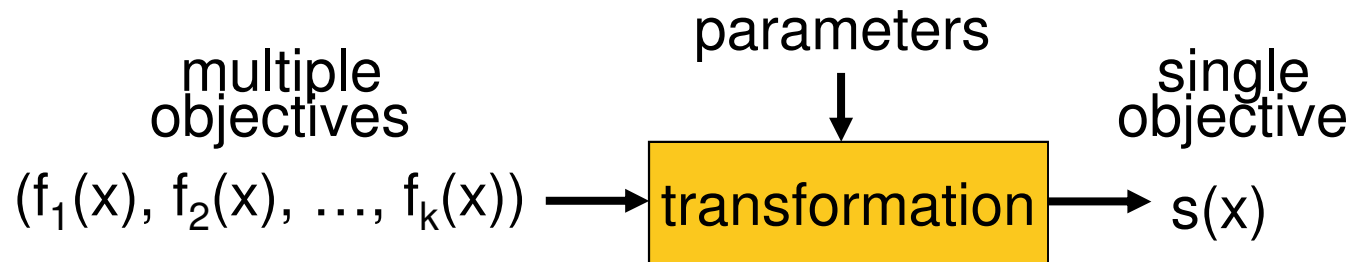
set-oriented
scaling-independent

Solution-Oriented Problem Transformations

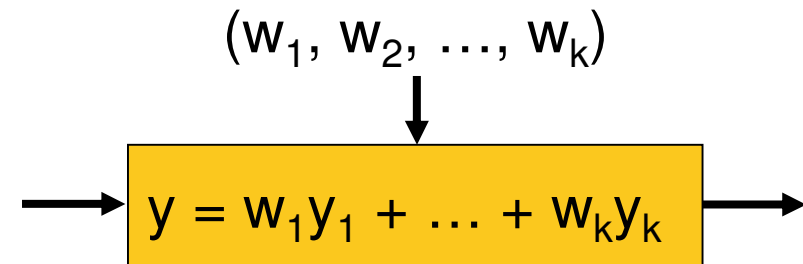


A scalarizing function s is a function $s : Z \rightarrow \mathbb{R}$ that maps each objective vector $u = (u_1, \dots, u_n) \in Z$ to a real value $s(u) \in \mathbb{R}$.

Solution-Oriented Problem Transformations

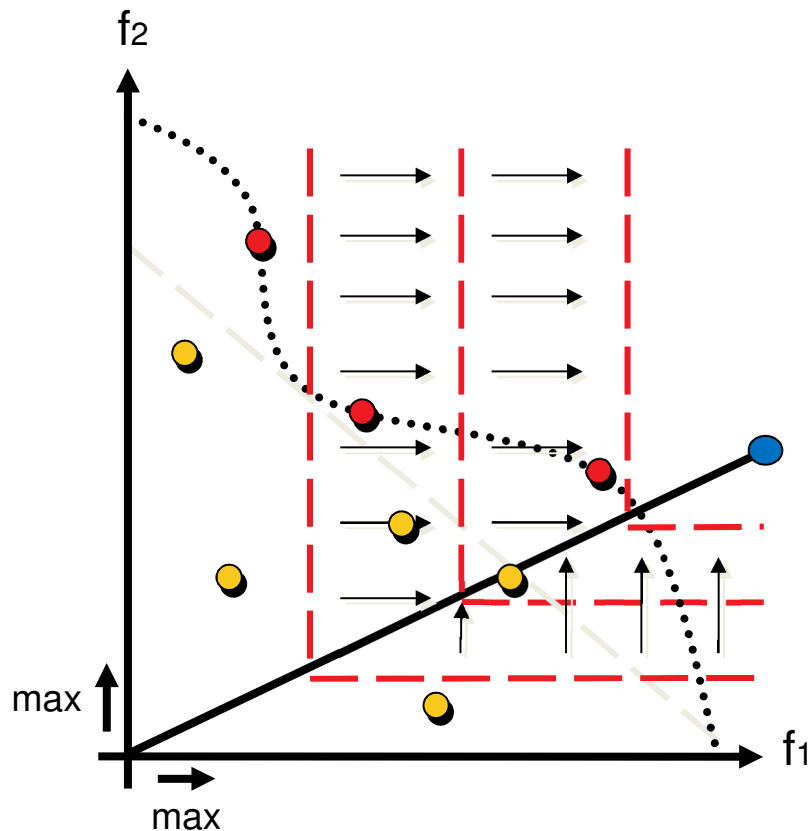
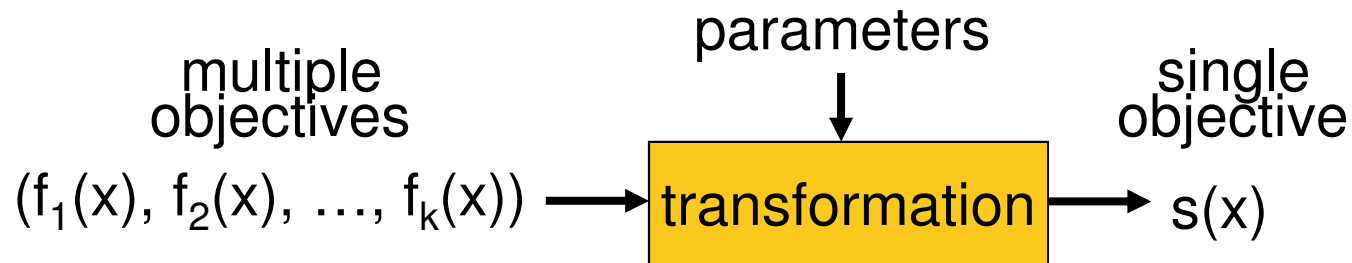


Example 1: weighted sum approach

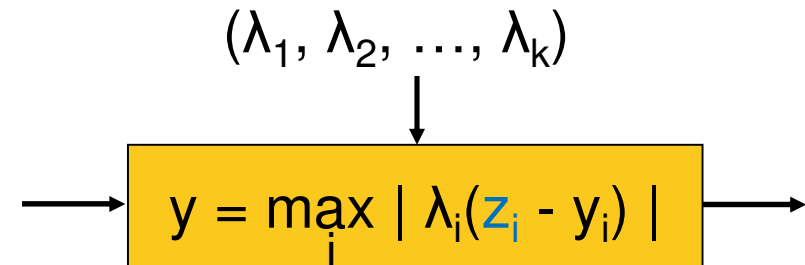


Disadvantage: not all Pareto-optimal solutions can be found if the front is not convex

Solution-Oriented Problem Transformations

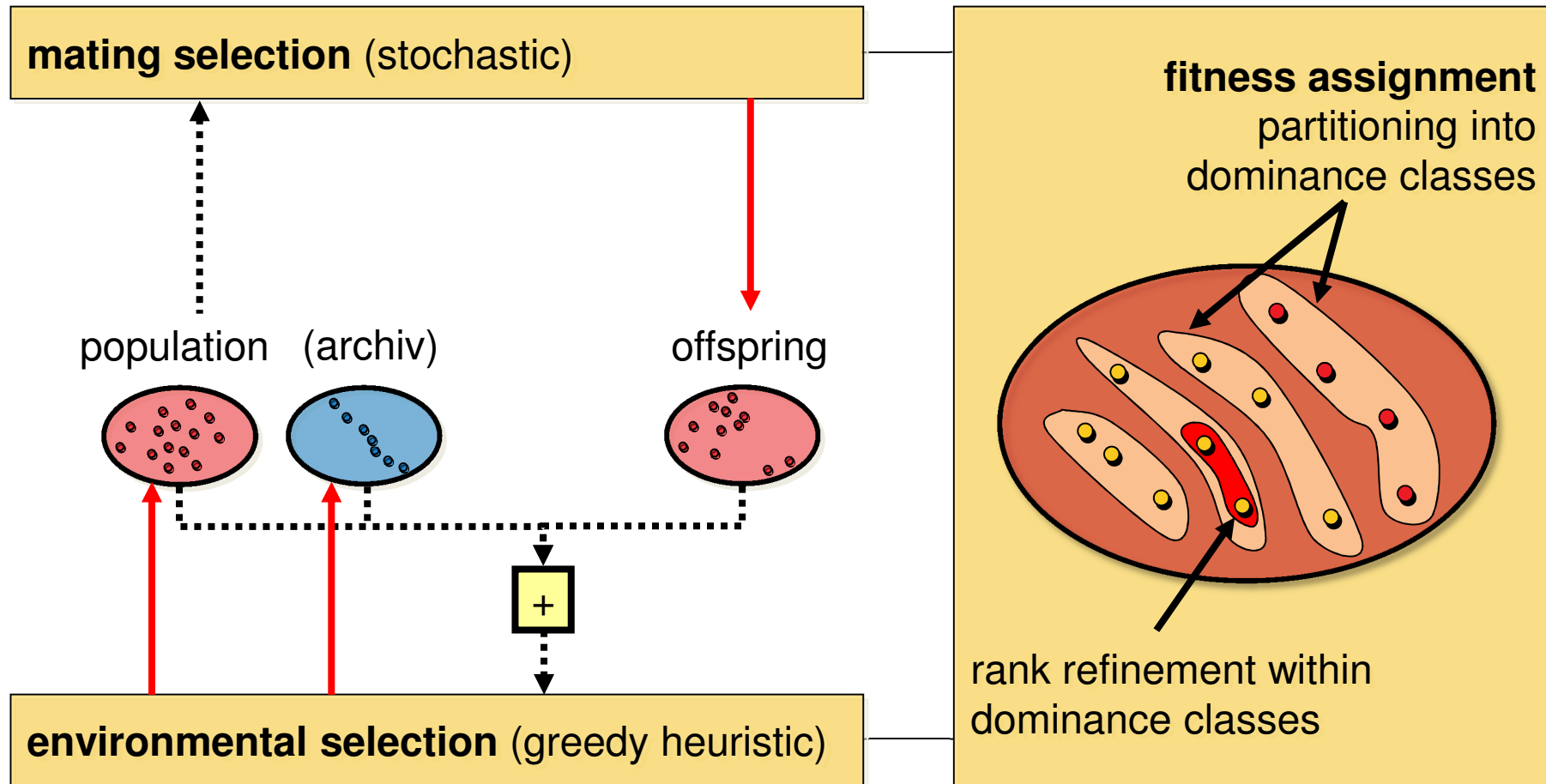


Example 2: weighted Tchebycheff



Several other scalarizing functions are known, see e.g. [\[Miettinen 1999\]](#)

General Scheme of Most Set-Oriented EMO



Ranking of the Population Using Dominance

... goes back to a proposal by David Goldberg in 1989.

... is based on pairwise comparisons of the individuals only.

- **dominance rank:** by how many individuals is an individual dominated?
MOGA, NPGA
- **dominance count:** how many individuals does an individual dominate?
SPEA, SPEA2
- **dominance depth:** at which front is an individual located?
NSGA, NSGA-II, most of the recently proposed algorithms

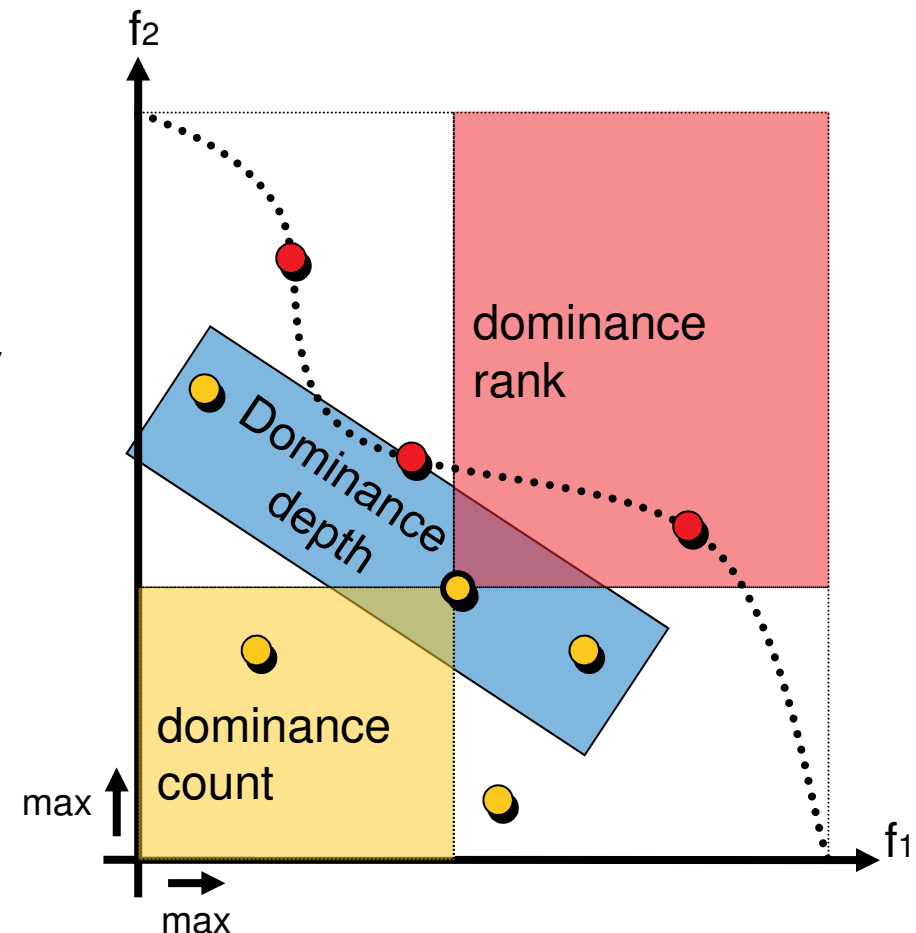
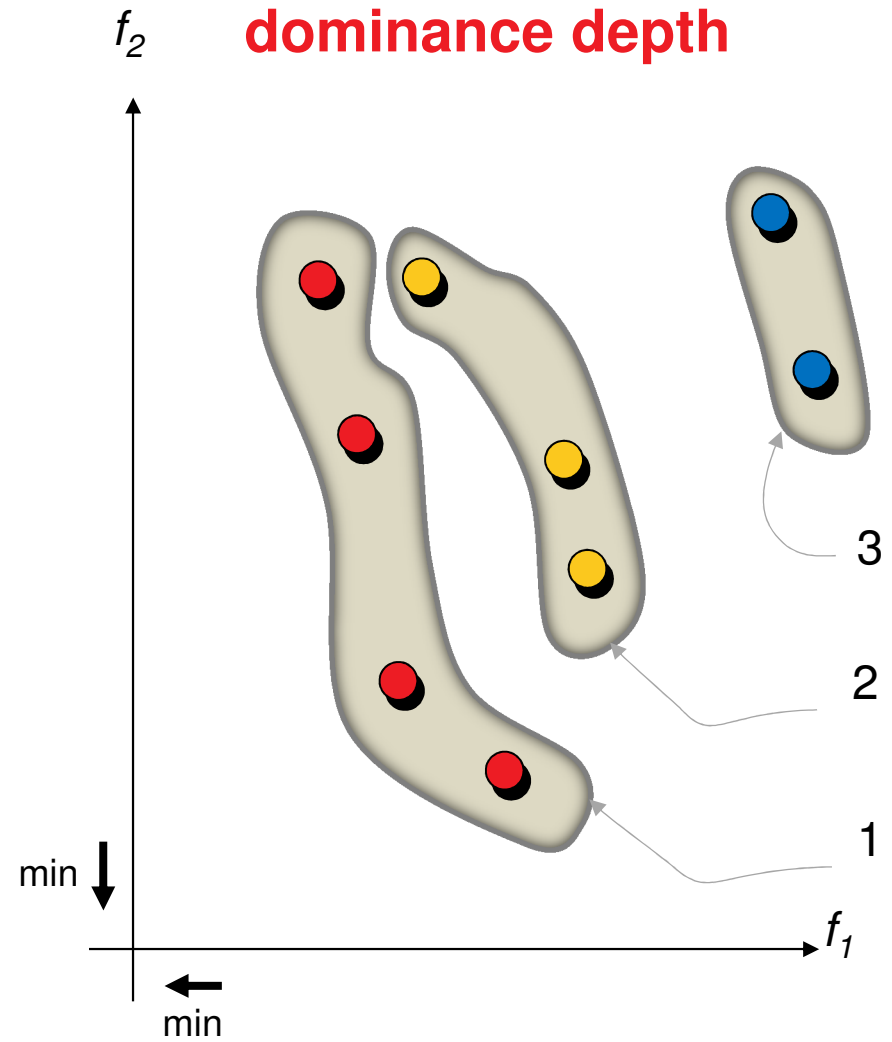
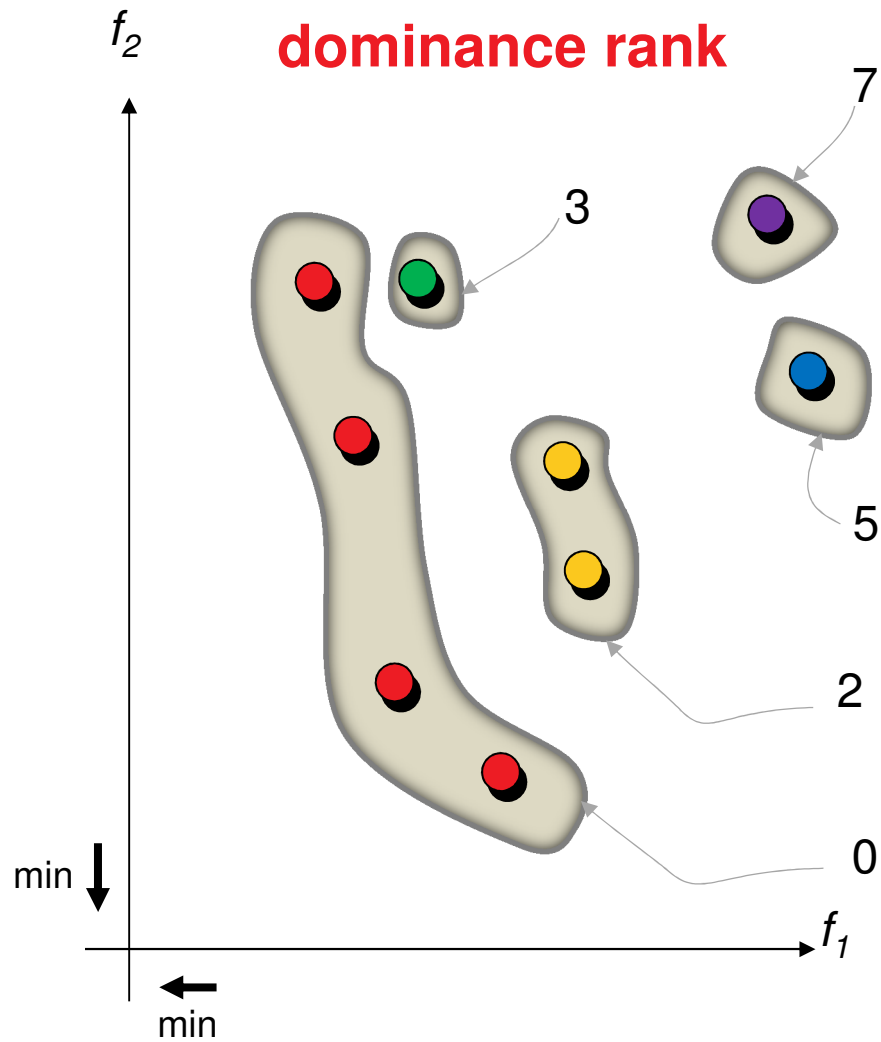


Illustration of Dominance-Based Partitioning



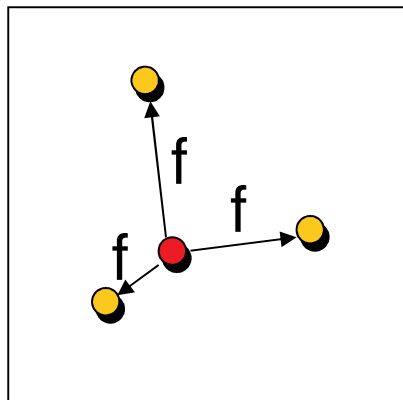
Refinement of Dominance Rankings

Goal: rank incomparable solutions within a dominance class

① Diversity information

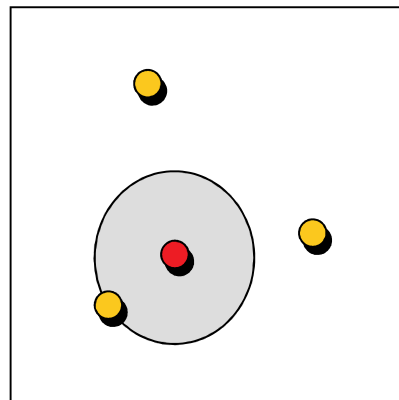
Kernel method

diversity =
function of the
distances



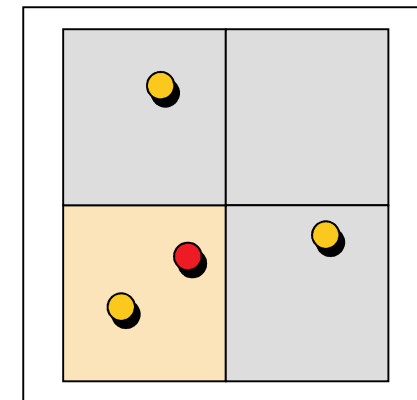
k-th nearest neighbor

diversity =
function of distance
to k-th nearest neighbor



Histogram method

diversity =
number of elements
within box(es)

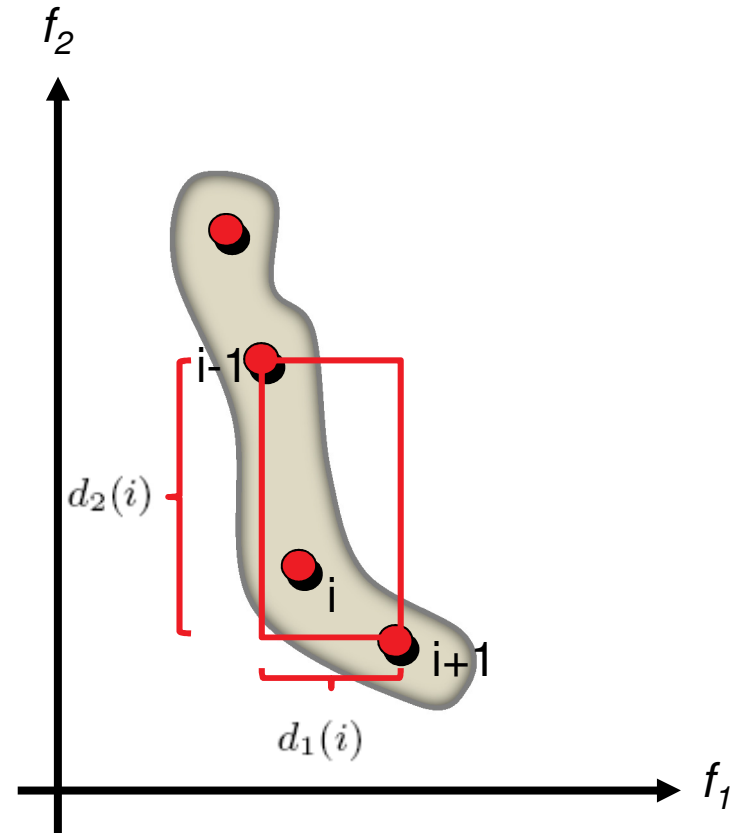


② (Contribution to a) quality indicator

Example: NSGA-II Diversity Preservation

Crowding Distance (CD)

- sort solutions with regard to each objective
- assign CD maximum value to extremal objective vectors
- compute CD based on the distance to the neighbors in each objective

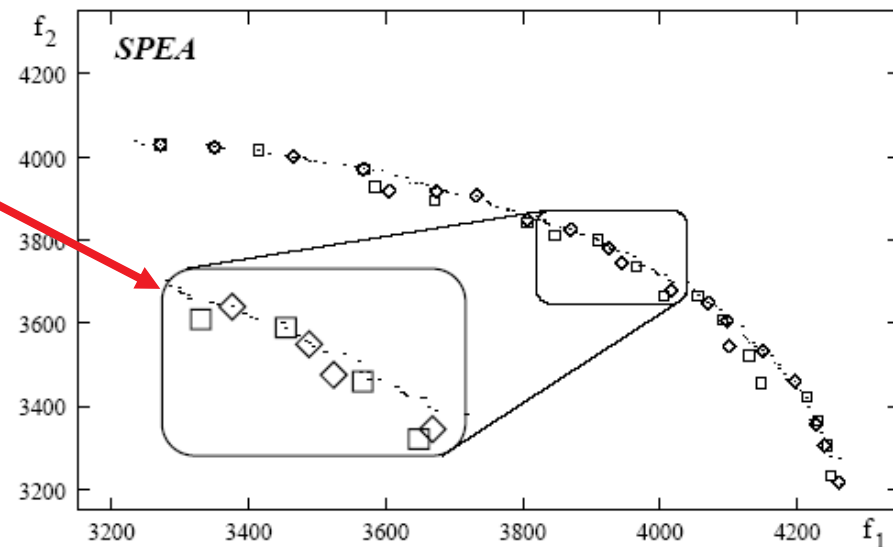
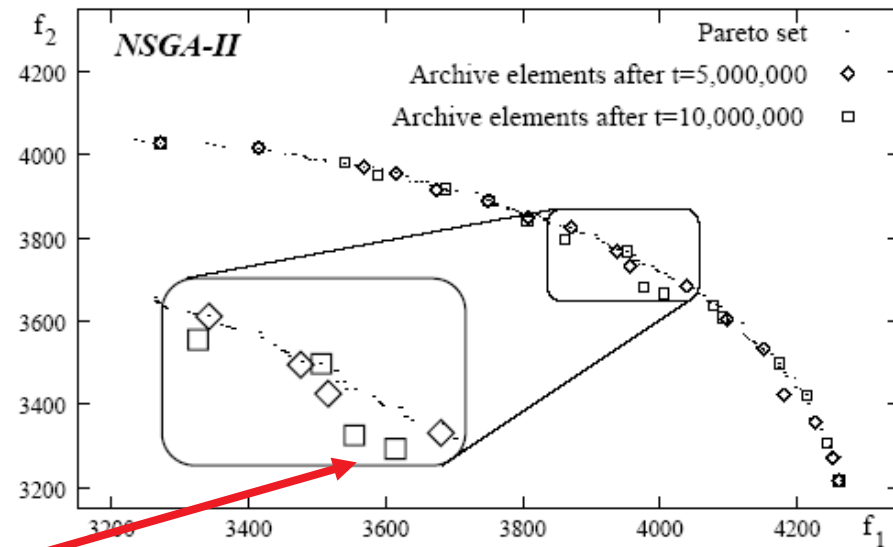


$$CD(i) = \frac{d_1(i)}{f_{1,\max} - f_{1,\min}} + \dots + \frac{d_m(i)}{f_{m,\max} - f_{m,\min}}$$

SPEA2 and NSGA-II: Deteriorative Cycles

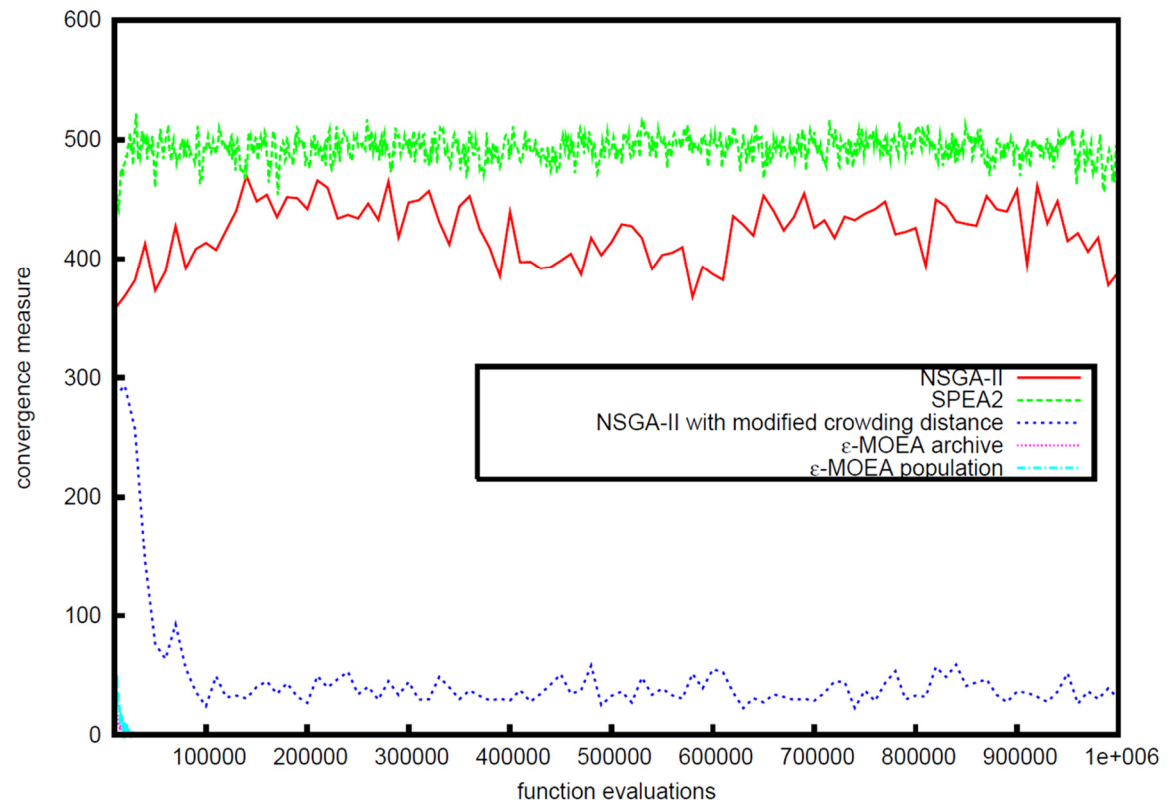
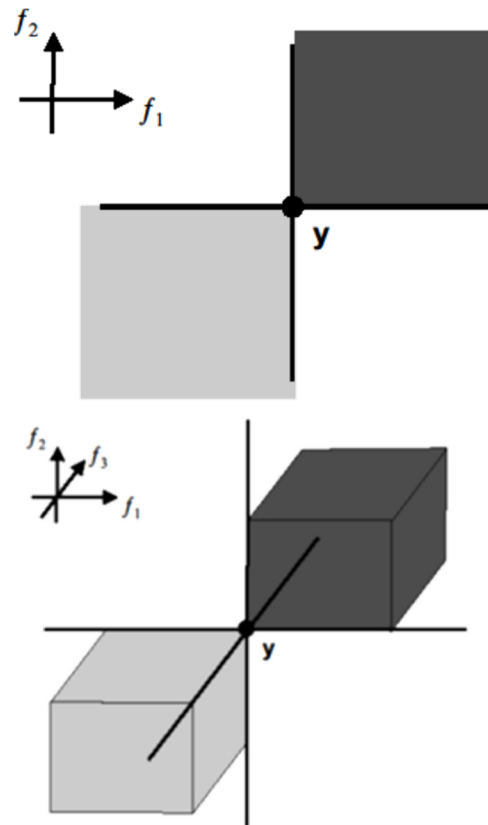
Selection in SPEA2 and NSGA-II can result in *deteriorative* cycles

non-dominated solutions already found can be lost



Remark: Many-Objective Optimization

- high number of objectives
 - percentage of non-dominated solutions within a random sample quickly approaches 100 %
 - optimization is mainly guided by diversity criterion
 - apply secondary criterion compliant with dominance relation



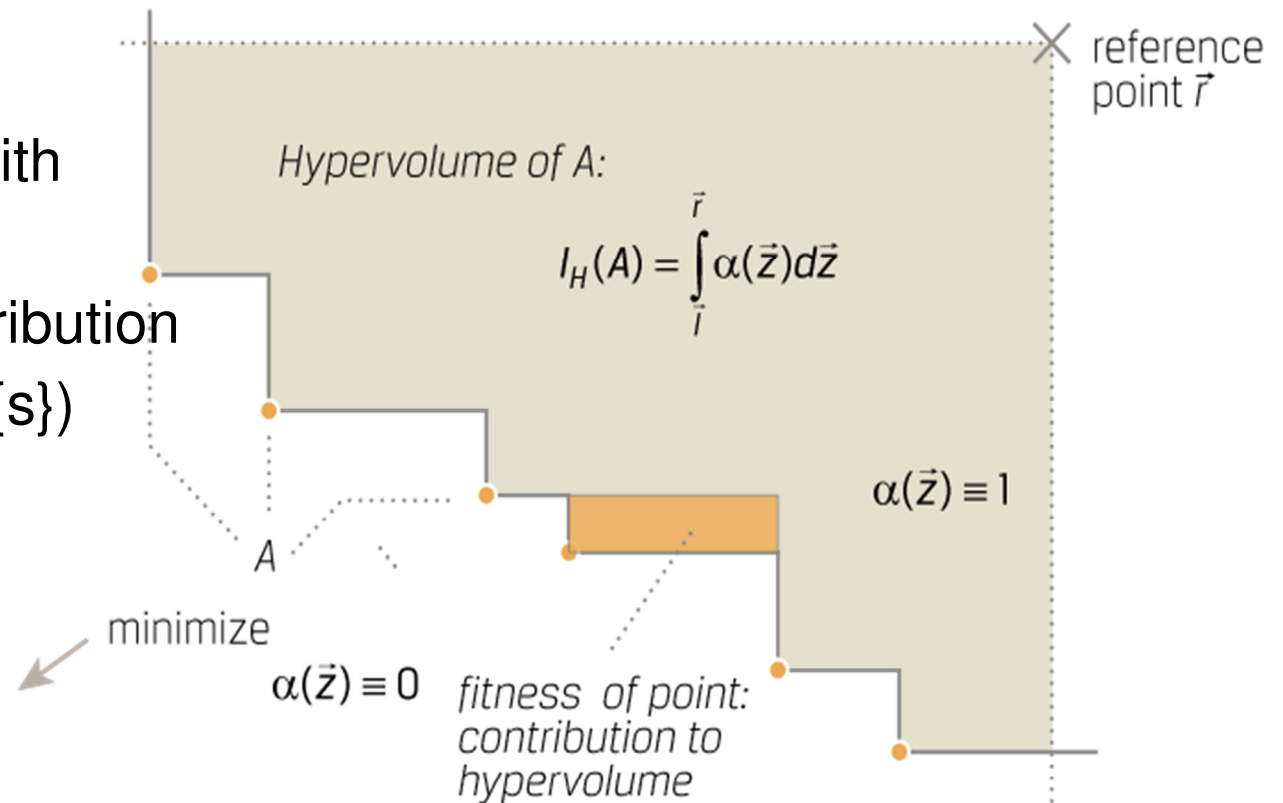
Hypervolume-Based Selection

Latest Approach (SMS-EMOA, MO-CMA-ES, HypE, ...)

use hypervolume indicator to guide the search: refines dominance

Main idea

Delete solutions with the smallest hypervolume contribution
 $d(s) = I_H(P) - I_H(P \setminus \{s\})$
iteratively



But:

- can also result in cycles if reference point is not constant [Judt et al. 2011]
- expensive to compute exactly [Bringmann and Friedrich 2009]
- less and less practically important [Guerreiro and Fonseca 2017]

Indicator-Based Selection

- Concept can be generalized to any quality indicator

A (unary) quality indicator I is a function $I : \Psi = 2^X \mapsto \mathbb{R}$ that assigns a Pareto set approximation a real value.



- for example: R2-indicator [Brockhoff et al. 2012], [Trautmann et al. 2013], [Díaz-Manríquez et al. 2013]
- Generalizable also to contribution to larger sets
HypE [Bader and Zitzler 2011]: Hypervolume sampling + contribution if more than 1 (random) solution deleted

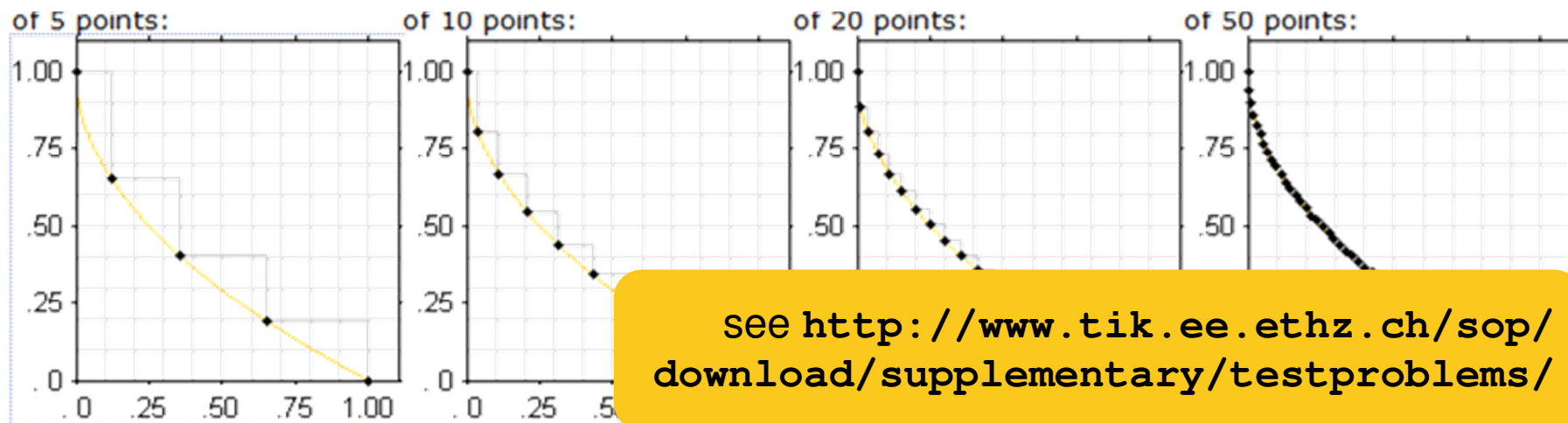
The Optimization Goal in Indicator-Based EMO

When the goal is to maximize a unary indicator...

- we have a single-objective problem on sets
- but what is the **optimum**?
- important: population size μ plays a role!

Optimal μ -Distribution:

A set of μ solutions that maximizes a certain unary indicator I among all sets of μ solutions is called **optimal μ -distribution** for I .
[Auger et al. 2009a]



Optimal μ -Distributions for the Hypervolume

Hypervolume indicator refines dominance relation

\Rightarrow most results on optimal μ -distributions for hypervolume

Optimal μ -Distributions (example results)

[Auger et al. 2009a]:

- contain equally spaced points iff front is linear
- density of points $\propto \sqrt{-f'(x)}$ with f' the slope of the front

[Friedrich et al. 2011]:

optimal μ -distributions for the hypervolume correspond to ε -approximations of the front

$$\text{OPT} \quad 1 + \frac{\log(\min\{A/a, B/b\})}{n}$$

$$\text{HYP} \quad 1 + \frac{\sqrt{A/a} + \sqrt{B/b}}{n - 4}$$

$$\text{logHYP} \quad 1 + \frac{\sqrt{\log(A/a) \log(B/b)}}{n - 2}$$

! (probably) does not hold for > 2 objectives

Indicator-Based EMO

Open Questions:

- How do the optimal μ -distributions look like for >2 objectives?
- how to compute certain indicators quickly in practice?
 - several recent improvements for the hypervolume indicator
[Yildiz and Suri 2012], [Bringmann 2012], [Bringmann 2013]
[Guerreiro and Fonseca 2017]
- how to do indicator-based subset selection quickly?
 - also here several recent improvements
[Kuhn et al. 2014], [Bringmann et al. 2014], [Guerreiro et al. 2015]
- what is the best strategy for the subset selection?

further open questions on indicator-based EMO available at

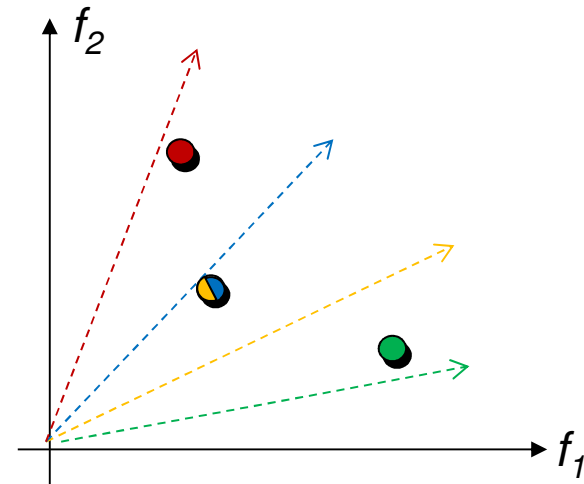
<http://simco.gforge.inria.fr/doku.php?id=openproblems>

Decomposition-Based Selection: MOEA/D

MOEA/D: Multiobjective Evolutionary Algorithm Based on Decomposition [Zhang and Li 2007]

Ideas:

- optimize N scalarizing functions in parallel
- use best solutions of neighbor subproblems for mating
- keep the best solution for each scalarizing function
- update neighbors
- use external archive for non-dominated solutions
- several variants and enhancements



Remark: Variation in EMO

- at first sight not different from single-objective optimization
- most research on selection mechanisms (until now)
- but: convergence to a set \neq convergence to a point

Open Question:

- how to achieve fast convergence to a *set*?

Related work:

- set-based gradient of the HV [Emmerich et al. 2007]
- multiobjective CMA-ES [Igel et al. 2007, Voß et al. 2010, Krause et al. 2016]
- RM-MEDA [Zhang et al. 2008]
- set-based variation [Bader et al. 2009]
- set-based fitness landscapes [Verel et al. 2011]
- offline and online configuration based on libraries of variation operators [Bezerra et al. 2015, Hadka and Reed 2013]

The Big Picture

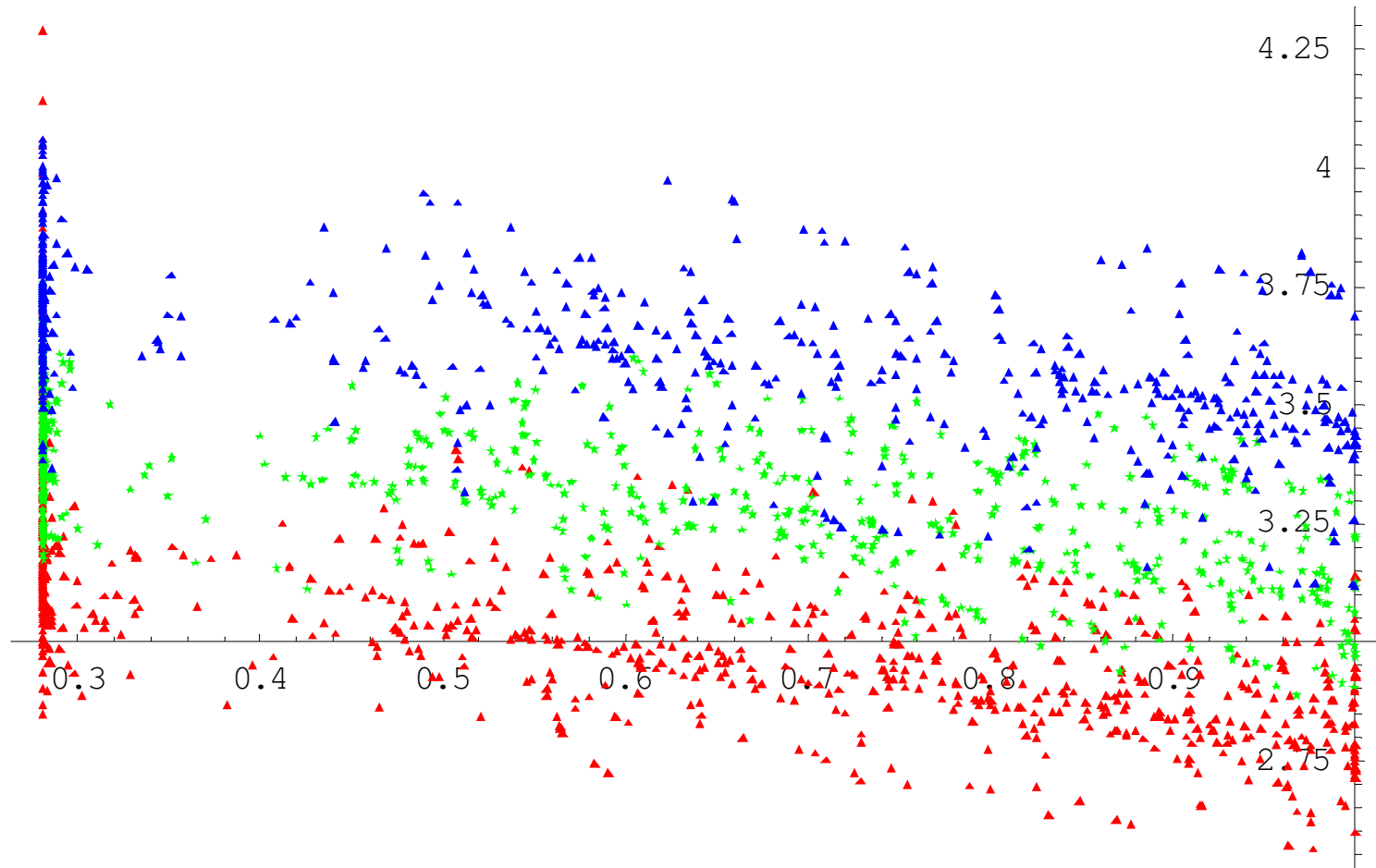
Basic Algorithm Design Principles and Concepts

Performance Assessment and Benchmarking

Preference Articulation

Once Upon a Time...

... multiobjective EAs were mainly compared visually:

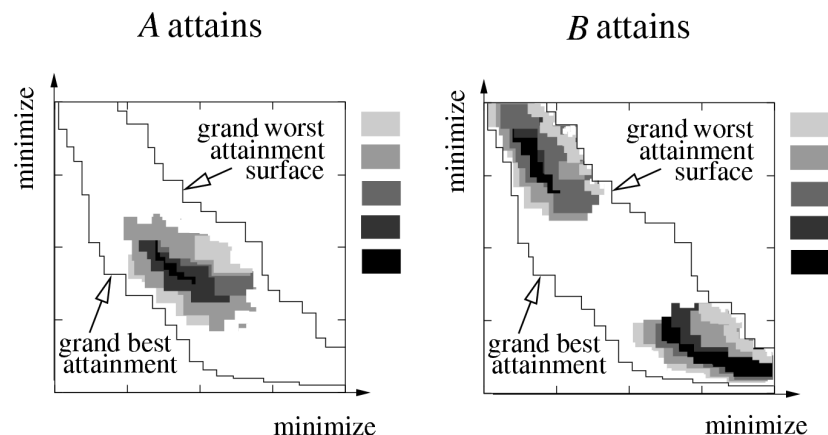


ZDT6 benchmark problem: **IBEA**, **SPEA2**, **NSGA-II**

Two Approaches for Empirical Studies

Attainment function approach

- applies statistical tests directly to the approximation set
- detailed information about how and where performance differences occur



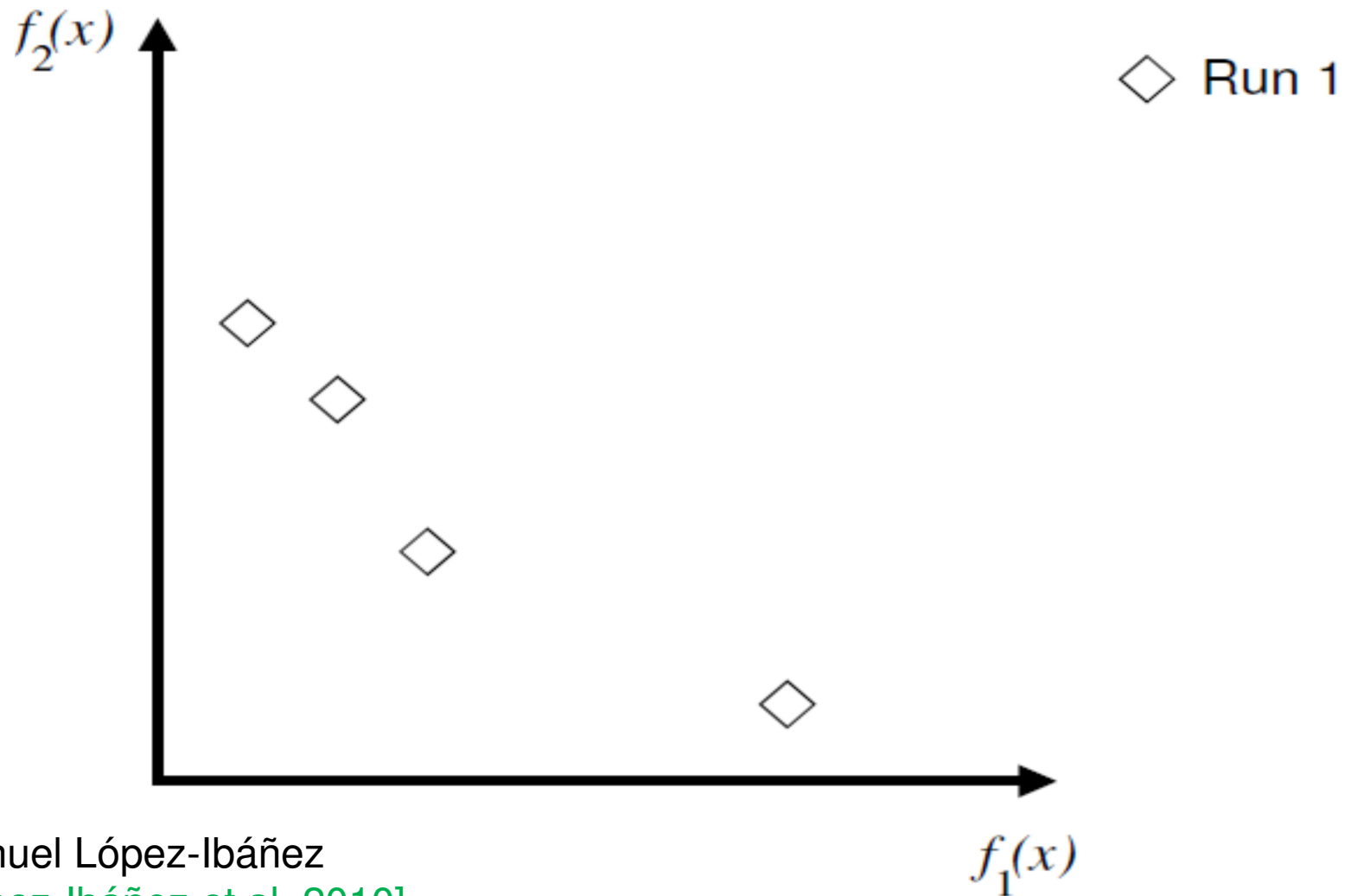
Quality indicator approach

- reduces each approximation set to a single quality value
- applies statistical tests to the quality values

| <i>Indicator</i> | A | B |
|-----------------------|--------|---------|
| Hypervolume indicator | 6.3431 | 7.1924 |
| ϵ -indicator | 1.2090 | 0.12722 |
| R_2 indicator | 0.2434 | 0.1643 |
| R_3 indicator | 0.6454 | 0.3475 |

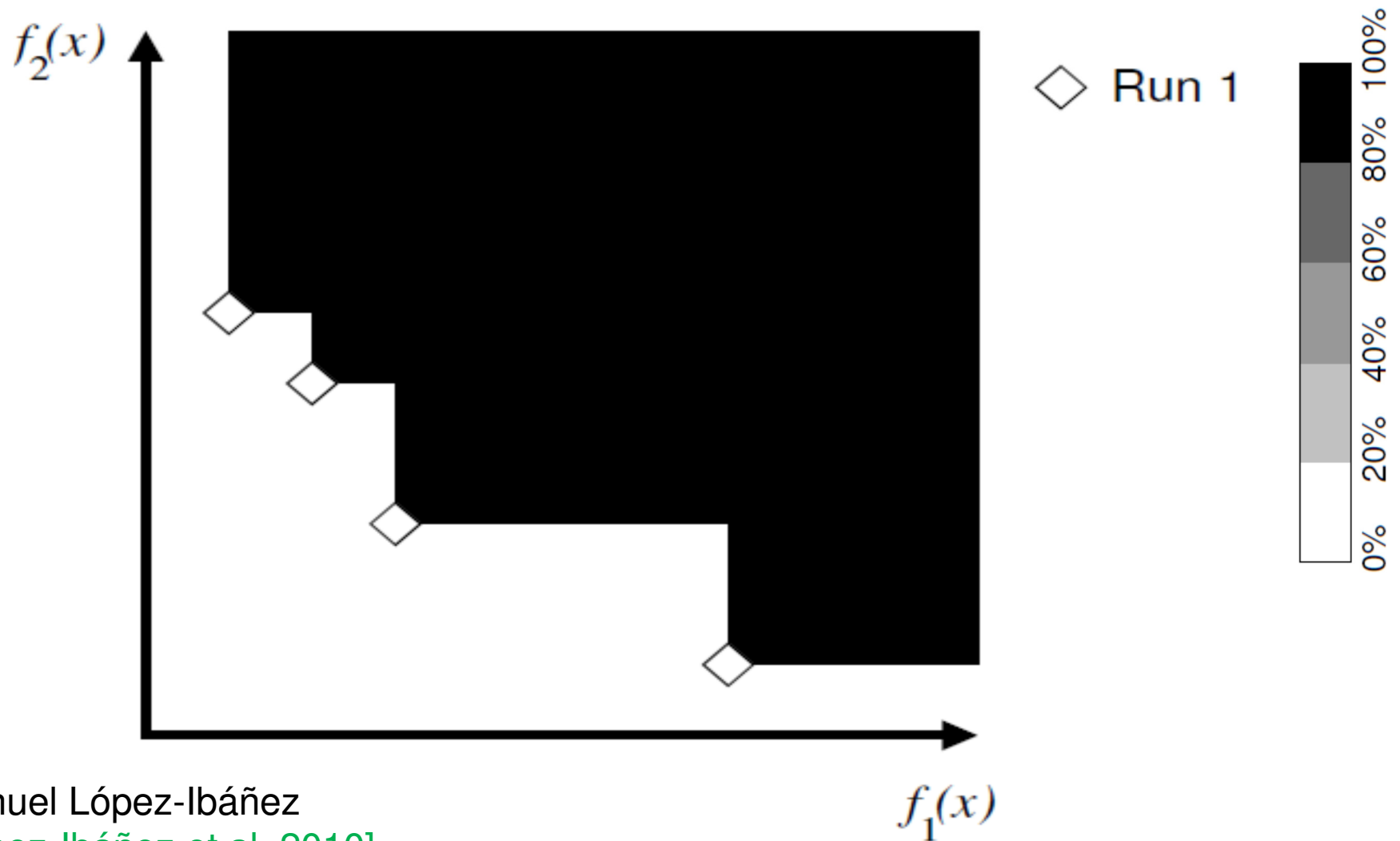
see e.g. [Zitzler et al. 2003]

Empirical Attainment Functions



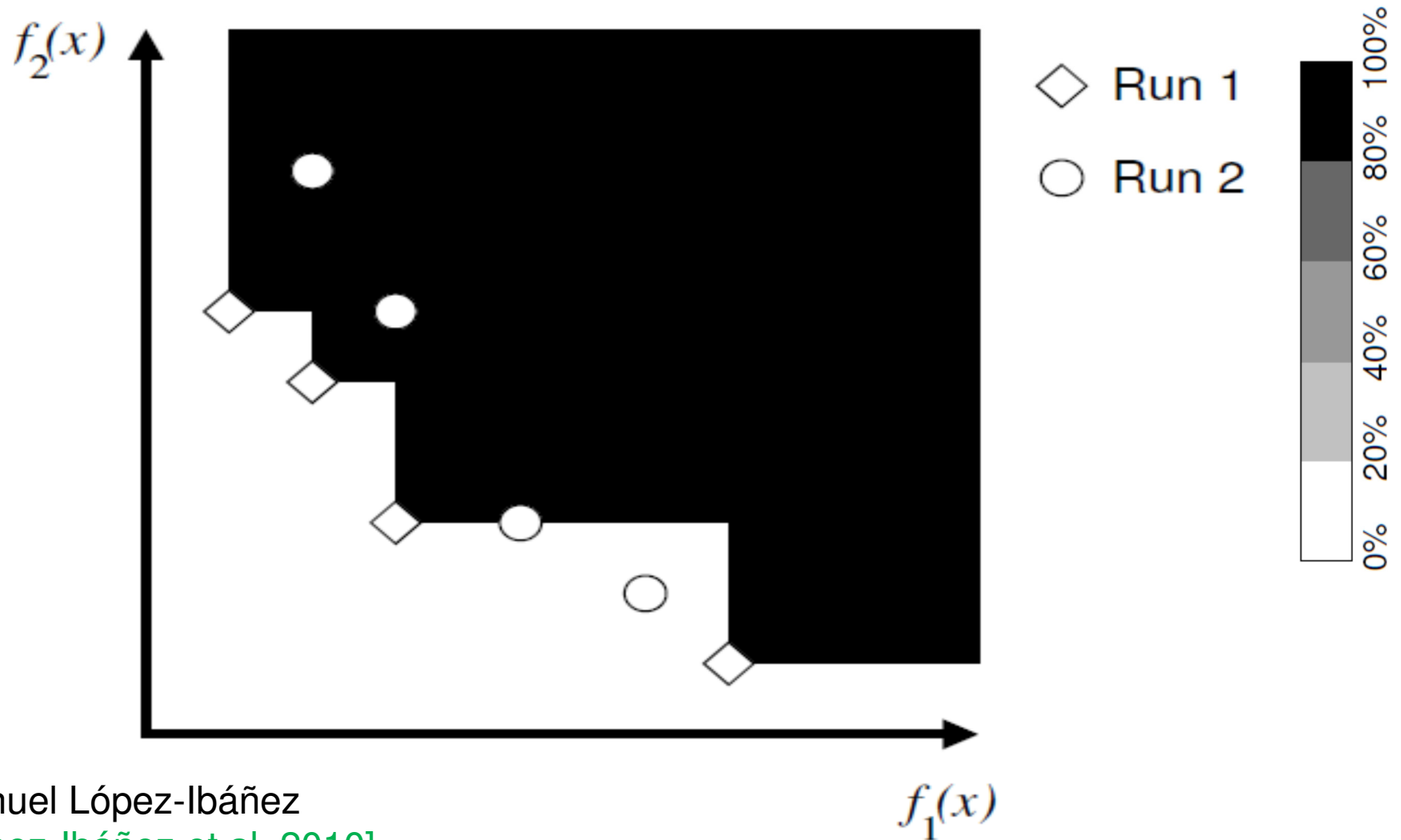
© Manuel López-Ibáñez
[López-Ibáñez et al. 2010]

Empirical Attainment Functions



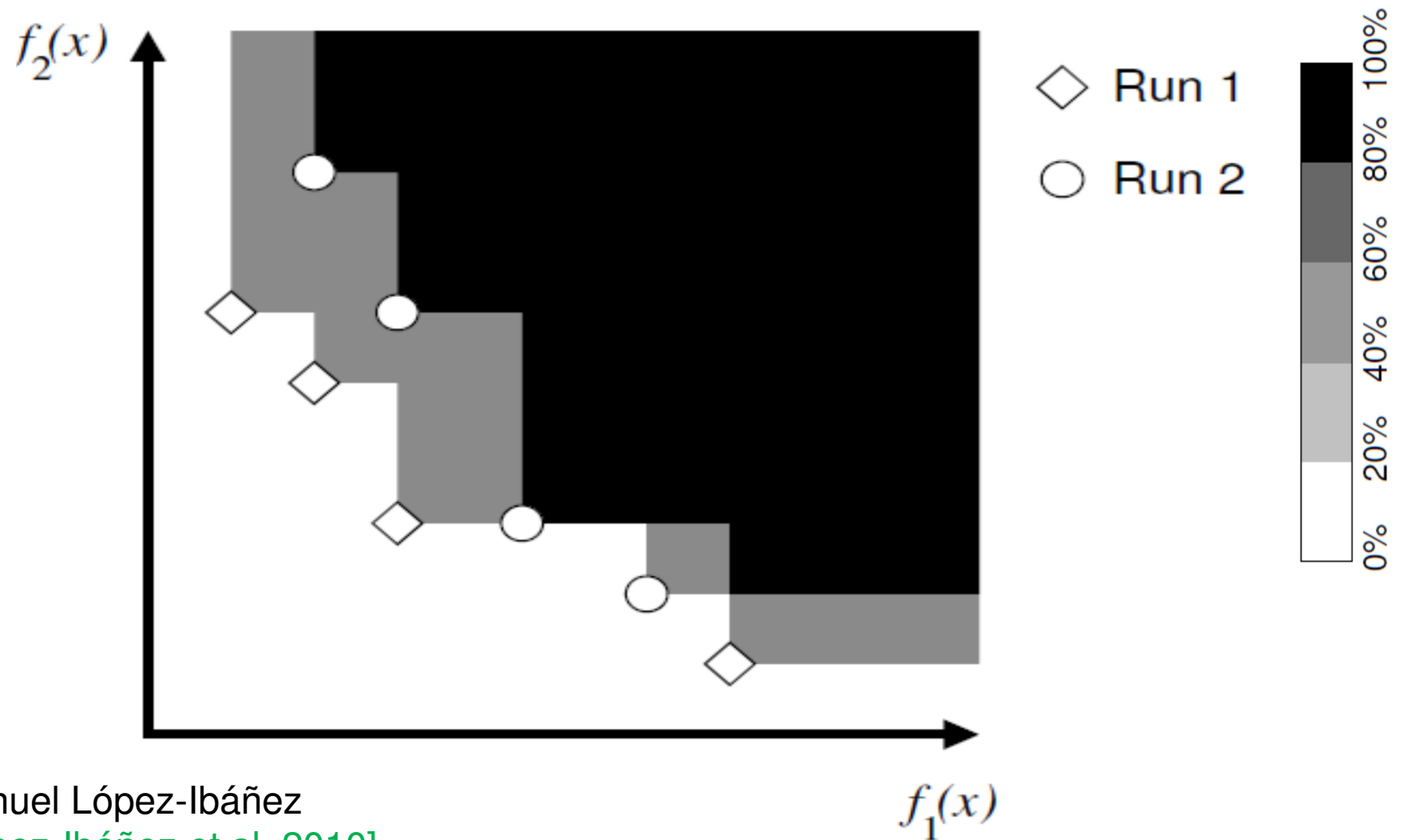
© Manuel López-Ibáñez
[López-Ibáñez et al. 2010]

Empirical Attainment Functions



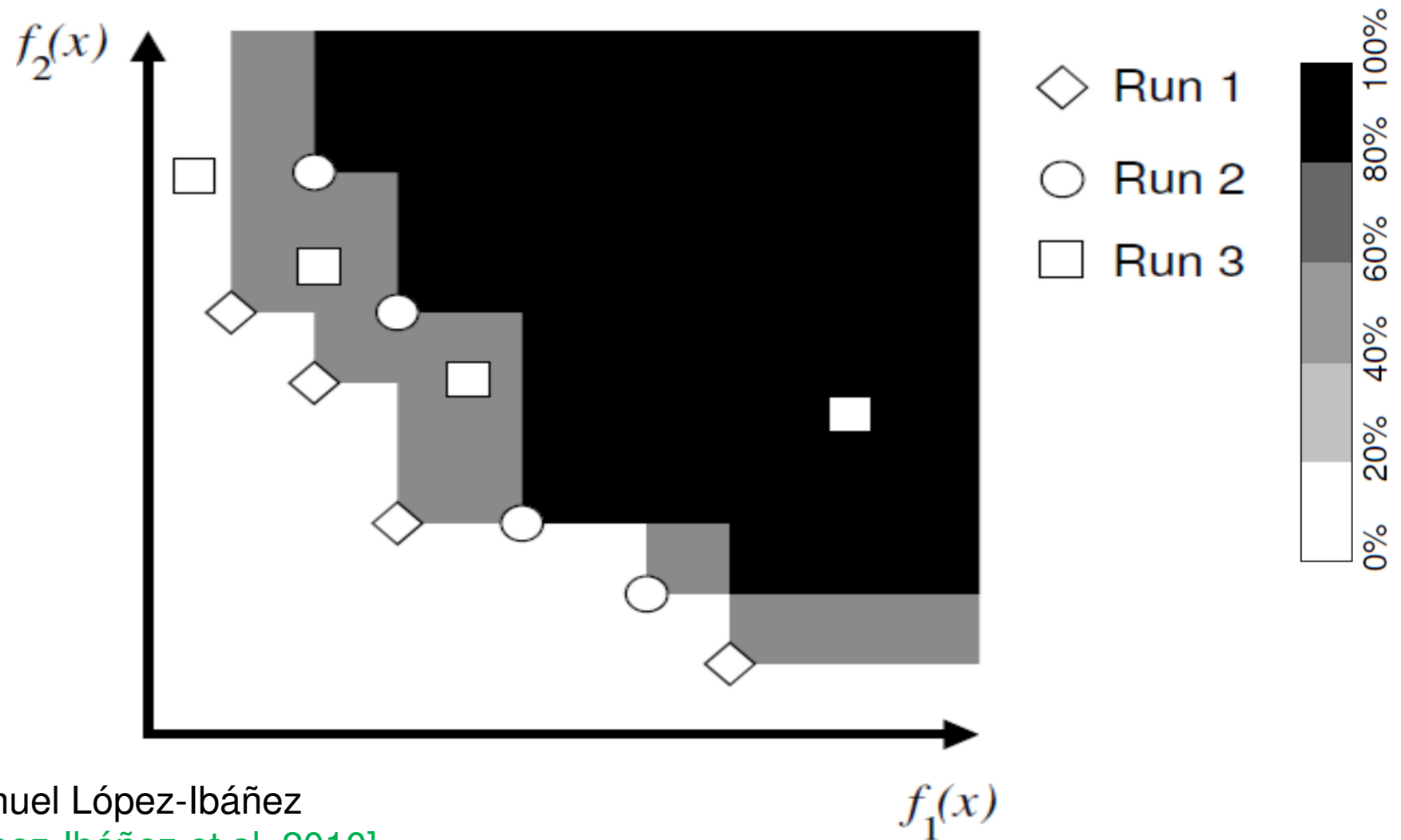
© Manuel López-Ibáñez
[López-Ibáñez et al. 2010]

Empirical Attainment Functions



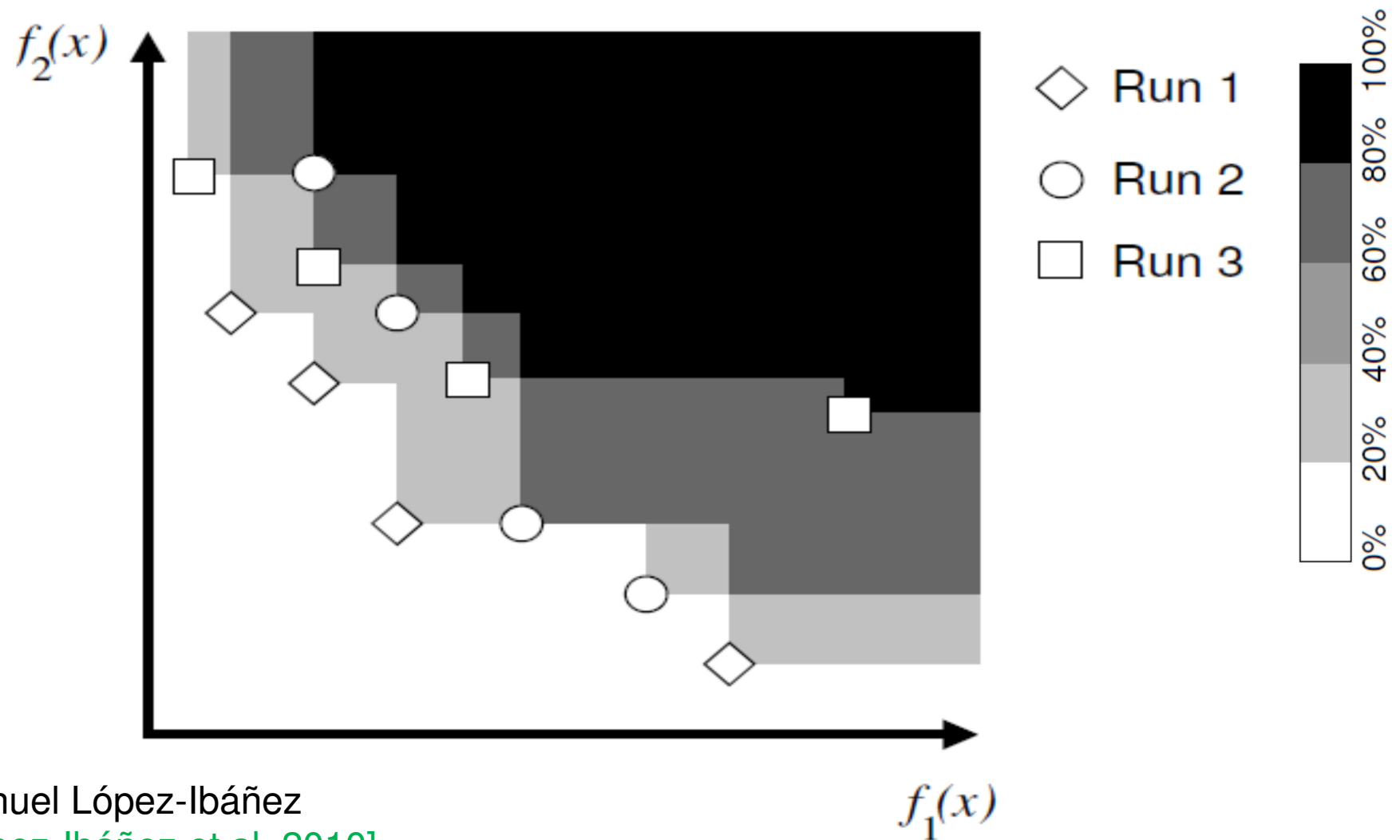
© Manuel López-Ibáñez
[López-Ibáñez et al. 2010]

Empirical Attainment Functions



© Manuel López-Ibáñez
[López-Ibáñez et al. 2010]

Empirical Attainment Functions



© Manuel López-Ibáñez
[López-Ibáñez et al. 2010]

Empirical Attainment Functions: Definition

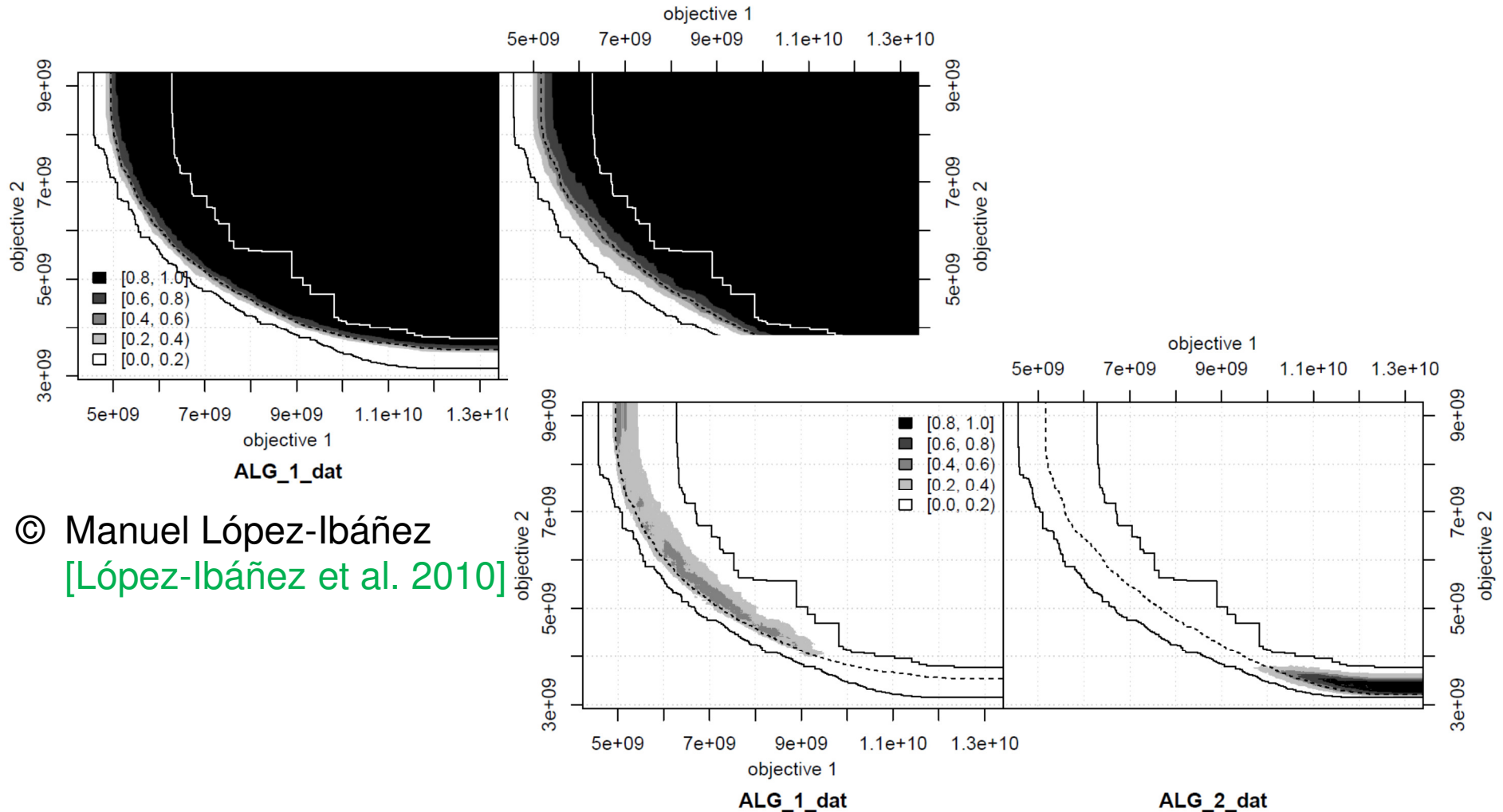
The Empirical Attainment Function $\alpha(z)$ "counts" how many solution sets \mathcal{X}_i attain or dominate a vector z at time T :

$$\alpha_T(z) = \frac{1}{N} \sum_{i=1}^N \mathbf{1}_{\{\mathcal{X}_i \preceq_T z\}}$$

with \preceq_T being the weak dominance relation between a solution set and an objective vector at time T .

Note that $\alpha_T(z)$ is the **empirical cumulative distribution function of the achieved objective function distribution at time T** in the single-objective case ("fixed budget scenario").

Empirical Attainment Functions in Practice



© Manuel López-Ibáñez
[López-Ibáñez et al. 2010]

latest implementation online at

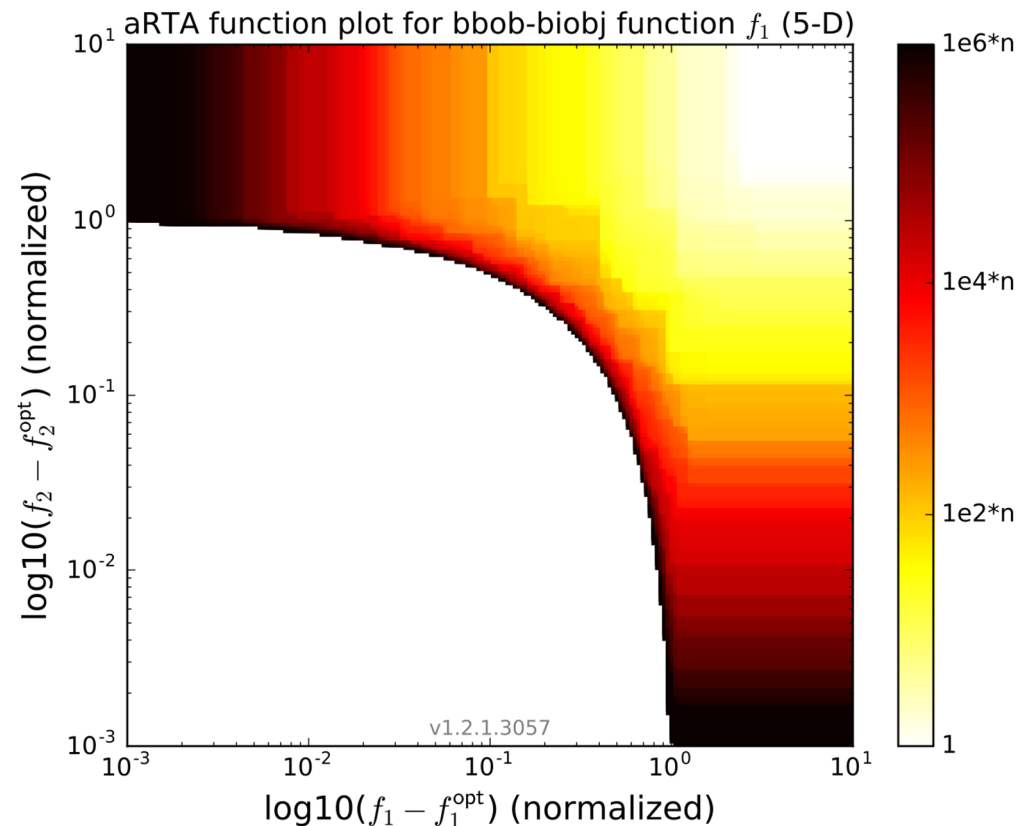
<http://eden.dei.uc.pt/~cmfonsec/software.html>

R package: <http://lopez-ibanez.eu/eaftools>

see also [López-Ibáñez et al. 2010, Fonseca et al. 2011]

Plotting Average Runtimes

Note: success probability can be naturally replaced by the average runtime of an artificially restarted algorithm (aRT):



code available at <http://github.com/numbbo/coco/>
see also [Brockhoff et al. 2017]

Quality Indicator Approach

Idea:

- transfer multiobjective problem into a set problem
- define an objective function (“quality indicator”) on sets
- use the resulting total (pre-)order (on the quality values)

Question:

Can any total (pre-)order be used or are there any requirements concerning the resulting preference relation?

⇒ Underlying dominance relation should be reflected!

$$A \preceq B :\Leftrightarrow \forall y \in B \exists x \in A x \leq_{par} y$$

Refinements and Weak Refinements

① \succsim^{ref} **refines** a preference relation \succsim iff

$$A \succsim B \wedge B \not\succeq A \Rightarrow A \succsim^{\text{ref}} B \wedge B \not\succeq^{\text{ref}} A \quad (\text{better} \Rightarrow \text{better})$$

\Rightarrow fulfills requirement

② \succsim^{ref} **weakly refines** a preference relation \succsim iff

$$A \succsim B \wedge B \not\succeq A \Rightarrow A \succsim^{\text{ref}} B \quad (\text{better} \Rightarrow \text{weakly better})$$

\Rightarrow does not fulfill requirement, but \succsim^{ref} does not contradict \succsim

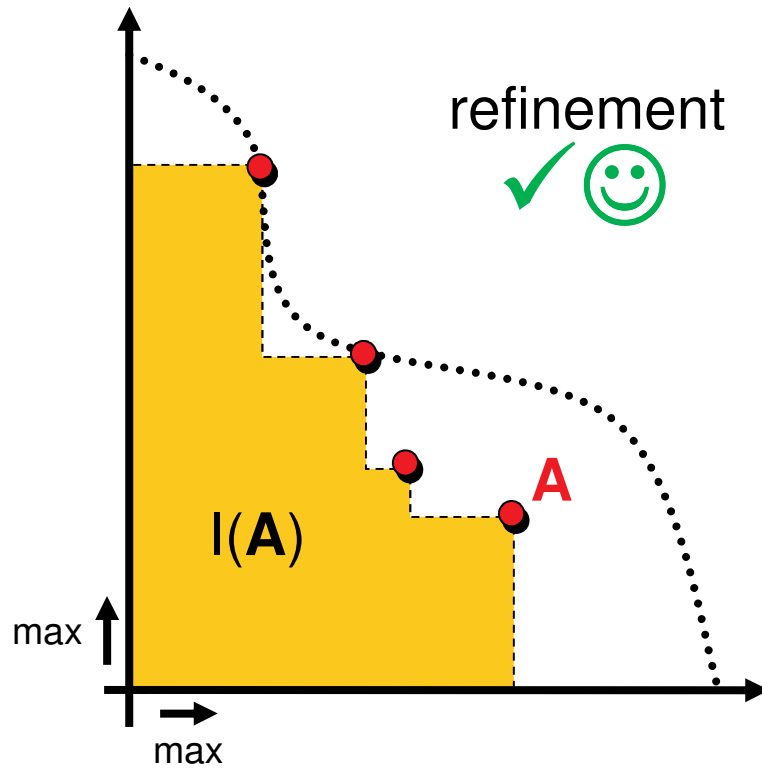
! sought are total refinements...

[Zitzler et al. 2010]

Example: Refinements Using Indicators

$$A \stackrel{\text{ref}}{\preceq} B \Leftrightarrow I(A) \geq I(B)$$

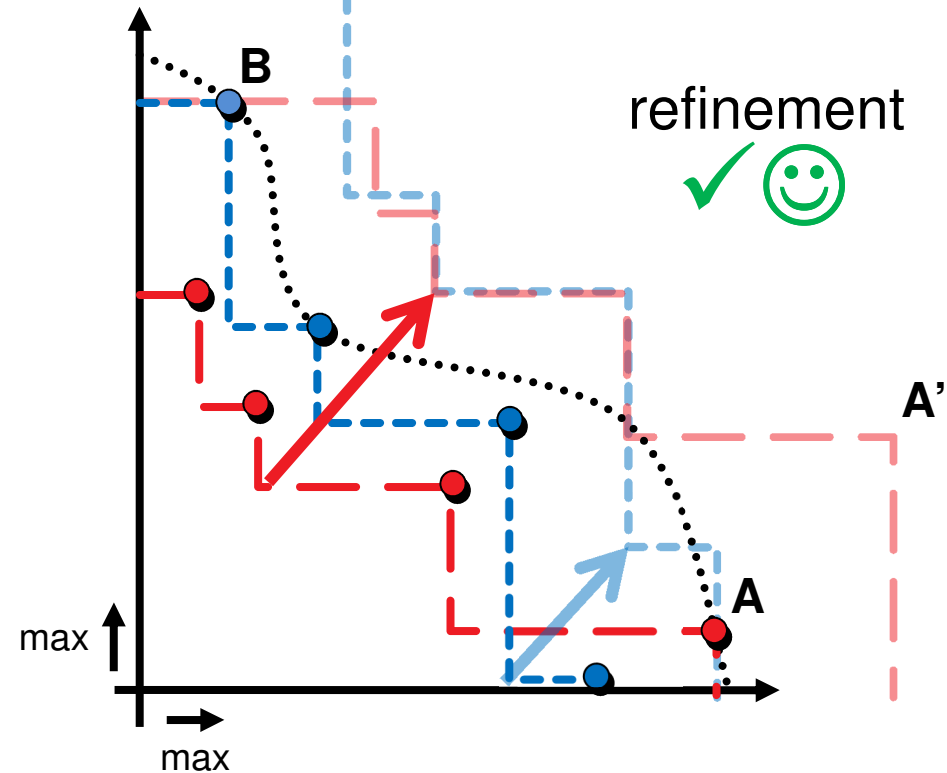
$I(A)$ = volume of the weakly dominated area in objective space



unary hypervolume indicator

$$A \stackrel{\text{ref}}{\preceq} B \Leftrightarrow I(A,B) \leq I(B,A)$$

$I(A,B)$ = how much needs A to be moved to weakly dominate B



binary epsilon indicator

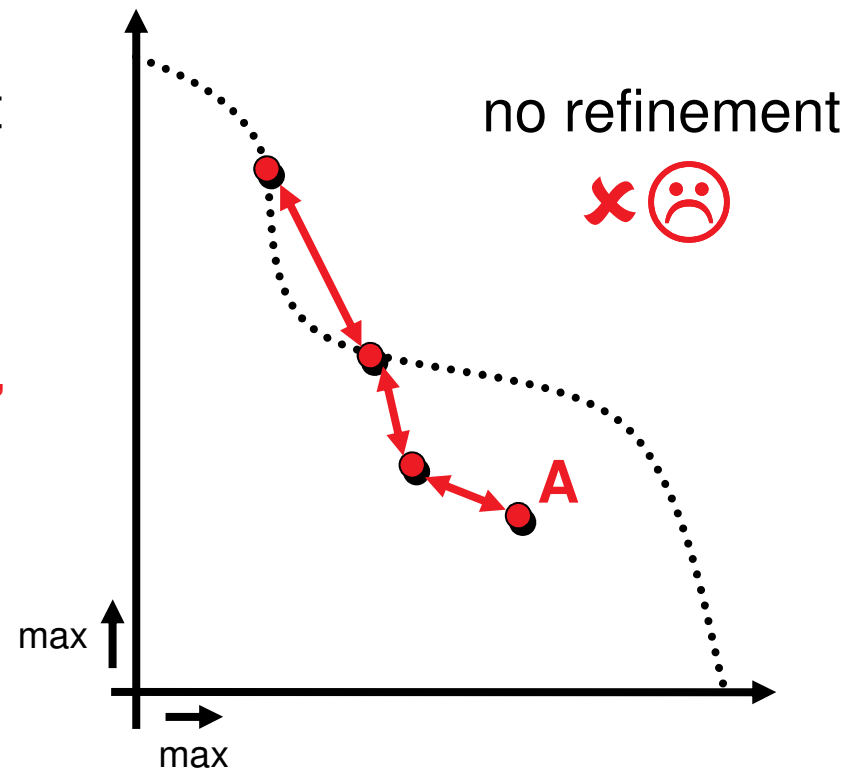
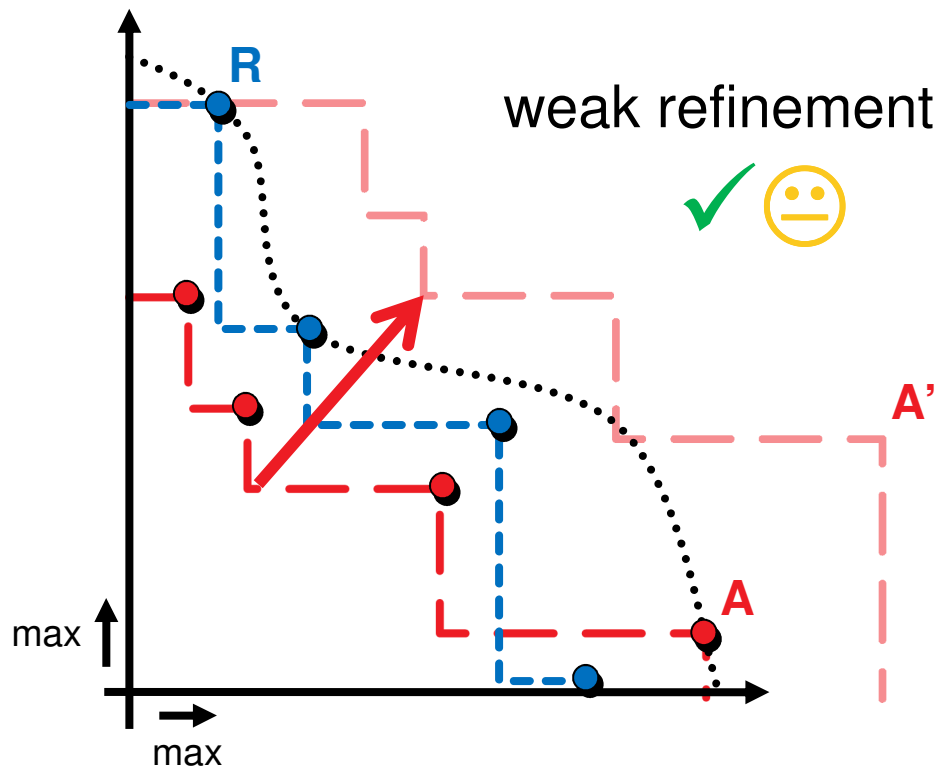
Example: Weak Refinement / No Refinement

$$A \stackrel{\text{ref}}{\preceq} B \Leftrightarrow I(A, R) \leq I(B, R)$$

$$A \stackrel{\text{ref}}{\preceq} B \Leftrightarrow I(A) \leq I(B)$$

$I(A, R)$ = how much needs A to be moved to weakly dominate R

$I(A)$ = variance of pairwise distances

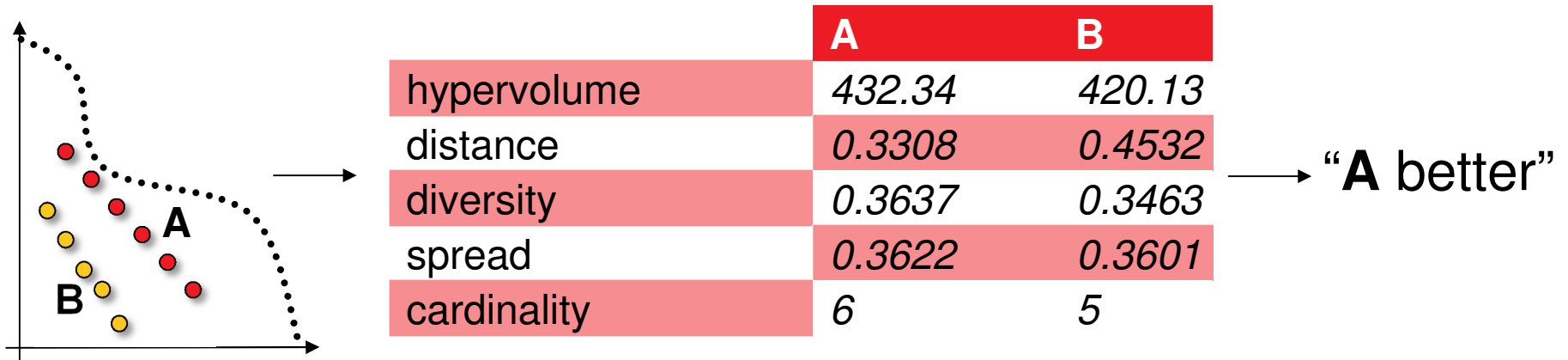


unary epsilon indicator

unary diversity indicator

Quality Indicator Approach

Goal: compare two Pareto set approximations A and B



Comparison method C = quality measure(s) + Boolean function

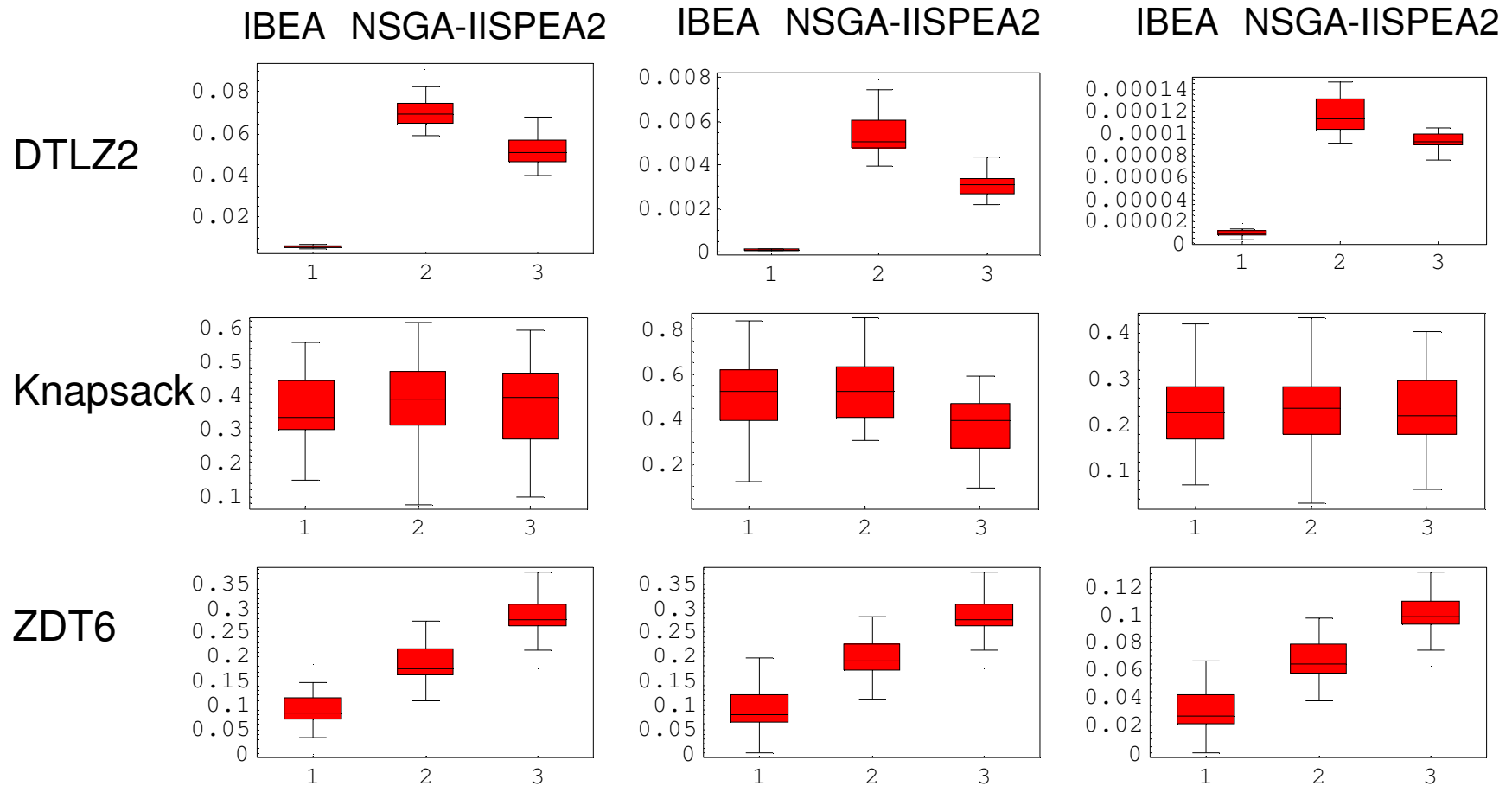


Example: Box Plots

epsilon indicator


hypervolume

R indicator



Statistical Assessment (Kruskal Test)


ZDT6 Epsilon

is better than 

| | IBEA | NSGA2 | SPEA2 |
|-------|------|-------|-------|
| IBEA | | ~0 😊 | ~0 😊 |
| NSGA2 | 1 | | ~0 😊 |
| SPEA2 | 1 | 1 | |

Overall p-value = 6.22079e-17.
Null hypothesis rejected (alpha 0.05)

DTLZ2 R

is better than 

| | IBEA | NSGA2 | SPEA2 |
|-------|------|-------|-------|
| IBEA | | ~0 😊 | ~0 😊 |
| NSGA2 | 1 | | 1 |
| SPEA2 | 1 | ~0 😊 | |

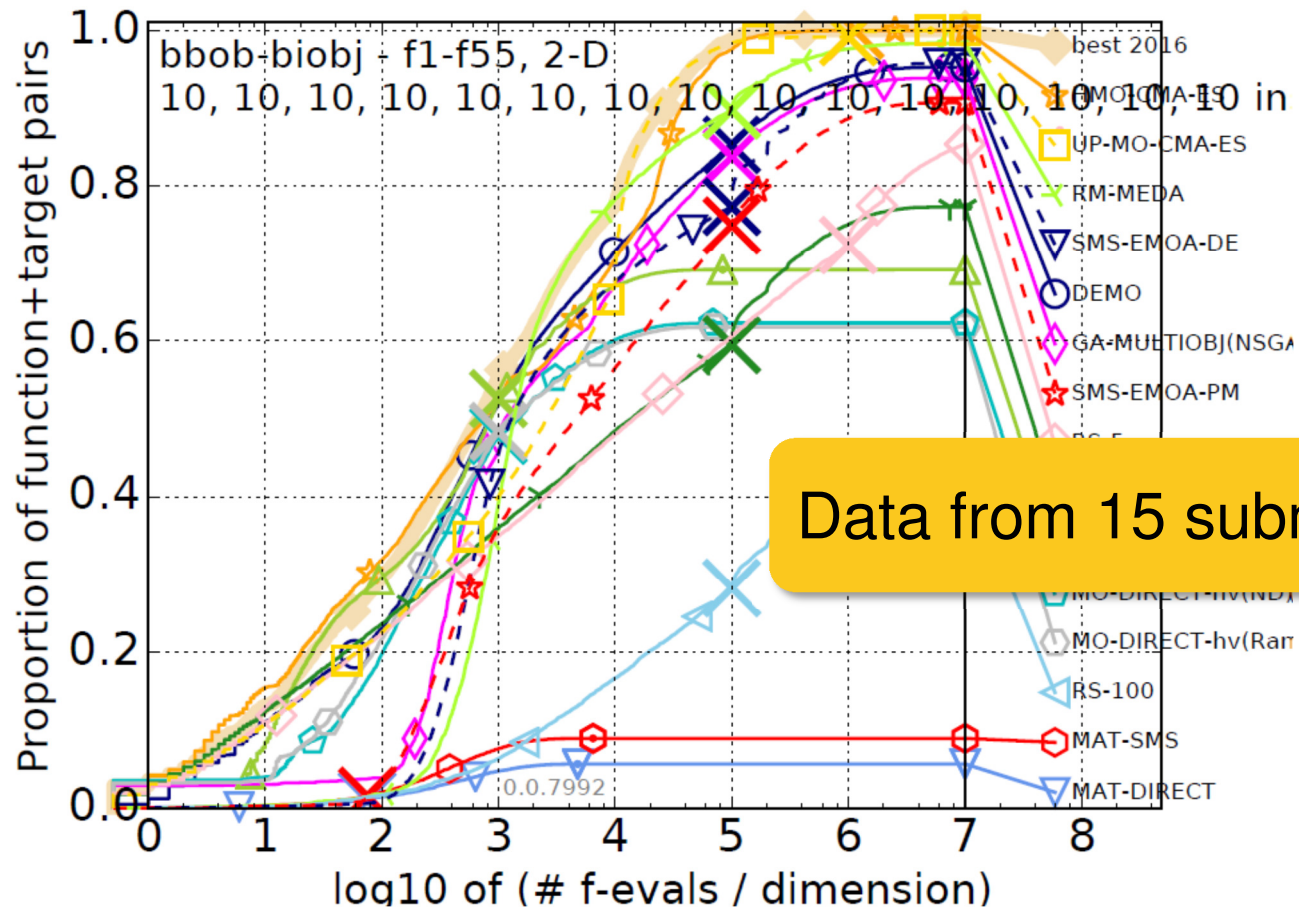
Overall p-value = 7.86834e-17.
Null hypothesis rejected (alpha 0.05)

Knapsack/Hypervolume: H_0 = No significance of any differences

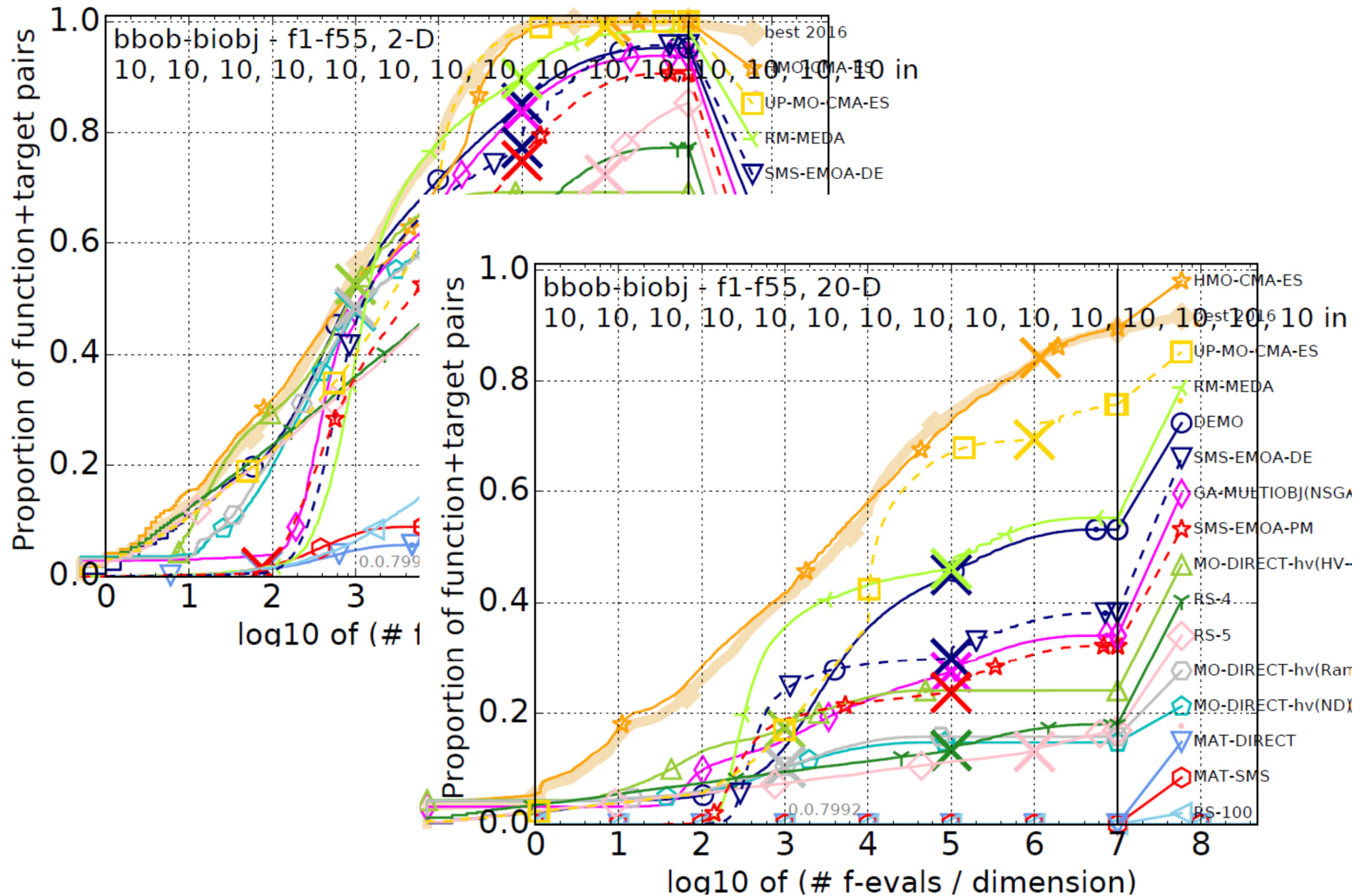
Automated Benchmarking

- State-of-the-art in single-objective optimization: **Blackbox Optimization Benchmarking (BBOB)** with COCO platform
<https://github.com/numbbo/coco>
- Release of a **bi-objective test suite** at BBOB-2016 workshop
- Focus on **target-based runlengths**
 - gives (nearly) anytime, interpretable results
 - defines problem=(test function instance, single-objective goal e.g. min. indicator difference to reference set, target precision)
 - reports average runtimes (aRT) to reach target precision
- COCO provides **data profiles**, **scaling plots**, scatter plots, tables, statistical tests, etc. **automatically**

Exemplary BBOB-2016 Results



Exemplary BBOB-2016 Results



A Few Recommendations

- always display *everything* you have
- look at *single runs*
- do each experiment at least twice
(= look at the *variance* of your results)
- as quality indicators, use hypervolume, R2, or epsilon indicator
- see also the tutorial by Nikolaus Hansen on this topic (not restricted to single-objective optimization!)

The Big Picture

Basic Algorithm Design Principles and Concepts

Performance Assessment and Benchmarking

Preference Articulation

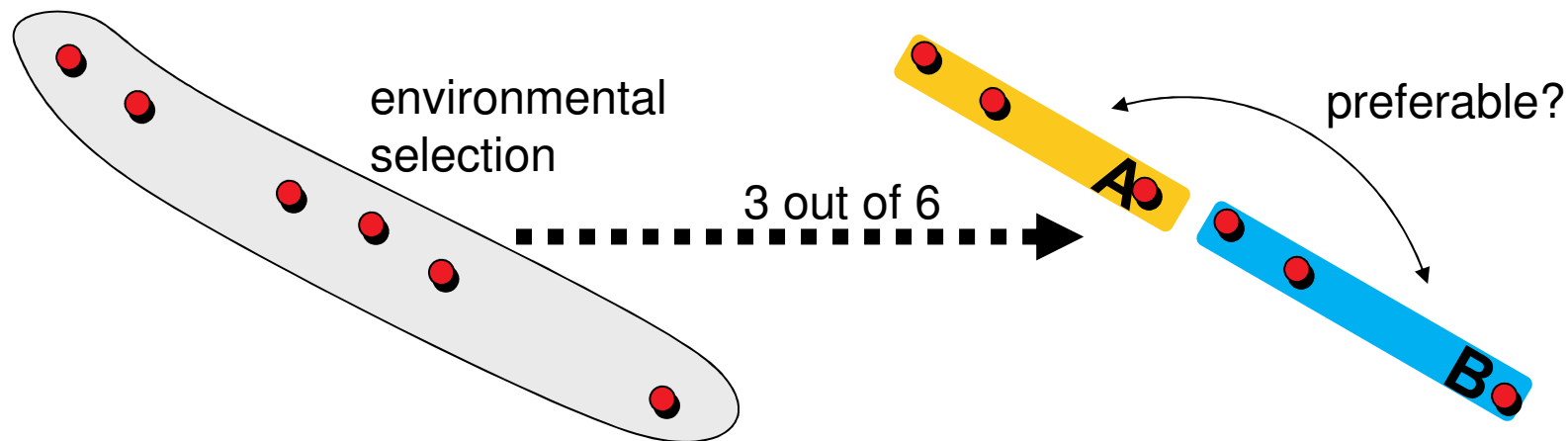
Articulating User Preferences During Search

What we thought: EMO is preference-less

Search before decision making: Optimization is performed without any preference information given. The result of the search process is a set of (ideally Pareto-optimal) candidate solutions from which the final choice is made by the DM.

[Zitzler 1999]

What we learnt: EMO just uses weaker preference information



Incorporation of Preferences During Search

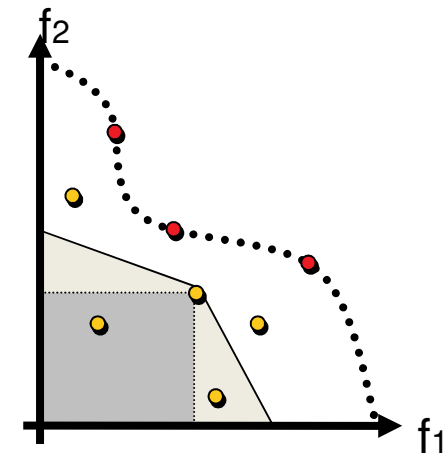
Nevertheless...

- the more (known) preferences incorporated the better
- in particular if search space is large

[Branke and Deb 2004] [Branke 2008] [Bechikh et al. 2015]

① Refine/modify dominance relation, e.g.:

- using goals, priorities, constraints
[Fonseca and Fleming 1998a,b]
- using different types of dominance cones
[Branke and Deb 2004]



② Use quality indicators, e.g.:

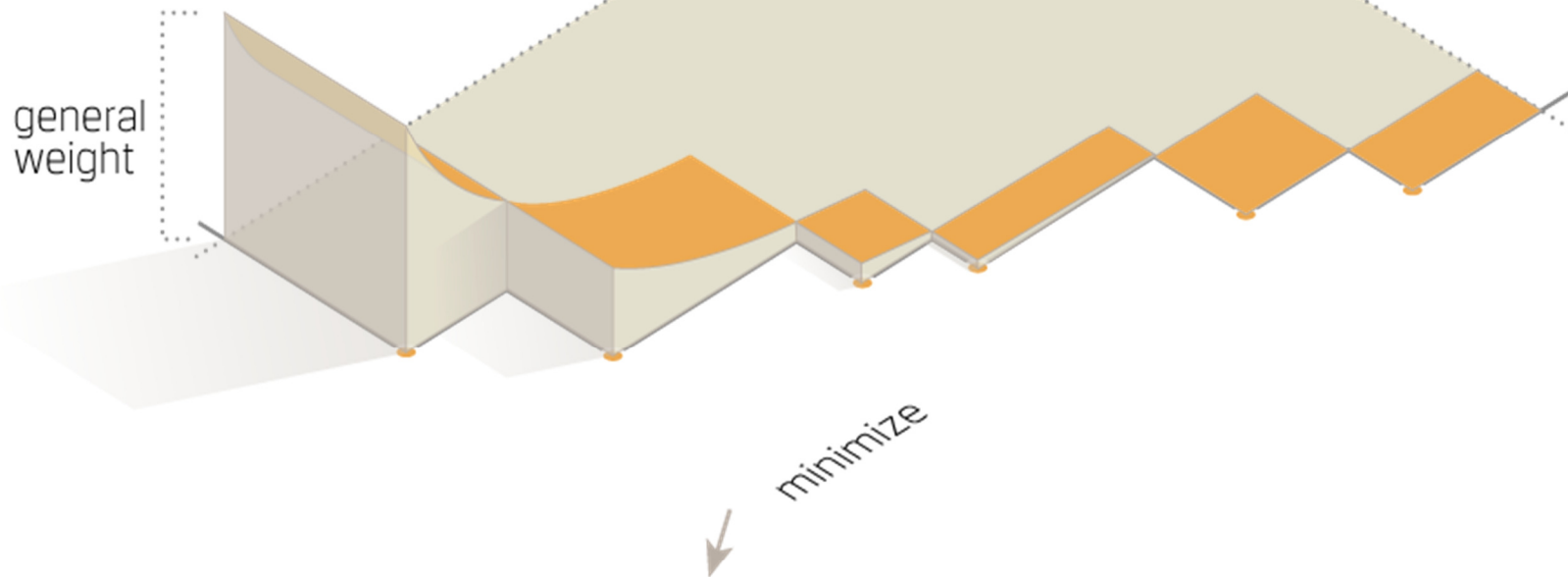
- based on reference points and directions [Deb and Sundar 2006, Deb and Kumar 2007]
- based on the hypervolume indicator
[Brockhoff et al. 2013] [Wagner and Trautmann 2010]
- based on the R2 indicator [Trautmann et al. 2013]

Example: Weighted Hypervolume Indicator

[Brockhoff et al. 2013]

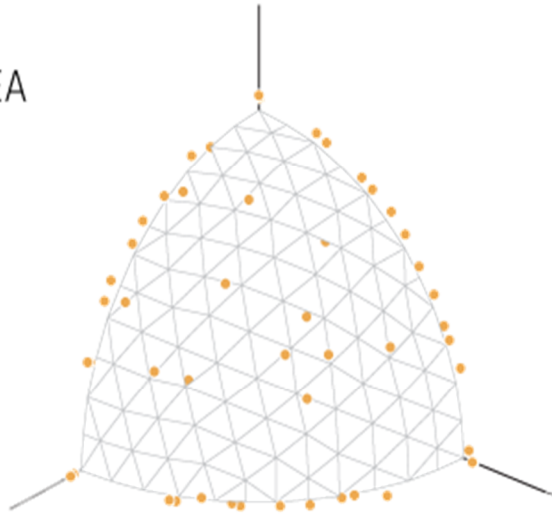
$$I_H^w(A) = \int_{\vec{l}}^{\vec{r}} w(\vec{z}) d\vec{z}$$

weighted
hypervolume

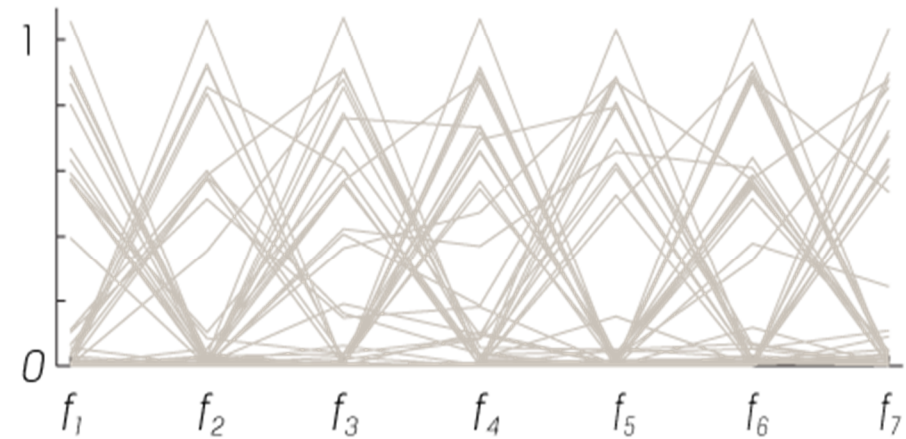


Weighted Hypervolume in Practice

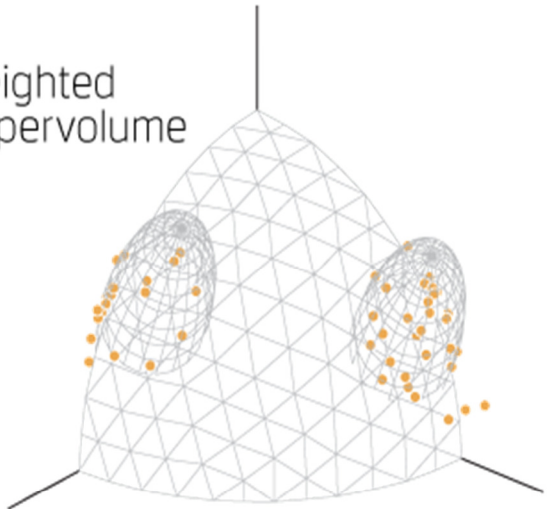
IBEA



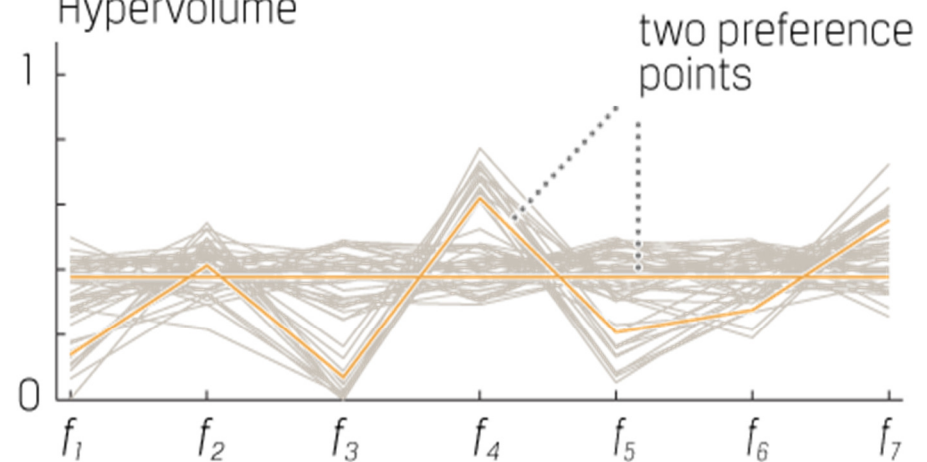
IBEA



weighted Hypervolume



weighted Hypervolume

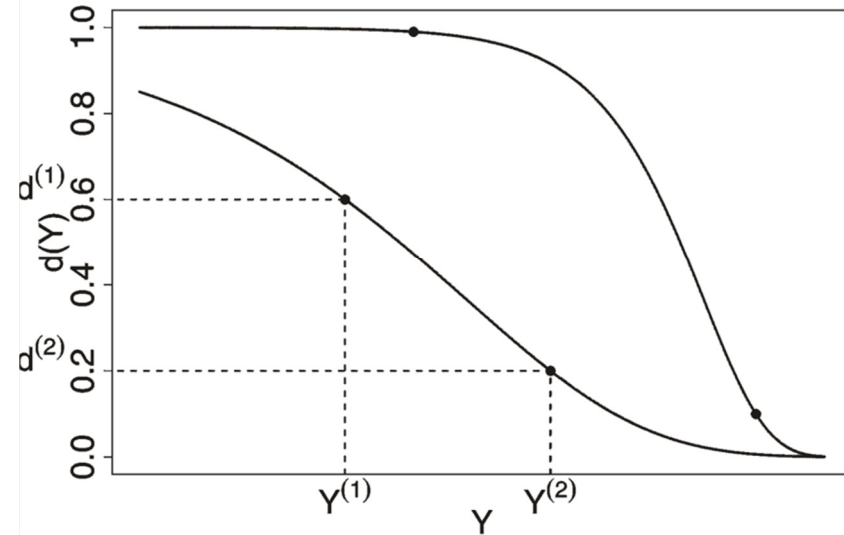
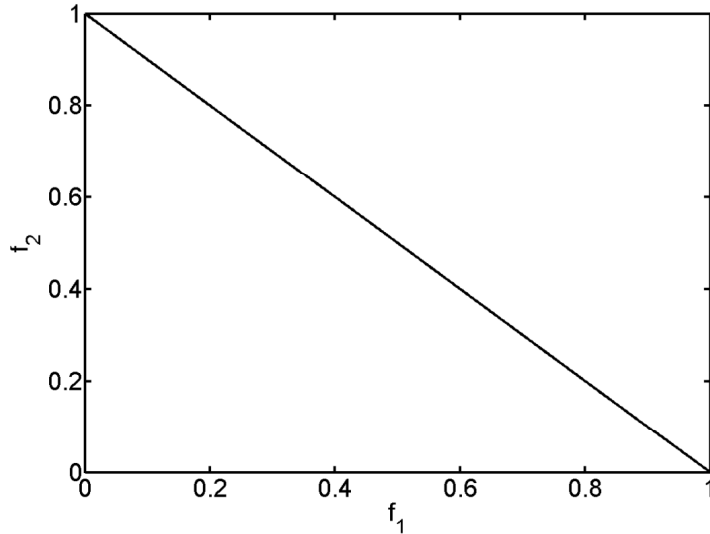


[Auger et al. 2009b]

Example: Desirability Function (DF)-SMS-EMOA

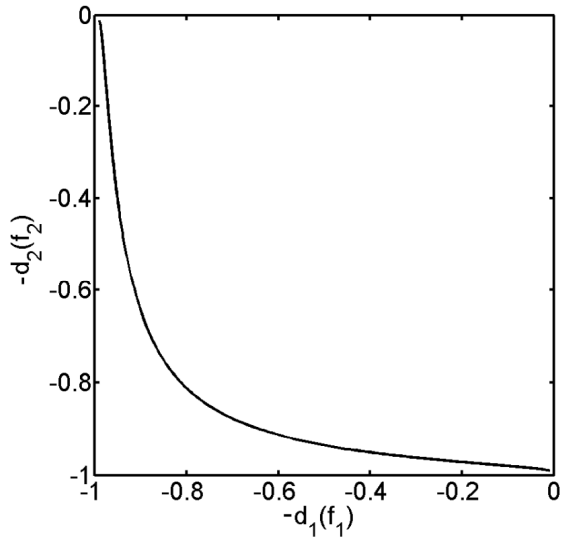
[Wagner and Trautmann 2010]

Shape of the untransformed Pareto front



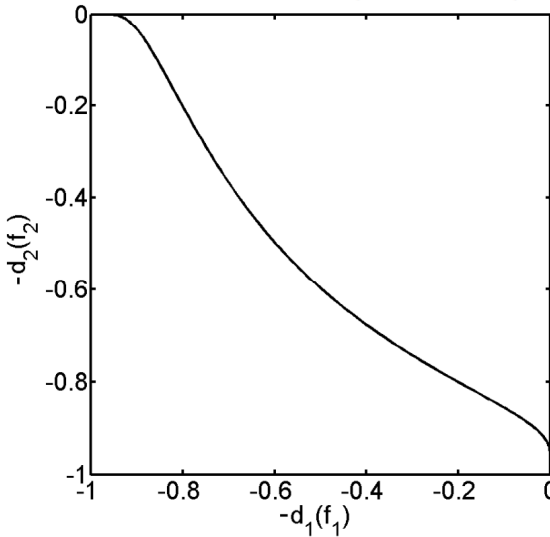
Shape of the transformed front for

identical DFs with $\begin{pmatrix} 0 & 0.99 \\ 1 & 0.01 \end{pmatrix}$



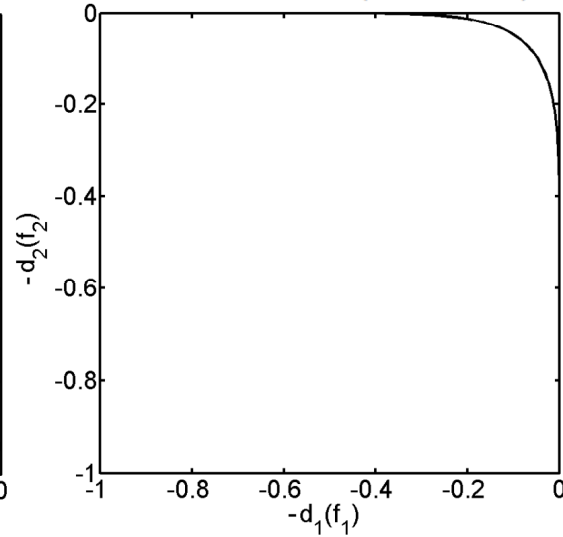
Shape of the transformed front for

identical DFs with $\begin{pmatrix} 0 & 0.99 \\ 0.75 & 0.01 \end{pmatrix}$

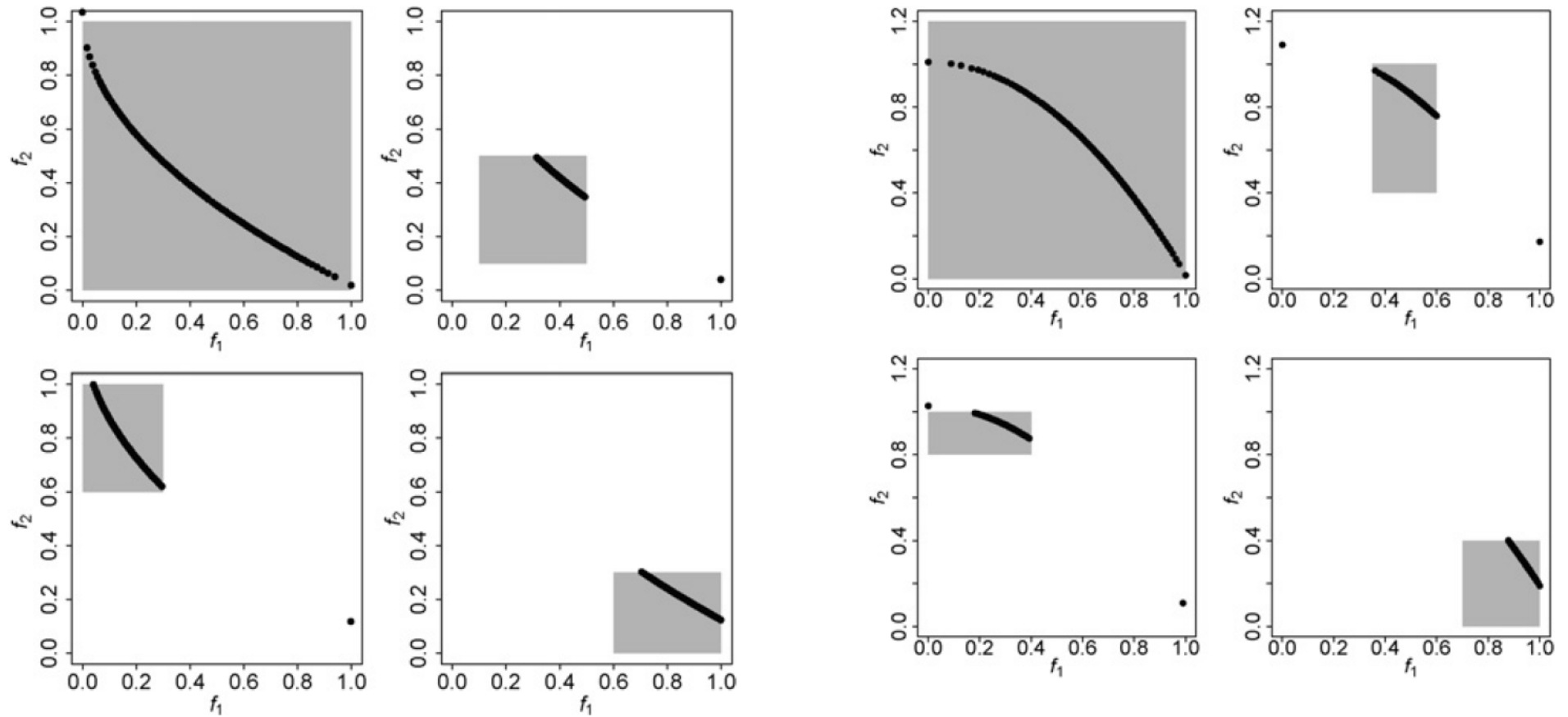


Shape of the transformed front for

identical DFs with $\begin{pmatrix} 0 & 0.99 \\ 0.55 & 0.01 \end{pmatrix}$



DF-SMS-EMOA in Practice

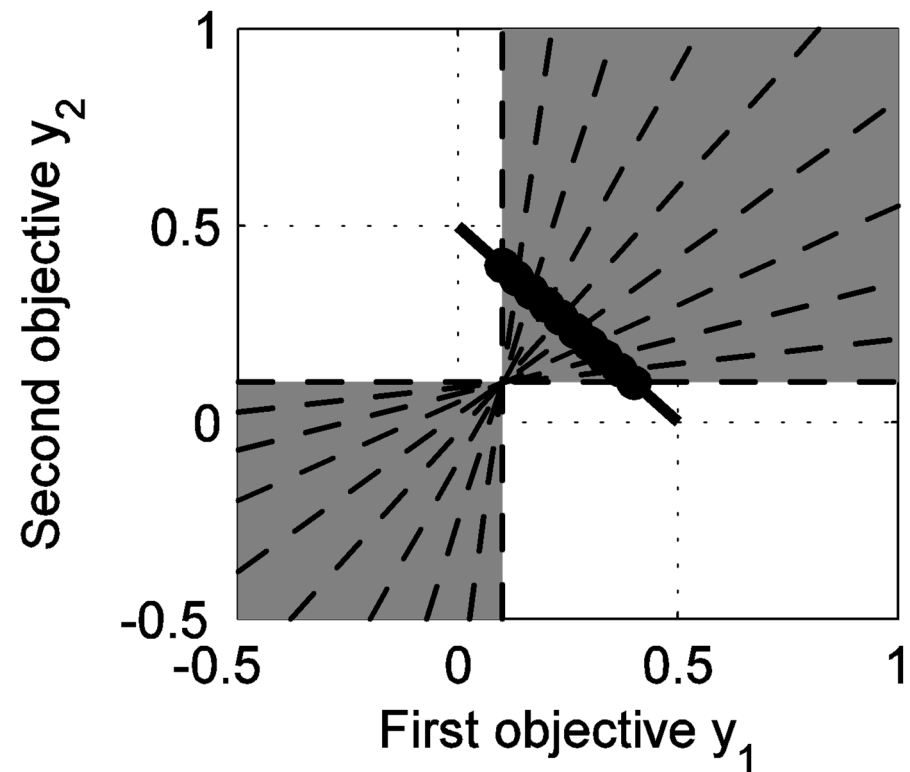
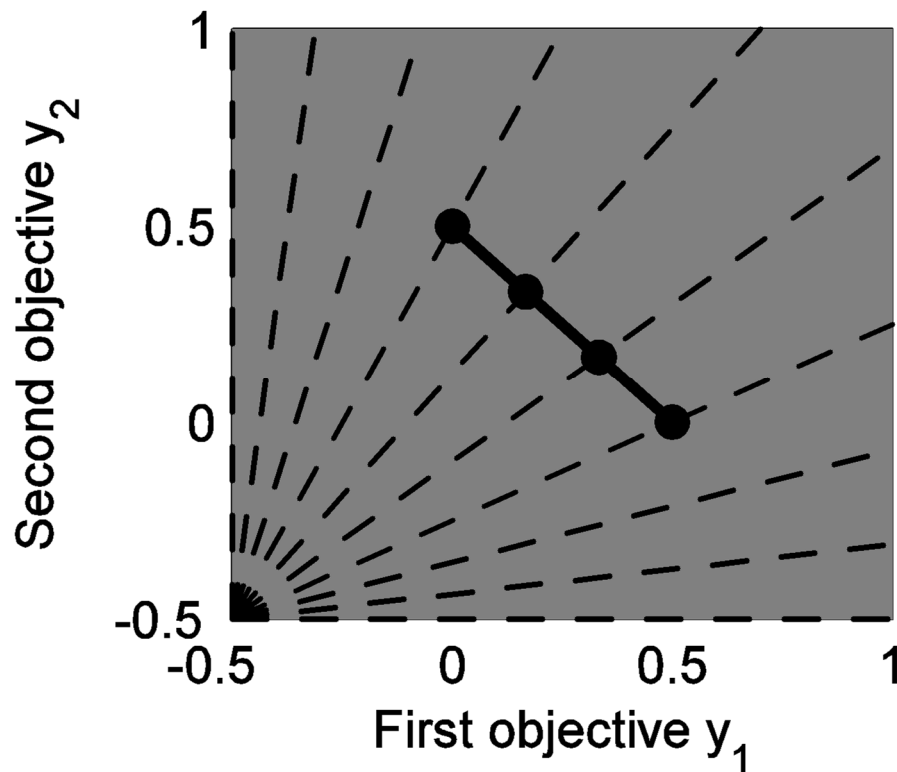


Example: R2-EMOA

Concept

Integration of preferences by varying the scalarizing functions

Position of ideal point

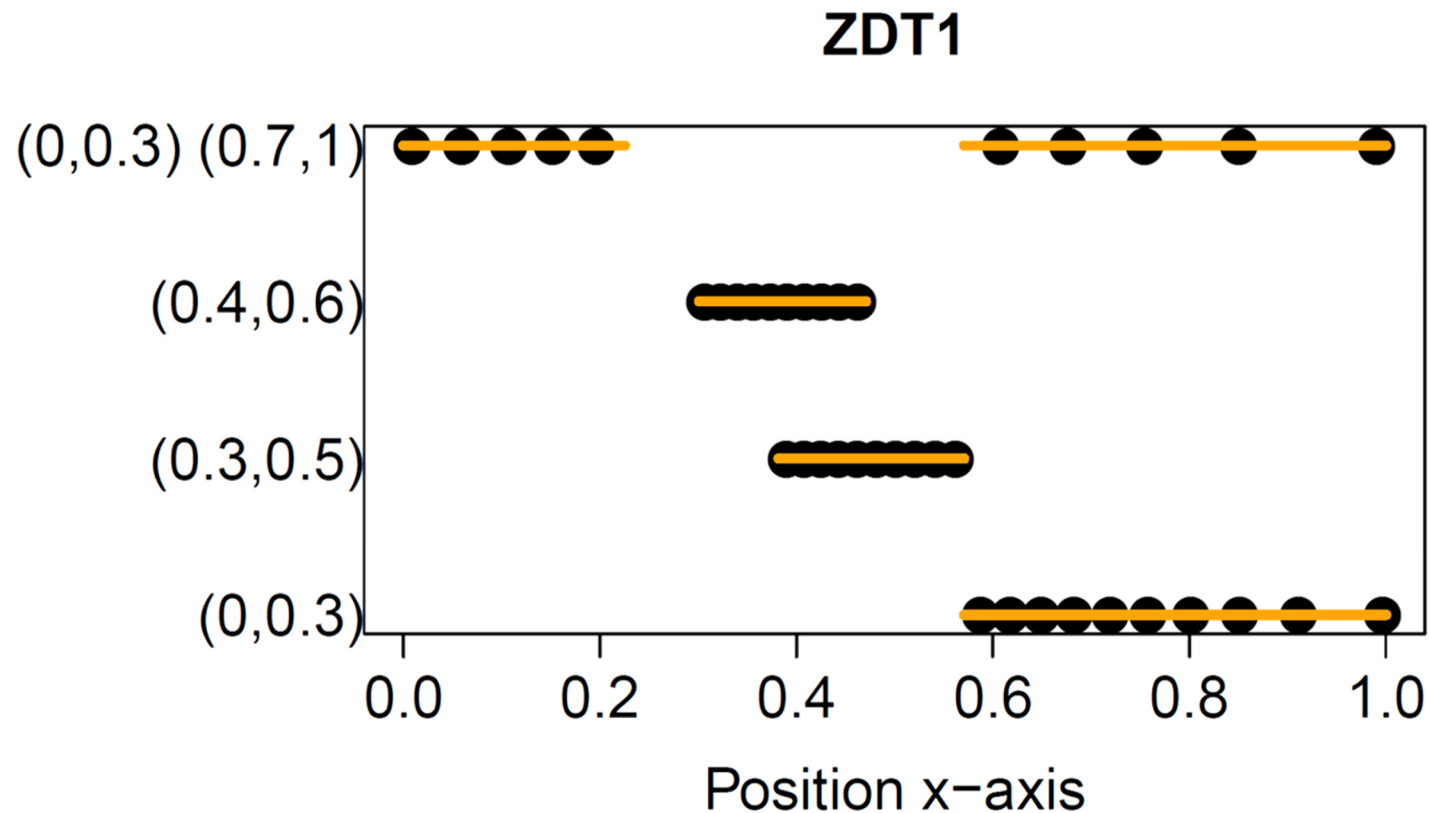


Example: R2-EMOA

Concept

Integration of preferences by varying the scalarizing functions

Restriction of the weight space



Interactive Approaches

Successive Preference Articulation = Interactive EMO

- recent interest of both EMO and MCDM community
- important in practice

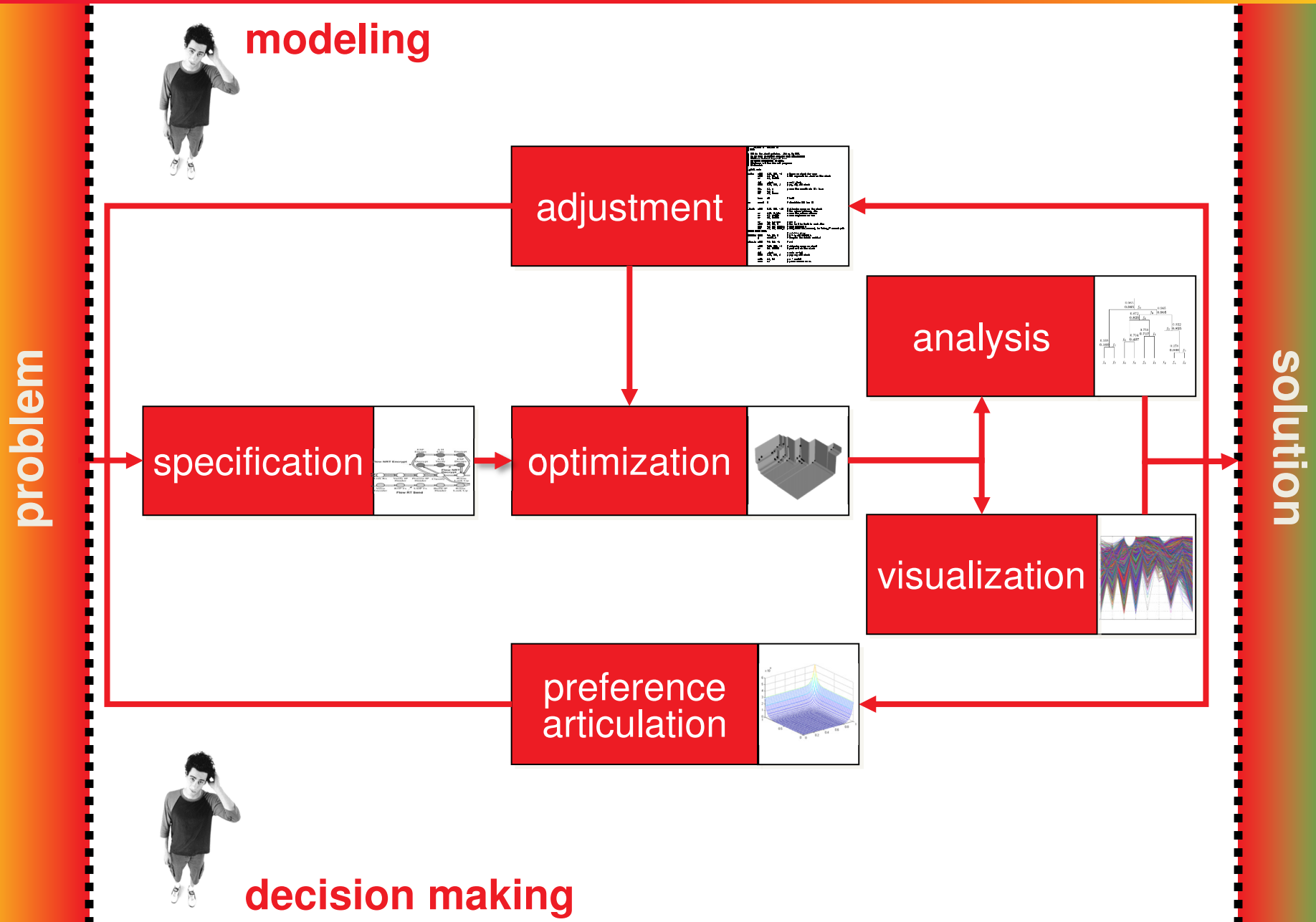
Examples

- first interactive EMO: [Tanino et al. 1993]
- good overview: [Jaszkiewicz and Branke 2008]
- more recent work: [Brockhoff et al. 2014] [Branke et al. 2014]

Issues/Open Questions

- realistic scenarios/ value functions
- evaluation of interactive algorithms [López-Ibáñez and Knowles 2015]

Conclusions: EMO as Interactive Decision Support



The EMO Community

Links:

- EMO mailing list: <https://lists.dei.uc.pt/mailman/listinfo/emo-list>
- MCDM mailing list: <http://lists.jyu.fi/mailman/listinfo/mcdm-discussion>
- EMO bibliography: <http://www.lania.mx/~ccoello/EMOO/>
- EMO conference series: <http://www.dep.uminho.pt/EMO2015/>

Books:

- ***Multi-Objective Optimization using Evolutionary Algorithms***
Kalyanmoy Deb, Wiley, 2001
- ***Evolutionary Algorithms for Solving Multi Evolutionary Algorithms for Solving Multi-Objective Problems Objective Problems***, Carlos A. Coello Coello, David A. Van Veldhuizen & Gary B. Lamont, Kluwer, 2nd Ed. 2007
- **Multiobjective Optimization—Interactive and Evolutionary Approaches**, J. Branke, K. Deb, K. Miettinen, and R. Slowinski, editors, volume 5252 of *LNCS*. Springer, 2008 [(still) many open questions!]
- and more...



PISA

Principles and Documentation

PISA for Beginners

Downloads

Performance Assessment

Write and Submit a Module

Publications, Bugs, Contact & License

PISA

A Platform and Programming Language Independent Interface for Search Algorithms

Principles and Documentation

What is PISA? How does PISA work and how useful?

PISA for Beginners

The first steps in order to use PISA

Downloads

Download Selectors, Downloaders

Crucial Bugfix

A severe bug in the hypervolume calculation of the `IBEA_variator` has been found, please redownload the module if your version is older



Computer Engineering and Networks Laboratory

© 2009 Institut TIK, ETH Zürich



[HOME](#) [ALGORITHMS](#) [PROBLEMS](#) [RESOURCES](#) [OUR TECHNIQUES ▼](#)

Welcome to the jMetal Web Site

jMetal is ...

Summary of features

Download from [sourceforge](#)

jMetal stands for **Metaheuristic Algorithms in Java**, and it is an object-oriented Java-based framework for multi-objective optimization with metaheuristics.

You can use it to ...

The object-oriented architecture of the framework and the included features allow you to: experiment with the provided classic and state-of-the-art techniques, develop your own algorithms, solve your optimization problem, integrate jMetal in other tools, etc.

Our motivation is ...

The motivation driving us is to provide ...

[Home](#) [Examples](#) [Downloads](#) [Documentation](#) [Support](#) [Donate](#)



MOEA Framework

A Free and Open Source Java Framework for Multiobjective Optimization

A Framework for Innovation

The MOEA Framework is a free and open source Java library for developing and experimenting with multiobjective evolutionary algorithms (MOEAs) and other general-purpose multiobjective optimization algorithms. The MOEA Framework supports genetic algorithms, differential evolution, particle swarm optimization, genetic programming, grammatical evolution, and more. A number of algorithms are provided out-of-the-box, including NSGA-II, NSGA-III, e-MOEA, GDE3 and MOEA/D. In addition, the MOEA Framework provides the tools necessary to rapidly design, develop, execute and statistically test optimization algorithms.

Key Features

- Fast, reliable implementations of many state-of-the-art multiobjective evolutionary algorithms
- Extensible with custom algorithms, problems and operators
- Supports master-slave, island-model, and hybrid parallelization
- Modular design for constructing new optimization algorithms from existing components
- Permissive open source license
- Fully documented source code

Downloads

Current Version: 2.4
Released: Jan 02, 2015

- [DEMO APPLICATION](#)
- [COMPILED BINARIES](#)
- [SOURCE CODE](#)
- [USER MANUAL](#)

Using Maven? Add our [dependencies](#)
Looking for a [previous release](#)?

License

Licensed under the [GNU Lesser General Public License](#).

Software

github.com/numbbo/coco/

This repository Search

numbbo / coco

Code Issues 115 Pull requests 1 Pulse Graphs Settings

Numerical Black-Box Optimization Benchmarking Framework <http://coco.gforge.inria.fr/> — Edit

7,902 commits 12 branches 25 releases 13 contributors

Branch: master New pull request

Create new file Upload files Find file Clone or download

| | | |
|--|--|---------------------------------|
| brockho committed on GitHub Merge pull request #1075 from numbbo/development | | Latest commit 0cbb7db on 10 Jun |
| code-experiments | Merge pull request #1071 from ttusar/debug | a month ago |
| code-postprocessing | further clean up of postprocessing output, | a month ago |
| code-preprocessing/archive-update | Added empty last lines. | a month ago |
| docs | updated reference to biobjective perf-assessment paper on arXiv in ge... | 2 months ago |
| howtos | Update documentation-howto.md | 4 months ago |
| .clang-format | raising an error in bbob2009_logger.c when best_value is NULL. Plus s... | a year ago |
| .hgignore | raising an error in bbob2009_logger.c when best_value is NULL. Plus s... | a year ago |
| AUTHORS | small correction in AUTHORS | 4 months ago |
| LICENSE | Added acknowledgements to external collaborators... | 4 months ago |

Key Features

- Fast, reliable implementations of many state-of-the-art multiobjective evolutionary algorithms
- Extensible with custom algorithms, problems and operators
- Supports master-slave, island-model, and hybrid parallelization
- Modular design for constructing new optimization algorithms from existing components
- Permissive open source license
- Fully documented source code

Using Maven? Add our [dependenc](#)
Looking for a [previous release?](#)

License

Licensed under the [GNU Lesser
General Public License](#).

Challenging Open (Research) Directions

- from algorithms to toolkits
 - libraries of modules for each task (selection, variation, etc.)
 - problem-specific algorithm configuration/ parameter tuning
- benchmarking
 - comparison with classical approaches
 - design/selection of practically relevant problems
 - Algorithm/toolkit recommendations for practice
- integration of EMO and MCDM into one field
- interactive preference articulation and learning
- interactive problem design
- integration of problem-specific knowledge

Questions?



Additional Slides

Instructor Biography: Dimo Brockhoff

Dimo Brockhoff

RandOpt team

Inria Saclay - Ile-de-France

CMAP UMR 7641 École Polytechnique CNRS

Route de Saclay

91128 Palaiseau

France



After obtaining his diploma in computer science (Dipl.-Inform.) from University of Dortmund, Germany in 2005, Dimo Brockhoff received his PhD (Dr. sc. ETH) from ETH Zurich, Switzerland in 2009. Between June 2009 and October 2011 he held postdoctoral research positions---first at Inria Saclay Ile-de-France in Orsay and then at Ecole Polytechnique in Palaiseau, both in France. Since November 2011, Dimo has been a permanent researcher at Inria: from 2011 till 2016 with the Inria Lille - Nord Europe research center and since October 2016 with the Saclay - Ile-de-France research center, co-located with CMAP, Ecole Polytechnique. His most recent research interests are focused on evolutionary multiobjective optimization (EMO) and other (single-objective) blackbox optimization techniques, in particular with respect to benchmarking, theoretical aspects, and expensive optimization.

References

- [Auger et al. 2009a] A. Auger, J. Bader, D. Brockhoff, and E. Zitzler. Theory of the Hypervolume Indicator: Optimal μ -Distributions and the Choice of the Reference Point. In Foundations of Genetic Algorithms (FOGA 2009), pages 87–102, New York, NY, USA, 2009. ACM.
- [Auger et al. 2009b] A. Auger, J. Bader, D. Brockhoff, and E. Zitzler. Articulating User Preferences in Many-Objective Problems by Sampling the Weighted Hypervolume. In G. Raidl et al., editors, Genetic and Evolutionary Computation Conference (GECCO 2009), pages 555–562, New York, NY, USA, 2009. ACM
- [Bader 2010] J. Bader. Hypervolume-Based Search For Multiobjective Optimization: Theory and Methods. PhD thesis, ETH Zurich, 2010
- [Bader and Zitzler 2011] J. Bader and E. Zitzler. HypE: An Algorithm for Fast Hypervolume-Based Many-Objective Optimization. *Evolutionary Computation* 19(1):45-76, 2011.
- [Bader et al. 2009] J. Bader, D. Brockhoff, S. Welten, and E. Zitzler. On Using Populations of Sets in Multiobjective Optimization. In M. Ehrgott et al., editors, Conference on Evolutionary Multi-Criterion Optimization (EMO 2009), volume 5467 of LNCS, pages 140–154. Springer, 2009
- [Bandaru and Deb 2015] S. Bandaru and K. Deb. Temporal Innovization: Evolution of Design Principles Using Multi-objective Optimization. In A. Gaspar-Cunha et al., editors, Proc. EMO 2015, volume 9018 of LNCS, pages 79-93, Springer, 2015
- [Bechikh et al. 2015] S. Bechikh, M. Kessentini, L. Ben Said and K. Ghedira. Preference Incorporation in Evolutionary Multiobjective Optimization: A Survey of the State-of-the-Art. *Advances in Computers*, 98:141–207, 2015
- [Bezerra et al. 2015] L. Bezerra, M. Lopez-Ibanez, T. Stützle. To DE or Not to DE? Multi-objective Differential Evolution Revisited from a Component-Wise Perspective. In A. Gaspar-Cunha et al., editors, Proc. EMO 2015, volume 9018 of LNCS, pages 48-63, Springer, 2015
- [Branke 2008] J. Branke. Consideration of Partial User Preferences in Evolutionary Multiobjective Optimization. In Multiobjective Optimization, volume 5252 of LNCS, pages 157-178. Springer, 2008

References

- [Branke and Deb 2004] J. Branke and K. Deb. Integrating User Preferences into Evolutionary Multi-Objective Optimization. In Y. Jin, editor, Knowledge Incorporation in Evolutionary Computation, pages 461–477. Springer, 2004
- [Branke et al. 2014] J. Branke, S. Greco, R. Slowinski and P. Zielniewicz. Learning Value Functions in Interactive Evolutionary Multiobjective Optimization. IEEE Transactions on Evolutionary Computation, 19: 88-102, 2014
- [Bringmann 2012] K. Bringmann. An improved algorithm for Klee’s measure problem on fat boxes. Computational Geometry: Theory and Applications, 45:225–233, 2012.
- [Bringmann 2013] K. Bringmann. Bringing Order to Special Cases of Klee's Measure Problem. arXiv preprint arXiv:1301.7154 (2013).
- [Bringmann and Friedrich 2009] K. Bringmann and T. Friedrich. Approximating the Least Hypervolume Contributor: NP-hard in General, But Fast in Practice. In M. Ehrgott et al., editors, Conference on Evolutionary Multi-Criterion Optimization (EMO 2009), pages 6–20. Springer, 2009
- [Bringmann, et al. 2014] K. Bringmann, T. Friedrich, and and Patrick Klitzke. Two-dimensional subset selection for hypervolume and epsilon-indicator. Genetic and Evolutionary Computation Conference (GECCO 2014), pages 589–596. ACM, 2014
- [Brockhoff et al. 2009] D. Brockhoff, T. Friedrich, N. Hebbinghaus, C. Klein, F. Neumann, and E. Zitzler. On the Effects of Adding Objectives to Plateau Functions. IEEE Transactions on Evolutionary Computation, 13(3):591–603, 2009
- [Brockhoff et al. 2012] D. Brockhoff, T. Wagner, and H. Trautmann. On the Properties of the R2 Indicator. In Genetic and Evolutionary Computation Conference (GECCO 2012), pages 465–472. ACM, 2012
- [Brockhoff et al. 2013] D. Brockhoff, J. Bader, L. Thiele and E. Zitzler. Directed Multiobjective Optimization Based on the Weighted Hypervolume Indicator. Journal of Multicriteria Decision Analysis, 20(5-6):291–317, 2013

References

- [Brockhoff et al. 2014] D. Brockhoff, Y. Hamadi, and S. Kaci. Using Comparative Preference Statements in Hypervolume-Based Interactive Multiobjective Optimization. Learning and Intelligent Optimization (LION 2014), pages 121–136. Springer, 2014
- [Brockhoff et al. 2017] D. Brockhoff, A. Auger, N. Hansen, and T. Tusar. Quantitative Performance Assessment of Multiobjective Optimizers: The Average Runtime Attainment Function. In Conference on Evolutionary Multi-Criterion Optimization (EMO 2017), pages 103–119. Springer, 2017
- [Calonder et al. 2006] M. Calonder, S. Bleuler, and E. Zitzler. Module Identification from Heterogeneous Biological Data Using Multiobjective Evolutionary Algorithms. In T. P. Runarsson et al., editors, Conference on Parallel Problem Solving from Nature (PPSN IX), volume 4193 of LNCS, pages 573–582. Springer, 2006
- [Camerini et al. 1984] P. M. Camerini, G. Galbiati, and F. Maffioli. The complexity of multi-constrained spanning tree problems. In Theory of algorithms, Colloquium PECS 1984, pages 53-101, 1984.
- [Deb and Kumar 2007] K. Deb and A. Kumar. Light Beam Search Based Multi-objective Optimization Using Evolutionary Algorithms. In Congress on Evolutionary Computation (CEC 2007), pages 2125–2132. IEEE Press, 2007
- [Deb and Srinivasan 2006] K. Deb and A. Srinivasan. Innovization: Innovating Design Principles through Optimization. In Proc. GECCO 2006, pages 1629–1636. ACM, 2006
- [Deb and Sundar 2006] K. Deb and J. Sundar. Reference Point Based Multi-Objective Optimization Using Evolutionary Algorithms. In Maarten Keijzer et al., editors, Conference on Genetic and Evolutionary Computation (GECCO 2006), pages 635–642. ACM Press, 2006
- [Deb et al. 2014] K. Deb, S. Bandaru, D. Greiner, A. Gaspar-Cunha and C. Celal Tutum. An integrated approach to automated innovization for discovering useful design principles: Case studies from engineering. Applied Soft Computing, 15:42-56, 2014
- [Díaz-Manríquez et al. 2013] A. Díaz-Manríquez, G. Toscano-Pulido, C. A. C. Coello and R. Landa-Becerra. A ranking method based on the R2 indicator for many-objective optimization. In IEEE Congress on Evolutionary Computation (CEC), pages 1523-1530. IEEE.

References

- [Emmerich et al. 2007] M. Emmerich, A. Deutz and N. Beume. Gradient-Based/Evolutionary Relay Hybrid for Computing Pareto Front Approximations Maximizing the S -Metric. In Bartz-Beielstein et al., editors, Proc. Hybrid Metaheuristics, pages 140-156. Springer, 2007
- [Fonseca and Fleming 1998a] C. M. Fonseca and Peter J. Fleming. Multiobjective Optimization and Multiple Constraint Handling with Evolutionary Algorithms—Part I: A Unified Formulation. *IEEE Transactions on Systems, Man, and Cybernetics*, 28(1):26–37, 1998
- [Fonseca and Fleming 1998b] C. M. Fonseca and Peter J. Fleming. Multiobjective Optimization and Multiple Constraint Handling with Evolutionary Algorithms—Part II: Application Example. *IEEE Transactions on Systems, Man, and Cybernetics*, 28(1):38–47, 1998
- [Fonseca et al. 2011] C. M. Fonseca, A. P. Guerreiro, M. López-Ibáñez, and L. Paquete. On the computation of the empirical attainment function. In Takahashi et al., editors, Proc. EMO, volume 6576 of LNCS, pages 106-120. Springer, 2011
- [Friedrich et al. 2011] T. Friedrich, K. Bringmann, T. Voß, C. Igel. The Logarithmic Hypervolume Indicator. In Beyer and Langdon, editors, Proc. FOGA. ACM, 2011.
- [Guerreiro et al. 2015] A. P. Guerreiro, C. M. Fonseca, and L. Paquete. Greedy Hypervolume Subset Selection in the Three-Objective Case. In Genetic and Evolutionary Computation Conference (GECCO 2015), pages 671-678. ACM, 2015
- [Guerreiro and Fonseca 2017] A. P. Guerreiro and C. M. Fonseca. Computing and updating hypervolume contributions in up to four dimensions. *IEEE Transactions on Evolutionary Computation* (2017).
- [Greiner et al. 2007] D. Greiner, J. M. Emperador, G. Winter, and B. Galván. Improving Computational Mechanics Optimum Design Using Helper Objectives: An Application in Frame Bar Structures. In Conference on Evolutionary Multi-Criterion Optimization (EMO 2007), volume 4403 of LNCS, pages 575–589. Springer, 2007
- [Hadka and Reed 2013] D. Hadka and P. Reed. Borg: An Auto-Adaptive Many-Objective Evolutionary Computing Framework. *Evolutionary Computation*, 21(2):231–259, 2013

References

- [Handl et al. 2008a] J. Handl, S. C. Lovell, and J. Knowles. Investigations into the Effect of Multiobjectivization in Protein Structure Prediction. In G. Rudolph et al., editors, Conference on Parallel Problem Solving From Nature (PPSN X), volume 5199 of LNCS, pages 702–711. Springer, 2008
- [Handl et al. 2008b] J. Handl, S. C. Lovell, and J. Knowles. Multiobjectivization by Decomposition of Scalar Cost Functions. In G. Rudolph et al., editors, Conference on Parallel Problem Solving From Nature (PPSN X), volume 5199 of LNCS, pages 31–40. Springer, 2008
- [Igel et al. 2007] C. Igel, N. Hansen, and S. Roth. Covariance Matrix Adaptation for Multi-objective Optimization. *Evolutionary Computation*, 15(1):1–28, 2007
- [Jaszkiewicz and Branke 2008] A. Jaszkiewicz and J. Branke. Interactive Multiobjective Evolutionary Algorithms. In: *Multiobjective Optimization: Interactive and Evolutionary Approaches*, pages 179–193, Springer, 2008
- [Jensen 2004] M. T. Jensen. Helper-Objectives: Using Multi-Objective Evolutionary Algorithms for Single-Objective Optimisation. *Journal of Mathematical Modelling and Algorithms*, 3(4):323–347, 2004
- [Judt et al. 2011] L. Judt, O. Mersmann, and B. Naujoks. Non-monotonicity of obtained hypervolume in 1-greedy S-Metric Selection. In: *Conference on Multiple Criteria Decision Making (MCDM 2011)*, 2011
- [Krause et al. 2016] O. Krause, T. Glasmachers, N. Hansen, and C. Igel. Unbounded population MO-CMA-ES for the bi-objective BBOB test suite. In *Companion of the 18th International Conference on Genetic and Evolutionary Computation (GECCO 2012): BBOB-2016 Workshop*, pages 1177-1184, ACM, 2016
- [Knowles et al. 2001] J. D. Knowles, R. A. Watson, and D. W. Corne. Reducing Local Optima in Single-Objective Problems by Multi-objectivization. In E. Zitzler et al., editors, *Conference on Evolutionary Multi-Criterion Optimization (EMO 2001)*, volume 1993 of LNCS, pages 269–283. Springer, 2001
- [Kuhn et al. 2014] T. Kuhn, C. M. Fonseca, L. Paquete, S. Ruzika, and J. R. Figueira. Hypervolume subset selection in two dimensions: Formulations and algorithms. Technical report. Technische Universität Kaiserslautern, Fachbereich Mathematik, 2014

References

- [López-Ibáñez et al 2010] M. López-Ibáñez, L. Paquete, and T. Stützle. Exploratory Analysis of Stochastic Local Search Algorithms in Biobjective Optimization. In T. Bartz-Beielstein, M. Chiarandini, L. Paquete, and M. Preuss, editors. *Experimental Methods for the Analysis of Optimization Algorithms*, pages 209–222. Springer, 2010
- [Lopez-Ibanez and Knowles 2015] M. Lopez-Ibanez and J. D. Knowles. Machine Decision Makers as a Laboratory for Interactive EMO. In A. Gaspar-Cunha et al., editors, *Proc. EMO*, volume 9019 of LNCS, pages 295-309. Springer, 2015
- [Miettinen 1999] K. Miettinen. *Nonlinear Multiobjective Optimization*. Kluwer, Boston, MA, USA, 1999
- [Neumann and Wegener 2006] F. Neumann and I. Wegener. Minimum Spanning Trees Made Easier Via Multi-Objective Optimization. *Natural Computing*, 5(3):305–319, 2006
- [Obayashi and Sasaki 2003] S. Obayashi and D. Sasaki. Visualization and Data Mining of Pareto Solutions Using Self-Organizing Map. In *Conference on Evolutionary Multi-Criterion Optimization (EMO 2003)*, volume 2632 of LNCS, pages 796–809. Springer, 2003
- [Sacks et al. 1989] J. Sacks, W. Welch, T. Mitchell, H. Wynn. : Design and Analysis of Computer Experiments. *Statistical Science*, 4(4):409–423, 1989
- [Schaffer 1985] J. D. Schaffer. Multiple Objective Optimization with Vector Evaluated Genetic Algorithms. In John J. Grefenstette, editor, *Conference on Genetic Algorithms and Their Applications*, pages 93–100, 1985.
- [Segura et al. 2013] C. Segura, C. A. Coello Coello, M. Gara and L. Coromoto. Using multi-objective evolutionary algorithms for single-objective optimization. In: *4OR*, 11(3):201-228. Springer, 2013.
- [Siegfried et al. 2009] T. Siegfried, S. Bleuler, M. Laumanns, E. Zitzler, and W. Kinzelbach. Multi-Objective Groundwater Management Using Evolutionary Algorithms. *IEEE Transactions on Evolutionary Computation*, 13(2):229–242, 2009
- [Tanino et al. 1993] T. Tanino, M. Tanaka, and C. Hojo. An Interactive Multicriteria Decision Making Method by Using a Genetic Algorithm. In: *Conference on Systems Science and Systems Engineering*, pages 381–386, 1993

References

- [Thiele et al. 2002] L. Thiele, S. Chakraborty, M. Gries, and S. Künzli. Design Space Exploration of Network Processor Architectures. In *Network Processor Design 2002: Design Principles and Practices*. Morgan Kaufmann, 2002
- [Trautmann et al. 2013] H. Trautmann, T. Wagner, and D. Brockhoff. R2-EMOA: Focused Multiobjective Search Using R2-Indicator-Based Selection. *Learning and Intelligent Optimization Conference (LION 2013)*, pages 70–74, Springer, 2013. Short paper.
- [Ulrich et al. 2007] T. Ulrich, D. Brockhoff, and E. Zitzler. Pattern Identification in Pareto-Set Approximations. In M. Keijzer et al., editors, *Genetic and Evolutionary Computation Conference (GECCO 2008)*, pages 737–744. ACM, 2008.
- [Verel et al. 2011] S. Verel, C. Dhaenens, A. Liefooghe. Set-based Multiobjective Fitness Landscapes: A Preliminary Study. In *Genetic and Evolutionary Computation Conference (GECCO 2011)*, pages 769–776. ACM, 2011.
- [Voß et al. 2010] T. Voß, N. Hansen, and C. Igel. Improved Step Size Adaptation for the MO-CMA-ES. In J. Branke et al., editors, *Genetic and Evolutionary Computation Conference (GECCO 2010)*, pages 487–494. ACM, 2010
- [Wagner et al. 2008] T. Wagner, D. Passmann, K. Weinert, D. Biermann and A. Bledzki. Efficient Modeling and Optimization of the Property Gradation of Self-Reinforced Polypropylene Sheets within a Thermo-Mechanical Compaction Process. In R. Teti, editor, *Proc. ICME*, pages 447–452. Edizione Ziino, 2008
- [Wagner et al. 2010] T. Wagner, M. Emmerich, A. Deutz and W. Ponweiser. Improvement Criteria for Model-Based Multi-Objective Optimization. In R. Schaefer et al., editors, *Proc. PPSN*, volume 6238 of LNCS, pages 718–727. Springer, 2010
- [Watanabe and Sakakibara 2007] S. Watanabe and K. Sakakibara. A multiobjectivization approach for vehicle routing problems. In *Conference on Evolutionary Multi-Criterion Optimization (EMO 2007)*, volume 4403 of LNCS, pages 660–672. Springer, 2007

References

- [Weinert et al. 2009] K. Weinert, A. Zabel, P. Kersting, T. Michelitsch and T. Wagner. On the Use of Problem-Specific Candidate Generators for the Hybrid Optimization of Multi-Objective Production Engineering Problems. *Evolutionary Computation*, 17(4):527–544, 2009
- [Yildiz and Suri 2012] H. Yildiz and S. Suri. On Klee's measure problem for grounded boxes. *Proceedings of the 2012 symposium on Computational Geometry*. ACM, 2012
- [Zhang and Li 2007] Q. Zhang and H. Li. MOEA/D: A Multiobjective Evolutionary Algorithm Based on Decomposition. *IEEE Transactions on Evolutionary Computation*, 11(6):712--731, 2007
- [Zhang et al. 2008] Q. Zhang, A. Zhou and Y. Jin. RM-MEDA: A Regularity Model-Based Multiobjective Estimation of Distribution Algorithm. *IEEE Transactions on Evolutionary Computation*, 12(1):41–63, 2008
- [Zhang et al. 2012] L. Zhang, T. Wagner and D. Biermann. Optimization of Cutting Parameters for Drilling Nickel-Based Alloys using Statistical Experimental Design Techniques. In S. Hinduja and L. Li, editors, *Proc. MATADOR*, pages 123-126. Springer, 2012
- [Zitzler 1999] E. Zitzler. *Evolutionary Algorithms for Multiobjective Optimization: Methods and Applications*. PhD thesis, ETH Zurich, Switzerland, 1999
- [Zitzler and Künzli 2004] E. Zitzler and S. Künzli. Indicator-Based Selection in Multiobjective Search. In X. Yao et al., editors, *Conference on Parallel Problem Solving from Nature (PPSN VIII)*, volume 3242 of LNCS, pages 832–842. Springer, 2004
- [Zitzler et al. 2000] E. Zitzler, K. Deb, and L. Thiele. Comparison of Multiobjective Evolutionary Algorithms: Empirical Results. *Evolutionary Computation*, 8(2):173–195, 2000
- [Zitzler et al. 2003] E. Zitzler, L. Thiele, M. Laumanns, C. M. Fonseca, and V. Grunert da Fonseca. Performance Assessment of Multiobjective Optimizers: An Analysis and Review. *IEEE Transactions on Evolutionary Computation*, 7(2):117–132, 2003
- [Zitzler et al. 2010] E. Zitzler, L. Thiele, and J. Bader. On Set-Based Multiobjective Optimization. *IEEE Transactions on Evolutionary Computation*, 14(1):58–79, 2010

Acknowledgements

I would like to thank in particular Eckart Zitzler and Tobias Wagner who contributed significantly to the content of these slides over the years.

Many thanks go also to Carlos Fonseca and Manuel López-Ibáñez for pointing out some mistakes during my PPSN 2016 presentation on the same topic that should be corrected in these slides.