



**HAL**  
open science

# Stress-based regulation of multicellular plant growth: a finite element modeling approach applied to planar leaf morphogenesis

Hadrien Oliveri, Feng Zhao, Olivier Ali, Jan Traas, Christophe Godin

## ► To cite this version:

Hadrien Oliveri, Feng Zhao, Olivier Ali, Jan Traas, Christophe Godin. Stress-based regulation of multicellular plant growth: a finite element modeling approach applied to planar leaf morphogenesis. ICSB 2018 - 19th International Conference on Systems Biology, Oct 2018, Lyon, France. hal-01897027

**HAL Id: hal-01897027**

**<https://inria.hal.science/hal-01897027>**

Submitted on 17 Oct 2018

**HAL** is a multi-disciplinary open access archive for the deposit and dissemination of scientific research documents, whether they are published or not. The documents may come from teaching and research institutions in France or abroad, or from public or private research centers.

L'archive ouverte pluridisciplinaire **HAL**, est destinée au dépôt et à la diffusion de documents scientifiques de niveau recherche, publiés ou non, émanant des établissements d'enseignement et de recherche français ou étrangers, des laboratoires publics ou privés.

# Stress-based regulation of multicellular plant growth: a *finite element* modeling approach applied to planar leaf morphogenesis

Hadrien Oliveri\*, Feng Zhao, Olivier Ali, Jan Traas, Christophe Godin

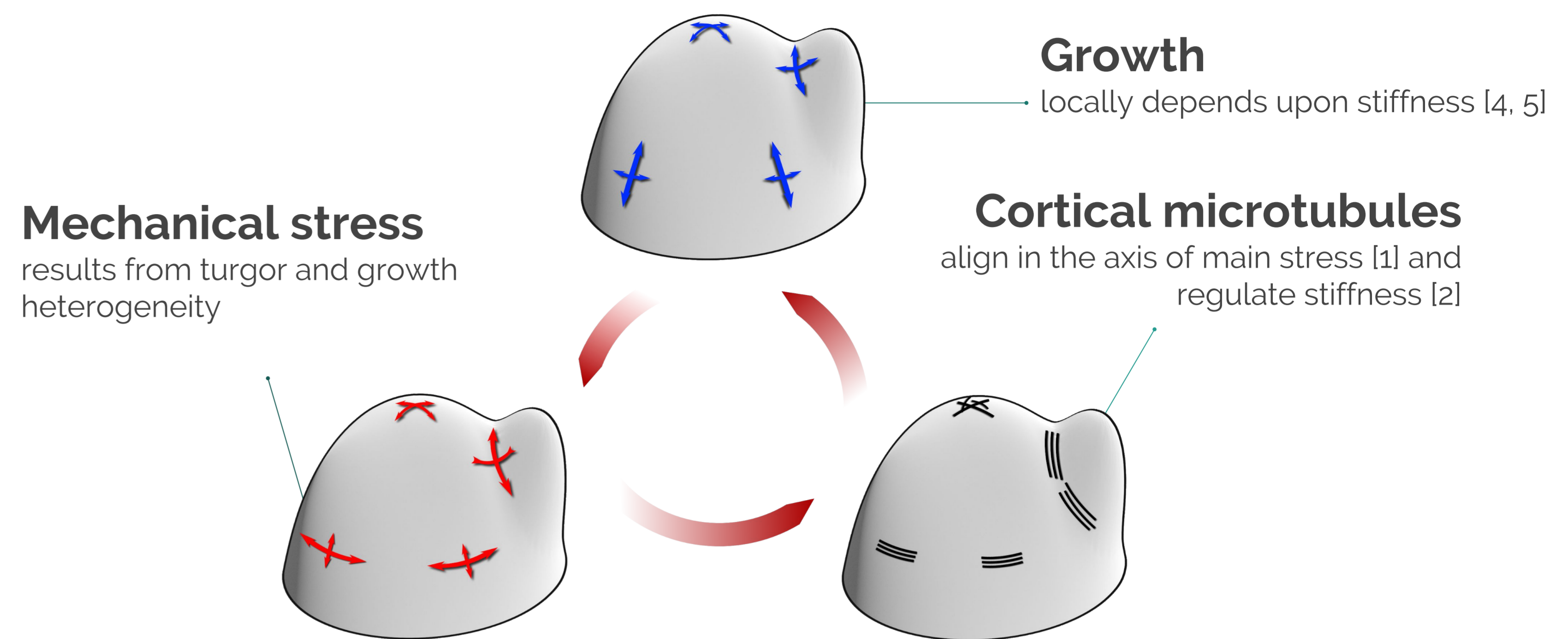
Laboratoire Reproduction et Développement des Plantes, Univ Lyon, ENS de Lyon, UCB Lyon 1, CNRS, INRA, Inria, F-69342, Lyon, France

## How do plant cells locally control their growth to coordinately produce macroscopic shapes?

➤ Mechanical tensions hypothetically provide cues governing local cell growth regulation [1,2].

What kind of emergent dynamical behavior can a stress-sensing tissue display?

➤ Finite element multicellular model coupling **growth** and **stress feedback**

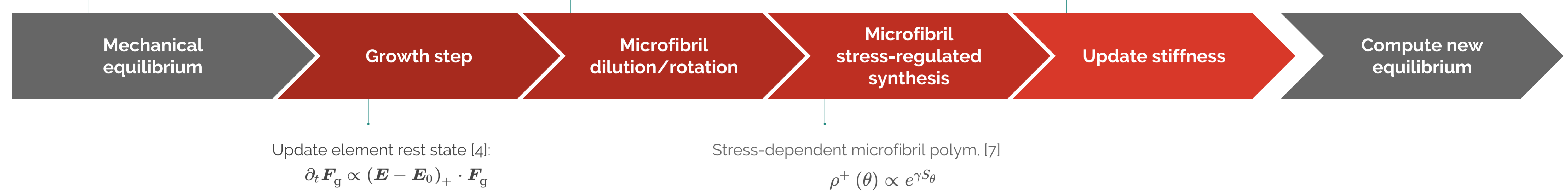


## MODEL / SIMULATION LOOP


FEM (Sofa FW [6])  
with pressurized structures

Update microfibril angular density according to growth field

Func. of low-frequency Fourier coef. of microfibril angular distribution [7, 8]

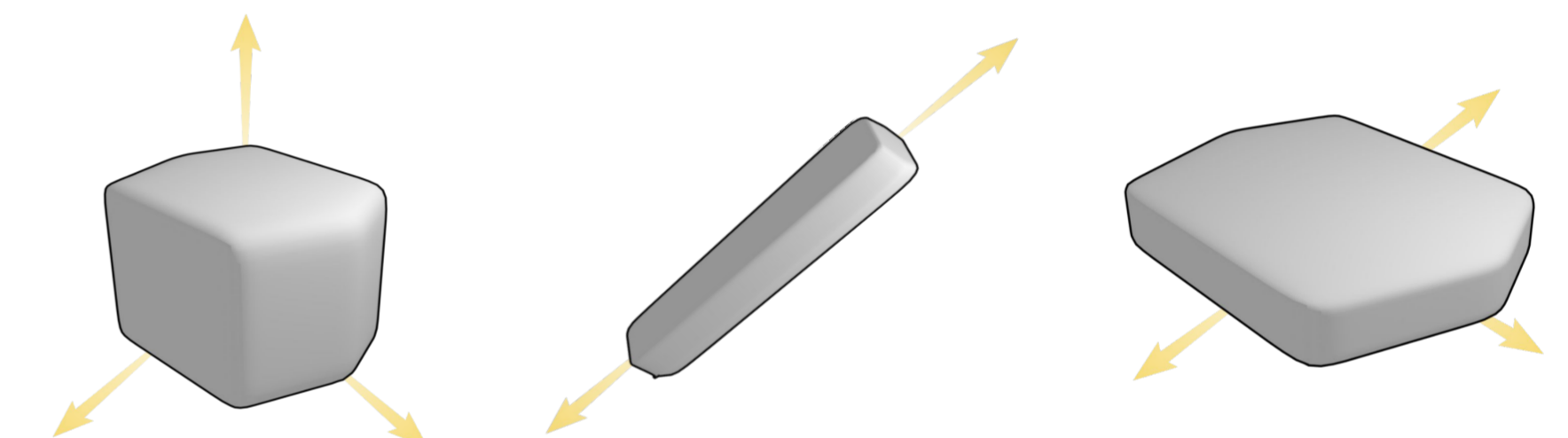


## BUILDING ABSTRACT 3D CELLULAR MESHES



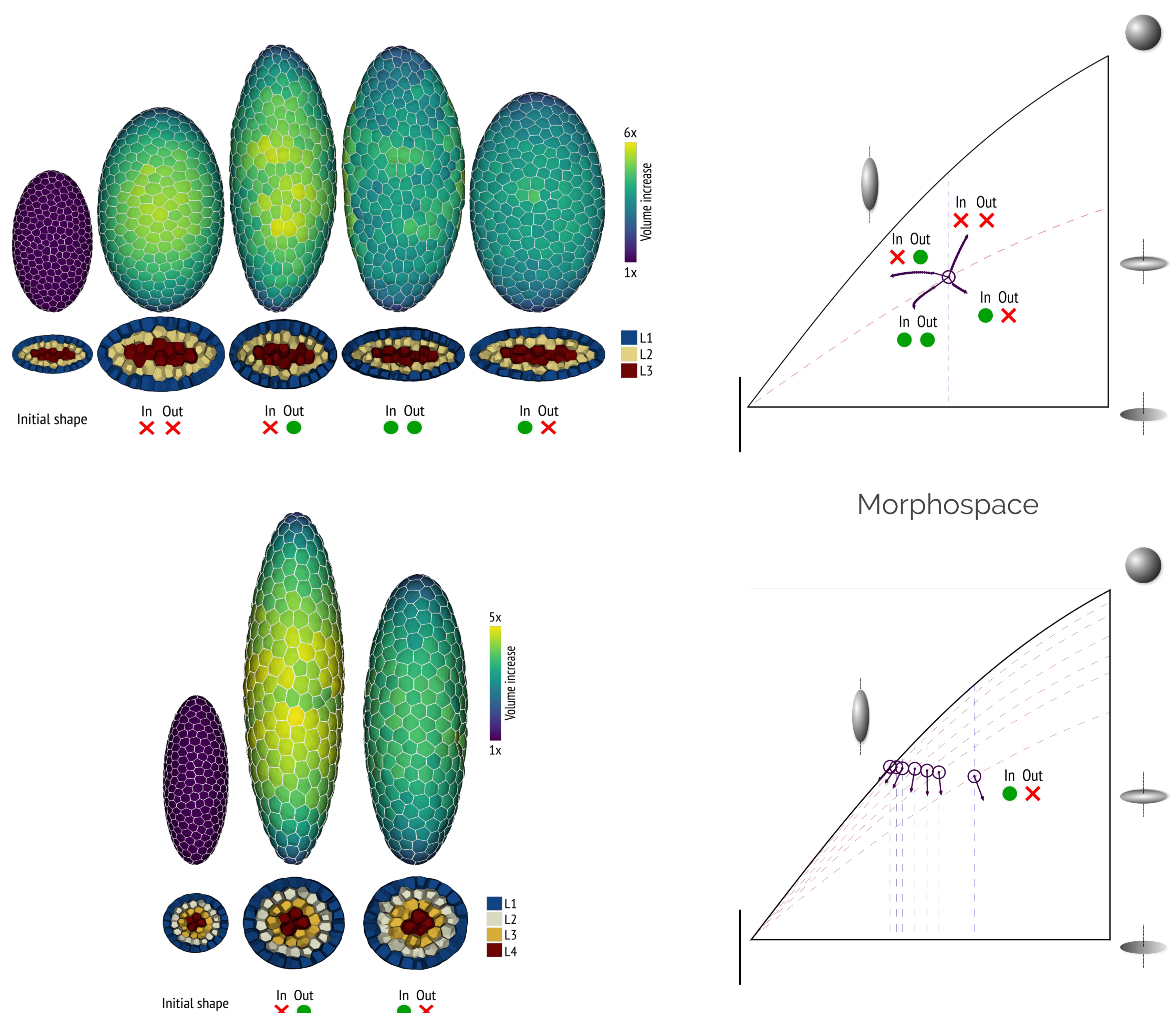
## STABILITY OF PLANT GROWTH

Several typical growth modes. Can a stress feedback mechanism capture them?



## SOME RESULTS

- We simulate the local dynamics of various abstract shapes (ellipsoids) mimicking flat shape (~800-cell meshes).
- Epidermal feedback or inner feedback stabilize axial elongation of axisymmetric shapes.
- Flat expansion requires inner stress feedback: microtubules align in the axis of thickness to resist thickening.
- This mechanism allows amplification of organ asymmetry.
- Coupling inner and epidermal feedback leads to conflicting microtubule alignment (not shown) → possible mechanical instability?



## TAKE-HOME MESSAGE

A single mechanism accounts for flat and axial expansion mode depending on initial shape.

Coupling inner and epidermal stress feedback reveals nontrivial behavior and possibly unstable regimes. → Need for additional regulation?

References: [1] Hamant et al., 2008, Science; [2] Bozorg et al., 2014, PLOS Comp. Biol.; [3] Paredes et al., 2006, Science; [4] Boudon et al., 2015, PLOS Comp. Biol.; [5] Bozorg et al., 2016, Physical Biology; [6] Faure et al., 2012, in Soft Tissue Biomechanical Modeling for Computer Assisted Surgery. [7] Oliveri et al., 2018, J. of Mathematical Biology; [8] Cox, 1952; British J. of Applied Physics; [9] Cerutti et al., 2017, Frontiers in Plant Science.