



**HAL**  
open science

## Biovision project-team

Bruno Cessac, Pierre Kornprobst, Marco Benzi, Ilian Caugant, Dora Karvouniari, Evgenia Kartsaki, Selma Souihel

### ► To cite this version:

Bruno Cessac, Pierre Kornprobst, Marco Benzi, Ilian Caugant, Dora Karvouniari, et al.. Biovision project-team: Biological vision: integrative models and vision aid systems for visually impaired people. Fête de la science, Oct 2018, Sophia-Antipolis, France. hal-01896505

**HAL Id: hal-01896505**

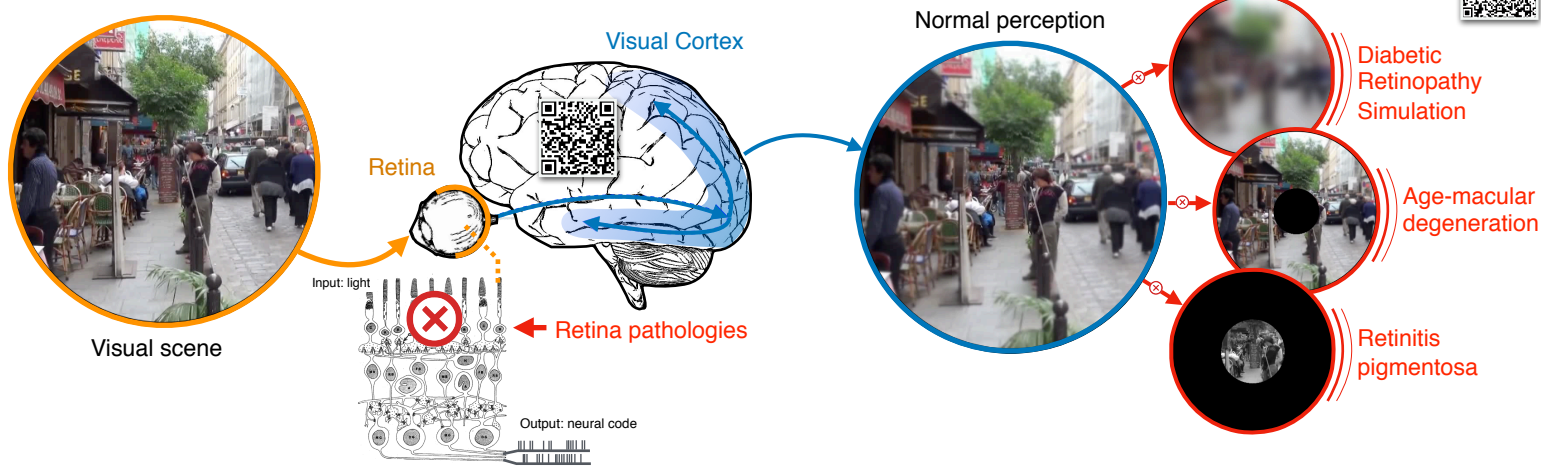
**<https://inria.hal.science/hal-01896505>**

Submitted on 16 Oct 2018

**HAL** is a multi-disciplinary open access archive for the deposit and dissemination of scientific research documents, whether they are published or not. The documents may come from teaching and research institutions in France or abroad, or from public or private research centers.

L'archive ouverte pluridisciplinaire **HAL**, est destinée au dépôt et à la diffusion de documents scientifiques de niveau recherche, publiés ou non, émanant des établissements d'enseignement et de recherche français ou étrangers, des laboratoires publics ou privés.

### The visual system



### Research Axis 1 ————— Coord.: Bruno Cessac



#### Modelling and understanding the early visual system in normal and pathological conditions


##### Main goals:

- Model and simulate normal and degenerated retinas
- Understanding how retina encodes motion (detection, anticipation)
- Contribute new therapeutic strategies


**Methodologies:** Biophysical modelling, dynamical systems theory, statistical physics, mean field, neural fields, computer simulations, ...

#### Biophysical modelling of the visual system

- Retina during development, retinal waves (Dora Karvouniari PhD)



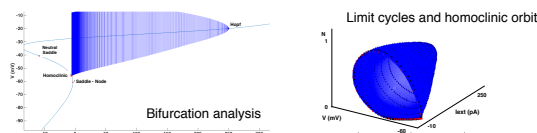
- Motion anticipation in the retina and beyond (Selma Souihel PhD)



- Impact of retinal cells silencing on vision (Jenny Kartsaki PhD)

#### Mathematical analysis

$$\frac{\partial G_A}{\partial t} = g_A D_M \left[ (\nabla G_S, \nabla G_A) D_H^2 \left( \frac{\nabla G_S}{\nabla G_A} \right) + \frac{\partial H}{\partial G_S} \Delta G_S + \frac{\partial H}{\partial G_A} \Delta G_A \right] + S(G_S, G_A).$$



### Research Axis 2 ————— Coord.: Pierre Kornprobst



#### Unveiling fundamental mechanisms of low vision perception to leverage cross reality

##### Main goals:


- Study low vision pathologies at behavioral level
- Design vision aid systems targeting main low vision needs
- Design patient specific low vision simulators

**Methodologies:** Computer vision, virtual and augmented reality, partial differential equations, dynamical systems, neural fields, ...

#### Modelling oculomotor strategies




#### Reading aid system using virtual reality (Marco Benzi and Iliann Caugant)



#### Vision aid systems using augmented reality

- Face recognition and enhancement (Josselin Gautier)



### Main partners

#### Physicians

- CHU Pasteur 2, Service d'ophtalmologie, Nice
- Institut de la Vision, Paris

#### Neuroscientists

- Institut des Neurosciences de la Timone, Marseille
- Laboratoire de Psychologie Cognitive, Marseille
- University of Valparaiso, Chile
- University of Newcastle, UK

#### Theoreticians, modelers, computer scientists

- Institut de Physique de Nice
- Laboratoire J.A. Dieudonné, Nice
- CIMFAV, AC3E Valparaiso, Chile
- University of Genoa, Italy