



**HAL**  
open science

## Sequential pattern mining for analyzing visitor trajectories

Nyoman Juniarta, Miguel Couceiro, Amedeo Napoli, Chedy Raïssi

► **To cite this version:**

Nyoman Juniarta, Miguel Couceiro, Amedeo Napoli, Chedy Raïssi. Sequential pattern mining for analyzing visitor trajectories. ISWS 2018 - International Semantic Web Research Summer School 2018, Jul 2018, Bertinoro, Italy. hal-01890429

**HAL Id: hal-01890429**

**<https://inria.hal.science/hal-01890429>**

Submitted on 8 Oct 2018


**HAL** is a multi-disciplinary open access archive for the deposit and dissemination of scientific research documents, whether they are published or not. The documents may come from teaching and research institutions in France or abroad, or from public or private research centers.

L'archive ouverte pluridisciplinaire **HAL**, est destinée au dépôt et à la diffusion de documents scientifiques de niveau recherche, publiés ou non, émanant des établissements d'enseignement et de recherche français ou étrangers, des laboratoires publics ou privés.

# Sequential pattern mining for analyzing visitor trajectories



Nyoman Juniarta, Miguel Couceiro, Amedeo Napoli, and Chedy Raïssi  
 Université de Lorraine, CNRS, Inria, LORIA, F-54000 Nancy, France  
 nyoman.juniarta@loria.fr



## 1. Introduction

Hecht Museum is an archaeological museum in Haifa, Israel.

In this work, we present our work on the **grouping** and **mining** of **trajectory** patterns of **visitors** in this museum.

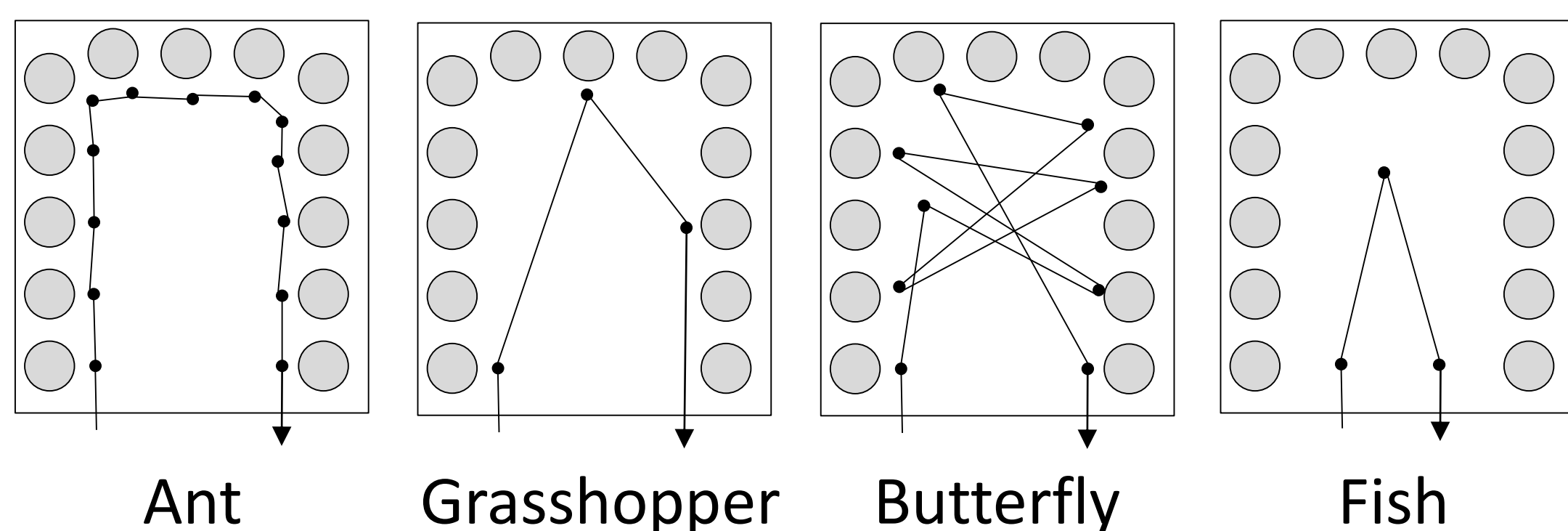
## 2. Dataset and visitor behaviors

Within the framework of CrossCult project, we are working on a dataset of the trajectories of **254 visitors** in Hecht Museum. Each trajectory contains a **list** of visited **items**. An example is illustrated in the table below.

Table I. An example of one visitor trajectory

Start	Finish	Item	Room
14:10:09	14:11:14	102	1
14:12:45	14:20:19	402	4
14:22:10	14:25:42	407	4

Based on his/her movement, a visitor can be grouped as one of four defined behaviors: ant, grasshopper, butterfly, and fish, as illustrated in the figures below.



## 6. Results

Patterns	Count
(1, 1, 1)	33
(1, 7)	13
(1, 1)	66

Visitors	Patterns	Cluster	Behavior
70, 107, 121, 133, 201, 202	(1, 1, 402)	A	ant
103, 165, 188	(701, 707)	B	ant
4, 8, 32	(101, 102, 101)	C	ant/butterfly
46, 47	(101, 602)	D	grasshopper
89, 163	(602, 203)	D	grasshopper
71, 79	(701, 504)	D	grasshopper
97, 98	(701, 406)	D	grasshopper
		E	fish

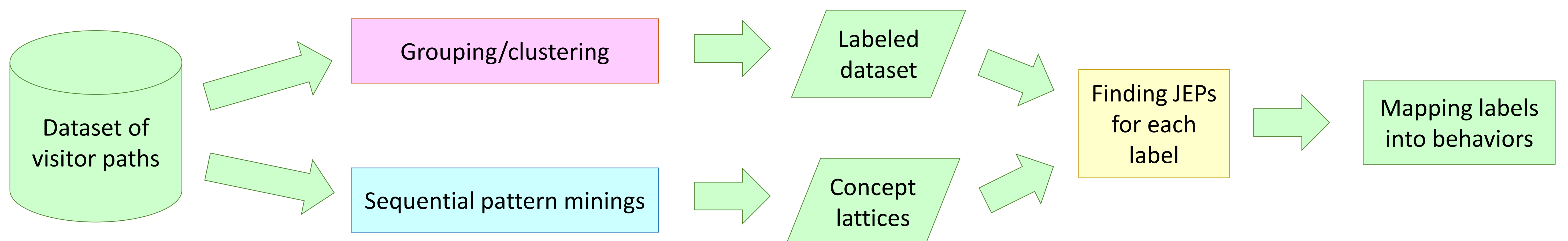
## 7. Conclusion

Our results highlight some **interesting patterns** that may define visitor **behaviors**. This can help museum researchers to analyze and evaluate the placement of items and the visiting styles. Furthermore, these patterns can be analyzed to build a **recommendation system** for future visitors.

## 8. References

- [1] E. Egho et al., 2015, On measuring similarity for sequences of itemsets. *Data Mining and Knowledge Discovery* 29(3), 732–764.
- [2] A. Buzmakov et al., 2016, On mining complex sequential data by means of FCA and pattern structures. *International Journal of General Systems* 45(2), 135–159.
- [3] V. Codocedo et al., 2017, A proposition for sequence mining using pattern structures. *Proceedings of ICFA*, 106–121.

## 3. Workflow



## 4. Clustering

Each trajectory is modeled as a **sequence of items**.

The trajectory in Table I becomes:  
 (102, 402, 407)

Distance between any two sequences is measured by simACS [1].

## 5. Sequential pattern mining

We apply two algorithms to obtain two lattices:

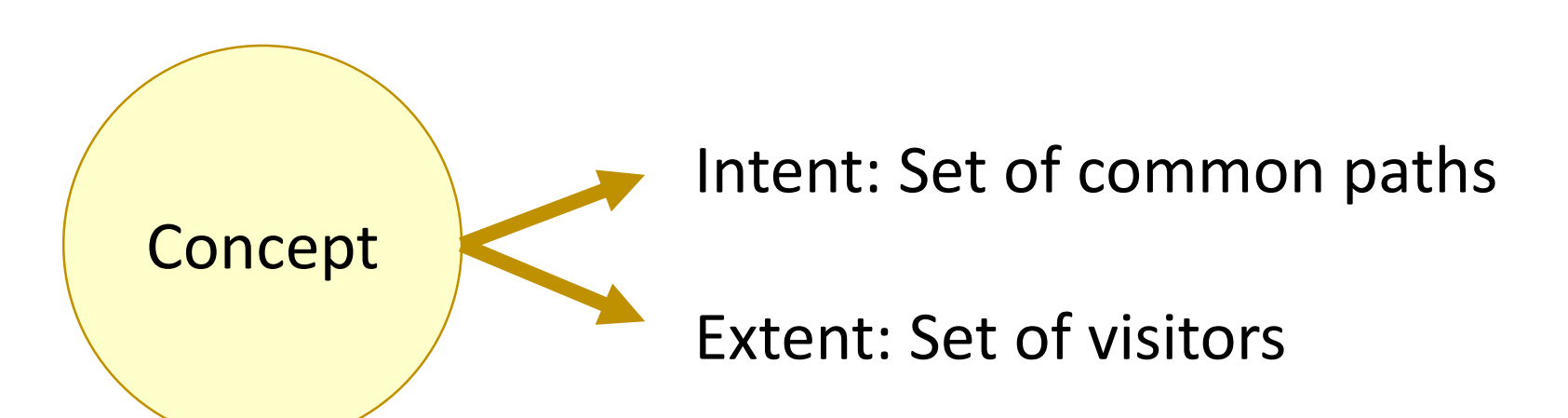
- MFCS (mining frequent **contiguous** sequences) [2]

(102, 202, 301, 402) → (102, 202, 301)

- MRGS (mining rare **general** sequences) [3]

(102, 202, 301, 402) → (102, 202, 402)

## 6. Jumping emerging pattern (JEP)



From the two lattices, there are some concepts whose **extent** contains visitors from the **same label**. The **intent** of such concepts is a JEP.