



HAL
open science

The SYMBIONT Project: Symbolic Methods for Biological Networks

François Boulier, François Fages, Ovidiu Radulescu, Satya S Samal, Andreas Schuppert, Werner M. Seiler, Thomas Sturm, Sebastian Walcher, Andreas Weber

► **To cite this version:**

François Boulier, François Fages, Ovidiu Radulescu, Satya S Samal, Andreas Schuppert, et al.. The SYMBIONT Project: Symbolic Methods for Biological Networks. 2018. hal-01889825

HAL Id: hal-01889825

<https://inria.hal.science/hal-01889825>

Submitted on 8 Oct 2018

HAL is a multi-disciplinary open access archive for the deposit and dissemination of scientific research documents, whether they are published or not. The documents may come from teaching and research institutions in France or abroad, or from public or private research centers.

L'archive ouverte pluridisciplinaire **HAL**, est destinée au dépôt et à la diffusion de documents scientifiques de niveau recherche, publiés ou non, émanant des établissements d'enseignement et de recherche français ou étrangers, des laboratoires publics ou privés.

The SYMBIONT Project: Symbolic Methods for Biological Networks

François Boulier¹, François Fages², Ovidiu Radulescu³,
Satya S. Samal⁵, Andreas Schuppert⁵, Werner Seiler⁶,
Thomas Sturm⁴, Sebastian Walcher⁵, Andreas Weber⁷

¹Univ. Lille 1, ²Inria Saclay, ³Univ. Montpellier, ⁴CNRS; France
⁵RWTH Aachen, ⁶Univ. Kassel, ⁷Univ. Bonn; Germany

www.symbiont-project.org



SYMBIONT PROJECT

Overview

SYMBIONT ranges from mathematics via computer science to systems biology, with a balanced team of researchers from those fields. At the present stage the project has a clear focus on fundamental research on mathematical methods and prototypes in software. Results are systematically benchmarked against models from computational biology databases. We summarize the motivation and aims for the project, and report on some existing results.

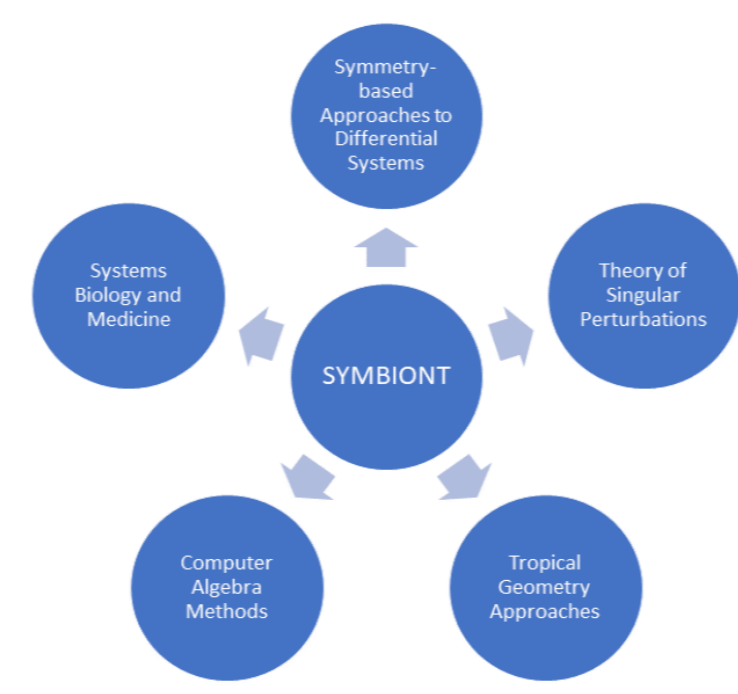


Figure 1: SYMBIONT project overview

Main Objectives

1. Solving high dimensional parametric models for fixed points
2. Order reduction of ordinary differential equations
3. Improved techniques for parameter fitting with respect to observed data
4. Applications in systems biology and medicine

Methods and Results

Computer algebra methods for solving systems of equations and inequalities

For polynomial or rational vector fields, classical topics in the qualitative theory of ordinary differential equations such as the existence and stability of periodic solutions and equilibria can be reduced to real quantifier elimination problems. These questions are important for chemical reaction networks (CRN). However, they turn out difficult for medium size and large networks when using generic methods. Based on ideas from Stoichiometric Network Analysis (SNA) specifically virtual substitution and regular chain techniques allow the symbolic computation of Hopf bifurcation fixed points. Some crucial structural features of CRN are used to derive corresponding heuristics for quantifier elimination [2]. “Complex Balancing,” which is frequently encountered in CRNs, leads to parameterized binomial systems. For solving such systems, we are using polynomial time solution methods [4].

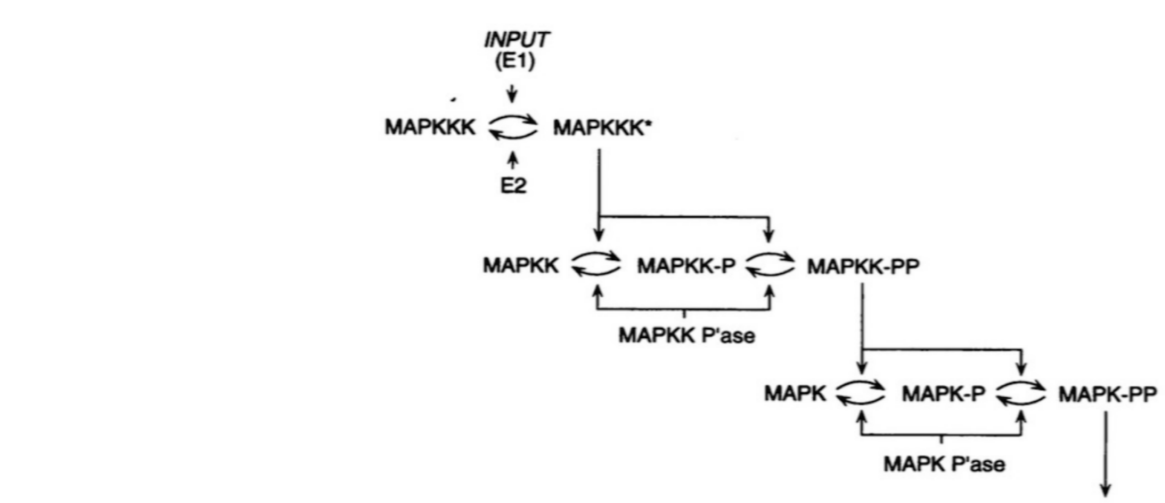


Figure 2: MAPK is an important signalling network. Reduced models serve as test cases.

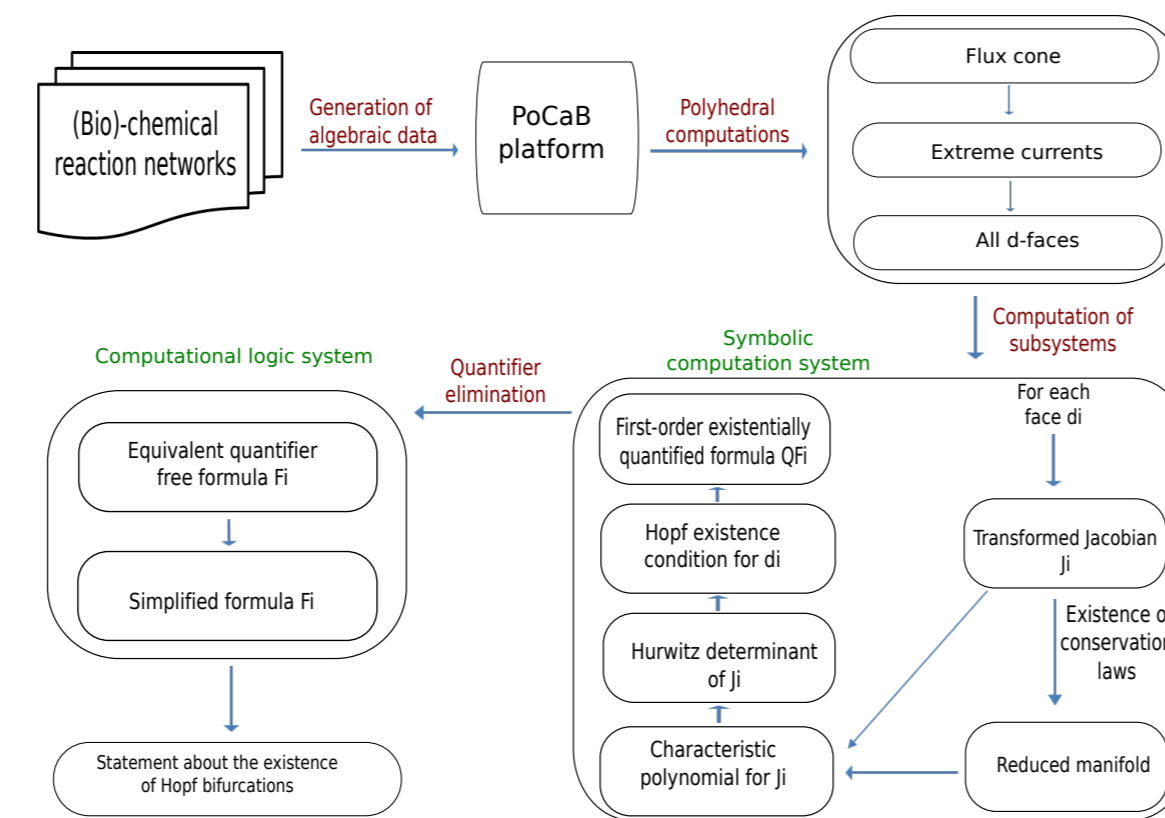


Figure 3: Schematic view of HoCoQ—an algorithm for computing Hopf bifurcations using convex coordinates and quantifier elimination.

Model order reduction and qualitative dynamics

Model order reduction often relies on quasi-steady state phenomena that lead to slow-fast variable decomposition. This is related to the classical singular perturbation scheme due to Tikhonov and Fenichel [3]. The aim is to determine critical manifolds, i.e., parameter values resulting in stationary points with positive dimension. Figure 4 illustrates typical results. In addition, we use scaling and more generally Lie symmetries for variable and parameter non-dimensionalisation and identification of small parameters.

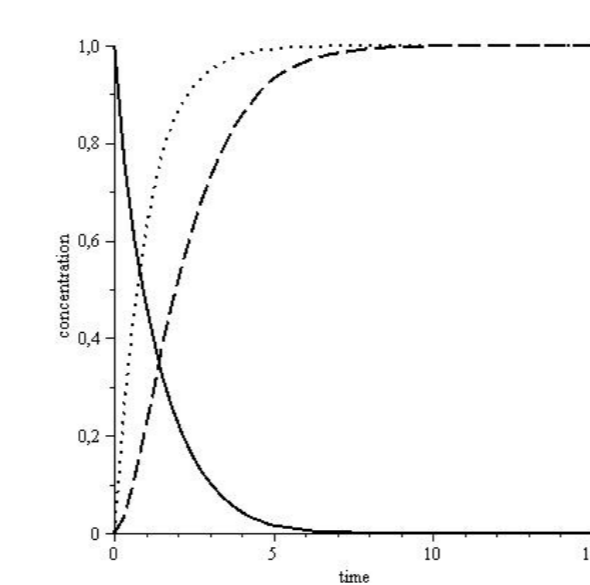


Figure 4: An instance where quasi-steady state reduction provides incorrect results (Michaelis-Menten system with small parameter k_{-1}). The dashed line represents the concentration of product correctly, the dotted line represents the quasi-steady state approximation.

```

in (24) : tropicalize(tropical_max_degree := 2);
out(24) : E1: x^2 - 2*x - 2, x^2 - 2*x - 2, x^2 - 2*x - 2
          E2: x^2 - 2*x - 2, x^2 - 2*x - 2, x^2 - 2*x - 2
          E3: x^2 - 2*x - 2, x^2 - 2*x - 2, x^2 - 2*x - 2
          E4: x^2 - 2*x - 2, x^2 - 2*x - 2, x^2 - 2*x - 2
          E5: x^2 - 2*x - 2, x^2 - 2*x - 2, x^2 - 2*x - 2
          E6: x^2 - 2*x - 2, x^2 - 2*x - 2, x^2 - 2*x - 2
          E7: x^2 - 2*x - 2, x^2 - 2*x - 2, x^2 - 2*x - 2
          E8: x^2 - 2*x - 2, x^2 - 2*x - 2, x^2 - 2*x - 2
          E9: x^2 - 2*x - 2, x^2 - 2*x - 2, x^2 - 2*x - 2
          E10: x^2 - 2*x - 2, x^2 - 2*x - 2, x^2 - 2*x - 2
          E11: x^2 - 2*x - 2, x^2 - 2*x - 2, x^2 - 2*x - 2
          E12: x^2 - 2*x - 2, x^2 - 2*x - 2, x^2 - 2*x - 2
          E13: x^2 - 2*x - 2, x^2 - 2*x - 2, x^2 - 2*x - 2
          E14: x^2 - 2*x - 2, x^2 - 2*x - 2, x^2 - 2*x - 2
          E15: x^2 - 2*x - 2, x^2 - 2*x - 2, x^2 - 2*x - 2
          E16: x^2 - 2*x - 2, x^2 - 2*x - 2, x^2 - 2*x - 2
          E17: x^2 - 2*x - 2, x^2 - 2*x - 2, x^2 - 2*x - 2
          E18: x^2 - 2*x - 2, x^2 - 2*x - 2, x^2 - 2*x - 2
          E19: x^2 - 2*x - 2, x^2 - 2*x - 2, x^2 - 2*x - 2
          E20: x^2 - 2*x - 2, x^2 - 2*x - 2, x^2 - 2*x - 2
          E21: x^2 - 2*x - 2, x^2 - 2*x - 2, x^2 - 2*x - 2
          E22: x^2 - 2*x - 2, x^2 - 2*x - 2, x^2 - 2*x - 2
          E23: x^2 - 2*x - 2, x^2 - 2*x - 2, x^2 - 2*x - 2
          E24: x^2 - 2*x - 2, x^2 - 2*x - 2, x^2 - 2*x - 2
          E25: x^2 - 2*x - 2, x^2 - 2*x - 2, x^2 - 2*x - 2
          E26: x^2 - 2*x - 2, x^2 - 2*x - 2, x^2 - 2*x - 2
          E27: x^2 - 2*x - 2, x^2 - 2*x - 2, x^2 - 2*x - 2
          E28: x^2 - 2*x - 2, x^2 - 2*x - 2, x^2 - 2*x - 2
          E29: x^2 - 2*x - 2, x^2 - 2*x - 2, x^2 - 2*x - 2
          E30: x^2 - 2*x - 2, x^2 - 2*x - 2, x^2 - 2*x - 2
          E31: x^2 - 2*x - 2, x^2 - 2*x - 2, x^2 - 2*x - 2
          E32: x^2 - 2*x - 2, x^2 - 2*x - 2, x^2 - 2*x - 2
          E33: x^2 - 2*x - 2, x^2 - 2*x - 2, x^2 - 2*x - 2
          E34: x^2 - 2*x - 2, x^2 - 2*x - 2, x^2 - 2*x - 2
          E35: x^2 - 2*x - 2, x^2 - 2*x - 2, x^2 - 2*x - 2
          E36: x^2 - 2*x - 2, x^2 - 2*x - 2, x^2 - 2*x - 2
          E37: x^2 - 2*x - 2, x^2 - 2*x - 2, x^2 - 2*x - 2
          E38: x^2 - 2*x - 2, x^2 - 2*x - 2, x^2 - 2*x - 2
          E39: x^2 - 2*x - 2, x^2 - 2*x - 2, x^2 - 2*x - 2
          E40: x^2 - 2*x - 2, x^2 - 2*x - 2, x^2 - 2*x - 2
          E41: x^2 - 2*x - 2, x^2 - 2*x - 2, x^2 - 2*x - 2
          E42: x^2 - 2*x - 2, x^2 - 2*x - 2, x^2 - 2*x - 2
          E43: x^2 - 2*x - 2, x^2 - 2*x - 2, x^2 - 2*x - 2
          E44: x^2 - 2*x - 2, x^2 - 2*x - 2, x^2 - 2*x - 2
          E45: x^2 - 2*x - 2, x^2 - 2*x - 2, x^2 - 2*x - 2
          E46: x^2 - 2*x - 2, x^2 - 2*x - 2, x^2 - 2*x - 2
          E47: x^2 - 2*x - 2, x^2 - 2*x - 2, x^2 - 2*x - 2
          E48: x^2 - 2*x - 2, x^2 - 2*x - 2, x^2 - 2*x - 2
          E49: x^2 - 2*x - 2, x^2 - 2*x - 2, x^2 - 2*x - 2
          E50: x^2 - 2*x - 2, x^2 - 2*x - 2, x^2 - 2*x - 2
          E51: x^2 - 2*x - 2, x^2 - 2*x - 2, x^2 - 2*x - 2
          E52: x^2 - 2*x - 2, x^2 - 2*x - 2, x^2 - 2*x - 2
          E53: x^2 - 2*x - 2, x^2 - 2*x - 2, x^2 - 2*x - 2
          E54: x^2 - 2*x - 2, x^2 - 2*x - 2, x^2 - 2*x - 2
          E55: x^2 - 2*x - 2, x^2 - 2*x - 2, x^2 - 2*x - 2
          E56: x^2 - 2*x - 2, x^2 - 2*x - 2, x^2 - 2*x - 2
          E57: x^2 - 2*x - 2, x^2 - 2*x - 2, x^2 - 2*x - 2
          E58: x^2 - 2*x - 2, x^2 - 2*x - 2, x^2 - 2*x - 2
          E59: x^2 - 2*x - 2, x^2 - 2*x - 2, x^2 - 2*x - 2
          E60: x^2 - 2*x - 2, x^2 - 2*x - 2, x^2 - 2*x - 2
          E61: x^2 - 2*x - 2, x^2 - 2*x - 2, x^2 - 2*x - 2
          E62: x^2 - 2*x - 2, x^2 - 2*x - 2, x^2 - 2*x - 2
          E63: x^2 - 2*x - 2, x^2 - 2*x - 2, x^2 - 2*x - 2
          E64: x^2 - 2*x - 2, x^2 - 2*x - 2, x^2 - 2*x - 2
          E65: x^2 - 2*x - 2, x^2 - 2*x - 2, x^2 - 2*x - 2
          E66: x^2 - 2*x - 2, x^2 - 2*x - 2, x^2 - 2*x - 2
          E67: x^2 - 2*x - 2, x^2 - 2*x - 2, x^2 - 2*x - 2
          E68: x^2 - 2*x - 2, x^2 - 2*x - 2, x^2 - 2*x - 2
          E69: x^2 - 2*x - 2, x^2 - 2*x - 2, x^2 - 2*x - 2
          E70: x^2 - 2*x - 2, x^2 - 2*x - 2, x^2 - 2*x - 2
          E71: x^2 - 2*x - 2, x^2 - 2*x - 2, x^2 - 2*x - 2
          E72: x^2 - 2*x - 2, x^2 - 2*x - 2, x^2 - 2*x - 2
          E73: x^2 - 2*x - 2, x^2 - 2*x - 2, x^2 - 2*x - 2
          E74: x^2 - 2*x - 2, x^2 - 2*x - 2, x^2 - 2*x - 2
          E75: x^2 - 2*x - 2, x^2 - 2*x - 2, x^2 - 2*x - 2
          E76: x^2 - 2*x - 2, x^2 - 2*x - 2, x^2 - 2*x - 2
          E77: x^2 - 2*x - 2, x^2 - 2*x - 2, x^2 - 2*x - 2
          E78: x^2 - 2*x - 2, x^2 - 2*x - 2, x^2 - 2*x - 2
          E79: x^2 - 2*x - 2, x^2 - 2*x - 2, x^2 - 2*x - 2
          E80: x^2 - 2*x - 2, x^2 - 2*x - 2, x^2 - 2*x - 2
          E81: x^2 - 2*x - 2, x^2 - 2*x - 2, x^2 - 2*x - 2
          E82: x^2 - 2*x - 2, x^2 - 2*x - 2, x^2 - 2*x - 2
          E83: x^2 - 2*x - 2, x^2 - 2*x - 2, x^2 - 2*x - 2
          E84: x^2 - 2*x - 2, x^2 - 2*x - 2, x^2 - 2*x - 2
          E85: x^2 - 2*x - 2, x^2 - 2*x - 2, x^2 - 2*x - 2
          E86: x^2 - 2*x - 2, x^2 - 2*x - 2, x^2 - 2*x - 2
          E87: x^2 - 2*x - 2, x^2 - 2*x - 2, x^2 - 2*x - 2
          E88: x^2 - 2*x - 2, x^2 - 2*x - 2, x^2 - 2*x - 2
          E89: x^2 - 2*x - 2, x^2 - 2*x - 2, x^2 - 2*x - 2
          E90: x^2 - 2*x - 2, x^2 - 2*x - 2, x^2 - 2*x - 2
          E91: x^2 - 2*x - 2, x^2 - 2*x - 2, x^2 - 2*x - 2
          E92: x^2 - 2*x - 2, x^2 - 2*x - 2, x^2 - 2*x - 2
          E93: x^2 - 2*x - 2, x^2 - 2*x - 2, x^2 - 2*x - 2
          E94: x^2 - 2*x - 2, x^2 - 2*x - 2, x^2 - 2*x - 2
          E95: x^2 - 2*x - 2, x^2 - 2*x - 2, x^2 - 2*x - 2
          E96: x^2 - 2*x - 2, x^2 - 2*x - 2, x^2 - 2*x - 2
          E97: x^2 - 2*x - 2, x^2 - 2*x - 2, x^2 - 2*x - 2
          E98: x^2 - 2*x - 2, x^2 - 2*x - 2, x^2 - 2*x - 2
          E99: x^2 - 2*x - 2, x^2 - 2*x - 2, x^2 - 2*x - 2
          E100: x^2 - 2*x - 2, x^2 - 2*x - 2, x^2 - 2*x - 2
  
```

Figure 5: Computation of tropical equilibrations using Constraint Logic Programming in BIOCHAM-4.

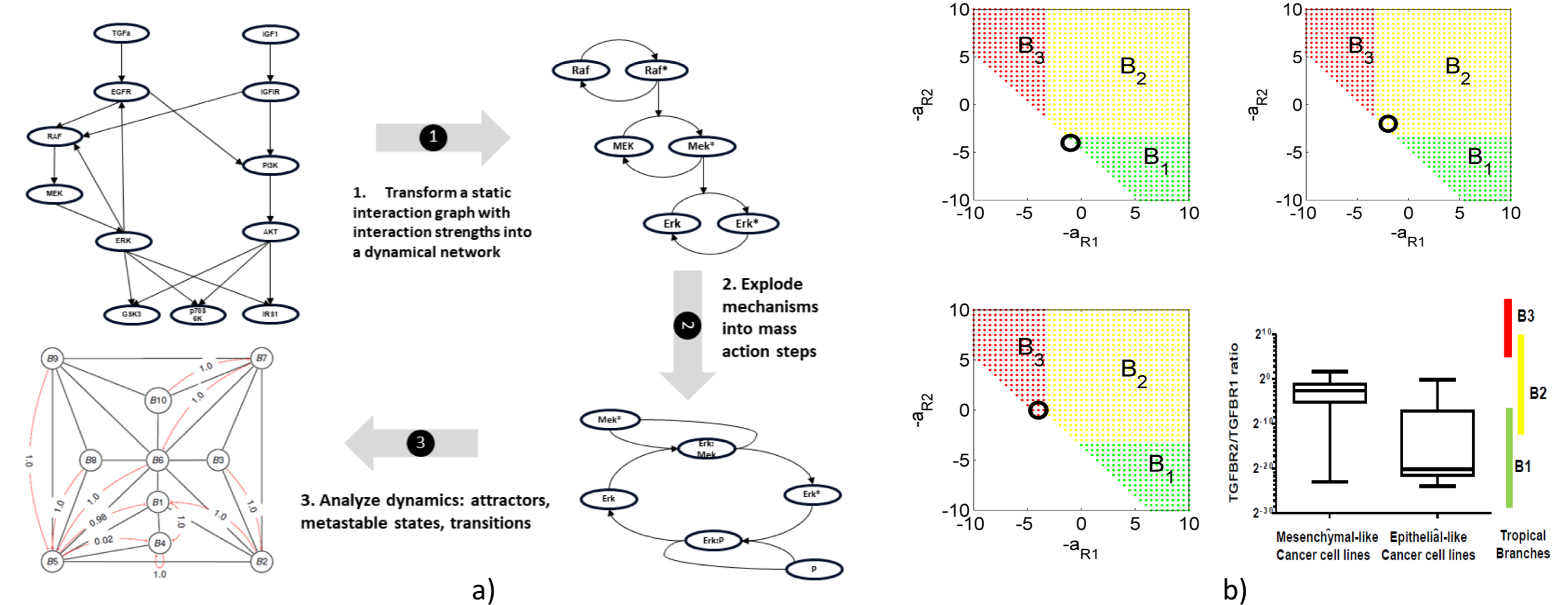


Figure 6: a) Flowchart indicating reconstruction and analysis of dynamical networks used as models for cell processes. Static networks are directed graphs; Dynamic networks are systems of polynomial ODEs; Branches B1, ..., B10 of tropical equilibrations indicate metastable regimes; Transitions between metastable regimes form a non-deterministic automaton. b) Tropical equilibration branches provide proxies for metastable regimes of large biochemical networks.

Parameter fitting

We aim to develop symbolic and numeric methods dedicated to the parameter estimation problem for models formulated by means of nonlinear integro-differential equations (IDE). In particular, we address the computation of the model input-output equation and the numerical integration of IDE systems (cf. [1] and Fig. 7).

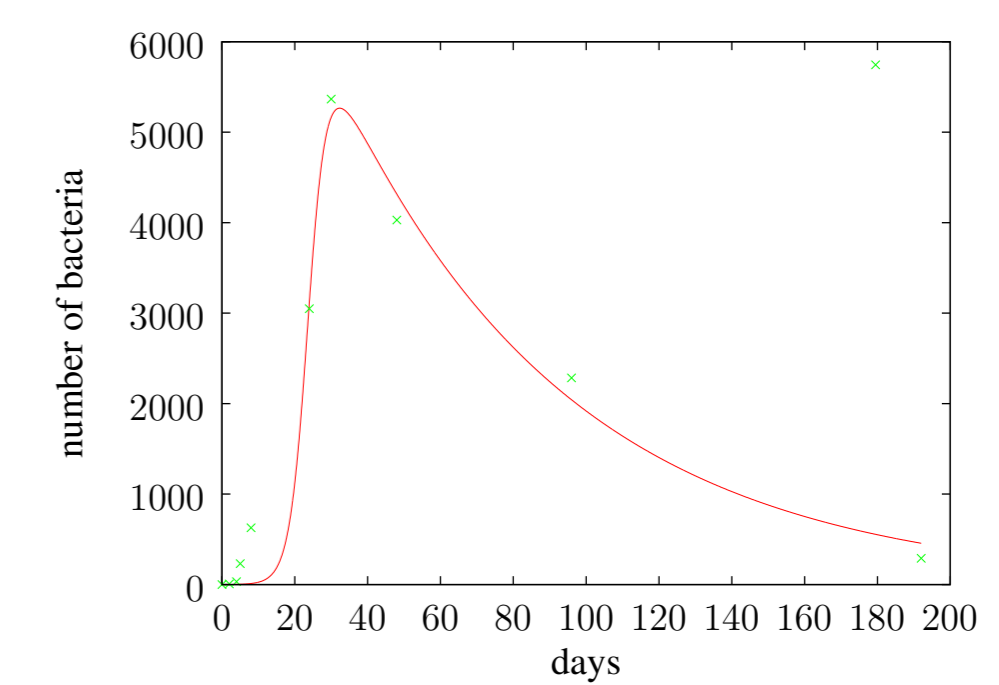


Figure 7: Fitting of parameters (coefficients) of the Volterra-Kostitzin integro-differential model, described as $\dot{p}(t) = \varepsilon p(t) - hp^2(t) - cp(t) \int_0^t K(t-\tau)p(\tau) d\tau$ where $p(t)$ denotes the number of bacteria.

Applications in systems biology and medicine

SYMBIONT eventually aims at investigating challenging models for systems biology and medicine applying the various methods described here. It will compute attractors, dominant subsystems, and metastable regimes as well as tipping points and transitions between such regimes (cf. Fig. 6b, Fig. 8). Our analysis could provide hints about the onset of a disease and support the mechanistic understanding of the disease process. For instance, network dynamic regimes are related to tumor cell phenotypes in the case of TGF- β signalling [6].

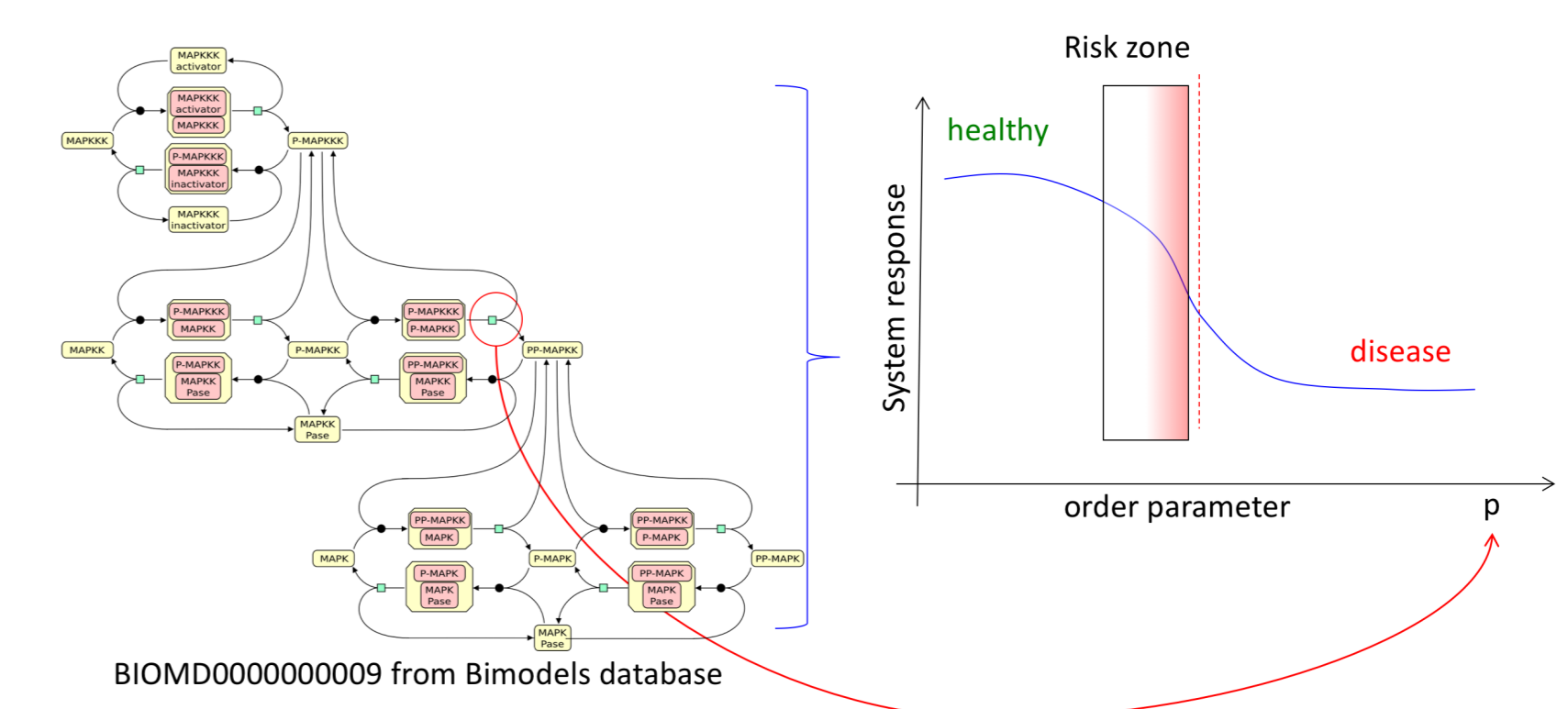


Figure 8: A representation of critical transitions in biological systems. The deviation of few “critical” parameters in the network (left) can shift the system’s response resulting in the transition from “healthy” to “disease” state (right).

Challenges

- A rigorous proof of the appearance of Hopf bifurcations, e.g., in the MAPK cascade
- Using hidden toric structures of steady states in combination with linear conservation constraints
- Model reduction for ODEs with sums of fractions
- Additional constraints (e.g. stability constraints) to the tropical equilibration branches
- Tipping points and dynamical regimes of large biological networks symbolically

References

[1] F. Boulier et al. Symbolic-numeric methods for nonlinear integro-differential modeling. In *Proc. CASC 2018*, LNCS 11077. 2018.
[2] M. England et al. Symbolic versus numerical computation and visualization of parameter regions. In *Proc. CASC 2017*, LNCS 10490. 2017.
[3] A. Goeke et al. Quasi-steady state – intuition, perturbation theory and algorithmic algebra. In *Proc. CASC 2015*, LNCS 9301. 2015.
[4] D. Grigoriev et al. Complexity of solving systems with few independent monomials and applications. In *Proc. CASC 2012*, LNCS 7442. 2012.
[5] S. S. Samal et al. A geometric method for model reduction of biochemical networks. *Bull. Math Biol.*, 77:2180–2211, 2015.
[6] S. S. Samal et al. Geometric analysis of pathways dynamics. *Biosystems*, 149:3–14, 2016.

Join us!

We are seeking PhD students and postdoctoral researchers for our project. We also organize regular workshops open for external researchers fostering collaborations. Find information on our website.