



HAL
open science

Pontryagin-Type Conditions for Optimal Muscular Force Response to Functional Electric Stimulations

Toufik Bakir, Bernard Bonnard, Loïc Bourdin, Jérémy Rouot

► **To cite this version:**

Toufik Bakir, Bernard Bonnard, Loïc Bourdin, Jérémy Rouot. Pontryagin-Type Conditions for Optimal Muscular Force Response to Functional Electric Stimulations. *Journal of Optimization Theory and Applications*, 2019, 10.1007/s10957-019-01599-4 . hal-01854551v2

HAL Id: hal-01854551

<https://inria.hal.science/hal-01854551v2>

Submitted on 20 Jun 2019 (v2), last revised 29 Oct 2019 (v3)

HAL is a multi-disciplinary open access archive for the deposit and dissemination of scientific research documents, whether they are published or not. The documents may come from teaching and research institutions in France or abroad, or from public or private research centers.

L'archive ouverte pluridisciplinaire **HAL**, est destinée au dépôt et à la diffusion de documents scientifiques de niveau recherche, publiés ou non, émanant des établissements d'enseignement et de recherche français ou étrangers, des laboratoires publics ou privés.

Pontryagin-type conditions for optimal muscular force response to functional electrical stimulations

T. Bakir, B. Bonnard, L. Bourdin and
J. Rouot

Received: date / Accepted: date

Abstract In biomechanics recent mathematical models allow to predict the muscular force response to functional electrical stimulations (in short, FES).

Toufik Bakir

Univ. Bourgogne Franche-Comté, Le2i Laboratory EA 7508, Dijon, France

toufik.bakir@u-bourgogne.fr

Bernard Bonnard

Univ. Bourgogne Franche-Comté, IMB Laboratory UMR CNRS 5584, Dijon,

INRIA team Mc TAO, Sophia Antipolis, France

bernard.bonnard@u-bourgogne.fr

Loïc Bourdin

XLIM Research Institute, UMR CNRS 7252,

University of Limoges, Limoges, France

loic.bourdin@unilim.fr

Jérémy Rouot

EPF: École d'Ingénieur-e-s, Rosières-près-Troyes, France

jeremy.rouot@grenoble-inp.org

The main concern of the present paper is to deal with the computation of optimized electrical pulses trains (for example in view of maximizing the final force response). Using the fact that FES are modeled as Dirac pulses, our problem is rewritten as an optimal sampled-data control problem where the control parameters are the pulses amplitudes and the pulses times. We establish the corresponding Pontryagin first-order necessary optimality conditions and we show how they can be used in view of numerical simulations.

Keywords Functional electrical stimulation · Muscle mechanics · Optimal control problems · Sampled-data controls · Pontryagin-type necessary optimality conditions.

Mathematics Subject Classification (2000) 49K15 · 93B07 · 92B05.

1 Introduction

Predicted muscular force response to functional electrical stimulations (in short, FES) is utilized in biomechanics for muscular reeducation and in case of paralysis. The main concern of the present paper is to deal with the mathematical computation of optimized electrical pulses trains (for example in view of maximizing the final force response). A simplified model (see [1–3]) is a *non-fatigue model* derived from the Hill equation¹ and used in the context of biochemistry and pharmacology [4]. More complete models (see [5, 6]), taking into account the muscle fatigue, were obtained recently in the framework of

¹ Archibald Vivian Hill (1886-1977) was the co-recipient of 1922 Nobel prize in Medicine for this equation.

model identification and produce a dynamics described by a set of five differential equations. In the present article we will use the so-called *Ding et al. force-fatigue model* [6]. We refer to [7] for a general discussion about all these models.

In the Ding et al. force-fatigue model, the physical FES input is modeled by Dirac pulses and is integrated using a linear dynamics which leads to a *sampled-data control system* where the control parameters are the pulses amplitudes and the pulses times. In this paper we consider the problem of minimizing a general cost function of Mayer form which depends on the final values of the force response and of the fatigue variables. The resulting optimization problem is clearly related to *optimal sampled-data control problems* but it does not fit exactly with the framework considered in [8–10] in which a Pontryagin maximum principle with first-order necessary optimality conditions is derived. As a consequence our main objective in the present paper is to adapt the techniques of [8–10] to our specific problem in order to derive the corresponding Pontryagin-type conditions.

As illustration we propose some preliminary numerical simulations in the context of maximization of the final force response (with fixed pulses amplitudes) determining the corresponding optimal pulses times. Precisely we first implement a direct method using BOCOP software [11] which allows us, in a second time, to initialize and implement an indirect method (shooting method) based on the Pontryagin-type conditions derived in our main result and using HAMPATH software [12].

Let us mention that the present work is related to an industrial research project whose aim is to design a *smart electrical muscle stimulator*. In this context, preliminary suboptimal numerical strategies were designed using a Model Predictive Control (MPC) coupled with online estimation of the fatigue variables using a nonlinear observer, see [13]. Additional informations on the practical issues about this project may be found in [14, 15].

The paper is organized as follows. Section 2 is dedicated to a recap about the Pontryagin maximum principle for optimal control problems. We distinguish two situations: the permanent control case versus the sampled-data control case. After recalling briefly the Ding et al. force-fatigue model, Section 3 contains the main mathematical contribution of the present article. Precisely the physical FES system is set into the framework of sampled-data control system and a general Mayer optimal control problem is considered. A discussion is initiated in order to explain why it does not fit exactly with the framework investigated in [8–10]. Then we adapt the previous works to our particular problem and we establish the corresponding Pontryagin first-order necessary optimality conditions (see Theorem 3.1). Finally we show in Section 4 how they can be used in view of numerical simulations.

2 Recap on the Pontryagin maximum principle: permanent control case versus sampled-data control case

In this section we propose a brief recap on the Pontryagin maximum principle for optimal control problems and we compare two situations: the permanent

control case versus the sampled-data control case. We consider in this section a very simple framework (smooth dynamics, Mayer cost, fixed initial condition, no final state constraint) and we give some recalls on the main techniques (related to the classical calculus of variations [16]) leading to each version of the Pontryagin maximum principle. Let $T > 0$ and let $d, m \in \mathbb{N}^*$ be two fixed positive integers. Let us consider a general nonlinear control system of the form

$$\dot{x}(t) = f(t, x(t), u(t)), \quad \text{a.e. } t \in [0, T], \quad (1)$$

where $f : [0, T] \times \mathbb{R}^d \times \mathbb{R}^m \rightarrow \mathbb{R}^d$ is of class \mathcal{C}^1 , together with the fixed initial condition $x(0) = x_0 \in \mathbb{R}^d$ and the control constraint $u(t) \in U$, where $U \subset \mathbb{R}^m$ is a nonempty subset of \mathbb{R}^m . We focus in this section on the general Mayer optimal control problem given by

$$\min_{u \in \mathcal{U}} \varphi(x(T)), \quad (2)$$

where $\varphi : \mathbb{R}^d \rightarrow \mathbb{R}$ is a differentiable function and where \mathcal{U} stands for the set of admissible controls (see details in each subsection below). Recall that the Hamiltonian function $H : [0, T] \times \mathbb{R}^d \times \mathbb{R}^d \times \mathbb{R}^m \rightarrow \mathbb{R}$ associated to Problem (2) is defined by $H(t, x, p, u) := \langle p, f(t, x, u) \rangle_{\mathbb{R}^d}$ for all $(t, x, p, u) \in [0, T] \times \mathbb{R}^d \times \mathbb{R}^d \times \mathbb{R}^m$, where $\langle \cdot, \cdot \rangle_{\mathbb{R}^d}$ stands for the standard scalar product in \mathbb{R}^d .

2.1 Permanent control case

If the set \mathcal{U} of admissible controls in Problem (2) is the set of all essentially bounded measurable functions $u : [0, T] \rightarrow U$, then there is no restriction on

the modification of the value of the control and thus it can occur at any time in $[0, T]$. In such case, Problem (2) is said to be with *permanent control*. This situation corresponds to the very well-known framework deeply studied and developed in the literature (see, e.g., [17–20] and references therein). From now our aim is to briefly recall the derivation of the Pontryagin maximum principle for Problem (2) in the case of permanent control. Let x^* be a reference optimal curve associated to the control u^* . Take a L^1 -perturbation (or needle-variation) of u^* defined by $u_\varepsilon(t) := v \in U$ on $[s, s + \varepsilon]$, where $s \in [0, T]$ is a Lebesgue time of the function $t \mapsto f(t, x^*(t), u^*(t))$, and $u_\varepsilon(t) := u^*(t)$ elsewhere. The corresponding variation vector satisfies the linear equation

$$\dot{w}(t) = \nabla_x f(t, x^*(t), u^*(t)) \times w(t), \quad \text{a.e. } t \in [s, T],$$

where the notation \times stands for the usual matrix-vector product (also matrix-matrix product in the sequel), and the initial condition $w(s) = f(s, x^*(s), v) - f(s, x^*(s), u^*(s))$. From optimality, it holds that $\frac{\varphi(x_\varepsilon(T)) - \varphi(x^*(T))}{\varepsilon} \geq 0$, where x_ε denotes the response to u_ε . Taking the limit $\varepsilon \rightarrow 0^+$, one gets

$$\langle \nabla \varphi(x^*(T)), w(T) \rangle_{\mathbb{R}^d} \geq 0. \quad (3)$$

Write the adjoint equation as

$$\dot{p}(t) = -\nabla_x f(t, x^*(t), u^*(t))^\top \times p(t), \quad \text{a.e. } t \in [0, T], \quad (4)$$

where \top stands for the standard transpose of a matrix, with the final condition

$$p(T) = -\nabla \varphi(x^*(T)). \quad (5)$$

Using in (3) the equalities $w(T) = \Phi(T, s) \times w(s)$ and $p(s) = \Phi(T, s)^\top \times p(T)$, where $\Phi(\cdot, \cdot)$ stands for the state-transition matrix associated to the matrix function $t \mapsto \nabla_x f(t, x^*(t), u^*(t))$, one gets the inequality $\langle p(s), f(s, x^*(s), v) - f(s, x^*(s), u^*(s)) \rangle_{\mathbb{R}^d} \leq 0$ which corresponds exactly to the standard *Hamiltonian maximization condition* of the Pontryagin maximum principle given by

$$H(s, x^*(s), p(s), u^*(s)) = \max_{v \in U} H(s, x^*(s), p(s), v), \quad \text{a.e. } s \in [0, T]. \quad (6)$$

We conclude this section by recalling that the maximized Hamiltonian function $\mathcal{H} : [0, T] \rightarrow \mathbb{R}$ defined by

$$\mathcal{H}(t) := H(t, x^*(t), p(t), u^*(t)), \quad \text{a.e. } t \in [0, T], \quad (7)$$

can be identified to an absolutely continuous on $[0, T]$ which moreover satisfies

$$\dot{\mathcal{H}}(t) = \nabla_t H(t, x^*(t), p(t), u^*(t)), \quad \text{a.e. } t \in [0, T].$$

In particular, if the control system (1) is autonomous, then \mathcal{H} remains constant over $[0, T]$.

2.2 Sampled-data control case

At the opposite of the permanent control case, if the set \mathcal{U} of admissible controls authorizes the value of the control $u : [0, T] \rightarrow U$ to be modified at most n times, where $n \in \mathbb{N}$ is fixed, Problem (2) is said to be with *sampled-data control*. In such case, for any $u \in \mathcal{U}$, there exists a finite set of n times $0 < t_1 < \dots < t_n < T$ (called *sampling times*) such that $u(t) = u_i \in U$ over $[t_i, t_{i+1})$ for all $i = 0, \dots, n$, where $t_0 := 0$ and $t_{n+1} := T$. We refer to [8–10] for the

statement of a Pontryagin maximum principle handling sampled-data controls. From now we assume that U is convex (see Remark 2.2 for details) and our aim is to briefly recall the derivation of the Pontryagin maximum principle for Problem (2) in the case of sampled-data control. Let x^* be a reference optimal curve associated to the control u^* and let us denote by t_i^* the corresponding sampling times. Consider the convex L^∞ -perturbation $u_\varepsilon := u^* + \varepsilon(u - u^*)$, where $u \in \mathcal{U}$ has the same sampling times than u^* . The corresponding variation vector satisfies the affine equation

$$\begin{aligned} \dot{w}(t) &= \nabla_x f(t, x^*(t), u^*(t)) \times w(t) \\ &\quad + \nabla_u f(t, x^*(t), u^*(t)) \times (u(t) - u^*(t)), \quad \text{a.e. } t \in [0, T], \end{aligned}$$

with the initial condition $w(0) = 0_{\mathbb{R}^d}$. Introducing the adjoint vector p as in (4)-(5) and using the equality

$$w(T) = \int_0^T \Phi(T, s) \times \nabla_u f(s, x^*(s), u^*(s)) \times (u(s) - u^*(s)) \, ds,$$

in Inequality (3) give

$$\int_0^T \langle p(s), \nabla_u f(s, x^*(s), u^*(s)) \times (u(s) - u^*(s)) \rangle_{\mathbb{R}^d} \, ds \leq 0.$$

Taking $u(t) := v \in U$ over $[t_i^*, t_{i+1}^*)$ and $u(t) := u^*(t)$ elsewhere, we exactly recover the *nonpositive averaged Hamiltonian gradient condition* derived in [8–10] given by

$$\left\langle \int_{t_i^*}^{t_{i+1}^*} \nabla_u H(s, x^*(s), p(s), u_i^*) \, ds, v - u_i^* \right\rangle_{\mathbb{R}^m} \leq 0, \quad (8)$$

for all $v \in U$ and all $i = 0, \dots, n$, where u_i^* corresponds to the value of u^* over the interval $[t_i, t_{i+1})$.

Remark 2.1 The Pontryagin conditions (6) and (8) are clearly different according to the nature of the admissible controls set \mathcal{U} . We refer to the works [8–10] for detailed discussions about this feature.

Remark 2.2 The convexity assumption on U is used in the sampled-data control context in order to guarantee that the convex L^∞ -perturbation u_ε is admissible. This assumption is made here for simplicity, but it can be removed by using the concept of U -dense directions (see, e.g., [8]).

Remark 2.3 In Problem (2) with sampled-data control, the sampling times t_i can be fixed or not. Note that the works [8,9] focus only on fixed sampling times. A recent study can be found in [10] about the differences between fixed and free sampling times. In the case of fixed sampling times, the maximized Hamiltonian function \mathcal{H} defined in (7) is piecewisely smooth of class \mathcal{C}^1 but is not continuous on $[0, T]$ in general. It may admit a discontinuity at each sampling time t_i . At the opposite, if the sampling times are free in Problem (2), then additional necessary optimality conditions are established and they exactly coincide with the continuity of \mathcal{H} on the whole interval $[0, T]$. We refer to [10] for more details.

3 Main result

3.1 Ding et al. force-fatigue model

The *FES input* v (or *pulses train*) is of the form

$$v(t) := \sum_{i=0}^n \eta_i \delta(t - t_i), \quad \text{for all } t \in [0, T],$$

modeled as a finite sum of Dirac impulses at times $0 = t_0 < t_1 < \dots < t_n < T$, where $n \in \mathbb{N}$ and $T > 0$ are fixed, and where $\eta_i \in [0, 1]$ are the amplitudes of each pulse. To describe the *phenomenon of tetania* (that is, the memory effect of successive pulses), we introduce the scaling factor R_i defined by

$$R_i := \begin{cases} 1, & \text{for } i = 0, \\ 1 + (\bar{R} - 1) \exp\left(-\frac{t_i - t_{i-1}}{\tau_c}\right), & \text{for } i = 1, \dots, n, \end{cases}$$

where the constants $\tau_c > 0$ and $\bar{R} > 1$ are given in Table 2. We define the *FES signal* E to be the solution in the distributional sense of the linear scalar dynamics

$$\dot{E}(t) = -\frac{E(t)}{\tau_c} + \frac{1}{\tau_c} \sum_{i=0}^n R_i \eta_i \delta(t - t_i), \quad \text{over } [0, T], \quad (9)$$

with $E(0) = 0$. We get that

$$E(t) = \frac{1}{\tau_c} \sum_{i=0}^n R_i \exp\left(-\frac{t - t_i}{\tau_c}\right) \eta_i h(t - t_i), \quad \text{for all } t \in [0, T], \quad (10)$$

where h stands for the left-continuous Heaviside function. The FES signal drives the evolution of Ca^{2+} -concentration C_N according to the linear scalar dynamics

$$\dot{C}_N(t) = -\frac{C_N(t)}{\tau_c} + E(t), \quad \text{a.e. } t \in [0, T]. \quad (11)$$

Integrating the (resonant) system (11) with $C_N(0) = 0$ leads to

$$C_N(t) = \frac{1}{\tau_c} \sum_{i=0}^n R_i \exp\left(-\frac{t - t_i}{\tau_c}\right) \eta_i (t - t_i) h(t - t_i), \quad \text{for all } t \in [0, T].$$

Introducing the Hill functions $\beta(t) := \frac{C_N(t)}{K_m + C_N(t)}$ and $\gamma(t) := \frac{1}{\tau_1 + \tau_2 \beta(t)}$ for all $t \in [0, T]$, the *non-fatigue model* [1–3] describes the force response F by

the dynamics

$$\dot{F}(t) = -\gamma(t)F(t) + A\beta(t), \quad \text{for all } t \in [0, T], \quad (12)$$

with $F(0) = 0$, where A , K_m , τ_1 , τ_2 are given positive constants. We refer to Figure 1 for a summary diagram of the non-fatigue model (11)-(12).

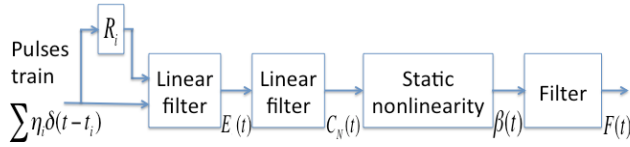


Fig. 1: Non-fatigue model description from the FES input v to the output force response F .

The complete *force-fatigue model* [6] is obtained by considering A , K_m , τ_1 as *fatigue variables* following the linear dynamics

$$\dot{A}(t) = -\frac{A(t) - A_{\text{rest}}}{\tau_{fat}} + \alpha_A F(t), \quad (13)$$

$$\dot{K}_m(t) = -\frac{K_m(t) - K_{m,\text{rest}}}{\tau_{fat}} + \alpha_{K_m} F(t), \quad (14)$$

$$\dot{\tau}_1(t) = -\frac{\tau_1(t) - \tau_{1,\text{rest}}}{\tau_{fat}} + \alpha_{\tau_1} F(t), \quad (15)$$

for all $t \in [0, T]$, with the initial conditions $A(0) = A_{\text{rest}}$, $K_m(0) = K_{m,\text{rest}}$, and $\tau_1(0) = \tau_{1,\text{rest}}$. Table 2 contains the definitions and details on the variables and constants introduced in this section. We also refer to [7] for a general discussion about these models.

3.2 A general rewritting of the model and some comments

In this paper we consider the complete force-fatigue model (11)-(12)-(13)-(14)-(15) and we denote by $x = (C_N, F, A, K_m, \tau_1)^\top$. The model can be rewritten as the control system

$$\dot{x}(t) = g(x(t)) + b(t) \left(\sum_{i=0}^n G(t_{i-1}, t_i) \eta_i h(t - t_i) \right) e, \quad \text{a.e. } t \in [0, T], \quad (16)$$

with the initial condition $x(0) = x_0$, where $x_0, e \in \mathbb{R}^5$ are the vectors defined by

$$x_0 := (0, 0, A_{\text{rest}}, K_{m,\text{rest}}, \tau_{1,\text{rest}})^\top \quad \text{and} \quad e := (1, 0, 0, 0, 0)^\top,$$

where $b(t) := \frac{1}{\tau_c} e^{-\frac{t}{\tau_c}}$ for all $t \in [0, T]$ and $G(t_{i-1}, t_i) := (\bar{R} - 1)e^{t_{i-1}/\tau_c} + e^{t_i/\tau_c}$, where $t_{-1} := -\infty$, $t_0 := 0$ and $t_{n+1} := T$, and finally where the explicit expression of the function $g : \mathbb{R}^5 \rightarrow \mathbb{R}^5$ is given by

$$g(x) := \begin{pmatrix} -\frac{x_1}{\tau_c} \\ -\frac{x_1+x_4}{x_5(x_1+x_4)+\tau_2 x_1} x_2 + x_3 \frac{x_1}{x_1+x_4} \\ -\frac{x_3-A_{\text{rest}}}{\tau_{fat}} + \alpha_A x_2 \\ -\frac{x_4-K_{m,\text{rest}}}{\tau_{fat}} + \alpha_{K_m} x_2 \\ -\frac{x_5-\tau_{1,\text{rest}}}{\tau_{fat}} + \alpha_{\tau_1} x_2 \end{pmatrix},$$

for all $x = (x_1, x_2, x_3, x_4, x_5) \in \mathbb{R}^5$.

Remark 3.1 Due to the definition of the vector e , note that the control parameters η_i and t_i intervene explicitly in the control system (16) only in the differential equation of the first component x_1 of x . Furthermore note that

this first differential equation is linear and independent of the rest of the system. This remark is of particular interest when dealing with the sensitivity analysis of the control system (16) in Section 3.4.

In this section we consider the general optimal control problem of Mayer form given by

$$\begin{aligned}
 \min \quad & \varphi(x(T)) \\
 \text{s.t.} \quad & \left\{ \begin{array}{l}
 \dot{x}(t) = g(x(t)) + b(t) \left(\sum_{i=0}^n G(t_{i-1}, t_i) \eta_i h(t - t_i) \right) e, \quad \text{a.e. } t \in [0, T], \\
 x(0) = x_0, \\
 (\eta_0, \eta_1, \dots, \eta_n, t_1, \dots, t_n) \in \mathbb{R}^{2n+1}, \\
 \eta_i \in [0, 1], \quad \forall i = 0, \dots, n, \\
 0 < t_1 < t_2 < \dots < t_n < T, \\
 t_i - t_{i-1} \geq I_{\min}, \quad \forall i = 1, \dots, n,
 \end{array} \right. \quad (17)
 \end{aligned}$$

where $n \in \mathbb{N}$ and $T > 0$ are fixed, where $\varphi : \mathbb{R}^5 \rightarrow \mathbb{R}$ is a differentiable function and where $I_{\min} \geq 0$ is the minimal interpulse authorized. The term $\varphi(x(T))$ plays the role of a general cost of Mayer form to minimize (for instance the opposite of the final force response, as illustrated in Section 4).

One should note that the above optimal control problem (17) does not fit exactly with the framework of optimal sampled-data control problems considered in [8–10] (and recalled in Section 2.2) for two reasons. The first difference lies in the fact that the value of each amplitude η_i intervenes in the control sys-

tem over the interval $[t_i, T]$ and not only on the interval $[t_i, t_{i+1})$. The second difference lies in the fact that the values of the sampling times t_i intervene explicitly in the control system. As a consequence, the first-order necessary optimality conditions from [8–10] cannot be applied and have to be adapted. This is the major aim of the next subsections. Precisely, after introducing the notions of *admissible tuples of parameters* and *admissible perturbations* in Section 3.3, we proceed in Section 3.4 to the sensitivity analysis of the control system (16) with respect to the parameters η_i and t_i . Finally the Pontryagin first-order necessary optimality conditions for Problem (17) are deduced in Section 3.5 (see Theorem 3.1).

Remark 3.2 In the model considered in this paper, the first time t_0 of pulse is fixed at $t_0 = 0$, while the corresponding amplitude $\eta_0 \in [0, 1]$ is not fixed. As a consequence, in Problem (17), there is exactly $2n + 1$ control parameters given by $\eta_0, \eta_1, \dots, \eta_n, t_1, \dots, t_n$.

3.3 Admissible tuples of parameters and perturbations

We introduce in this section the following notions of *admissible tuples of parameters* and *admissible perturbations*.

Definition 3.1 (Admissible tuple of parameters) We say that the tuple $\delta = (\eta_0, \eta_1, \dots, \eta_n, t_1, \dots, t_n) \in \mathbb{R}^{2n+1}$ of parameters is admissible for

Problem (17) if

$$\begin{cases} \eta_i \in [0, 1], & \forall i = 0, \dots, n, \\ 0 < t_1 < t_2 < \dots < t_n < T, \\ t_i - t_{i-1} \geq I_{\min}, & \forall i = 1, \dots, n. \end{cases}$$

We denote by \mathcal{P} the set of all admissible tuples of parameters for Problem (17).

Definition 3.2 (Admissible perturbations) Let us consider an admissible tuple $\delta = (\eta_0, \eta_1, \dots, \eta_n, t_1, \dots, t_n) \in \mathcal{P}$ of parameters for Problem (17).

- (i) Let $i \in \{0, \dots, n\}$. We say that $\tilde{\eta}_i \in \mathbb{R}$ is an admissible perturbation of η_i if there exists $\bar{\varepsilon} > 0$ such that $\eta_i + \varepsilon\tilde{\eta}_i \in [0, 1]$ for all $0 \leq \varepsilon \leq \bar{\varepsilon}$.
- (ii) Let $i \in \{1, \dots, n-1\}$. We say that $\tilde{t}_i \in \mathbb{R}$ is an admissible perturbation of t_i if there exists $\bar{\varepsilon} > 0$ such that $(t_i + \varepsilon\tilde{t}_i) - t_{i-1} \geq I_{\min}$ and $t_{i+1} - (t_i + \varepsilon\tilde{t}_i) \geq I_{\min}$ for all $0 \leq \varepsilon \leq \bar{\varepsilon}$.
- (iii) Let $i = n$. We say that $\tilde{t}_n \in \mathbb{R}$ is an admissible perturbation of t_n if there exists $\bar{\varepsilon} > 0$ such that $(t_n + \varepsilon\tilde{t}_n) - t_{n-1} \geq I_{\min}$ for all $0 \leq \varepsilon \leq \bar{\varepsilon}$.

Remark 3.3 Let $\delta = (\eta_0, \eta_1, \dots, \eta_n, t_1, \dots, t_n) \in \mathcal{P}$ and $i \in \{0, \dots, n\}$. If $\eta_i = 0$ (resp. $\eta_i = 1$), then the set of all admissible perturbations of η_i is \mathbb{R}_+ (resp. \mathbb{R}_-). If $\eta_i \in (0, 1)$, then the set of all admissible perturbations of η_i is the entire line \mathbb{R} .

Remark 3.4 Let $\delta = (\eta_0, \eta_1, \dots, \eta_n, t_1, \dots, t_n) \in \mathcal{P}$ and $i \in \{1, \dots, n-1\}$. If $t_i - t_{i-1} = I_{\min} < t_{i+1} - t_i$ (resp. $t_i - t_{i-1} > I_{\min} = t_{i+1} - t_i$), then the set of all admissible perturbations of t_i is \mathbb{R}_+ (resp. \mathbb{R}_-). If $t_i - t_{i-1} > I_{\min} < t_{i+1} - t_i$, then the set of all admissible perturbations of t_i is the entire line \mathbb{R} .

If $t_i - t_{i-1} = I_{\min} = t_{i+1} - t_i$, then the set of all admissible perturbations of t_i is reduced to the singleton $\{0\}$.

Remark 3.5 Let $\delta = (\eta_0, \eta_1, \dots, \eta_n, t_1, \dots, t_n) \in \mathcal{P}$ and $i = n$. If $t_n - t_{n-1} > I_{\min}$ (resp. $t_n - t_{n-1} = I_{\min}$), then the set of all admissible perturbations of t_n is the entire line \mathbb{R} (resp. \mathbb{R}_+).

3.4 Sensitivity analysis of the control system and variation vectors

For all $\delta = (\eta_0, \eta_1, \dots, \eta_n, t_1, \dots, t_n) \in \mathcal{P}$, we denote by x^δ the unique solution to the Cauchy problem

$$\begin{cases} \dot{x}(t) = g(x(t)) + b(t) \left(\sum_{i=0}^n G(t_{i-1}, t_i) \eta_i h(t - t_i) \right) e, & \text{a.e. } t \in [0, T], \\ x(0) = x_0. \end{cases}$$

Recall that the first component x_1^δ of x^δ satisfies

$$x_1^\delta(t) = b(t) \sum_{i=0}^n G(t_{i-1}, t_i) \eta_i (t - t_i) h(t - t_i), \quad (18)$$

for all $t \in [0, T]$ (see Section 3.1 in which $x_\delta^1 = C_N$).

Proposition 3.1 (Perturbation of η_i) *Let $\delta = (\eta_0, \eta_1, \dots, \eta_n, t_1, \dots, t_n) \in \mathcal{P}$ and $i \in \{0, \dots, n\}$. Let $\tilde{\eta}_i$ be an admissible perturbation of η_i and let $w : [t_i, T] \rightarrow \mathbb{R}^5$ be the unique solution to the linear Cauchy problem given by*

$$\begin{cases} \dot{w}(t) = \nabla g(x^\delta(t)) \times w(t) + \tilde{\eta}_i \left(b(t) G(t_{i-1}, t_i) \right) e, & \text{a.e. } t \in [t_i, T], \\ w(t_i) = 0_{\mathbb{R}^5}. \end{cases}$$

Then it holds that

$$w(t) = \lim_{\varepsilon \rightarrow 0^+} \frac{x^{\delta + \varepsilon \tilde{\delta}}(t) - x^\delta(t)}{\varepsilon},$$

for all $t \in [t_i, T]$, where $\tilde{\delta} := (0, \dots, 0, \tilde{\eta}_i, 0, \dots, 0, 0_{\mathbb{R}^n}) \in \mathbb{R}^{2n+1}$.

Proof We reason component by component of $x^\delta = (x_1^\delta, \dots, x_5^\delta)$. Note that the first component w_1 of $w = (w_1, \dots, w_5)$ is the unique solution to the linear Cauchy problem given by

$$\begin{cases} \dot{w}_1(t) = -\frac{w_1(t)}{\tau_c} + \tilde{\eta}_i \left(b(t)G(t_{i-1}, t_i) \right), & \text{a.e. } t \in [t_i, T], \\ w_1(t_i) = 0, \end{cases}$$

which is given by

$$w_1(t) = \tilde{\eta}_i \left(b(t)G(t_{i-1}, t_i)(t - t_i) \right),$$

for all $t \in [t_i, T]$, which exactly corresponds to the derivative of x_1^δ with respect to η_i in the direction $\tilde{\eta}_i$ over the interval $[t_i, T]$ (see Equality (18)). Then, denoting by $g = (g_1, \dots, g_5)$, the second component x_2^δ of x^δ satisfies the differential equation

$$(\dot{x}_2^\delta)(t) = g_2(x_1^\delta(t), \dots, x_5^\delta(t)), \quad \text{a.e. } t \in [t_i, T],$$

which is, as noted in Remark 3.1, independent of the parameters η_i and t_i . As a consequence, from the previous result on the first component x_1^δ of x and from standard techniques of sensitivity analysis of differential equations (essentially by invoking the classical Gronwall lemma), we get that $\lim_{\varepsilon \rightarrow 0^+} (x_2^{\delta+\varepsilon\tilde{\delta}}(t) - x_2^\delta(t))/\varepsilon = w_2(t)$ for all $t \in [t_i, T]$, where w_2 is the unique solution to the linearized differential equation

$$\dot{w}_2(t) = \nabla g_2(x_1^\delta(t), \dots, x_5^\delta(t)) \times w(t), \quad \text{a.e. } t \in [t_i, T],$$

with the initial condition $w_2(t_i) = 0$. The arguments are exactly the same for the components x_3^δ , x_4^δ and x_5^δ .

Proposition 3.2 (Perturbation of t_i) *Let $\delta = (\eta_0, \eta_1, \dots, \eta_n, t_1, \dots, t_n) \in \mathcal{P}$ and $i \in \{1, \dots, n\}$. Let \tilde{t}_i be an admissible perturbation of t_i and let $w : [t_i, T] \rightarrow \mathbb{R}^5$ be the unique solution to the linear Cauchy problem given by*

$$\begin{cases} \dot{w}(t) = \nabla g(x^\delta(t)) \times w(t) + \tilde{t}_i \left(b(t)b(-t_i) \left(\eta_i + (\bar{R} - 1)\eta_{i+1}h(t - t_{i+1}) \right) \right) e, \\ w(t_i) = -\tilde{t}_i \left(b(t_i)G(t_{i-1}, t_i)\eta_i \right) e. \end{cases} \quad \text{a.e. } t \in [t_i, T],$$

Then it holds that

$$w(t) = \lim_{\varepsilon \rightarrow 0^+} \frac{x^{\delta + \varepsilon \tilde{\delta}}(t) - x^\delta(t)}{\varepsilon},$$

for all $t \in (t_i, T]$, where $\tilde{\delta} := (0_{\mathbb{R}^{n+1}}, 0, \dots, 0, \tilde{t}_i, 0, \dots, 0) \in \mathbb{R}^{2n+1}$.

Proof As in the proof of Proposition 3.1, we reason in this proof component by component of $x^\delta = (x_1^\delta, \dots, x_5^\delta)$. Note that the first component w_1 of $w = (w_1, \dots, w_5)$ is the unique solution to the linear Cauchy problem given by

$$\begin{cases} \dot{w}_1(t) = -\frac{w_1(t)}{\tau_c} + \tilde{t}_i \left(b(t)b(-t_i) \left(\eta_i + (\bar{R} - 1)\eta_{i+1}h(t - t_{i+1}) \right) \right), \\ w_1(t_i) = -\tilde{t}_i \left(b(t_i)G(t_{i-1}, t_i)\eta_i \right), \end{cases} \quad \text{a.e. } t \in [t_i, T],$$

which is given by

$$w_1(t) = -\tilde{t}_i \left(b(t)\eta_i G(t_{i-1}, t_i) + b(t)b(-t_i)\eta_i(t - t_i) + b(t)b(-t_i)(\bar{R} - 1)\eta_{i+1}(t - t_{i+1})h(t - t_{i+1}) \right),$$

for all $t \in [t_i, T]$, which exactly corresponds to the derivative of x_1^δ with respect to t_i in the direction \tilde{t}_i over the interval $(t_i, T]$ (see Equality (18)). To see this, one may use the equalities $\partial_1 G(t_i, t_{i+1}) = b(-t_i)(\bar{R} - 1)$ and $\partial_2 G(t_{i-1}, t_i) = b(-t_i)$. We conclude this proof by invoking the same arguments as in the proof of Proposition 3.1 for the rest of the components of $x^\delta = (x_1^\delta, \dots, x_5^\delta)$.

3.5 First-order necessary optimality conditions

The main result of the present paper is stated as follows. It corresponds to the Pontryagin first-order necessary optimality conditions for Problem (17).

Theorem 3.1 *Let x^* stand for an optimal state of Problem (17) and let $\delta^* = (\eta_0^*, \eta_1^*, \dots, \eta_n^*, t_1^*, \dots, t_n^*) \in \mathcal{P}$ be the corresponding optimal tuple of parameters. Then the adjoint vector $p = (p_1, \dots, p_5)$ (als called costate), defined as the unique solution to the backward linear Cauchy problem given by*

$$\begin{cases} \dot{p}(t) = -\nabla g(x^*(t))^\top \times p(t), & \text{a.e. } t \in [0, T], \\ p(T) = -\nabla \varphi(x^*(T)), \end{cases}$$

satisfies:

(i) *the inequality*

$$\left(\int_{t_i^*}^T p_1(s) b(s) \, ds \right) \tilde{\eta}_i \leq 0, \quad (19)$$

for all $i = 0, \dots, n$ and all admissible perturbation $\tilde{\eta}_i$ of η_i^* ;

(ii) *and the inequality*

$$\left(-p_1(t_i^*)b(t_i^*)G(t_{i-1}^*, t_i^*)\eta_i^* + b(-t_i^*)\eta_i^* \int_{t_i^*}^T p_1(s)b(s) ds \right. \\ \left. + b(-t_i^*)(\bar{R} - 1)\eta_{i+1}^* \int_{t_{i+1}^*}^T p_1(s)b(s) ds \right) \tilde{t}_i \leq 0, \quad (20)$$

for all $i = 1, \dots, n$ and all admissible perturbation \tilde{t}_i of t_i^* .

Proof In this proof we denote by $\Phi(\cdot, \cdot)$ the state-transition matrix associated to the matrix function $t \mapsto \nabla g(x^*(t))$. Let us prove the first item of Theorem 3.1. Let $i \in \{0, \dots, n\}$ and $\tilde{\eta}_i$ be an admissible perturbation of η_i^* . From optimality of x^* and following the same general idea detailed in Section 2, we derive that $\langle p(T), w(T) \rangle_{\mathbb{R}^5} \leq 0$ where the variation vector w is defined in Proposition 3.1. Since $p(t) = \Phi(T, t)^\top \times p(T)$ for all $t \in [0, T]$ and

$$w(T) = \left(\int_{t_i^*}^T \Phi(T, s) \times \left(b(s)G(t_{i-1}^*, t_i^*)e \right) ds \right) \tilde{\eta}_i,$$

we deduce that Inequality (19) holds true. To see this one may use the equality $p_1(t) = \langle p(t), e \rangle_{\mathbb{R}^5}$ for all $t \in [0, T]$. Let us prove the second item of Theorem 3.1. Let $i \in \{1, \dots, n\}$ and \tilde{t}_i be an admissible perturbation of t_i^* . From optimality of x^* and following the same general idea detailed in Section 2, we derive that $\langle p(T), w(T) \rangle_{\mathbb{R}^5} \leq 0$ where the variation vector w is defined in Proposition 3.2. Since $p(t) = \Phi(T, t)^\top \times p(T)$ for all $t \in [0, T]$ and

$$w(T) = \left(-\Phi(T, t_i^*) \times \left(b(t_i^*)G(t_{i-1}^*, t_i^*)\eta_i^* e \right) \right. \\ \left. + \int_{t_i^*}^T \Phi(T, s) \times \left(b(s)b(-t_i^*)\eta_i^* e \right) ds \right. \\ \left. + \int_{t_{i+1}^*}^T \Phi(T, s) \times \left(b(s)b(-t_i^*)(\bar{R} - 1)\eta_{i+1}^* e \right) ds \right) \tilde{t}_i,$$

we deduce that Inequality (20) holds true. To see this one may use the equality $p_1(t) = \langle p(t), e \rangle_{\mathbb{R}^5}$ for all $t \in [0, T]$. The proof is complete.

Remark 3.6 As mentioned in Section 3.2, the optimal control problem (17) does not fit exactly with the framework of optimal sampled-data control problems considered in [8–10]. As a consequence we had to adapt in Sections 3.3 and 3.4 the techniques in order to derive our main result Theorem 3.1. It appears that introducing and dealing with a very general framework, allowing to cover in particular the Ding et al. force-fatigue model considered in this paper, constitute an interesting challenge for future works.

4 Preliminary numerical results

Our objective here is to illustrate our main result with some preliminary numerical simulations. In this section we will focus on the problem of maximizing the final force response $F(T)$, with fixed pulses amplitudes $\eta_i = 1$ for all $i = 0, \dots, n$ and with no minimal interpulse (that is, with $I_{\min} = 0$). In that context we will thus focus only on the necessary optimality condition (20) provided in Theorem 3.1. We denote by $\sigma = (t_1, \dots, t_n)$ the n -tuple of pulses times and we define

$$\begin{aligned} \text{NC}_i(\sigma) := & -p_1(t_i)b(t_i)G(t_{i-1}, t_i) + b(-t_i) \int_{t_i}^T p_1(s)b(s) \, ds \\ & + b(-t_i)(\bar{R} - 1) \int_{t_{i+1}}^T p_1(s)b(s) \, ds, \end{aligned}$$

for all $i = 1, \dots, n$. Assuming that the considered optimization problem admits a solution $\sigma^* = (t_1^*, \dots, t_n^*)$, and since the set of admissible perturbations of

each optimal pulses time t_i^* is the entire real line \mathbb{R} , Inequality (20) reduces to the equality

$$\text{NC}_i(\sigma^*) = 0, \quad (21)$$

for all $i = 1, \dots, n$. Using the notations introduced in Section 3.2, let us recall that the force variable is denoted by $F = x_2$ and let us precise that it will be expressed in milliNewton (mN). The unit of time will be the second (s).

We implement the combination of several numerical methods. First we use in Section 4.1 a direct method in order to compute a numerical approximation $\tilde{\sigma} = (\tilde{t}_1, \dots, \tilde{t}_n)$ of σ^* using BOCOP software [11] which takes into account the constraint $t_i \leq t_{i+1}$. Indeed note that the numerical inversion of the elements t_i is not allowed in our context since they explicitly intervene in the dynamics (16) and they do not play symmetrical roles. Then we compute the initial costate $\tilde{p}(0)$ using specific and suitable numerical integrators from the JULIA programming language [21]. Finally the couple $(\tilde{\sigma}, \tilde{p}(0))$ is used in Section 4.2 as initialization of an indirect method (shooting method) based on the necessary condition (21) and using HAMPATH software [12] (which does not take into account the constraint $t_i \leq t_{i+1}$) in order to numerically compute the optimal pulses times t_i^* .

4.1 Numerical computation of optimal pulses times with BOCOP to initialize the shooting method

BOCOP software [11] is mainly dedicated to solve optimal permanent control problems by implementing a so-called direct transcription method. Namely a

time discretization is used in order to rewrite the optimal permanent control problem as a finite-dimensional optimization problem (i.e. nonlinear programming), solved by the interior point method (IPOPT). It is also designed to solve finite-dimensional optimization problems where there is a finite number of parameters, in which the optimization problem considered in this section is plugged into. For our problem this method is robust with respect to the number n of parameters ($n < 20$) and to T ($T < 1$ s).

Once we have determined a numerical approximation $\tilde{\sigma} = (\tilde{t}_1, \dots, \tilde{t}_n)$ of σ^* with BOCOP, we compute the corresponding initial costate $\tilde{p}(0)$ which will be used in order to initialize our shooting method in the next section. The numerical integration of the costate \tilde{p} is numerically intricate. Indeed we need low tolerances ($< 10^{-20}$) and suitable ODE solvers using specific algorithms of the JULIA programming language [21]. For this reason we use the package *DifferentialEquations.jl*, namely a 4th order A-stable stiffly stable Rosenbrock method with a stiff-aware 3rd order interpolant (Rodas42), coupled with the package *ArbNumerics.jl* for multiprecision numerical computing. The numerical results of three cases are detailed in Table 1. We also provide the time evolutions of the corresponding state \tilde{x} and costate \tilde{p} (and also of the associated FES signal \tilde{E}) in Figures 2 and 3 for the last two cases.

Note that we are able to evaluate the values $\text{NC}_i(\tilde{\sigma})$ for all $i = 1, \dots, n$ and, in order to check the correctness of the initialization couple $(\tilde{\sigma}, \tilde{p}(0))$, we represent in Figures 4 and 5 the values of $\|(\text{NC}_1(\sigma), \dots, \text{NC}_n(\sigma))\|_{\mathbb{R}^n}$ in relation with the final force response $x_2(T)$ for many perturbations $\sigma = \tilde{\sigma} + \varepsilon\chi$

i	1	2	3	4
$\tilde{t}_i =$	0.0485	0.0895	0.1248	0.1499
$\text{NC}_i(\tilde{\sigma}) =$	-0.010	-0.007	-0.008	-0.003

(a) Case $n = 4$, $T = 0.2$, $\tilde{x}(T) = (0.3308, 0.2752, 2.996, 0.1036, 0.0516)$, $\tilde{p}(0) = (0.0210, 0.2614, 0.0914, -0.6224, 0.8795)$.

i	1	2	3	4	5
$\tilde{t}_i =$	0.241	0.314	0.369	0.414	0.448
$\text{NC}_i(\tilde{\sigma}) =$	-0.06	-0.03	-0.01	-0.02	-0.007

(b) Case $n = 5$, $T = 0.5$, $\tilde{x}(T) = (0.2652, 0.2890, 2.984, 0.104, 0.0522)$, $\tilde{p}(0) = (4.6 \times 10^{-4}, 3.1 \times 10^{-3}, 0.0959, -0.8293, 1.246)$.

i	1	2	3	4	5	6	7	8	9	10
$\tilde{t}_i =$	0.273	0.363	0.434	0.498	0.554	0.602	0.645	0.684	0.719	0.748
$\text{NC}_i(\tilde{\sigma}) =$	0.026	0.016	0.036	0.028	0.018	0.026	0.033	0.018	0.034	0.018

(c) Case $n = 10$, $T = 0.8$, $\tilde{x}(T) = (0.297, 0.354, 2.95, 0.106, 0.0538)$, $\tilde{p}(0) = (-1.51 \times 10^{-4}, -2.03 \times 10^{-3}, 0.118, -0.98, 1.91)$.

Table 1: Numerical results from BOCOP in three cases.

of $\tilde{\sigma}$, where $\varepsilon > 0$ is a small parameter and χ is a uniform random variable in $[-1, 1]^n$.

4.2 Indirect method using HAMPATH and initialized by BOCOP

Indirect methods are generally more precise than direct methods but they are also very sensitive with respect to the initialization. We describe here an

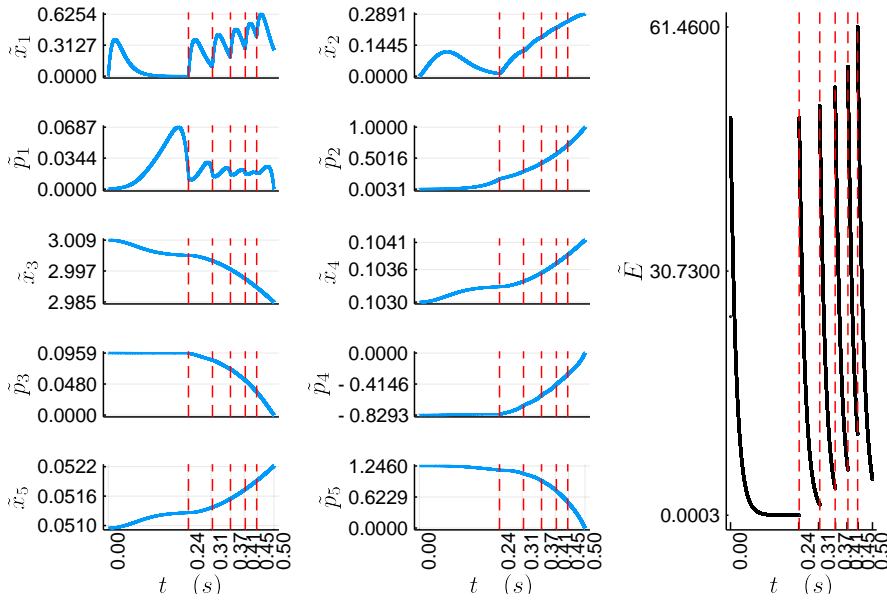


Fig. 2: Case $n = 5$, $T = 0.5$ (see Table 1b). Time evolutions of state \tilde{x} , costate \tilde{p} and FES signal \tilde{E} .

indirect method (shooting method) in order to solve the optimization problem considered in this section.

Our shooting method is based on Equality (21) and computes numerically the optimal solution σ^* by solving a boundary value problem associated to the state-costate system. Precisely we are looking for a zero of the *shooting function* defined by

$$\begin{aligned} \mathbb{S} : \mathbb{R}^{n+5} &\longrightarrow \mathbb{R}^{n+5} \\ (\sigma, p_0) &\longmapsto \left(\text{NC}_1(\sigma), \dots, \text{NC}_n(\sigma), p(T) - p_T \right), \end{aligned}$$

where $p_0 \in \mathbb{R}^5$ is the initial condition considered in the adjoint system and $p_T = (0, 1, 0, 0, 0)^\top$ (because we minimize $-x_2(T)$). We use a Newton-like algorithm

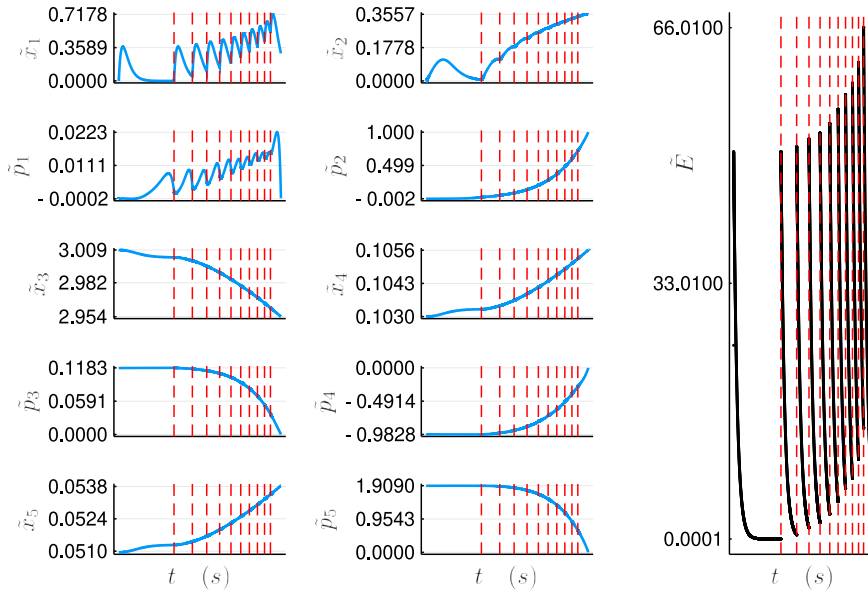


Fig. 3: Case $n = 10$, $T = 0.8$ (see Table 1c). Time evolutions of state \tilde{x} , costate \tilde{p} and FES signal \tilde{E} .

in HAMPATH software [12] in order to compute a zero of S . In order to initialize this method, we need a guess on the optimal tuple σ^* and on the initial value of the costate vector. These guesses are provided by the direct method using BOCOP (see Section 4.1). Note that a good initialization is crucial in particular because we are not able to take into account the constraint $t_i \leq t_{i+1}$ with the shooting method.

Figure 6 (resp. Figure 7) represents the time evolutions of the optimal state and costate (and also of the associated FES signal E) computed with the above shooting method which was initialized by the values provided in

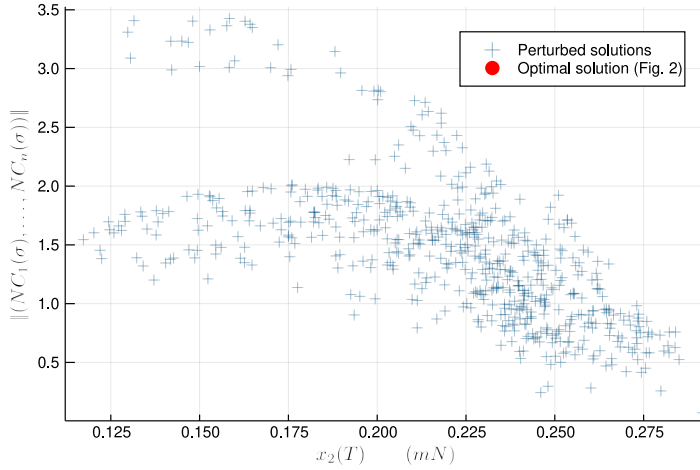


Fig. 4: Case $n = 5$, $T = 0.5$ (see Table 1b and Figure 2). Plot of the norm $\|(NC_1(\sigma), \dots, NC_n(\sigma))\|_{\mathbb{R}^n}$ with respect to the final force response $x_2(T)$ for 600 perturbations σ of $\tilde{\sigma}$. The red dot indicates the solution $\tilde{\sigma}$ computed by BOCOP.

Table 1a (resp. Table 1b). In both cases, the shooting method recovers the solutions found by the direct method.

5 Conclusion

This paper establishes Pontryagin first-order necessary optimality conditions for a general Mayer problem associated to the Ding et al. force-fatigue model. We obtain preliminary numerical results of optimal pulses times in the context of maximization of the final force response (with fixed pulses amplitudes and no minimal interpulse) based on a shooting method implemented with the HAMPATH software. Since the Newton-like algorithm is very sensitive with

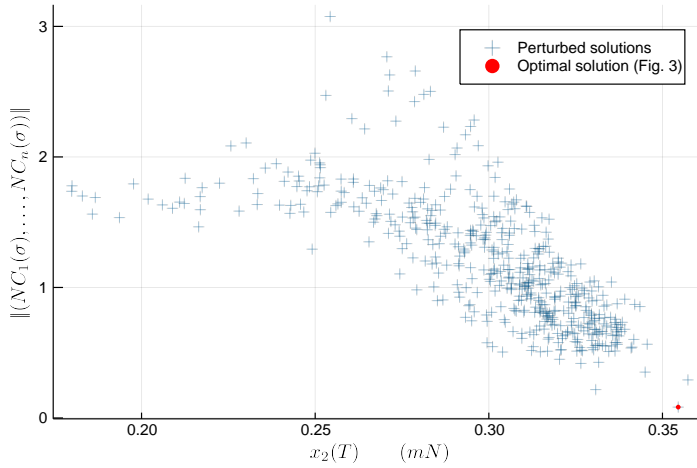


Fig. 5: Case $n = 10$, $T = 0.8$ (see Table 1c and Figure 3). Plot of the norm $\|(NC_1(\sigma), \dots, NC_n(\sigma))\|_{\mathbb{R}^n}$ with respect to the final force response $x_2(T)$ for 600 perturbations σ of $\tilde{\sigma}$. The red dot indicates the solution $\tilde{\sigma}$ computed by BOCOP.

respect to its initialization, the shooting method is initialized using a direct method based on the BOCOP software and some JULIA's packages for differential equations and multiprecision computing.

Further studies have to be conducted in many directions. First, calculations should be obtained in the frame of geometric control described in [22] using Baker-Campbell-Hausdorff formulae and Lie brackets. Second, a research perspective is to provide a theoretical and numerical study of the shooting equations (with possibly optimized pulses amplitudes and in presence of a positive minimal interpulse, with a large final time $T > 0$ and/or a large number n of pulses times, etc.). In particular comparisons should be provided with respect

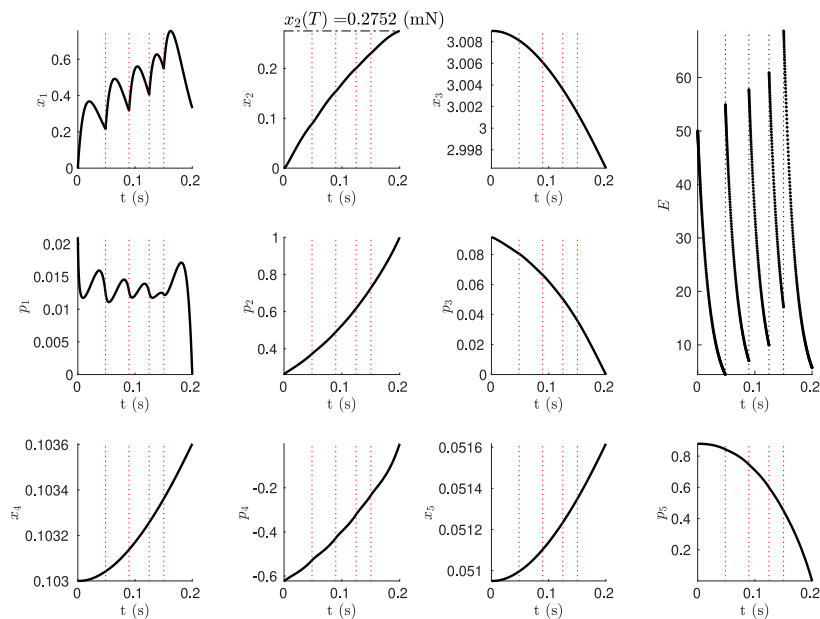


Fig. 6: Case $n = 4$, $T = 0.2$. Time evolutions of state, costate and FES signal computed from HAMPATH. We have: $\sigma^* = (0.0484, 0.0895, 0.1257, 0.1501)$.

to suboptimal numerical strategies [13] evoked in Introduction. Finally, another challenge should be to take into account state constraints on the fatigue variables [23].

Acknowledgments

T. Bakir, B. Bonnard and J. Rouot are partially supported by the Labex AMIES.

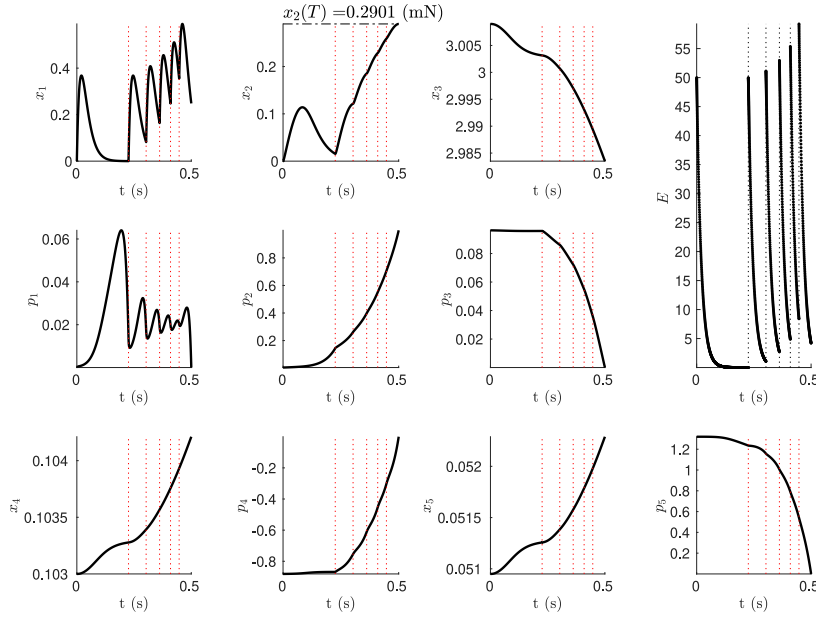


Fig. 7: Case $n = 5$, $T = 0.5$. Time evolutions of state, costate and FES signal computed from HAMPATH. We have: $\sigma^* = (0.2258, 0.3028, 0.3616, 0.4093, 0.4470)$.

Symbol	Unit	Value	Description
C_N	—	—	Normalized amount of Ca^{2+} -troponin complex
F	mN	—	Force generated by muscle
t_i	s	—	Time of the i^{th} pulse
n	—	—	Total number of the pulses before time t
i	—	—	Stimulation pulse index
τ_c	s	0.02	Time constant that commands the rise and the decay of C_N
\bar{R}	—	1.143	Term of the enhancement in C_N from successive stimuli

A	$\frac{\text{mN}}{\text{s}}$	—	Scaling factor for the force and the shortening velocity of muscle
τ_1	s	—	Force decline time constant when strongly bound cross-bridges absent
τ_2	s	0.1244	Force decline time constant due to friction between actin and myosin
K_m	—	—	Sensitivity of strongly bound cross-bridges to C_N
A_{rest}	$\frac{\text{mN}}{\text{s}}$	3.009	Value of the parameter A when muscle is not fatigued
$K_{m,\text{rest}}$	—	0.103	Value of the parameter K_m when muscle is not fatigued
$\tau_{1,\text{rest}}$	s	0.05095	The value of the parameter τ_1 when muscle is not fatigued
α_A	$\frac{1}{\text{s}^2}$	$-4.0 \cdot 10^{-1}$	Coefficient for the force-model parameter A in the fatigue model
α_{K_m}	$\frac{1}{\text{s} \cdot \text{mN}}$	$1.9 \cdot 10^{-2}$	Coefficient for the force-model parameter K_m in the fatigue model
α_{τ_1}	$\frac{1}{\text{mN}}$	$2.1 \cdot 10^{-2}$	Coefficient for force-model parameter τ_1 in the fatigue model
τ_{fat}	s	127	Time constant controlling the recovery of (A, K_m, τ_1)

Table 2: Values of the constant parameters in the Ding et al. model

References

1. Law L.F. and Shields R.: Mathematical models of human paralyzed muscle after long-term training, *Journal of biomechanics*, **40** (2007) 2587–2595.
2. Ding J., Binder-Macleod S.A. and Wexler A.S.: Two-step, predictive, isometric force model tested on data from human and rat muscles, *J. Appl. Physiol.*, **85** (1998) 2176–2189.
3. Ding J., Wexler A.S. and Binder-Macleod S.A.: Development of a mathematical model that predicts optimal muscle activation patterns by using brief trains, *J. Appl. Physiol.*, **88** (2000) 917–925.
4. Gesztelyi R., Zsuga J., Kemeny-Beke A., Varga B., Juhasz B. and Tosaki A.: The Hill equation and the origin of quantitative pharmacology, *Arch. Hist. Exact Sci.*, **66**(4) (2012), 427–438.
5. Ding J., Wexler A.S. and Binder-Macleod S.A.: A predictive model of fatigue in human skeletal muscles, *J. Appl. Physiol.*, **89** (2000) 1322–1332.
6. Ding J., Wexler A.S. and Binder-Macleod S.A.: Mathematical models for fatigue minimization during functional electrical stimulation, *J. Electromyogr. Kinesiol.*, **13** (2003) 575–588.
7. Wilson E.: *Force response of locust skeletal muscle*, Southampton University, Ph.D. thesis, 2011.
8. Bourdin L. and Trélat E.: Optimal sampled-data control, and generalizations on time scales, *Math. Cont. Related Fields*, **6** (2016) 53–94.
9. Bourdin L. and Trélat E.: Pontryagin Maximum Principle for optimal sampled-data control problems. *In proceedings of 16th IFAC workshop on control applications of optimization CAO'2015*, 2015.
10. Bourdin L. and Dhar G.: Continuity/constancy of the Hamiltonian function in a Pontryagin maximum principle for optimal sampled-data control problems with free sampling times. *In revision process – available on HAL*, 2019.
11. Bonnans F., Giorgi D., Maindrault S., Martinon P. and Grélard V.: *Bocop – A collection of examples*, Inria Research Report, Project-Team Commands, 8053 (2014).

12. Cots O.: *Contrôle optimal géométrique : méthodes homotopiques et applications*, PhD thesis, Université de Bourgogne, Dijon, 2012.
13. Bakir T., Bonnard B. and Rouot J.: A case study of optimal input-output system with sampled-data control: Ding et al. force and fatigue muscular control model. *Networks and Heterogeneous Media*, AIMS-American Institute of Mathematical Sciences, **14** no.1 (2019) 79–100.
14. Yochum M.: *Contribution à la conception d'un électromyostimulateur intelligent*, Thèse de doctorat, Instrumentation et informatique de l'image Dijon, 2013.
15. Bakir T.: *Contribution à la modélisation, l'estimation et la commande de systèmes non linéaires dans les domaines de la cristallisation et de l'électrostimulation musculaire*, HDR Université de Bourgogne, 2018.
16. Gelfand I.M., Fomin S.V.: *Calculus of Variations*, Prentice Hall Inc., Englewood Cliffs, New Jersey, 1963.
17. Schättler, H., Ledzewicz, U.: *Geometric optimal control. Theory, methods and examples*, Interdisciplinary Applied Mathematics, 38. Springer, New York, 2012.
18. Pontryagin L.S., Boltyanskii V.G., Gamkrelidze R.V., and Mishchenko E.F.: *The mathematical theory of optimal processes*. John Wiley & Sons, Inc., 1962.
19. Trélat E.: *Contrôle optimal*. Mathématiques Concrètes. [Concrete Mathematics], Vuibert, Paris, 2005. Théorie & applications. [Theory and applications].
20. Vinter R.: *Optimal control*. Systems & Control: Foundations & Applications, Birkhäuser Boston, Inc., Boston, MA, 2000.
21. Rackauckas C. and Nie Q.: *DifferentialEquations.jl – A Performant and Feature-Rich Ecosystem for Solving Differential Equations in Julia*. *Journal of Open Research Software*. **5** no.1, p.15 (2017).
22. Hermes H.: Lie algebras of vector fields and local approximation of attainable sets, *SIAM J Control Optim.* **16**, no.5 (1978) 715–727.
23. Bourdin L. and Dhar G.: Optimal sampled-data control problems with running state constraints. *Submitted – available on HAL*, 2019.