



HAL
open science

Pervasive Attention: 2D Convolutional Neural Networks for Sequence-to-Sequence Prediction

Maha Elbayad, Laurent Besacier, Jakob Verbeek

► To cite this version:

Maha Elbayad, Laurent Besacier, Jakob Verbeek. Pervasive Attention: 2D Convolutional Neural Networks for Sequence-to-Sequence Prediction. Conference on Computational Natural Language Learning, Oct 2018, Brussels, Belgium. hal-01851612v2

HAL Id: hal-01851612

<https://inria.hal.science/hal-01851612v2>

Submitted on 3 Sep 2018 (v2), last revised 4 Sep 2018 (v3)

HAL is a multi-disciplinary open access archive for the deposit and dissemination of scientific research documents, whether they are published or not. The documents may come from teaching and research institutions in France or abroad, or from public or private research centers.

L'archive ouverte pluridisciplinaire **HAL**, est destinée au dépôt et à la diffusion de documents scientifiques de niveau recherche, publiés ou non, émanant des établissements d'enseignement et de recherche français ou étrangers, des laboratoires publics ou privés.

Pervasive Attention: 2D Convolutional Neural Networks for Sequence-to-Sequence Prediction

Maha Elbayad^{1,2} Laurent Besacier¹ Jakob Verbeek²

Univ. Grenoble Alpes, CNRS, Grenoble INP, Inria, LIG, LJK, F-38000 Grenoble France

¹ `firstname.lastname@univ-grenoble-alpes.fr`

² `firstname.lastname@inria.fr`

Abstract

Current state-of-the-art machine translation systems are based on encoder-decoder architectures, that first encode the input sequence, and then generate an output sequence based on the input encoding. Both are interfaced with an attention mechanism that recombines a fixed encoding of the source tokens based on the decoder state. We propose an alternative approach which instead relies on a single 2D convolutional neural network across both sequences. Each layer of our network re-codes source tokens on the basis of the output sequence produced so far. Attention-like properties are therefore pervasive throughout the network. Our model yields excellent results, outperforming state-of-the-art encoder-decoder systems, while being conceptually simpler and having fewer parameters.

1 Introduction

Deep neural networks have made a profound impact on natural language processing technology in general, and machine translation in particular (Blunsom, 2013; Sutskever et al., 2014; Cho et al., 2014; Jean et al., 2015; LeCun et al., 2015). Machine translation (MT) can be seen as a sequence-to-sequence prediction problem, where the source and target sequences are of different and variable length. Current state-of-the-art approaches are based on encoder-decoder architectures (Blunsom, 2013; Sutskever et al., 2014; Cho et al., 2014; Bahdanau et al., 2015). The encoder “reads” the variable-length source sequence and maps it into a vector representation. The decoder takes this vector as input and “writes” the target sequence, updating its state each step with the most recent word that it generated. The basic encoder-decoder model is generally equipped with an attention model (Bahdanau et al., 2015), which repetitively re-accesses the source sequence during the decoding process. Given the current state of the decoder,

a probability distribution over the elements in the source sequence is computed, which is then used to select or aggregate features of these elements into a single “context” vector that is used by the decoder. Rather than relying on the global representation of the source sequence, the attention mechanism allows the decoder to “look back” into the source sequence and focus on salient positions. Besides this inductive bias, the attention mechanism bypasses the problem of vanishing gradients that most recurrent architectures encounter.

However, the current attention mechanisms have limited modeling abilities and are generally a simple weighted sum of the source representations (Bahdanau et al., 2015; Luong et al., 2015), where the weights are the result of a shallow matching between source and target elements. The attention module re-combines the same source token codes and is unable to re-encode or re-interpret the source sequence while decoding.

To address these limitations, we propose an alternative neural MT architecture, based on deep 2D convolutional neural networks (CNNs). The product space of the positions in source and target sequences defines the 2D grid over which the network is defined. The convolutional filters are masked to prohibit accessing information derived from future tokens in the target sequence, obtaining an autoregressive model akin to generative models for images and audio waveforms (Oord et al., 2016a,b). See Figure 1 for an illustration.

This approach allows us to learn deep feature hierarchies based on a stack of 2D convolutional layers, and benefit from parallel computation during training. Every layer of our network computes features of the the source tokens, based on the target sequence produced so far, and uses these to predict the next output token. Our model therefore has attention-like capabilities by construction, that are pervasive throughout the layers of the network,

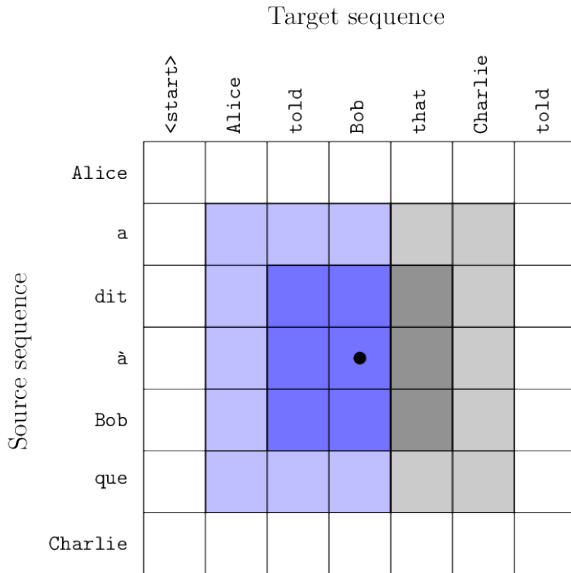


Figure 1: Convolutional layers in our model use masked 3×3 filters so that features are only computed from previous output symbols. Illustration of the receptive fields after one (dark blue) and two layers (light blue), together with the masked part of the field of view of a normal 3×3 filter (gray).

rather than using an “add-on” attention model.

We validate our model with experiments on the IWSLT 2014 German-to-English (De-En) and English-to-German(En-De) tasks. We improve on state-of-the-art encoder-decoder models with attention, while being conceptually simpler and having fewer parameters.

In the next section we will discuss related work, before presenting our approach in detail in Section 3. We present our experimental evaluation results in Section 4, and conclude in Section 5.

2 Related work

The predominant neural architectures in machine translation are recurrent encoder-decoder networks (Graves, 2012; Sutskever et al., 2014; Cho et al., 2014). The encoder is a recurrent neural network (RNN) based on gated recurrent units (Hochreiter and Schmidhuber, 1997; Cho et al., 2014) to map the input sequence into a vector representation. Often a bi-directional RNN (Schuster and Paliwal, 1997) is used, which consists of two RNNs that process the input in opposite directions, and the final states of both RNNs are concatenated as the input encoding. The decoder consists of a second RNN, which takes the input encoding, and sequentially samples the output sequence one to-

ken at a time whilst updating its state.

While best known for their use in visual recognition models, (Oord et al., 2016a; Salimans et al., 2017; Reed et al., 2017; Oord et al., 2016c). Recent works also introduced convolutional networks to natural language processing. The first convolutional approaches to encoding variable-length sequences consist of stacking word vectors, applying 1D convolutions then aggregating with a max-pooling operator over time (Collobert and Weston, 2008; Kalchbrenner et al., 2014; Kim, 2014). For sequence generation, the works of Ranzato et al. (2016); Bahdanau et al. (2017); Gehring et al. (2017a) mix a convolutional encoder with an RNN decoder. The first entirely convolutional encoder-decoder models were introduced by Kalchbrenner et al. (2016b), but they did not improve over state-of-the-art recurrent architectures. Gehring et al. (2017b) outperformed deep LSTMs for machine translation 1D CNNs with gated linear units (Meng et al., 2015; Oord et al., 2016c; Dauphin et al., 2017) in both the encoder and decoder modules.

Such CNN-based models differ from their RNN-based counterparts in that temporal connections are placed between layers of the network, rather than within layers. See Figure 2 for a conceptual illustration. This apparently small difference in connectivity has two important consequences. First, it makes the field of view grow linearly across layers in the convolutional network, while it is unbounded within layers in the recurrent network. Second, while the activations in the RNN can only be computed in a sequential manner, they can be computed in parallel across the temporal dimension in the convolutional case.

In all the recurrent or convolutional models mentioned above, each of the input and output sequences are processed separately as a one-dimensional sequence by the encoder and decoder respectively. Attention mechanisms (Bahdanau et al., 2015; Luong et al., 2015; Xu et al., 2015) were introduced as an interface between the encoder and decoder modules. During encoding, the attention model finds which hidden states from the source code are the most salient for generating the next target token. This is achieved by evaluating a “context vector” which, in its most basic form, is a weighted average of the source features. The weights of the summation are predicted by a small neural network that scores these features condi-

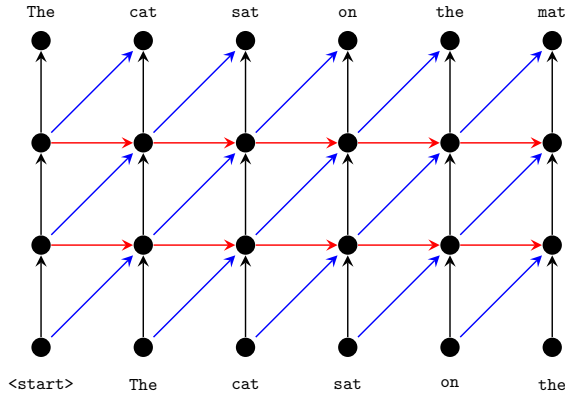


Figure 2: Illustration of decoder network topology with two hidden layers, nodes at bottom and top represent input and output respectively. Horizontal connections are used for RNNs, diagonal connections for convolutional networks. Vertical connections are used in both cases. Parameters are shared across time-steps (horizontally), but not across layers (vertically).

tioning on the current decoder state.

Vaswani et al. (2017) propose an architecture relying entirely on attention. Positional input coding together with self-attention (Parikh et al., 2016; Lin et al., 2017) replaces recurrent and convolutional layers. Huang et al. (2018) use an attention-like gating mechanism to alleviate an assumption of monotonic alignment in the phrase-based translation model of Wang et al. (2017). Deng et al. (2018) treat the sentence alignment as a latent variable which they infer using a variational inference network during training to optimize a variational lower-bound on the log-likelihood.

Beyond uni-dimensional encoding/decoding. Kalchbrenner et al. (2016a) proposed a 2D LSTM model similar to our 2D CNN for machine translation. Like our model, a 2D grid is defined across the input and output sequences, as in Figure 1. In their model, each cell takes input from its left and bottom neighbor. In a second LSTM stream, each cell takes input from its left and top neighbor, as well as from the corresponding cell in the first stream. They also observed that such a structure implements an implicit form of attention, by producing an input encoding that depends on the output sequence produced so far.

Wu et al. (2017) used a CNN over the 2D source-target representation as in our work, but only as a discriminator in an adversarial training setup. They do not use masked convolutions, since

their CNN is used to predict if a given source-target pair is a human or machine translation. A standard encoder-decoder model with attention is used to generate translations.

3 Translation by 2D Convolution

In this section we present our 2D CNN translation model in detail.

Input source-target tensor. Given the source and target pair (s, t) of lengths $|s|$ and $|t|$ respectively, we first embed the tokens in d_s and d_t dimensional spaces via look-up tables. The word embeddings $\{x_1, \dots, x_{|s|}\}$ and $\{y_1, \dots, y_{|t|}\}$ are then concatenated to form a 3D tensor $X \in \mathbb{R}^{|t| \times |s| \times f_0}$, with $f_0 = d_t + d_s$, where

$$X_{ij} = [y_i \ x_j]. \quad (1)$$

This joint unigram encoding is the input to our convolutional network.

Convolutional layers. We use the DenseNet (Huang et al., 2017) convolutional architecture, which is the state of the art for image classification tasks. Layers are densely connected, meaning that each layer takes as input the activations of all the preceding layers, rather than just the last one, to produce its g feature maps. The parameter g is called the “growth rate” as it is the number of appended channels to the network’s output at each layer. The long-distance connections in the network improve gradient flow to early network layers during training, which is beneficial for deeper networks.

Each layer first batch-normalizes (Ioffe and Szegedy, 2015) its input and apply a ReLU (Nair and Hinton, 2010) non-linearity. To reduce the computation cost, each layer first computes $4g$ channels using a 1×1 convolution from the $f_0 + (l - 1)g$ input channels to layer $l \in \{1, \dots, L\}$. This is followed by a second batch-normalization and ReLU non-linearity. The second convolution has $(k \times \lceil \frac{k}{2} \rceil)$ kernels, *i.e.* masked as illustrated in Figure 1, and generates the g output features maps to which we apply dropout (Srivastava et al., 2014). The architecture of the densely connected network is illustrated in Figure 3.

We optionally use gated linear units (Dauphin et al., 2017) in both convolutions, these double the number of output channels, and we use half of them to gate the other half.

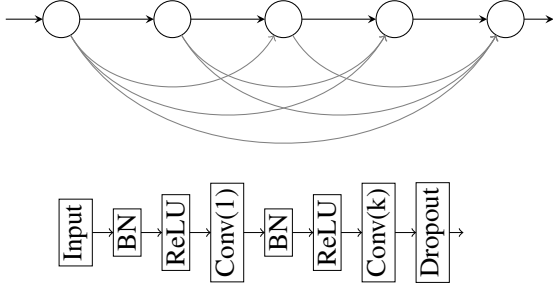


Figure 3: Architecture of the DenseNet at block level (top), and within each block (bottom).

Target sequence prediction. Starting from the initial f_0 feature maps, each layer $l \in \{1, \dots, L\}$ of our DenseNet produces a tensor H^l of size $|t| \times |s| \times f_l$, where f_l is the number of output channels of that layer. To compute a distribution over the tokens in the output vocabulary, we need to collapse the second dimension of the tensor, which is given by the variable length of the input sequence, to retrieve a unique encoding for each target position.

The simplest aggregation approach is to apply max-pooling over the input sequence to obtain a tensor $H^{\text{pool}} \in \mathbb{R}^{|t| \times f_L}$, *i.e.*

$$H_{id}^{\text{pool}} = \max_{j \in \{1, \dots, |s|\}} H_{ijd}^L. \quad (2)$$

Alternatively, we can use average-pooling over the input sequence:

$$H_{id}^{\text{pool}} = \frac{1}{\sqrt{|s|}} \sum_{j \in \{1, \dots, |s|\}} H_{ijd}^L. \quad (3)$$

The scaling with the inverse square-root of the source length acts as a variance stabilization term, which we find to be more effective in practice than a simple averaging.

The pooled features are then transformed to predictions over the output vocabulary \mathcal{V} , by linearly mapping them with a matrix $E \in \mathbb{R}^{|\mathcal{V}| \times f_L}$ to the vocabulary dimension $|\mathcal{V}|$, and then applying a soft-max. Thus the probability distribution over \mathcal{V} for the i -th output token is obtained as

$$p_i = \text{SoftMax}(EH_i^{\text{pool}}). \quad (4)$$

Alternatively, we can use E to project to dimension d_t , and then multiply with the target word embedding matrix used to define the input tensor. This reduces the number of parameters and generally improves the performance.

Implicit sentence alignment. For a given output token position i , the max-pooling operator of Eq. (2) partitions the f_L channels by assigning them across the source tokens j . Let us define

$$B_{ij} = \{d \in \{1, \dots, f_L\} \mid j = \arg \max(H_{ijd}^L)\}$$

as the channels assigned to source token j for output token i . The energy that enters into the soft-max to predict token $w \in \mathcal{V}$ for the i -th output position is given by

$$e_{iw} = \sum_{d \in \{1, \dots, f_L\}} E_{wd} H_{id}^{\text{pool}} \quad (5)$$

$$= \sum_{j \in \{1, \dots, |s|\}} \sum_{d \in B_{ij}} E_{wd} H_{ijd}^L. \quad (6)$$

The total contribution of the j -th input token is thus given by

$$\alpha_{ij} = \sum_{d \in B_{ij}} E_{wd} H_{ijd}^L, \quad (7)$$

where we dropped the dependence on w for simplicity. As we will show experimentally in the next section, visualizing the values α_{ij} for the ground-truth output tokens, we can recover an implicit sentence alignment used by the model.

Self attention. Besides pooling we can collapse the source dimension of the feature tensor with an attention mechanism. This mechanism will generate a tensor H^{att} that can be used instead of, or concatenated with, H^{pool} .

We use the self-attention approach of Lin et al. (2017), which for output token i computes the attention vector $\rho_i \in \mathbb{R}^{|s|}$ from the activations H_i^L :

$$\rho_i = \text{SoftMax}(H_i^L w + b \mathbb{1}_{|s|}), \quad (8)$$

$$H_i^{\text{att}} = \sqrt{|s|} \rho_i^\top H_i^L, \quad (9)$$

where $w \in \mathbb{R}^{f_L}$ and $b \in \mathbb{R}$ are parameters of the attention mechanism. Scaling of attention vectors with the square-root of the source length was also used by Gehring et al. (2017b), and we found it effective here as well as in the average-pooling case.

4 Experimental evaluation

In this section, we present our experimental setup, followed by quantitative results, qualitative examples of implicit sentence alignments from our model, and a comparison to the state of the art.

4.1 Experimental setup

Data and pre-processing. We experiment with the IWSLT 2014 bilingual dataset (Cettolo et al., 2014), which contains transcripts of TED talks aligned at sentence level, and translate between German (De) and English (En) in both directions. Following the setup of (Edunov et al., 2018), sentences longer than 175 tokens and pairs with length ratio exceeding 1.5 were removed from the original data. There are 160+7K training sentence pairs, 7K of which are separated and used for validation/development. We report results on a test set of 6,578 pairs obtained by concatenating dev2010 and tst2010-2013. We tokenized and lowercased all data using the standard scripts from the Moses toolkit (Koehn et al., 2007).

For open-vocabulary translation, we segment sequences using joint byte pair encoding (Sennrich et al., 2016) with 14K merge operations on the concatenation of source and target languages. This results in a German and English vocabularies of around 12K and 9K types respectively.

Implementation details. Unless stated otherwise, we use DenseNets with masked convolutional filters of size 5×3 , as given by the light blue area in Figure 1. To train our models, we use maximum likelihood estimation (MLE) with Adam ($\beta_1 = 0.9, \beta_2 = 0.999, \epsilon = 1e^{-8}$) starting with a learning rate of $5e^{-4}$ that we scale by a factor of 0.8 if no improvement ($\delta \leq 0.01$) is noticed on the validation loss after three evaluations, we evaluate every 8K updates.

After training all models up to 40 epochs, the best performing model on the validation set is used for decoding the test set. We use a beam-search of width 5 without any length or coverage penalty and measure translation quality using the BLEU metric (Papineni et al., 2002).

Baselines. For comparison with state-of-the-art architectures, we implemented a bidirectional LSTM encoder-decoder model with dot-product attention (Bahdanau et al., 2015; Luong et al., 2015) using PyTorch (Paszke et al., 2017), and used Facebook AI Research Sequence-to-Sequence Toolkit (Gehring et al., 2017b) to train the ConvS2S and Transformer (Vaswani et al., 2017) models on our data.

For the Bi-LSTM encoder-decoder, the encoder is a single layer bidirectional LSTM with input embeddings of size 128 and a hidden state of size

Model	BLEU	Flops $\times 10^5$	#params
Average	31.57 ± 0.11	3.63	7.18M
Max	33.70 ± 0.06	3.44	7.18M
Attn	32.09 ± 0.12	3.61	7.24M
Max, gated	33.66 ± 0.16	3.49	9.64M
[Max, Attn]	33.81 ± 0.03	3.51	7.24M

Table 1: Our model ($L = 24, g = 32, d_s = d_t = 128$) with different pooling operators and using gated convolutional units.

256 (128 in each direction). The decoder is a single layer LSTM with similar input size and a hidden size of 256, the target input embeddings are also used in the pre-softmax projection. For regularization, we apply a dropout of rate 0.2 to the inputs of both encoder and decoder and to the output of the decoder prior to softmax. As in (Bahdanau et al., 2015), we refer to this model as RNNsearch.

The ConvS2S model we trained has embeddings of dimension 256, a 16-layers encoder and 12-layers decoder. Each convolution uses 3×1 filters and is followed by a gated linear unit with a total of 2×256 channels. Residual connections link the input of a convolutional block to its output. We first trained the default architecture for this dataset as suggested in FairSeq (Gehring et al., 2017b), which has only 4 layers in the encoder and 3 in the decoder, but achieved better results with the deeper version described above. The model is trained with MLE using Nesterov accelerated gradient with a momentum of 0.99 and an initial learning rate of 0.25 decaying by a factor of 0.1 every epoch. ConvS2S is also regularized with a dropout rate of 0.2.

For the transformer model, use the settings of (Vaswani et al., 2017). We use token embeddings of dimension 512, and the encoder and decoder have 6 layers and 8 attention heads. For the inner layer in the per-position feed-forward network we use $d_{ff} = 2048$. For MLE training we use Adam ($\beta_1 = 0.9, \beta_2 = 0.98, \epsilon = 1e^{-8}$) (Kingma and Ba, 2015), and a learning rate starting from $1e^{-5}$ that is increased during 4,000 warm-up steps then used a learning rate of $5e^{-4}$ that follows an inverse-square-root schedule afterwards (Vaswani et al., 2017). Similar to previous models we set the dropout rate to 0.2.

4.2 Experimental results

Architecture evaluation. In this section we explore the impact of several parameters of our

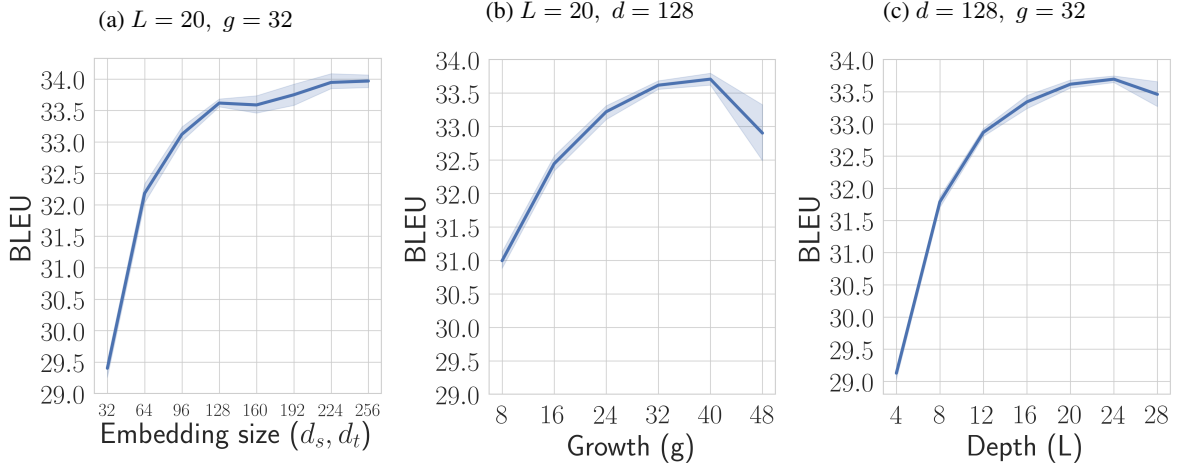


Figure 4: Impact of token embedding size, number of layers (L), and growth rate (g).

model: the token embedding dimension, depth, growth rate and filter sizes. We also evaluate different aggregation mechanisms across the source dimension: max-pooling, average-pooling, and attention.

In each chosen setting, we train five models with different initializations and report the mean and standard deviation of the BLEU scores. We also state the number of parameters of each model and the computational cost of training, estimated in a similar way as Vaswani et al. (2017), based on the wall clock time of training and the GPU single precision specs.

In Table 1 we see that using max-pooling instead average-pooling across the source dimension increases the performance with around 2 BLEU points. Scaling the average representation with $\sqrt{|s|}$ Eq. (3) helped improving the performance but it is still largely outperformed by the max-pooling. Adding gated linear units on top of each convolutional layer does not improve the BLEU scores, but increases the variance due to the additional parameters. Stand-alone self-attention *i.e.* weighted average-pooling is slightly better than uniform average-pooling but it is still outperformed by max-pooling. Concatenating the max-pooled features (Eq. (2)) with the representation obtained with self-attention (Eq. (9)) leads to a small but significant increase in performance, from 33.70 to 33.81. In the remainder of our experiments we only use max-pooling for simplicity, unless stated otherwise.

In Figure 4 we consider the effect of the token embedding size, the growth rate of the network, and its depth. The token embedding size together

with the growth rate g control the number of features that are passed through the pooling operator along the source dimension, and that can be used for token prediction. Using the same embedding size $d = d_t = d_s$ on both source and target, the total number of features for token prediction produced by the network is $f_L = 2d + gL$. In Figure 4 we see that for token embedding sizes between 128 to 256 lead to BLEU scores vary between 33.5 and 34. Smaller embedding sizes quickly degrade the performance to 32.2 for embeddings of size 64. The growth rate (g) has an important impact on performance, increasing it from 8 to 32 increases the BLEU score by more than 2.5 point. Beyond $g = 32$ performance saturates and we observe only a small improvement. For a good trade-off between performance and computational cost we choose $g = 32$ for the remaining experiments. The depth of the network also has an important impact on performance, increasing the BLEU score by about 2 points when increasing the depth from 8 to 24 layers. Beyond this point performance drops due to over-fitting, which means we should either increase the dropout rate or add another level of regularization before considering deeper networks. The receptive field of our model is controlled by its depth and the filter size. In Table 2, we note that narrower receptive fields are better than larger ones with less layers at equivalent complexities *e.g.* comparing ($k = 3, L = 20$) to ($k = 5, L = 12$), and ($k = 5, L = 16$) with ($k = 7, L = 12$).

Comparison to the state of the art. We compare our results to the state of the art in Ta-

k	L	BLEU	Flops $\times 10^5$	#params
3	16	32.99 \pm 0.08	2.47	4.32M
3	20	33.18 \pm 0.19	3.03	4.92M
5	8	31.79 \pm 0.09	0.63	3.88M
5	12	32.87 \pm 0.07	2.61	4.59M
5	16	33.34 \pm 0.12	3.55	5.37M
5	20	33.62 \pm 0.07	3.01	6.23M
5	24	33.70 \pm 0.06	3.44	7.18M
5	28	33.46 \pm 0.23	5.35	8.21M
7	12	32.58 \pm 0.12	2.76	5.76M
7	16	33.12 \pm 0.31	3.13	6.94M

Table 2: Performance of our model ($g = 32, d_s = d_t = 128$) for different filter sizes k and depths L and filter sizes k .

ble 3 for both directions German-English (De-En) and English-German (En-De). We refer to our model as Pervasive Attention. Unless stated otherwise, the parameters of all models are trained using maximum likelihood estimation (MLE). For some models we additionally report results obtained with sequence level estimation (SLE, *e.g.* using reinforcement learning approaches), typically aiming directly to optimize the BLEU measure rather than the likelihood of correct translation.

First of all we find that all results obtained using byte-pair encodings (BPE) are superior to word-based results. Our model has about the same number of parameters as RNNsearch, yet improves performance by almost 3 BLEU points. It is also better than the recent work of Deng et al. (2018) on recurrent architectures with variational attention. Our model outperforms both the recent transformer approach of Vaswani et al. (2017) and the convolutional model of Gehring et al. (2017b) in both translation directions, while having about 3 to 8 times fewer parameters. Our model has an equivalent training cost to the transformer (as implemented in fairseq) while the convs2s implementation is well optimized with fast running 1d-convolutions leading to shorter training times.

Performance across sequence lengths. In Figure 5 we consider translation quality as a function of sentence length, and compare our model to RNNsearch, ConvS2S and Transformer. Our model gives the best results across all sentence lengths, except for the longest ones where ConvS2S and Transformer are better. Overall, our model combines the strong performance of

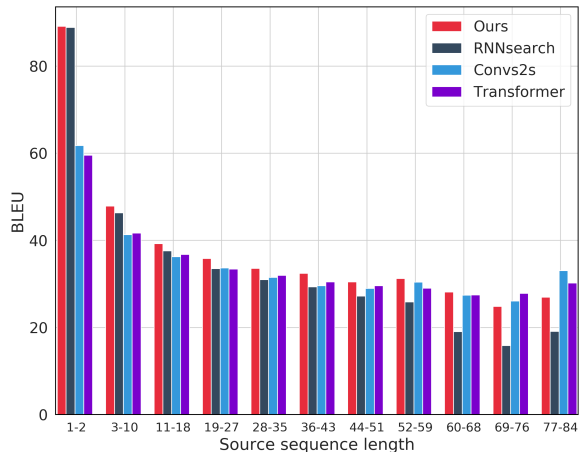


Figure 5: BLEU scores across sentence lengths.

RNNsearch on short sentences with good performance of ConvS2S and Transformer on longer ones.

Implicit sentence alignments. Following the method described in Section 3, we illustrate in Figure 6 the implicit sentence alignments the max-pooling operator produces in our model. For reference we also show the alignment produced by our model using self-attention. We see that with both max-pooling and attention qualitatively similar implicit sentence alignments emerge.

Notice in the first example how the max-pool model, when writing *I've been working*, looks at *arbeite* but also at *seit* which indicates the past tense of the former. Also notice some cases of non-monotonic alignment. In the first example *for some time* occurs at the end of the English sentence, but *seit einiger zeit* appears earlier in the German source. For the second example there is non-monotonic alignment around the negation at the start of the sentence. The first example illustrates the ability of the model to translate proper names by breaking them down into BPE units. In the second example the German word *Karriereweg* is broken into the four BPE units *karri,er,e,weg*. The first and the fourth are mainly used to produce the English *a career*, while for the subsequent *path* the model looks at *weg*.

Finally, we can observe an interesting pattern in the alignment map for several phrases across the three examples. A rough lower triangular pattern is observed for the English phrases *for some time*, *and it's fantastic*, *and it's not, a little step*, and *in that direction*. In all these cases the phrase seems to be decoded as a unit, where features are

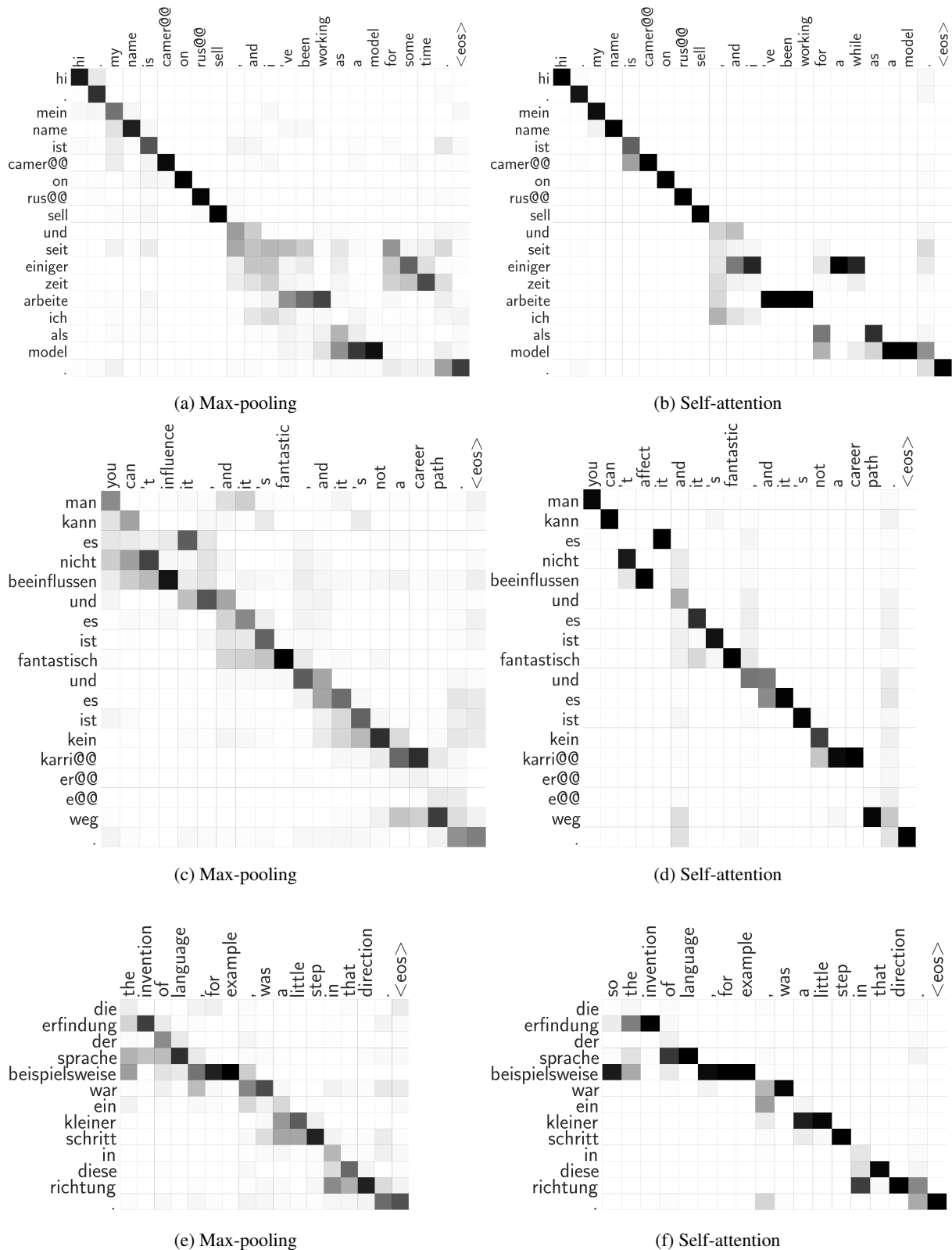


Figure 6: Implicit BPE token-level alignments produced by our Pervasive Attention model. For the max-pooling aggregation we visualize α obtained with Eq. (7) and for self-attention the weights ρ of Eq. (8).

Word-based	De-En	Flops ($\times 10^9$)	# prms	En-De	# prms
Conv-LSTM (MLE) (Bahdanau et al., 2017)	27.56				
Bi-GRU (MLE+SLE) (Bahdanau et al., 2017)	28.53				
Conv-LSTM (deep+pos) (Gehring et al., 2017a)	30.4			25.36	
NPMT + language model (Huang et al., 2018)	30.08				
BPE-based					
RNNsearch* (Bahdanau et al., 2015)	31.02	1.79	6M	25.92	7M
Varational attention (Deng et al., 2018)	33.10				
Transformer** (Vaswani et al., 2017)	32.83	3.53	59M	27.68	61M
ConvS2S** (MLE) (Gehring et al., 2017b)	32.31	1.35	21M	26.73	22M
ConvS2S (MLE+SLE) (Edunov et al., 2018)	32.84				
Pervasive Attention (this paper)	33.81 \pm 0.03	3.51	7M	27.77 \pm 0.1	7M

Table 3: Comparison to state-of-the art results on IWSLT German-English translation. (*): results obtained using our implementation. (**): results obtained using FairSeq (Gehring et al., 2017b).

first taken across the entire corresponding source phrase, and progressively from the part of the source phrase that remains to be decoded.

5 Conclusion

We presented a novel neural machine translation architecture that departs from the encoder-decoder paradigm. Our model jointly encodes the source and target sequence into a deep feature hierarchy in which the source tokens are embedded in the context of a partial target sequence. Max-pooling over this joint-encoding along the source dimension is used to map the features to a prediction for the next target token. The model is implemented as 2D CNN based on DenseNet, with masked convolutions to ensure a proper autoregressive factorization of the conditional probabilities.

Since each layer of our model re-encodes the input tokens in the context of the target sequence generated so far, the model has attention-like properties in every layer of the network by construction. Adding an explicit self-attention module therefore has a very limited, but positive, effect. Nevertheless, the max-pooling operator in our model generates implicit sentence alignments that are qualitatively similar to the ones generated by attention mechanisms. We evaluate our model on the IWSLT’14 dataset, translation German to English and vice-versa. We obtain excellent BLEU scores that compare favorably with the state of the art, while using a conceptually simpler model with fewer parameters.

We hope that our alternative joint source-target encoding sparks interest in other alternatives to the

encoder-decoder model. In the future, we plan to explore hybrid approaches in which the input to our joint encoding model is not provided by token-embedding vectors, but the output of 1D source and target embedding networks, *e.g.* (bi-)LSTM or 1D convolutional. We also want to explore how our model can be used to translate across multiple language pairs.

Our PyTorch-based implementation is available at <https://github.com/elbayadm/attn2d>.

References

- D. Bahdanau, P. Brakel, K. Xu, A. Goyal, R. Lowe, J. Pineau, A. Courville, and Y. Bengio. 2017. An actor-critic algorithm for sequence prediction. In *ICLR*.
- D. Bahdanau, K. Cho, and Y. Bengio. 2015. Neural machine translation by jointly learning to align and translate. In *ICLR*.
- N. Kalchbrenner P. Blunsom. 2013. Recurrent continuous translation models. In *ACL*.
- M. Cettolo, J. Niehues, S. Stüker, L. Bentivogli, and M. Federico. 2014. Report on the 11th IWSLT evaluation campaign. In *IWSLT*.
- K. Cho, B. van Merriënboer, Ç. Gülçehre, D. Bahdanau, F. Bougares, H. Schwenk, and Y. Bengio. 2014. Learning phrase representations using RNN encoder-decoder for statistical machine translation. In *EMNLP*.
- R. Collobert and J. Weston. 2008. A unified architecture for natural language processing: Deep neural networks with multitask learning. In *ICML*.

- Y. Dauphin, A. Fan, M. Auli, and D. Grangier. 2017. Language modeling with gated convolutional networks. In *ICML*.
- Y. Deng, Y. Kim, J. Chiu, D. Guo, and A. Rush. 2018. Latent alignment and variational attention. *arXiv preprint arXiv:1807.03756*.
- S. Edunov, M. Ott, M. Auli, D. Grangier, and M. Ranzato. 2018. Classical structured prediction losses for sequence to sequence learning. In *NAACL*.
- J. Gehring, M. Auli, D. Grangier, and Y. Dauphin. 2017a. A convolutional encoder model for neural machine translation. In *ACL*.
- J. Gehring, M. Auli, D. Grangier, D. Yarats, and Y. Dauphin. 2017b. Convolutional sequence to sequence learning. In *ICML*.
- A. Graves. 2012. Sequence transduction with recurrent neural networks. *arXiv preprint arXiv:1211.3711*.
- S. Hochreiter and J. Schmidhuber. 1997. Long short-term memory. *Neural Computation*, 9(8):1735–1780.
- G. Huang, Z. Liu, L. van der Maaten, and K. Weinberger. 2017. Densely connected convolutional networks. In *CVPR*.
- P. Huang, C. Wang, S. Huang, D. Zhou, and L. Deng. 2018. Towards neural phrase-based machine translation. In *ICLR*.
- S. Ioffe and C. Szegedy. 2015. Batch normalization: Accelerating deep network training by reducing internal covariate shift. In *ICML*.
- S. Jean, K. Cho, R. Memisevic, and Y. Bengio. 2015. On using very large target vocabulary for neural machine translation. In *ACL*.
- N. Kalchbrenner, I. Danihelka, and A. Graves. 2016a. Grid long short-term memory. In *ICLR*.
- N. Kalchbrenner, L. Espeholt, K. Simonyan, A. van den Oord, A. Graves, and K. Kavukcuoglu. 2016b. Neural machine translation in linear time. *arXiv*, arXiv:1610.10099.
- N. Kalchbrenner, E. Grefenstette, and P. Blunsom. 2014. A convolutional neural network for modelling sentences. In *ACL*.
- Y. Kim. 2014. Convolutional neural networks for sentence classification. In *ACL*.
- D. Kingma and J. Ba. 2015. Adam: A method for stochastic optimization. In *ICLR*.
- P. Koehn, H. Hoang, A. Birch, C. Callison-Burch, M. Federico, N. Bertoldi, B. Cowan, W. Shen, C. Moran, R. Zens, C. Dyer, O. Bojar, A. Constantin, and E. Herbst. 2007. Moses: Open source toolkit for statistical machine translation. In *ACL*.
- Y. LeCun, Y. Bengio, and G. Hinton. 2015. Deep learning. *Nature*, 52:436–444.
- Z. Lin, M. Feng, C. dos Santos, M. Yu, B. Xiang, B. Zhou, and Y. Bengio. 2017. A structured self-attentive sentence embedding. In *ICLR*.
- T. Luong, H. Pham, and C. Manning. 2015. Effective approaches to attention-based neural machine translation. In *EMNLP*.
- F. Meng, Z. Lu, M. Wang, H. Li, W. Jiang, and Q. Liu. 2015. Encoding source language with convolutional neural network for machine translation. In *ACL*.
- V. Nair and G. Hinton. 2010. Rectified linear units improve restricted Boltzmann machines. In *ICML*.
- A. van den Oord, S. Dieleman, H. Zen, K. Simonyan, O. Vinyals, A. Graves, N. Kalchbrenner, A. Senior, and K. Kavukcuoglu. 2016a. Wavenet: a generative model for raw audio. In *ISCA Speech Synthesis Workshop*.
- A. van den Oord, N. Kalchbrenner, and K. Kavukcuoglu. 2016b. Pixel recurrent neural networks. In *ICML*.
- A. van den Oord, N. Kalchbrenner, O. Vinyals, L. Espeholt, A. Graves, and K. Kavukcuoglu. 2016c. Conditional image generation with PixelCNN decoders. In *NIPS*.
- K. Papineni, S. Roukos, T. Ward, and W.-J. Zhu. 2002. BLEU: a method for automatic evaluation of machine translation. In *ACL*.
- A. Parikh, O. Täckström, D. Das, and J. Uszkoreit. 2016. A decomposable attention model for natural language inference. In *EMNLP*.
- A. Paszke, S. Gross, S. Chintala, G. Chanan, E. Yang, Z. DeVito, Z. Lin, A. Desmaison, L. Antiga, and A. Lerer. 2017. Automatic differentiation in pytorch. In *NIPS-W*.
- M. Ranzato, S. Chopra, M. Auli, and W. Zaremba. 2016. Sequence level training with recurrent neural networks. In *ICLR*.
- S. Reed, A. van den Oord, N. Kalchbrenner, S. Gómez Colmenarejo, Z. Wang, D. Belov, and N. de Freitas. 2017. Parallel multiscale autoregressive density estimation. In *ICML*.
- T. Salimans, A. Karpathy, X. Chen, and D. Kingma. 2017. PixelCNN++: Improving the PixelCNN with discretized logistic mixture likelihood and other modifications. In *ICLR*.
- M. Schuster and K. Paliwal. 1997. Bidirectional recurrent neural networks. *Signal Processing*, 45(11):2673–2681.
- R. Sennrich, B. Haddow, and A. Birch. 2016. Neural machine translation of rare words with subword units. In *ACL*.

- N. Srivastava, G. Hinton, A. Krizhevsky, I. Sutskever, and R. Salakhutdinov. 2014. Dropout: A simple way to prevent neural networks from overfitting. *JMLR*.
- I. Sutskever, O. Vinyals, and Q. Le. 2014. Sequence to sequence learning with neural networks. In *NIPS*.
- A. Vaswani, N. Shazeer, N. Parmar, J. Uszkoreit, L. Jones, A. Gomez, L. Kaiser, and I. Polosukhin. 2017. Attention is all you need. In *NIPS*.
- C. Wang, Y. Wang, P.-S. Huang, A. Mohamed, D. Zhou, and L. Deng. 2017. Sequence modeling via segmentations. In *ICML*.
- L. Wu, Y. Xia, L. Zhao, F. Tian, T. Qin, J. Lai, and T.-Y. Liu. 2017. Adversarial neural machine translation. *arXiv*, arXiv:1704.06933.
- K. Xu, J. Ba, R. Kiros, K. Cho, A. Courville, R. Salakhutdinov, R. Zemel, and Y. Bengio. 2015. Show, attend and tell: Neural image caption generation with visual attention. In *ICML*.