



HAL
open science

Effectiveness of Diffusing Information through a Social Network in Multiple Phases

Swapnil Dhamal

► **To cite this version:**

Swapnil Dhamal. Effectiveness of Diffusing Information through a Social Network in Multiple Phases. GLOBECOM 2018 - 61st IEEE Global Communications Conference, Dec 2018, Abu Dhabi, United Arab Emirates. hal-01767353v1

HAL Id: hal-01767353

<https://inria.hal.science/hal-01767353v1>

Submitted on 16 Apr 2018 (v1), last revised 20 Nov 2018 (v2)

HAL is a multi-disciplinary open access archive for the deposit and dissemination of scientific research documents, whether they are published or not. The documents may come from teaching and research institutions in France or abroad, or from public or private research centers.

L'archive ouverte pluridisciplinaire **HAL**, est destinée au dépôt et à la diffusion de documents scientifiques de niveau recherche, publiés ou non, émanant des établissements d'enseignement et de recherche français ou étrangers, des laboratoires publics ou privés.

Effectiveness of Diffusing Information through a Social Network in Multiple Phases

Swapnil Dhamal

Abstract—We study the effectiveness of using multiple phases for maximizing the extent of information diffusion through a social network, and present insights while considering various aspects. In particular, we focus on the independent cascade model with the possibility of adaptively selecting seed nodes in multiple phases based on the observed diffusion in preceding phases, and conduct a detailed simulation study on real-world network datasets and various values of seeding budgets. We first present a negative result that more phases do not guarantee a better spread, however the adaptability advantage of more phases generally leads to a better spread in practice, as observed on real-world datasets. We study how diffusing in multiple phases affects the mean and standard deviation of the distribution representing the extent of diffusion. We then study how the number of phases impacts the effectiveness of multiphase diffusion, how the diffusion progresses phase-by-phase, and what is an optimal way to split the total seeding budget across phases. Our experiments suggest a significant gain when we move from single phase to two phases, and an appreciable gain when we further move to three phases, but the marginal gain thereafter is usually not very significant. Our main conclusion is that, given the number of phases, an optimal way to split the budget across phases is such that the number of nodes influenced in each phase is almost the same.

1 INTRODUCTION

OWING to the advent of online social networks, diffusing information to a large population in a short span of time has become a reality. Product companies (or campaigners) use this fact to their advantage by harnessing social networks for viral marketing wherein, they offer free or discounted product samples (or present some information) to a selected set of individuals, who advertise the product (or forward the information) to their friends. If these friends buy the product and like it, they likely advertise it to their friends, and this process goes on. A fundamental problem with respect to this idea is to select the nodes to whom free or discounted product samples are to be given (often referred to as *seed nodes*), such that the number of individuals influenced by the product marketing (often referred to as *extent of diffusion*) is maximized. This leads to an important optimization problem: given a budget on the number of seed nodes, which nodes should be selected for seeding so that the extent of diffusion is maximized? This problem is often referred to as the problem of *influence maximization in a social network*.

Owing to the inherent uncertainties of social networks due to uncertainties in human behavior, transmission of information, interaction frequencies, etc., the process of information diffusion is an uncertain one. It is thus a stochastic process, with several possibilities of instances with certain probabilities. A widely used metric of performance of an influence maximizing seed-selection algorithm is the expected extent of diffusion taken over all instances (or a large number of instances if computing expectation over all instances is computationally hard). However, selecting a set of seed nodes may lead to an excellent extent of diffusion in one instance, while a very poor extent in another. This has motivated researchers to consider the possibility of

adaptive seeding, which could reduce the uncertainty involved by adaptively selecting seed nodes based on the diffusion observed thus far. In order to understand the advantages and disadvantages of multiphase diffusion, we first present some preliminaries.

1.1 Preliminaries

Consider a social network G , with N as its set of n nodes and E as its set of m weighted directed edges.

1.1.1 Independent Cascade (IC) model

Each directed edge $(u, v) \in E$ has an associated weight indicating the influence probability p_{uv} (the probability with which node u would influence node v , if node u is influenced). The diffusion progresses in discrete time steps. At time 0, the selected seed nodes are influenced. At time step 1, each seed node u independently attempts to influence each of its neighbors v and succeeds with probability p_{uv} . In time step 2, all the nodes that were influenced in time step 1 independently attempt to influence their respective neighbors and succeed with the corresponding influence probabilities. This process continues until no further nodes can be influenced. The expected extent of diffusion can be obtained by taking a weighted average of the number of nodes influenced over all possible diffusions using IC model (where weight is the probability of progressing according to the corresponding diffusion).

1.1.2 Live Graph

A live graph L is an instance of G , obtained by sampling edges with corresponding edge influence probabilities. A live graph, being an instance, is a directed but unweighted graph. An edge (u, v) is present in it with probability p_{uv} and absent with probability $1 - p_{uv}$, independent of the presence of other edges. The probability of occurrence of a live graph L is thus, $\prod_{(u,v) \in L} (p_{uv}) \prod_{(u,v) \notin L} (1 - p_{uv})$. Kempe, Kleinberg, and Tardos [1] show that, since influence probabilities do not change

• Swapnil Dhamal is a postdoctoral researcher with Institut National de Recherche en Informatique et en Automatique (INRIA), Sophia Antipolis-Méditerranée, France.

with time, sampling an edge (u, v) in the beginning of diffusion is equivalent to sampling it when u is influenced. The expected extent of diffusion starting from a set of seed nodes, can thus be defined as a weighted average of the number of nodes reachable from that set over all live graphs (where weight is the probability of occurrence of the corresponding live graph).

1.1.3 Multiphase Information Diffusion using IC Model

Let p be the number of phases for which the diffusion is planned to run. After the selection of a certain number of seed nodes in the first phase using an influence maximizing algorithm, the diffusion starts and progresses according to IC model, until no further nodes can be influenced. Then based on the observed diffusion thus far, the network could be modified by removing nodes which are already influenced, since they would play no further role in changing the diffusion state of the network. This modified network can be viewed the *diffusion state* of the original network after the first phase. Now a certain number of seed nodes are selected for the second phase using the influence maximizing algorithm on this modified network, following which, the diffusion progresses until no further nodes can be influenced. This process repeats until the termination of the last phase (phase p). Note that we could have initiated a phase before the termination of the preceding phase, however it would partially nullify the purpose of using multiple phases by not observing the diffusion till its completion. As our primary goal is to study effectiveness of multiphase diffusion, we consider usage of multiple phases at their full potential by allowing the diffusion in a phase to terminate before initiating the next phase.

We now provide an intuition why multiphase diffusion would be advantageous as compared to single diffusion. An influence maximizing algorithm which is intended to maximize the expected number of influenced nodes, would possibly not select an influential node if it is likely to get influenced owing to other already selected seed nodes with high probability. But unless this high probability is equal to 1, there will exist ‘bad’ live graphs in which the influential node would not get influenced. Adaptive seeding would select this node as a seed node if our observed diffusion indicates that the underlying live graph is ‘bad’. This would thus improve the extent of diffusion in expectation. On the other hand, the algorithm may have selected a node because it is influential enough, but not likely to get influenced owing to other already selected seed nodes. Again, there would exist live graphs in which this node gets influenced without having to select it as seed node. In such live graphs, adaptive seeding would instead select another node which did not actually get influenced in our observed diffusion, which again would lead to a higher expected extent of diffusion.

A drawback of multiphase diffusion is that the diffusion may progress at a slower rate owing to the delay in selecting seed nodes in subsequent phases. Like in most of the literature, we consider that this delay does not impact the value of our diffusion; we provide a note on accounting for this delay at the end of the paper.

Given a total budget of k that is to be distributed across p phases, let k_q be the budget allotted for phase q .

Definition 1 (Budget split). *A budget split is a vector representing how the total budget is allotted for different phases.*

So for an information diffusion process that is executed over p phases, the budget split can be represented as $(k_1, \dots, k_p) = (k_q)_{q=1}^p$. We use \mathbf{K} to denote a budget split.

Since the total budget is k , we should have that $\sum_{q=1}^p k_q \leq k$. Note that if there is any surplus budget $(k - \sum_{q=1}^p k_q)$, this surplus can be used up in the terminal phase to influence additional nodes which could not be influenced at the end of phase p . So it is optimal to have the above constraint tight, that is, $\sum_{q=1}^p k_q = k$.

Definition 2 (Optimal budget split). *Given an influence maximizing algorithm and a budget for a network, an optimal budget split is one that maximizes the expected extent of diffusion achieved over all phases combined.*

Given an influence maximizing algorithm and budget k for a network, let $\beta_q(\mathbf{K})$ be the expected extent of diffusion or the expected number of nodes influenced in phase q , if the budget split is \mathbf{K} . So the expected extent of diffusion over p phases is $\sum_{q=1}^p \beta_q(\mathbf{K})$. An optimal budget split is, thus,

$$\mathbf{K}^* = (k_1^*, \dots, k_p^*) = \arg \max_{\mathbf{K}} \sum_{q=1}^p \beta_q(\mathbf{K})$$

1.2 Relevant Work

The problem of maximizing information diffusion in social networks was first studied from algorithmic and computational viewpoint by Kempe, Kleinberg, and Tardos [1], where they showed $(1 - \frac{1}{e})$ -approximation guarantee of greedy algorithm for selecting seed nodes. However, it is computationally infeasible to run this algorithm on large social networks. Several alternatives have been proposed to bypass this computational barrier. Goyal, Lu, and Lakshmanan [2] present a lazy forwarding approach to avoid unnecessary computations made in the greedy algorithm. Chen, Wang, and Yang [3] present a number of efficient versions of the greedy algorithm and also propose a very fast degree discount heuristic. Wang, Chen, and Wang [4] propose a fast heuristic (PMIA) based on the concept of maximum influence arborescence, and show that it performs very close to the greedy algorithm on real-world social network datasets. Jung, Heo, and Chen [5] propose an even faster high-performance heuristic (IRIE) by integrating influence ranking and influence estimation, making it feasible to run on networks with tens of millions of edges.

Adaptive seeding or diffusing information through a social network in more than one phase is a relatively nascent area. Golovin and Krause [6], [7] introduce the concept of adaptive submodularity and prove that any problem satisfying this property facilitates an adaptive greedy algorithm to provide an approximation guarantee; they show that this property is satisfied for adaptive seeding in IC model. For adaptive seeding with any monotone submodular function, Badanidiyuru et al. [8] propose an approximation algorithm based on locally-adaptive policies. Specific to influence maximization in social networks, Singer [9] presents a survey on adaptive seeding methodologies.

Seeman and Singer [10] were among the first to dedicatedly study the adaptive seeding framework. Rubinstein, Seeman, and Singer [11] study the approximability of adaptive seeding algorithms that incentivize nodes with heterogeneous activation costs. Horel and Singer [12] develop scalable methods for adaptive selection of the seed set with provable guarantees for models in which the influence of a set can be expressed as the sum of the influence of its members. However, these methods do not apply to IC-like models. Correa et al. [13] show that in the homogeneous

case (where every pair of nodes randomly meet at the same rate), the adaptivity benefit is bounded by a constant.

Dhamal, Prabuchandran, and Narahari [14] show a trade-off between the size of the observed diffusion and the exploitation based on the observed diffusion, while splitting the budget between two phases. Tong et al. [15] study adaptive seeding in the dynamic IC model, and provide performance guarantee of the greedy adaptive seeding algorithm. Yuan and Tang [16] present a theoretical study of a framework where seed node can be selected before the ongoing diffusion terminates, and hence develop a policy that achieves a bounded approximation ratio. Mondal, Dhamal, and Narahari [17] study the influence maximization problem in two phases, where the first phase is regular diffusion and the second phase is boosted using referral incentives.

1.3 Contributions

To the best of our knowledge, this is the first work to study information diffusion in more than two phases, and present insights on the distribution, phasewise progression, and optimal budget split. Our specific contributions are as follows:

- We present a negative result that more phases do not guarantee a higher extent of diffusion.
- Using real-world network datasets, we study how diffusing in multiple phases affects the mean and standard deviation of the distribution representing extent of diffusion.
- We study the effectiveness of multiphase diffusion with respect to the number of phases, and the phase-by-phase progression of diffusion so as to quantify the delay in diffusion owing to the delayed selection of seed nodes.
- We develop a method for determining an optimal budget split for a given number of phases, based on the nature of the underlying network.

2 PROBLEMS IN MULTIPHASE DIFFUSION

Consistent with almost all studies on adaptive seeding, we assume that seed nodes are selected in a given phase without considering their eventual impact on the next phase, that is, seed nodes are selected in phase q by using a single phase optimal policy with the reduced budget of k_q , without accounting for the presence of phase $q + 1$. This approach is termed as *myopic approach* by Dhamal, Prabuchandran, and Narahari [14]. In their study, the authors show that using farsighted approach (selecting nodes in a phase by considering its impact on the next phase) with **any** budget split would always lead to a better extent of diffusion in expectation, but do not support or oppose any statement regarding whether the myopic multiphase approach would always outperform single phase. We fill this gap by showing a negative result.

2.1 A Negative Result

Firstly, it can be easily seen that more phases may not be advantageous if the budget split is not made judiciously. For instance, a 2-phase budget split of $(\frac{1}{3}k, \frac{2}{3}k)$ would most certainly be better than a 3-phase budget split of $(k - 2, 1, 1)$ for reasonably large k , since the latter would perform close to single phase, while a $(\frac{1}{3}k, \frac{2}{3}k)$ split would have a significant gain over single phase [14]. However, one could ask: would having more phases by subdividing allocation of an existing phase, result in a better performance? We show the answer is negative using a simple counterexample. According to [14], using a farsighted approach,

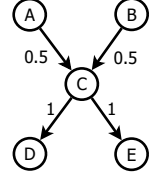
a budget split of $(1, 1)$ would perform at least as good as single phase with $k = 2$ on any network. We show that this is not guaranteed using a myopic approach, that is, there exists a network for which we could come up with a 2-phase budget split that performs worse than single phase.

Proposition 1. *Replacing budget split (\dots, k_q, \dots) with $(\dots, x, k_q - x, \dots)$, $x \in \{1, \dots, k_q - 1\}$ may lead to a worse extent of diffusion, even with respect to an optimal policy.*

Proof.

We show this with a counterexample for $p = 2, q = 1$ and $k = k_q = 2, x = 1$.

The edge influence probabilities are: $p_{AC} = p_{BC} = 0.5, p_{CD} = p_{CE} = 1$. The example graph is alongside.



When using single phase with $k = 2$, the optimal solution to maximize expected diffusion is to select A and B as the two seed nodes. Node C would then get influenced with probability $1 - (1 - 0.5)(1 - 0.5) = 0.75$. Since nodes D and E would get influenced with probability 1 if node C is influenced, we have that these two nodes would get influenced with probability 0.75 each. So with A and B as the two seed nodes, the expected number of nodes influenced at the end of the diffusion process is $1 + 1 + 0.75 + 0.75 + 0.75 = 4.25$. It can be easily seen that selecting any other set of two nodes would lead to a lower expected extent of diffusion, for instance, $\{C, (A \text{ or } B)\}$ leads to 4, $\{C, (D \text{ or } E)\}$ leads to 3, $\{(A \text{ or } B), (D \text{ or } E)\}$ leads to 3, and $\{D, E\}$ leads to 2. So using optimal policy, the expected number of influenced nodes at the end of single phase diffusion process is **4.25**.

When using two phases with budget split $(1, 1)$, that is, $k_1 = k_2 = 1$, the optimal node to select in the first phase is C , which leads to nodes C, D, E getting influenced with probability 1 in first phase. So the expected number of nodes influenced at the end of first phase is 3. Selecting any other node would lead to a lower number of influenced nodes, for instance, A or B would lead to 2.5, and D or E would lead to 1. Since node C is the optimal choice for first phase, we know with certainty that at the start of second phase, nodes C, D, E are already influenced. Since $k_2 = 1$, it is optimal to select either node A or B as the seed node for second phase, which would lead to exactly 1 additional node getting influenced in second phase. So at the end of this two-phase diffusion process, the number of influenced nodes is **4**, which is lower than that achieved using single phase (4.25). \square

The above negative result is of theoretical interest, however, it has been shown that adaptive seeding performs better than single phase seeding on real-world network datasets. It is also known that an adaptive method of diffusing information under IC model preserves the approximation guarantee of $(1 - \frac{1}{e})$ provided by greedy algorithm [6], [7]. In this paper, we use the state-of-the-art IRIE algorithm, which performs very close to greedy algorithm while running several order of magnitude faster.

2.2 Problems of Interest

2.2.1 Distribution of the Extent of Diffusion

Information diffusion under IC model being a stochastic process, there are uncertainties involved regarding how the diffusion progresses. This is an important selling point of multiphase diffusion, since it reduces the uncertainty while selecting seed nodes in

subsequent phases. It is a well-accepted practice in the literature to derive conclusions regarding the performance of an algorithm by only considering the expected number of nodes influenced at the end of the diffusion process (or the expected extent of diffusion). However, it would be interesting to study how using multiple phases affects the entire distribution of the extent of diffusion, instead of its expected value alone. In particular, we could plot the distributions, observe their nature, and also study the implications of their standard deviations (in addition to their means). Further, it would be interesting to see how the distribution changes from phase to phase, and what it actually means when we say that multiphase diffusion reduces uncertainty.

2.2.2 Impact of the Number of Phases

It has been a consistent result in the two-phase diffusion and adaptive seeding literature that using two phases yields a significant gain over single phase. A natural question arises regarding how beneficial going beyond two phases would be. A primary objective of using social network for diffusing information, is to enable the information to reach as many individuals as possible. But it may also be important that the information reaches the individuals as early as possible, especially in the presence of a competing information or when the value of information decreases with time. So if using $p + 1$ phases instead of p phases (with the same total budget k) improves the extent of diffusion negligibly, it may be well advised to not increase the number of phases. Further, additional phase may incur additional costs. This motivates us to study how the amount of gain changes as we increase the number of phases.

2.2.3 Determining Optimal Budget Split

Multiphase diffusion relies on the fact that we observe diffusion at the end of a phase, and exploit this observation by adaptively selecting seed nodes in the following phase. An optimal way to split the total budget is thus important to find an optimal balance between observation and exploitation. Hence the effectiveness of a p -phase diffusion fundamentally depends on how the total budget is split among the p phases. In order to generalize our findings to general social network datasets, it is also important to identify patterns and insights behind the observed optimal budget splits.

2.2.4 Progression of Diffusion with Phases

As mentioned earlier, though our primary objective is to reach or influence as many individuals as possible, it is also important that the information reaches them as early as possible, especially in the presence of a competing information or when the value of the information or product decreases with time. So given that we are diffusing information across a total of p phases, it is important to know how many nodes get influenced at the end of each phase. Several marketing, pricing, or campaigning decisions may be impacted with the knowledge of how diffusion progresses over its different phases. For instance, if the product value decreases over time, a company may be willing to compromise on the optimal budget split and hence the final extent of diffusion, so as to have a higher extent of diffusion during the early phases.

3 SIMULATION SETUP

3.1 Simulation Technique

We first discuss a naive approach of simulating multiphase diffusion, explain its drawbacks, then present our approach.

3.1.1 A Naive Approach

Starting with k_1 best seed nodes, the simulations are first run for \mathcal{M}_1 Monte Carlo iterations, each according to IC model, to arrive at \mathcal{M}_1 possible diffusion states at the end of phase 1. For each of these \mathcal{M}_1 states, we then adaptively select k_2 best seed nodes and run the simulations for \mathcal{M}_2 iterations to arrive at \mathcal{M}_2 diffusion states. So now we have a total of $\mathcal{M}_1\mathcal{M}_2$ diffusion states at the end of phase 2. Continuing thus, we have $\prod_{q=1}^p \mathcal{M}_q$ diffusion states at the end of phase p . If we run the simulations for 10^4 iterations (as run for single phase in most papers in the literature) in each phase, we need to run the influence maximizing algorithm on 1 state (the given graph) in the first phase, 10^4 states in second phases, 10^8 states in third phases, and so on. In addition to selecting seed nodes, simulating diffusion using IC model also would add considerably to the running time; we need to run the diffusion process 10^4 times in the first phase, 10^8 times in second phase, 10^{12} times in third phases, and so on. So it is clear that the branching process grows exponentially and it is rather infeasible to run the simulations on large datasets over large number of phases.

3.1.2 Our Approach

We presample a set of \mathcal{M} live graphs before the diffusion starts, instead of determining the presence of each edge (u, v) in live graph after u is influenced. We then use these as a common set of live graphs across various simulations. This idea similar to [3] wherein live graphs are predetermined to enable precomputations of reachability from any given node and hence avoid repeated computations during program execution. Such an approach can be justified by considering that the underlying live graph already exists (but known to us only probabilistically) and is uncovered during diffusion process. Also, finding reachability from a set of nodes in live graph is equivalent to diffusing information starting from these nodes [1].

By presampling live graphs, the reachability from every node in every live graph is computed once and stored. So its highlight is that we do not have to simulate diffusion using IC model each time; only retrieve the stored set of reachable nodes [3]. Another advantage of presampling a common set of live graphs for all simulations (for different budget splits and also different number of phases) is that, we can not only compare their performances, but also reliably draw conclusions regarding aspects such as means and standard deviations of extents of diffusion during and after each phase, by comparing their distributions.

In our simulations, we set $\mathcal{M} = 10^4$. For the datasets considered (enlisted later), this count of Monte Carlo simulations gave precise results (that is, running independent sets of 10^4 Monte Carlo simulations lead to extents of diffusion with almost equal means and standard deviations).

3.2 Extending Algorithm to Multiple Phases

We use IRIE as our influence maximizing algorithm for determining seed nodes. To the best of our knowledge, this is the best known algorithm for its performance (very close to the greedy algorithm) as well as running time (few seconds for a graph with million edges). In our simulations, we set the damping factor $\alpha = 0.7$ as identified by the authors to be the value for which IRIE's accuracy is found to be the highest. In the first phase, we run IRIE just as for single phase, albeit with a budget of k_1 . The reachability from the selected k_1 seed nodes in each of the \mathcal{M} live graphs lead to the corresponding \mathcal{M} diffusion

states. Subsequently, for q ranging from 1 to p , we select k_q seed nodes in phase q for each of the diffusion states, which then after considering reachability from these newly selected nodes in the corresponding live graphs, lead to \mathcal{M} new/updated diffusion states (which act as the starting point for phase $q + 1$).

Hence the number of diffusion states for which we run IRIE is $(p - 1)\mathcal{M} + 1$ (including the starting state, the given graph itself). It is to be noted that we run IRIE independently on these states, that is, we use IRIE as a black box. We do not eliminate the possibility of adapting IRIE in a better way for diffusion in multiple phases; we defer this to future work. The running time of IRIE approximately increases with the number of edges in the network. So the overall running time of the entire multiphase seed selection algorithm for a given budget split is proportional to $|E|(p - 1)\mathcal{M}$.

3.3 Searching for Optimal Budget Split

Given a budget k , the budget k_q allotted for phase q can take $k + 1$ possible values (including 0). Since there are $(p - 1)$ degrees of freedom owing to constraint $\sum_{q=1}^p k_q = k$, the number of points (corresponding to possible budget splits) in the standard discrete simplex is $\binom{k+p-1}{p-1}$. So it is infeasible to exhaustively search over all budget splits even for relatively small values of p , for practical values of k .

It is a general observation in the literature that the extent of diffusion usually turns out to be a smooth function of the budget, that is, a slight change in budget usually does not result in a drastic change in the extent of diffusion. We harness this to avoid exhaustively searching over all budget splits. We search for an optimal budget split in two steps, by first doing a coarse search (looking at a small number of well-separated budget splits) and then a fine search (looking in the neighborhood of good-valued budget splits found in our coarse search). We later briefly discuss how one could improve on this search technique for our particular problem.

In our coarse search, we assign each k_q a value from $\{0, 0.1k, 0.2k, \dots, k\}$ (11 values) such that $\sum_{q=1}^p k_q = k$. The number of points (possible budget splits) in the standard discrete simplex is now $\binom{11-1+(p-1)}{p-1} = \binom{p+9}{p-1}$. For $p = 5$, this equals 1001, which is still a large search space. However, we could reduce it by noting that, if $k_q = 0$ for some q , it is equivalent to having less than p phases. Also, several budget splits would be equivalent, for instance, the 3-phase budget splits $(k_x, k_y, 0)$, $(k_x, 0, k_y)$, $(0, k_x, k_y)$ are all equivalent to the 2-phase budget split (k_x, k_y) . So the results for such budget splits where $k_q = 0$ for some q , can be directly appended from the results obtained for less than p phases. So in our coarse search, we only look at budget splits where $\forall q, k_q > 0$ and is an integral multiple of $0.1k$. This is equivalent to slicing a bar of length k into p pieces by making $p - 1$ cuts at integral multiples of $0.1k$. Since there are 9 possible locations where we can make these $p - 1$ cuts, the number of ways in which we can make these cuts is $\binom{9}{p-1}$. This is a valid value since our simulations have $p \leq 5$. For $p = 5$, this equals 126, which is a tractable search space.

Following the coarse search, we do a fine search for budget allocations in multiples of $0.05k$ (rounded below, if required). On finding the budget split vector giving maximum extent of diffusion (probability of finding multiple maxima is 0), say $(h_q)_{q=1}^p$, we look for the budget splits obtained by incrementing and decrementing its individual coordinates by $0.05k$. Note that

since we have $p - 1$ degrees of freedom, we are looking at a $(p - 1)$ -dimensional space, and so the number of increments and decrements for all free coordinates combined is $2(p - 1)$. We also check throughout that budget allocation stays non-negative for the constrained coordinate.

Now for each of the $p - 1$ dimensions, we have values obtained by incrementing, decrementing, and not changing the coordinate, one of which gives the maximum value among the three; let this coordinate be z_q . We now can form a hypercube whose vertices have the q^{th} coordinate as h_q or z_q . Note that this could be a less than $(p - 1)$ dimensional hypercube if $h_q = z_q$ for some q 's. The vertices of this hypercube are now the new budget splits we search on. If a budget split is already explored, we recall its stored value. So the maximum number of new budget splits derived using this hypercube (which is when $h_q \neq z_q$ for all free coordinates) would be $2^{p-1} - p$. This concludes our fine search in the neighborhood of the best budget split that was obtained using coarse search. The maximum number of new budget splits found is thus, $2^{p-1} - p + 2(p - 1)$; this equals 19 for $p = 5$. We compute expected extent of diffusion for each of them. We follow this method for the second best upto the tenth best budget split.

We employ the above search method for $p \geq 3$; for $p = 2$, we search through all multiples of $0.05k$. In addition to the budget splits searched as above, we explore budget splits of certain manually chosen ratios, which we see later.

3.4 Datasets Used

The study of multiphase diffusion is computationally very intensive in nature, owing to the large number of intermediate diffusion states after each phase on which we need to run the seed selection algorithm, as well as owing to the large number of possible budget splits we need to take into consideration. So it was infeasible to run the multiphase simulations on very large datasets studied in the literature for single phase diffusion. So we focus our simulation study on moderate sized datasets (which are commonly used in the literature) to draw conclusions and provide insights based on our observations.

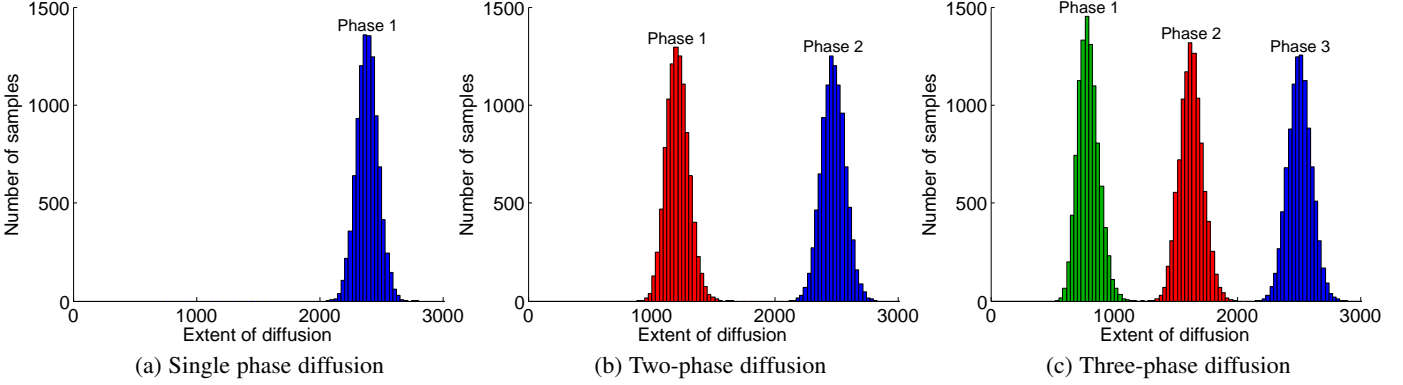
We conduct extensive simulations for upto 5 phases on NetHEPT dataset [$|V| = 15K, |E| = 31K$]. This dataset has been extensively used for experimentation in the literature [1], [3], [4]. We also conduct simulations on Facebook dataset [$|V| = 4K, |E| = 88K$] [18] for upto 4 phases.

For modeling edge influence probabilities in networks, we use two widely accepted ways, namely, the *weighted cascade (WC) model* and the *trivalency (TV) model* [4], [5]. In WC model, for every edge (u, v) in the network, p_{uv} is equal to the reciprocal of v 's degree. In TV model, every edge in the network is assigned a probability value that is uniformly sampled from the set of values $\{0.001, 0.01, 0.1\}$.

In addition to studying NetHEPT with a budget of $k = 50$ (like in most of the literature), we also look at $k = 200$ (like in [14]) since it would allow each individual phase to have enough budget to show an impact when the number of phases is large. Also, studying different values of budgets would allow us to identify any patterns and draw more reliable conclusions.

4 SIMULATION RESULTS

In this section, we present detailed simulation results with precise observations and plots for NetHEPT dataset, since we could do an extensive search for optimal budget split even for 5 phases,


 Fig. 1: Distribution of extent of diffusion for different number of phases for NetHEPT (WC) with $k = 200$

and also run a large number of Monte Carlo iterations for it. As mentioned earlier, we also conduct simulations on Facebook dataset for upto 4 phases. Unless specified, the results for these datasets qualitatively followed a very similar pattern as that for the NetHEPT dataset.

4.1 Distribution of the Extent of Diffusion

All distributions corresponding to the extent of diffusion (for any number of phases or for any amount of budget, at the end of any phase or within any intermediate phase) exhibit a bell-shaped nature. Figure 1 presents the distributions of extents of diffusion over phases, for different number of phases with the corresponding optimal budget split, for NetHEPT (WC) with $k = 200$ (see Table 1 for optimal budget splits). It can be notably seen that the means of the histograms are evenly spaced (e.g., for 3-phase diffusion, the mean extent after first phase equals the difference between the mean extents of second and first phase, which also equals the difference between the mean extents of third and second phase). This has implications as we will see in Section 4.3.

Table 2 presents the standard deviations of the overall extent of diffusion that happened till the end of each phase, and also standard deviations of extent of diffusion that happened during each phase (extent of diffusion at the end of the phase minus extent of diffusion at the beginning of the phase). It is important to note that we could compare the distributions across different value of phases and budget splits in a reliable way, because the set of underlying live graphs is common to all the simulations for a given network dataset.

We now try to numerically understand what it means by saying: using multiple phases would reduce uncertainty. We first address the question: will multiple phases lead to a lower standard deviation at the end of the diffusion as compared to single phase with the same overall budget? The answer is ‘no’. It is true that for a low value in single phase for a bad live graph, the value improves for that live graph when we use multiple phases. But the value for a good live graph also improves. Moreover, multiphase diffusion would have a better reach than single phase diffusion, and would reach parts of the live graph which would stay unexplored in single phase for the same live graph. So the uncertainty of these newly explored parts also could get added to multiphase diffusion, which may in fact may result in multiphase diffusion having a higher standard deviation than single phase. This can be seen from Table 2 where for instance, standard deviation at the end of the second phase of 2-phase diffusion (96) is greater than that at the

TABLE 1: Mean extents of diffusion using various budget splits on NetHEPT (WC) (optimal budget splits are highlighted)

Pha ses	Budget split ratio	$k = 200$		$k = 50$	
		Budget split	Mean extent	Budget split	Mean extent
1	1	(200)	2389	(50)	947
2	1:1	(100,100)	2464	(25,25)	961
2	1:2	(67,133)	2478	(17,33)	965
3	1:1:1	(66,67,67)	2491	(16,17,17)	967
3	1:1:2	(50,50,100)	2499	(12,13,25)	969
3	1:2:1	(50,100,50)	2494	(12,25,13)	967
3	2:1:1	(100,50,50)	2481	(25,12,13)	963
3	1:2:6	(22,45,133)	2502	(6,12,32)	973
3	1:2:4	(28,58,114)	2506	(7,14,29)	973
3	3:2:4	(66,44,90)	2493	(16,11,23)	969
3	1:2:3	(33,67,100)	2508	(8,17,25)	975
4	1:1:1:1	(50,50,50,50)	2509	(12,12,13,13)	974
4	1:2:6:18	(7,15,45,133)	2511	(2,4,11,33)	974
4	1:2:4:8	(14,27,54,105)	2515	(4,7,13,26)	978
4	1:2:3:4	(20,40,60,80)	2519	(5,10,15,20)	982
5	1:1:1:1:1	(40,40,40,40,40)	2513	(10,10,10,10,10)	978
5	1:2:6:18:54	(3,6,16,45,130)	2514	(1,2,5,12,30)	980
5	1:2:4:8:16	(6,12,25,52,105)	2518	(2,4,7,13,24)	980
5	1:2:3:4:5	(14,27,40,54,65)	2525	(4,7,10,13,16)	985

 TABLE 2: Standard deviations of extent of diffusion using optimal budget splits on NetHEPT (WC) with $k = 200$

Phases	till end of each phase	during each phase
1	(89)	(89)
2	(87, 96)	(87, 68)
3	(85, 94, 96)	(85, 72, 55)
4	(75, 94, 97, 97)	(75, 71, 60, 49)
5	(72, 86, 96, 97, 97)	(72, 69, 56, 50, 42)

end of single phase (89). In general, these observations show that $p + 1$ phases may actually lead to a higher standard deviation at the end of the diffusion as compared to p phases with the same overall budget.

Table 2 also shows that in a p -phase diffusion, the standard deviation of the extent of diffusion that progresses during phase $q + 1$ is consistently less than that of the extent of diffusion that progresses during phase q . For instance, in a 3-phase diffusion, the

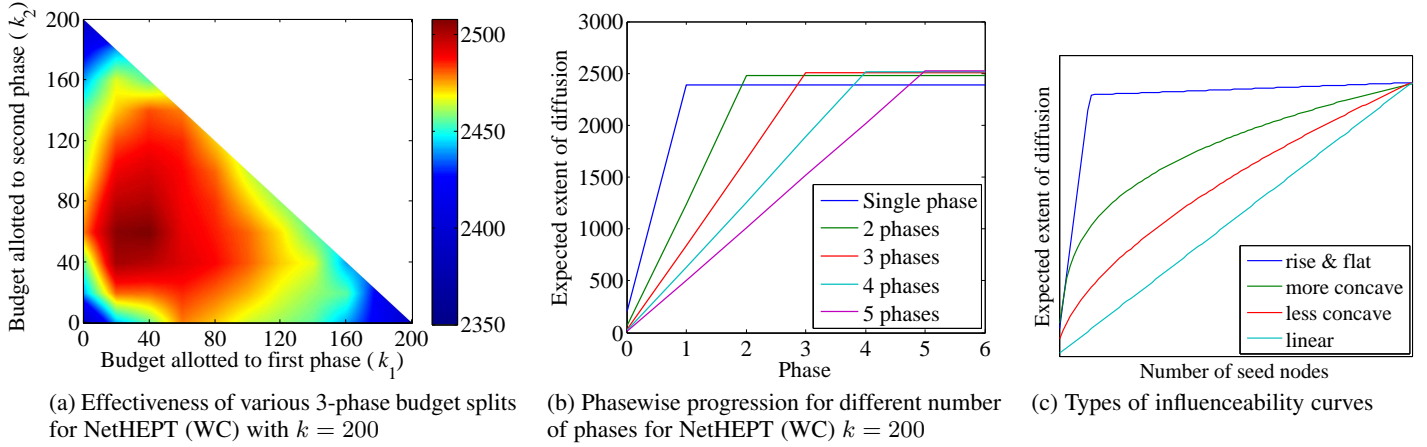


Fig. 2: Aspects of multiphase diffusion

standard deviation of the extent of diffusion that progresses during second phase (72) is less than that of the extent of diffusion that progresses during first phase (85). One of the reasons for this observation could be a lower uncertainty in the extent of diffusion triggered by the selection of lesser influential seed nodes.

We now try to see what it means when we say that ‘using multiple phases would reduce uncertainty as compared to single phase’. To answer this more concretely, we quantify how the second phase reduces uncertainty in a multiphase diffusion, since this is the phase which first distinguishes multiphase diffusion from single phase. For instance, to quantify how the second phase reduces uncertainty in a p -phase diffusion with budget split (k_1, k_2, \dots, k_p) , could mean the following: the standard deviation of the extent of diffusion in the second phase (say σ_p) would be less than the standard deviation of the additional number of nodes influenced using the single phase diffusion if the single phase diffusion budget is increased from k_1 to $k_1 + k_2$ (say σ_s). We observe in our simulations that this statement holds true. In particular, for NetHEPT (WC) with $k = 200$, σ_p for a given p is the second component of the corresponding vector in the ‘during each phase’ column of Table 2. These do not exceed 72, while we observed that σ_s was higher than 100.

We can draw an insight from this discussion: it is beneficial to select highly influential nodes in the initial phases since they would not only lead to a large extent of observed diffusion, but also high uncertainty, which can be then improved upon by selecting other nodes in subsequent phases.

4.2 Effectiveness with Number of Phases

Tables 3 and 4 present the gains achieved by multiphase diffusion with various number of phases and corresponding optimal budget splits for NetHEPT (WC) and Facebook (WC), respectively. We also ran simulations for 10 phases with a number of manually chosen budget splits for NetHEPT and observed that the final extent of diffusion did not exceed an expected value of 2535, which is a 6.11% gain over single phase. So we conclude that there is significant gain when we move from single phase to 2 phases, and an appreciable gain when we further move to 3 phases. But there is a sharp decline in the additional gain beyond 3 phases.

4.3 Optimal Budget Split

Figure 2(a) presents a visualization of the expected extents of diffusion for various budget splits obtained using our coarse and

 TABLE 3: Gain achieved by using multiphase diffusion using optimal budget split for NetHEPT (WC) with $k = 200$

Phases	2	3	4	5
% gain over single phase	3.73	5.00	5.44	5.70
% gain over one phase less	3.73	1.21	0.44	0.24

 TABLE 4: Optimal budget splits for Facebook (WC) with $k = 50$

Phases	2	3	4
Optimal budget split	(15, 35)	(5, 15, 30)	(2, 7, 15, 26)
% gain over single phase	5.41	6.26	6.68
% gain over one phase less	5.41	0.80	0.40

fine searches for NetHEPT (WC) dataset (the actual discrete heatmap is smoothed for better visualization). Table 1 presents the expected extents of diffusion for various manually chosen budget split ratios; the optimal budget splits for all phases are highlighted. The budget splits for NetHEPT (TV) dataset with $k = 200$ were also very similar. For NetHEPT (TV) dataset with $k = 50$, given the number of phases, a very large set of budget splits gave very similar and almost optimal results. Table 4 presents optimal budget splits for Facebook (WC) dataset. For Facebook (TV), it was rather optimal to select very few nodes in the initial phases; in particular, it was optimal to choose one node each in the first three phases for the case of 4-phase diffusion.

We consistently observed that the optimal budget splits had a lower budget allotted to the initial phases than to the latter phases, that is, $k_q < k_{q+1}$. As motivated earlier, the reason for finding an optimal budget split is to find an optimal balance between observation and exploitation. As per our multiphase adaptation of IRIE, the most influential nodes get selected in the initial phases, while the lesser influential ones get selected in the later phases. Owing to the highly influential nature of the initially selected nodes, it suffices to select only a few of them in the initial phases to get a good enough observation of the diffusion, and then use the lesser influential ones to cover the parts of the network which could not be reached in the observed diffusion. Thus, the budget allotted to the initial phases plays a critical role to set a right balance between observation and exploitation.

Our general observation is that an optimal budget split is the one which would lead to an almost equal number of nodes getting influenced in expectation, across the given number of phases. This

can be seen for NetHEPT (WC) dataset in Figure 2(b), where the expected extent of diffusion grows linearly with the number of intermediate phases elapsed. From our studied datasets with different values of budgets, it was evidently the case that a good balance between the extent of observation of diffusion in earlier phases and exploitation by adaptively selecting seed nodes in later phases, was found when the expected extent of diffusion in all the phases was almost the same. This was with the exception of Facebook (TV) for which the extent of diffusion was very high in earlier intermediate phases. We present a compelling insight behind these observations, for which we first introduce the notion of *influenceability curve* of a network.

4.3.1 Influenceability Curve of a Network

Given a diffusion model and a deterministic influence maximizing algorithm, a network would have a plot depicting the number of influenced nodes versus the number of seed nodes. This plot, in some sense, provides an indication of: what fraction of best seed nodes budget would lead to what fraction of the maximum achievable extent of diffusion using that budget. We call this plot as the *influenceability curve* of the network with respect to the given diffusion model and influence maximizing algorithm. It can be seen in the literature on maximizing information diffusion that, this curve is concave for most real-world social networks. The results on some popular datasets for single phase diffusion can be found in [4], [5].

The influenceability curves for such real-world network datasets can be classified broadly into the following four types (illustration in Figure 2(c)):

- 1) Rise & flat: Facebook (TV), Epinions (TV), Slashdot(TV)
- 2) Very concave: Facebook (WC), DBLP (WC), Slashdot (WC), Epinions (WC), Arxiv (TV)
- 3) Less concave: NetHEPT (WC), NetHEPT (TV), NetPHY (WC), Arxiv (WC)
- 4) Linear: DBLP (TV), Amazon (WC), Amazon (TV)

The influenceability curve is concave for most networks, which means that selecting first few nodes in earlier phases is enough to give a good enough observation of diffusion, which spares the possibility of selecting higher number of nodes in the later phases to exploit the observation. For NetHEPT datasets (WC and TV) with a budget such as 50 or 200, it so happens that an equal distribution of extent of diffusion across phases would arise from a budget split which roughly follows an arithmetic progression; that is, the split of 1:2 for 2 phases, 1:2:3 for 3 phases, etc., for a reasonable amount of budget. This explains the specific observation of [14] concerning the 2-phase budget split for NetHEPT-like datasets.

Also, more concavity (Figure 2(c)) means an even higher skew in the selection of nodes, since an even smaller number of nodes in initial phases could provide sufficient observation. In such cases, we would have optimal budget split such that first phase budget allocation is considerably lower than that of subsequent phases (e.g., Facebook (WC) in Table 4).

If for some unconventional network, the influenceability curve is convex (possibly because no node individually is highly influential, but collectively larger seed sets become highly influential), this would mean that selecting a few nodes in earlier phases do not lead to a significant extent of diffusion and hence a poor observation, which would then lead to a not-so-good adaptive seeding in the later phases. So it would be better to select a higher

number of nodes in the earlier phases, which collectively could provide a good enough observation. As a middle ground between concave and convex, if influenceability curve is close to linear, the budget could be split equally across the phases.

If the influenceability curve rises and flattens (e.g., Facebook (TV)), which means that very few nodes are extremely influential, it would be well advised to not select these nodes in one phase itself. Using multiple phases, it is possible to ascertain whether a highly influential node, when selected as seed node, influences another highly influential node without having to select the latter as a seed node. In the single phase case, the influence maximizing algorithm would have selected the latter, by computing that the latter is highly influential but perhaps not very likely to be influenced by other selected seed nodes. However, if in our observed diffusion, the latter is indeed influenced without having to select it as a seed node, it could help save our budget which could be used for selecting other seed nodes. If it is not influenced in our observed diffusion, we select it as seed node in a following phase. Combining these two cases, we would gain in expectation by not selecting the very highly influential nodes in first phase itself, if we have more than 2 phases at hand.

We can develop a simple method for determining optimal budget split based on these insights. First, note that the difference between the performances of single phase and multiphase diffusion is not extremely high. That is, the mean extent of diffusion in first phase of a multiphase diffusion in which the budget allotted to first phase is k_1 would be close to the mean extent of diffusion for single phase with budget k_1 , the mean extent of diffusion in second phase of a multiphase diffusion in which the budget allotted to second phase is k_2 would be close to the mean extent of additional diffusion for single phase when budget increases from k_1 to $k_1 + k_2$. So finding a budget split which leads to the mean extents of diffusion across intermediate phases to be equal, is almost equivalent to partitioning the influenceability curve into p pieces so that the mean extent of diffusion is split equally across these pieces. E.g., when the number of phases is p with total budget k , we look at the curve plot for number of seed nodes ranging from 0 to k , and split the plot into p equally spaced Y -coordinates. We look at corresponding X -coordinates (inverse function of influenceability curve) to obtain values of $(k_1, k_1 + k_2, \dots, k)$ and hence derive our optimal budget split (k_1, k_2, \dots, k_p) . Rise & flat curves being an exception, where we select one node in each non-terminal phase and remaining nodes in terminal phase.

4.3.2 Additional Notes

The expected extents of diffusion over various budget splits follow a somewhat unimodal behavior, as can be seen from Figure 2(a). So a multidimensional golden section search technique, if adapted well, has a good chance of finding optimal budget splits quickly. Alternatively, instead of using our search technique for finding optimal budget split, it may be advantageous to use an iterative algorithm that converges to an optimal solution. Such algorithms usually require a good starting point for finding the optimal solution and also converging to it quickly. Our results suggest that a budget split of $(k_q)_{q=1}^p$, where $k_q \leq k_{q+1}$ could act as a good starting point (attributed to the concave influenceability curves of real-world social networks).

4.4 A Note on Value Decaying over Phases

Figure 2(b) presents the phasewise progression of multiphase diffusion. There have been studies considering the decaying value of product or information over time [14], [19]. In our study, since a phase starts after the conclusion of the previous phase (which generally takes considerable number of time steps in IC model), it would almost certainly be disadvantageous to use multiple phases with product value decaying in every time step. Hence our study considers that the value of the product decays over phases rather than in every time step. Consider that the value of a node influenced in phase q has a decay factor of δ^q , where $\delta \in [0, 1]$. That is, a node influenced in a later phase provides a lesser value. So given a budget split \mathbf{K} , the value of diffusion can be defined as $\sum_{q=1}^p \delta^q \beta_q(\mathbf{K})$, where $\beta_q(\mathbf{K})$ is the number of nodes influenced in phase q . It is clear that lower values of δ are deterrent to using multiple phases. Given the number of phases and the corresponding optimal budget split, we could determine the value of δ below which, it would be rather advantageous to use single phase.

As per our hypothesis, an optimal budget split corresponds to a budget split which leads to equal number of nodes influenced in each of the individual phases (except for networks with ‘rise & flat’ type of influenceability curve). Given that the number of phases is p , let x_p be the number of nodes influenced in each of the p phases. Since the spread achieved using single phase is lower than that achieved with $p > 1$, let ϵ_p be the fractional loss incurred by using single phase instead of p phases. For p phases (with the derived optimal budget split) to be advantageous over single phase, even with the incorporation of δ , we should have

$$\begin{aligned} p x_p - \epsilon_p x_p &\leq x_p (1 + \delta + \dots + \delta^{p-1}) \\ \iff p - \epsilon_p &\leq \frac{1 - \delta^p}{1 - \delta} \\ \iff \delta^p - p\delta + (p - 1 - \epsilon_p) &\leq 0 \end{aligned}$$

With p and ϵ_p known, the above inequality can be easily solved to determine the range of δ subject to $\delta \in [0, 1]$. There even exist explicit solution formulae of the above inequality for p upto 4 (and it is perhaps an overkill to have more than 4 phases). Since we know p and ϵ_p for different values of p , solving the above polynomial gives the minimum value of δ for which, using p phases (with the derived optimal budget split) holds advantage over single phase. Table 5 presents the minimum values of δ for multiphase diffusion with the optimal budget splits as given in Table 1 to be advantageous over single phase, for NetHEPT (WC) with $k = 200$.

Note that there may exist a better budget split which could be advantageous as compared to single phase for a value of δ lower than the one found using above analysis. However, the above analysis guarantees that there exists a budget split (the previously found optimal budget split) which would lead to a better value than single phase, when the value of δ is higher than the one found using the above analysis (except for networks with ‘rise & flat’ type of influenceability curve).

We also did preliminary analyses for values of $\delta = 0.1, \dots, 0.9$ for identifying optimal budget split (from among the budget splits that we explored in our previous simulations) with respect to the value of diffusion while accounting for the decay factor. We did a search over different budget splits explored

TABLE 5: Minimum values of δ for NetHEPT (WC) with $k = 200$ for multiphase with optimal budget splits (Table 1) to be beneficial

Phases	2	3	4	5
Minimum δ	0.810	0.871	0.904	0.924

in our earlier simulations, for which we already had stored the phasewise extents of diffusion (we computed the value of a budget split by taking a weighted sum of the extents of diffusion in each phase q with the weighing factor δ^q). Our observations suggest that for $\delta = 0.8, 0.9$, a budget split such that the number of nodes influenced in phase p is approximately proportional to δ^p , is optimal or near-optimal. Since the value of each node influenced in phase p is δ^p , we have that the total value obtained in phase p is approximately proportional to δ^{2p} . The results were not very consistent for lower values of δ . We defer a more elaborate study in this direction for future work.

5 CONCLUSION

The objective of our study was to quantify and understand the effectiveness of multiphase diffusion in social networks under IC model. We started by present a negative result that more phases do not guarantee a better extent of diffusion. We used computationally efficient techniques for reducing the number of diffusion states in our simulations as well as searching for an optimal budget split. We studied the effect on the means and standard deviations of the extent of diffusion in different phases, and provided insight behind the reduction in uncertainty when we use multiple phases. We also suggested using highly influential nodes in the initial phases since they would not only lead to a large extent of observed diffusion, but also high uncertainty, which can be then improved upon by other nodes in subsequent phases. Our experiments suggested a significant improvement in spread when we move from single to two phases, but the marginal gain beyond three phases was usually not very significant. With the primary reasoning behind multiphase diffusion being able to observe in earlier phases and exploit in later phases, we observed that for most types of networks, a good balance between the two is found when the expected extent of diffusion in all the phases is almost the same. We then presented a method for arriving at an optimal budget split using the influenceability curve of the network. We concluded by considering a setting with decaying value of diffusion over phases, and provided a bound on the decay factor as a function of the number of phases; the multiphase diffusion would be advantageous over single phase if the value of decay factor is higher than this bound.

5.1 Future Work

It would be useful to design efficient algorithms specifically for multiple phases to study larger datasets. An elaborate study on value of diffusion decaying over phases, is warranted. A game theoretic study would be interesting, where competing companies implement seeding in multiple phases. The work can be extended to other diffusion models. A multi-phase study over evolving social networks is an important practical aspect to look at. A more theoretical study would help lay foundation for studying multiphase information diffusion.

REFERENCES

- [1] D. Kempe, J. Kleinberg, and É. Tardos, “Maximizing spread of influence through a social network,” in *SIGKDD*, 2003, pp. 137–146.
- [2] A. Goyal, W. Lu, and L. V. S. Lakshmanan, “CELF++: optimizing the greedy algorithm for influence maximization in social networks,” in *WWW Companion*, 2011, pp. 47–48.
- [3] W. Chen, Y. Wang, and S. Yang, “Efficient influence maximization in social networks,” in *SIGKDD*, 2009, pp. 199–208.
- [4] C. Wang, W. Chen, and Y. Wang, “Scalable influence maximization for independent cascade model in large-scale social networks,” *Data Mining and Knowledge Discovery*, vol. 25, no. 3, p. 545, 2012.
- [5] K. Jung, W. Heo, and W. Chen, “IRIE: Scalable and robust influence maximization in social networks,” in *ICDM*, 2012, pp. 918–923.
- [6] D. Golovin and A. Krause, “Adaptive submodularity: A new approach to active learning and stochastic optimization,” in *COLT*, 2010, pp. 333–345.
- [7] ———, “Adaptive submodularity: theory and applications in active learning and stochastic optimization,” *Journal of Artificial Intelligence Research*, vol. 42, no. 1, pp. 427–486, 2011.
- [8] A. Badanidiyuru, C. Papadimitriou, A. Rubinstein, L. Seeman, and Y. Singer, “Locally adaptive optimization: Adaptive seeding monotone submodular functions,” in *SODA*, 2016, pp. 414–429.
- [9] Y. Singer, “Influence maximization through adaptive seeding,” *ACM SIGecom Exchanges*, vol. 15, no. 1, pp. 32–59, 2016.
- [10] L. Seeman and Y. Singer, “Adaptive seeding in social networks,” in *FOCS*, 2013, pp. 459–468.
- [11] A. Rubinstein, L. Seeman, and Y. Singer, “Approximability adaptive seeding under knapsack constraints,” in *EC*, 2015, pp. 797–814.
- [12] T. Horel and Y. Singer, “Scalable methods for adaptively seeding a social network,” in *WWW*, 2015, pp. 441–451.
- [13] J. Correa, M. Kiwi, N. Olver, and A. Vera, “Adaptive rumor spreading,” in *WINE*, 2015, pp. 272–285.
- [14] S. Dhamal, K. J. Prabuchandran, and Y. Narahari, “Information diffusion in social networks in two phases,” *IEEE Transactions on Network Science and Engineering*, vol. 3, no. 4, pp. 197–210, 2016.
- [15] G. Tong, W. Wu, S. Tang, and D.-Z. Du, “Adaptive influence maximization in dynamic social networks,” *IEEE/ACM Transactions on Networking*, vol. 25, no. 1, pp. 112–125, 2016.
- [16] J. Yuan and S. Tang, “No time to observe: Adaptive influence maximization with partial feedback,” in *IJCAI*, 2017, pp. 3908–3914.
- [17] S. Mondal, S. Dhamal, and Y. Narahari, “Two-phase influence maximization in social networks with seed nodes and referral incentives,” in *ICWSM*, 2017, pp. 620–623.
- [18] J. Leskovec and J. J. McAuley, “Learning to discover social circles in ego networks,” in *Advances in neural information processing systems*, 2012, pp. 539–547.
- [19] Z. Zhang, H. Wu, K. Yue, J. Li, and W. Liu, “Influence maximization for cascade model with diffusion decay in social networks,” in *ICYCSEE*, 2016, pp. 418–427.