



Outsourceable Privacy-Preserving Power Usage Control in a Smart Grid

Hu Chun, Kui Ren, Wei Jiang

► To cite this version:

Hu Chun, Kui Ren, Wei Jiang. Outsourceable Privacy-Preserving Power Usage Control in a Smart Grid. 29th IFIP Annual Conference on Data and Applications Security and Privacy (DBSEC), Jul 2015, Fairfax, VA, United States. pp.119-134, 10.1007/978-3-319-20810-7_8 . hal-01745836

HAL Id: hal-01745836

<https://inria.hal.science/hal-01745836>

Submitted on 28 Mar 2018

HAL is a multi-disciplinary open access archive for the deposit and dissemination of scientific research documents, whether they are published or not. The documents may come from teaching and research institutions in France or abroad, or from public or private research centers.

L'archive ouverte pluridisciplinaire **HAL**, est destinée au dépôt et à la diffusion de documents scientifiques de niveau recherche, publiés ou non, émanant des établissements d'enseignement et de recherche français ou étrangers, des laboratoires publics ou privés.



Distributed under a Creative Commons Attribution 4.0 International License

Outsourceable Privacy-Preserving Power Usage Control in a Smart Grid

Hu Chun¹, Kui Ren², and Wei Jiang¹

¹ Department of Computer Science, Missouri S & T
{chwrc,wjiang}@mst.edu

² Department of Computer Science and Engineering, SUNY Buffalo
kuiren@buffalo.edu

Abstract. The smart grid systems, in replace of the traditional power grid systems, have been widely used among some well-known telecommunication, IT and power industries. These systems have multiple advantages such as energy efficiency, reliability and self-monitoring. To prevent power outage, threshold based power usage control (PUC) in a smart grid considers a situation where the utility company sets a threshold to control the total power usage of a neighborhood. If the total power usage exceeds the threshold, certain households need to reduce their power consumption. In PUC, the utility company needs to frequently collect power usage data from smart meters. It has been well documented that these power usage data can reveal a person's daily activity and violate personal privacy. To avoid the privacy concern, privacy-preserving power usage control (P-PUC) protocols have been introduced. However, the existing P-PUC protocols are not very efficient and the computations cannot be outsourced to a cloud server. Thus, the utility company cannot take advantage of the cloud computing paradigm to potentially reduce its operational cost. The goal of this paper is to develop a P-PUC protocol whose computation/execution is outsourceable to a cloud. In addition, the proposed protocol is much more efficient than the existing P-PUC protocols. We will provide extensive empirical study to show the practicality of our proposed protocol.

Keywords: smart grid, privacy-preserving, power usage control

1 Introduction

A smart grid can improve the efficiency, reliability, economics, and sustainability of a utility company to produce and distribute electricity. In a smart grid, smart meters can collect the power usage data of each household in a neighborhood to help a utility company self-monitor the power supply of the neighborhood to prevent power outage. For example, when the total power usage is extremely high, physical components in a smart grid could be overloaded. In order to prevent the failures of these physical components (consequently the power outage of the entire system), the power consumption of some household needs to be

reduced (e.g., by setting the temperature of an AC a little bit higher without affecting a person's well-being).

In general, a utility company can set a power usage threshold beyond which the physical components of a smart grid may work dangerously above their expected capacities. Then the threshold can be compared with the total power usage of a neighborhood at a particular time that can be computed based on the power usage readings from the smart meters of individual households. When the total power usage exceeds the threshold, the energy consumptions of certain households need to be reduced. To achieve this kind of threshold based power usage control (PUC), a utility company needs to collect power usage data frequently from the smart meters of individual households. However, it has been shown that by analyzing 15-minute interval household energy consumption data (even in an aggregated form), the usage patterns of most major home appliances can be determined [8, 21].

From these usage patterns, a malicious party can infer activities of daily livings (ADL) information [1] and can potentially initiate any malicious acts toward a particular household. Therefore, it is in the best interest of the utility company not to collect each household's power usage data. In addition, the threshold set by the utility company can reveal its operational capacity and the number of its customers in a neighborhood. To preserve competitive advantage, any information regarding the threshold values should not be disclosed to the public. Now the question becomes: can a utility company perform any PUC tasks without the company disclosing its threshold values and individual households disclosing their power usage data? Such a problem is termed as privacy-preserving power usage control (P-PUC).

Secure protocols have been proposed to solve the P-PUC problem [11, 26] under different power adjusting strategies. However, those protocols are executed directly between a utility company and its household customers. It is hard to see how to implement the existing protocols effectively in practice since they require each household to actively participate in online computations. To summarize, the existing work has at least one of the following limitations:

- Not very efficient when the threshold values are from a large domain.
- Leak certain intermediate information that can be used to infer knowledge about the private power usage data of individual households and the threshold values set by the utility companies.
- Incur heavy computations between the households and the utility company.

To eliminate the above problems, in this paper, we develop a novel P-PUC protocol which allows computations to be completely outsourced to cloud servers. Recently, cloud computing has emerged as cost efficiency and operational flexibility approach for entities to outsource their data and computations for on-demand services. Because the power usage data can be very large in quantity (especially when these data are collected with high frequency), it is beneficial for a utility company to outsource the data and the computations related to P-PUC protocols to a cloud.

As discussed before, the power usage data and the threshold values are sensitive information, so these data should not be disclosed to the cloud. Thus, before outsourcing, the data need to be encrypted, and the cloud only stores and processes the encrypted data. When the data are encrypted with fully homomorphic encryption schemes, the cloud can perform any arbitrary computations over the encrypted data without ever decrypting them. Nevertheless, fully homomorphic encryption schemes have yet to be practical due to their extremely high computational cost. As a result, we adopt a multi-server framework to securely and efficiently implement the proposed protocol.

1.1 Problem Definition

Suppose a neighborhood has n households P_1, \dots, P_n . For $1 \leq i \leq n$, let a_i denote the average power consumption of P_i at a specific time interval and t be a threshold designated by the utility company for the neighborhood. We use a to denote the power usage aggregation of the neighborhood where $a = \sum_{i=1}^n a_i$. If $a > t$, each P_i is required to reduce its power consumptions by δ_i to prevent the possibility of power outage in the neighborhood. The value δ_i is determined by the following equation:

$$\delta_i = \frac{a_i}{a} * (a - t) = a_i * (1 - \frac{t}{a}) \quad (1)$$

Here δ_i is a lower bound on the amount of power usage the user P_i should cut. After each round of power reduction, the total average power usage of the neighborhood will at a safe level (e.g., $a < t$). This is the common strategy adopted by the existing P-PUC protocols [11].

In our problem setting, the input values a_1, \dots, a_n and t should be hidden from the cloud servers. That is, before outsourcing, these values need to be either encrypted or secretly shared. In the proposed protocols, we adopt additive secret sharing scheme to hide the original values. The proposed outsourceable privacy-preserving power usage control (OP-PUC) protocol can be formulated as follows:

$$\langle P_1, \delta_1 \rangle, \dots, \langle P_n, \delta_n \rangle \leftarrow \text{OP-PUC}(\langle P_1, a_1 \rangle, \dots, \langle P_n, a_n \rangle, S_1, S_2, \langle U, t \rangle) \quad (2)$$

According to the above formulation, there are three types of participating entities: n households, two cloud service providers S_1 and S_2 , and a utility company U . The input for each household or customer P_i is its average power consumption a_i within a specific period of time, and the input of U is a threshold t . The two cloud servers perform the necessary computations, and there are no explicit inputs for the two servers. After the execution of the OP-PUC protocol, each P_i receives a value denoted by δ_i , the minimum amount of the energy consumption that needs to be reduced by P_i . The other participating entities do not receive any outputs. (A max-usage based control strategy is discussed in Section 3.)

Privacy and Security Guarantee During the execution of the OP-PUC protocol, a_i is private to P_i , and it should not be disclosed to the other households.

In addition, a_i should not be known to the two cloud servers and the utility company. Since t is private to the utility company U , t should not be known to the other participating entities.

- a_i is only known to P_i , for $1 \leq i \leq n$, and
- t is only known to U .

Threat Model In the paper, we adopt the commonly accepted security definition of secure multiparty computation (SMC). More specifically, we assume the participating entities are semi-honest; that is, the entities follow the prescribed procedures of the protocol. Under the semi-honest model, it is implicit that the participating entities do not collude. Another adversary model of SMC is the malicious model. Under the malicious model, the entities can behave arbitrarily. Most efficient SMC-protocols are secure under the semi-honest model since less number of steps are needed to enforce honest behaviors. We have the following motivations to adopt the semi-honest model:

- The OP-PUC protocol needs to be sufficiently efficient. Between the semi-honest model and the malicious model, the semi-honest model always leads to much more efficient protocol.
- Smart meters can be made tamper proof, so we can assume the households cannot modified the reading from smart meters and the messages sent from the smart meters to the two cloud servers. Thus, the semi-honest model fits our problem domain well regarding the households.
- The cloud service providers and the utility company are legitimate business. It is hard to see they collude and initiate any malicious act to discover the private smart meter readings. For well-known and reputable cloud servers (e.g., Amazon and Google), it makes sense to assume they follow the protocol and behave semi-honestly.

1.2 Our Contribution

In this paper, we develop an efficient OP-PUC protocol that incurs almost no computations on the households since the computations are completely outsourced to the cloud servers. The proposed protocol is secure under the semi-honest model and satisfies all the security requirements discussed in Section 1.1. Due to the fact that all computations are outsourced to the cloud servers and the computations are only performed on encrypted data, the existing P-PUC protocols cannot be applied to our problem setting. Plus, our proposed protocol is more efficient because it takes advantage of both secret sharing based secure computation and Yao’s Garbled Circuit [29].

The proposed protocol consists of three stages: (1) data collection and integration, (2) comparing a and t , and (3) computing the δ_i values. At the first stage, the two cloud servers collect the average power consumption data a_i from each household P_i , and the threshold value t from the utility company. This stage utilizes additive secret sharing which is extremely efficient to securely combine

the data together to generate secret shares of the total power consumption a of the neighborhood. The second stage determines the comparison result between a and t . The third stage computes the δ values using the garbled circuit. The key functionality involved in this stage is secure division. The existing secure division protocols are very inefficient, and our work provides a new and more efficient implementation of secure division. Details regarding our proposed protocol is given in Section 3.

The rest of the paper is organized as follows: Section 2 discusses the work most related to the proposed problem domain. Section 3 provides the detailed implementation of the proposed OP-PUC protocol. Section 4 presents empirical results to show the practicality of OP-PUC. Section 5 summarizes the paper and points out some important future research directions.

2 Related Work and Background

In this section, we provide an overview of the existing work related to our proposed problem including privacy issues related to energy consumption data in a smart grid and the current P-PUC protocols. In addition, we present some background information on secure division and Yao’s garbed circuit.

2.1 Privacy Issues in Smart Grids

The use of smart grid infrastructure is growing rapidly; however, there exist potential privacy and security risks during the process of collecting power usage of data [1, 13, 16]. It is shown in [22] that data collected over a reasonable time interval (e.g., 15 or 30-minute) can be used to identify most household appliances. Another work [21] also shows that power consumption data collected in every 15-minute time interval can be used to uniquely identify home appliances with 90% accuracy. From these data, various information about a person’s daily activities can be inferred such as how many people are home, sleeping schedule, laundry and cooking routines [15, 19, 24]. If these data are in the wrong hand, the safety of a household will be at a very high risk. Therefore, power consumption data are considered private, and it is necessary to build privacy-preserving protocols to preserve user’s privacy in smart grids.

2.2 Privacy-Preserving Protocols in Smart Grids

Most privacy-preserving protocols in smart grids [14, 17, 23, 25, 27] are not focusing on the P-PUC problem. To our knowledge, the protocols presented in [11, 26] are the only existing work closely related to the proposed problem. The first two P-PUC protocols are proposed in [11] built based on two strategies. The protocols leak the total energy consumption to one of the households, and the maximum energy consumption among the households is also revealed. In addition, they utilize a secure division protocol among several proposed protocols in [2]. Its secret sharing based secure division protocol requires at least three parties, and

Table 1. Common Notations

SMC	Secure Multi-Party Computation
P-PUC	Threshold-Based Power Usage Control
OP-PUC	Outsourceable P-PUC
a_i	Power consumption of user P_i within specific period
a'_i and a''_i	Secret shares of a_i between two parties
t	Threshold value provided by a utility company
t' and t''	Secret shares of t between two parties
S_1 and S_2	Two independent cloud servers
U	The utility company
P_i	One user in a neighborhood, $i = 1, \dots, n$

it is not applicable in our problem setting where we assume two independent cloud servers perform all necessary secure computations. Although there is an efficient two-party secure division protocol [2], one party needs to perform division operations between randomized values to obtain the final division result. However, the division result is known to the party which is not allowed in our problem domain. Also, we are not certain how to modify it to hide the final division result securely and efficiently.

In [26], another P-PUC protocol is developed to address the security issues of the earlier P-PUC protocols. However, the protocol is still not very efficient in that the individual households and the utility company involve in heavy computations. More importantly, all the exiting P-PUC protocols are not applicable in our problem domain where the computations are completely outsourced to the cloud which results in a more practical P-PUC protocol from the perspectives of individual households and utility companies.

2.3 Secure Division and Yao's Garbled Circuit

In [11], the authors utilize a secure division protocol based on homomorphic encryption, but the protocol is not secure and efficient. Although the secure division protocol in [26] is secure, the protocol is efficient for very small domains. Also, one of the inputs of this secure division protocol is not encrypted. In our case, all input values are encrypted. To implement an efficient secure division protocol under the proposed problem domain. We adopt the garbled circuit approach introduced by Yao [29]. Recently, an intermediate language for describing and executing garbled circuits - the GCParser [18] has been proposed. This framework can implement any optimizations at both the high level and the low level, and it has already been applied to optimizing free XOR-gates and pipelining circuit generation and execution. We adopt this framework to build a garbled circuit for secure division.

Algorithm 1 Secure.Split(α) \rightarrow (α' , α'')

Require: P has α and N where $\alpha < N$

1: P :

- (a) $\alpha' \leftarrow \alpha + r \bmod N$, where $r \in_R \mathbb{Z}_N$
- (b) $\alpha'' \leftarrow N - r$
- (c) Send α' to S_1 and send α'' to S_2

2: S_1 and S_2 :

- (a) Receive α' and α'' respectively
-

3 The Proposed OP-PUC Protocol

In this section, we adopt the same notations from the previous sections summarized in Table 1. The same as the existing work, the proposed OP-PUC protocol adopts the following two power usage control strategies when $a > t$: (1) reducing the power usage for the user who used the maximum amount of energy among all users, and (2) providing the specific power reduction amount each individual users in a particular neighborhood.

3.1 The First Stage of OP-PUC

In our problem settings, since the protocol will be executed by two cloud servers. First, the cloud servers need to gather the needed data from power customers and the utility company, then compare the total power consumption of those customers a with the threshold given by utility company t . If $a > t$, users need to reduce their power usage for the next period. The first stage of OP-PUC is data collection.

During the first stage, we emphasize that data must be hidden before outsourced. In the previous P-PUC protocols, homomorphic encryptions are utilized to encrypt the power usage data. However, if we extend the homomorphic encryption approach in this outsourced environment, huge computations would be incurred on the cloud servers. Therefore, to have a more efficient protocol, we adopt secret sharing approach for the data collection stage.

To get shared inputs, we use the Secure.Split protocol presented in Algorithm 1 where we assume N is a large number. In this protocol, P split its input value α to two random values α' and α'' so that $\alpha' + \alpha'' = \alpha \bmod N$, and send them to S_1 and S_2 respectively. At the end, S_1 holds α' , and S_2 holds α'' . They do not know anything about α except for N .

Algorithm 2 gives the main steps for the data collection stage of OP-PUC. For each user P_i , the power consumption value a_i is split into a'_i and a''_i and sent to servers S_1 and S_2 by using Secure.Split. At the same time, the utility company P also uses Secure.Split to send the secret shares of t to the two cloud servers. At the end, S_1 and S_2 compute $a' = \sum_{i=1}^n a'_i$ and $a'' = \sum_{i=1}^n a''_i$ separately. It

Algorithm 2 Data.Collecton $\rightarrow \{(a'_1, a''_1), \dots, (a'_n, a''_n), (a', a''), (t', t'')\}$

Require: P_i has a_i where $1 \leq i \leq n$, P has t , and N is publicly known

1: P_i and P : Secure.Split(a_i)

2: U : Secure.Split(t)

3: S_1 : $a' = \sum_{i=1}^n a'_i$

4: S_2 : $a'' = \sum_{i=1}^n a''_i$

is easy to see $a = a' + a'' \mod N$ is the total power usage at a specific period. Since each server has one secret share of each value, they do not know anything about the original values.

3.2 The Second Stage of OP-PUC

The main task for the second stage of the proposed protocol is to securely determine whether $a > t$ or not; thus, we need a secure comparison protocol to compare a and t with secret shares of each value as inputs. We consider to use garbled circuit to securely perform the comparison task because the existing secure comparison protocols [3,6,7,9,20] are not directly applicable in our problem domain. These protocols require that the inputs need to be the actual values. In addition, garbled circuit is known for its efficiency to securely evaluate simple functionalities such as secure comparison. A garbled circuit has only one round of communication. Details about constructing and evaluating a garbled circuit are given in [12]. In this paper, we assume that the secure comparison protocol build by a garbled circuit is denoted by $\text{Secure_Comparison}(a', a'', t', t'') \rightarrow b$. The protocol is performed by S_1 and S_2 , where a' and t' are the inputs of S_1 , and a'' and t'' are the inputs of S_2 . The protocol returns a bit b to the servers. If $b = 1$, the total power usage exceeds the threshold, and the OP-PUC protocol will proceed to the next stage.

3.3 The Third Stage of OP-PUC based on Strategy 1

For strategy 1, the user with the most power consumption is selected and ordered to reduce his power usage. During the process, the cloud servers are not allowed to know which user is chosen. Basically, in this stage, a Secure_Maximum protocol is used to securely pick out the maximum value among n shared values. We utilize garbled circuit approach to implement Secure_Maximum. The key steps can be found in [11]. At the end, the the maximum value will be known to each user. The user had the maximum energy consumption will reduce its power consumption. As stated in the existing work, how much energy consumption needs to be reduced is hard to decide. Thus, the second strategy is more practical.

3.4 The Third Stage of OP-PUC based on Strategy 2

When the total energy consumption exceeds the threshold t , each user needs to reduce his or her power usage. How to decide a reasonable power reduction for

Algorithm 3 Division(t, a) $\rightarrow q$

Require: Bit representation of t is t_0, \dots, t_{l-1} and bit representation of a is a_0, \dots, a_{m-1} from the least to the most significant bits. Expand dividend t with m bits and set $t_i = 0$ where $l \leq i < l + m$ and expand another bit $t_{l+m} = 0$ as sign bit of dividend.

1: **for** $1 \leq i \leq m$:

- (a) Shift left t for 1 bit
- (b) **if** $t_{l+m} = 0$ subtract $\overline{t_{l+m-1} \dots t_l}$ with a
- (c) **else** add $\overline{t_{l+m-1} \dots t_l}$ with a

2: $q \leftarrow \overline{t_{l-1} \dots t_0}$

everybody is really important. Here we adopt the function from the prior work which has been shown in Equation 1. By using this equation, every user P_i will reduce at least δ_i power which is decided by a_i weighted in a . Since party P_i has their power consumption value a_i the, $\frac{t}{a}$ needs to be calculated at the servers.

To securely compute $\frac{t}{a}$, two secure division protocols using additive homomorphic encryption schemes were introduced in [4, 26]. However, we believe that a garbled circuit approach should be more efficient. The reason is that in the outsourced environment, inputs to the secure protocols are hidden from the cloud servers. Thus, it is not easy to extend the prior solutions to fit our problem domain. In particular, when both t and a are hidden, to compute division between two encrypted values under homomorphic encryption is very expensive. Whereas in the garbled circuit approach, we can directly use the secret shares of t and a as inputs to the circuits.

We build the division circuit based on the “shift and subtract” non-restoring method. Algorithm 3 gives a detail of this method. In general, if we want to calculate the quotient of l -bit number t and m -bit number a , first we need to expand t with $m + 1$ bits and perform an iterative algorithm. In each loop, t makes a left shift and subtract or add a from the l^{th} bit to the $(l + m - 1)^{th}$ bit based on the value of t_{l+m} : if $t_{l+m} = 0$ then subtraction, otherwise addition. After m rounds, the latest t_0 to t_{l-1} store the quotient q .

Here we provide an example of how this method works. If we want to calculate the quotient of 11 (e.g., 1011 in binary format) divided by 3 (i.e., 0011 in binary format), first we expand 1011 to 000001011 and shift left of this number. Then we get 00001011 x_1 , using the left most $l + m - 1 = 5$ bits to subtract 0011, we have 11110011 x_1 . Now the first bit is 1, so we set $x_1 = 0$ and shift left again. We then use the most 5 bits of 11100110 x_2 to add 0011 since $x_1 = 0$. We get 11111110 x_2 , and set $x_2 = 0$. Shift and add again for $x_2 = 0$, this round we get 00010100 x_3 , $x_3 = 1$ because the most significant is 0. For next and last round we need to shift and subtract, finally we get result of 00010001 x_4 , $x_4 = 1$. Thus the quotient of this example is 3 (i.e., 0011 in binary format).

Our garbled division circuit follows the basic rules of “shift and subtract” non-restoring method, and it is denoted by Secure_Division(t', t'', a', a'') $\rightarrow (q', q'')$.

Algorithm 4 OP-PUC-Stage-3(a_i, t', t'', a', a'') $\rightarrow \delta_i$

Require: S_1 has a' and t' , S_2 has a'' and t'' , P_i has a_i for $1 \leq i \leq n$, N is public

1: S_1 and S_2 :

- (a) **do** Secure_Division(t', t'', a', a'') $\rightarrow (q', q'')$
- (b) Send q' and q'' to every power users

2: P_i :

- (a) Calculate $\delta_i = a_i * (1 - \frac{t}{a})$ and reduce at least δ_i power usages
-

The inputs of the circuit are secret shares of t and a from S_1 and S_2 . The outputs are secret shares of q so that S_1 and S_2 cannot infer anything about a and t . At the end, every power user will get $q = q' + q'' \bmod N$ so as to compute δ_i by equation 1. Algorithm 4 summarizes the main steps of the third stage of the OP-PUC protocol.

3.5 Complexity Analysis

In this section we analyze both computation and communication complexities of proposed OP-PUC protocol. First, we analyze the computation complexity for different sub-protocols at each stage. At the first stage, each user P_i and P perform the Secure_Split protocol, which just has two addition operations. Servers S_1 and S_2 perform summations of n values, so the computation complexity of the first stage is bounded by $O(n)$ summations.

For the second stage, we need to consider the secure comparison protocol. For the garble circuit approach, the inputs are two random shares with size bounded by N , so $O(\log N)$ gates are needed in the initial phase of the garbled circuit to add the shares. This step will result in much smaller values than N , so the total number of gates for the comparison circuit is bounded by $O(\log N)$.

Protocols under two strategies become different at the third stage. For strategy 1, the maximum value among the n values needs to be found. This is achieved by a number of secure comparison circuits. Thus, there are at least $O(n \log N)$ gates in the initial stage. Since the numbers involved are much less than N , the total number of gates is bounded by $O(n \log N)$. Each gate of the garbled circuit is encrypted by AES encryption. Therefore, the computation complexity of stage 2 and stage 3 under strategy 1 is bounded by $O(n \log N)$ AES encryptions. The total computation complexity of OP-PUC under strategy 1 is bounded by $O(n)$ summations plus $O(n \log N)$ AES encryptions.

Under strategy 2 of stage 3, the secure division circuit needs to be built and evaluated. As before, the computation complexity of initial stage is also bound by $O(\log N)$. Since the bit lengths of dividend and divisor are much less than N , the computation complexity of the division circuit is also bound by $O(\log N)$. Each gate of the garbled circuit is encrypted by AES encryption. Therefore, the computation complexity of stage 2 and stage 3 is bounded by $O(\log N)$ AES

encryptions. The total computation complexity of OP-PUC under strategy 2 is bounded by $O(n)$ summations plus $O(\log N)$ AES encryptions.

To analyze the communication complexity, we need to know the size of the secret shares. Since the value of each share is bounded by N , we need $\log N$ bits to represent each share. Thus, at the first stage, the total communication complexity is bounded by $O(n \cdot \log N)$ bits. Because the AES key size is a constant value varying from 128 to 256, the communication complexity for both stage 2 and stage 3 is bounded by $O(\log N)$ bits and $O(n \cdot \log N)$ bits under strategy 1 and strategy 2 respectively. Therefore, regardless the strategies, the total communication complexity of OP-PUC is bounded by $O(n \cdot \log N)$ bits.

3.6 Security Analysis

The security proof of the proposed protocols is straightforward. Here we only provide a high level discussion. In the second stage and third stage, comparison and division garbled circuit are used which is proved secure under the semi-honest model [12]. Since all the intermediate outputs of these protocols are random shares, Based on the sequential Composition Theorem [10], the OP-PUC protocols are also secure under the semi-honest model.

4 Experimental Results

In this section, we discuss the performance of the OP-PUC protocols in details under different parameter settings. Then, we evaluate the computation costs of the existing methods [11] and compare them with our proposed protocols.

In the OP-PUC protocols, each P_i and U only interact with the cloud servers for one round: sending their inputs and receiving the final outputs. Between the two cloud servers S_1 and S_2 , a garbled circuit can be evaluated in about two rounds of communication. Therefore, regardless of different strategies and stages, the total number of interactions between the two cloud servers are constant or just several rounds.

Since the communication complexity of the proposed protocol is very small, and the communications between the individual users and the cloud servers at the first stage are parallelizable. Here we ignore the communication complexity. We simulate the computation complexity on a Linux machine with an Intel® Xeon® Six-Core™ CPU 3.07 GHz processor and 12GB RAM running Ubuntu 12.04 LTS. Since the main part of the protocol is based on the garbled circuits method, we implement the protocol on top of FastGC [12], a Java-based framework that allows users to define Boolean circuits. After the circuits are constructed, the framework encrypts the circuits, performs oblivious transfer, and evaluates the garbled/encrypted circuits. We also fix the size of inputs for cloud servers to a 1024-bit modulus. In our experiments, we randomly generate the values of a_i 's and t such that $a > t$ and $1 \leq a, t \leq 2^m$, where m is an upper bound bit length of the domain size.

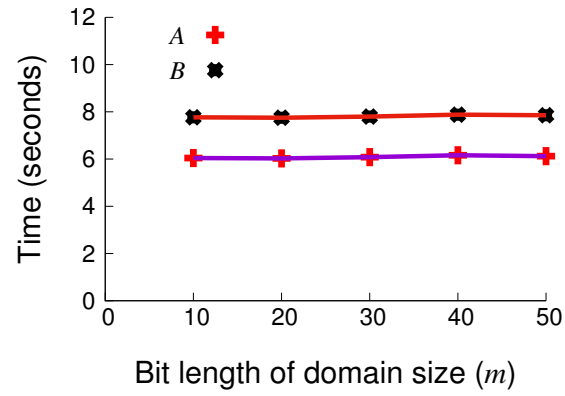


Fig. 1. Complexity of OP_PUC for $n = 50$

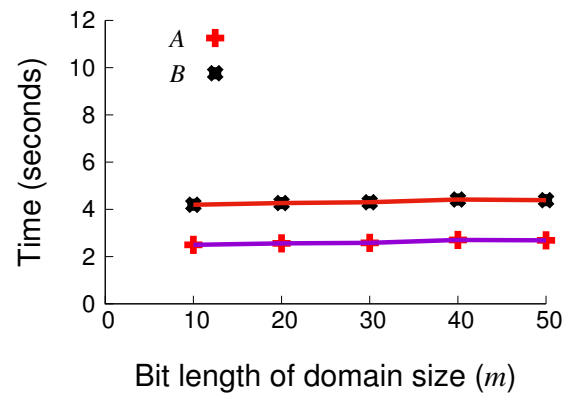


Fig. 2. Complexity of OP_PUC² for $n = 50$

4.1 Performance of OP_PUC and OP_PUC²

Let OP_PUC² denote the proposed protocol based on the second strategy. We first compute the computation costs of different parties involved in the OP_PUC protocol for $n = 50$ and varying m . That is, the running time of cloud servers A and B (or S_1 and S_2) is analyzed for one iteration (the same as the existing work). We do not consider the costs of individual users and the power company, since almost all the computations are outsourced to the cloud servers. As shown in Figure 1, the computation costs of A and B are 6.043 and 7.767 seconds respectively for $m = 10$. Although the computation times of A and B are increasing with m , the portion of increasing is very small in comparison with the expansion of the domain size. For example, even when $m = 50$, the computation costs of A and B are 6.123 and 7.854 seconds respectively, and they are pretty close to what they were when $m = 10$. This is due to the inner structure of maximum circuit: with the domain size expanding, many new *xor* gates are plotted which are free for evaluation, whereas the number of costly *and* gates does not increase significantly.

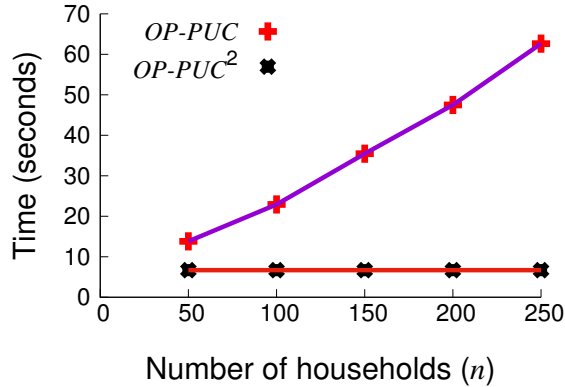


Fig. 3. Complexity: OP_PUC Vs. OP_PUC²

In a similar manner, the computation costs of A and B in the OP_PUC² protocol is analyzed for varying m and with $n = 50$ and $\theta = 10$, where θ is the bit length of a scalar factor. Note that the output of the division circuit is an integer, and a and t might be very close, so we need a scalar factor to come up with more accurate quotient. Therefore, the inputs of the division circuit are one $m + \theta$ -bit dividend and one m -bit divisor. The computation costs of different parties in OP_PUC² are shown in Figure 2. The same as OP_PUC, the computation costs of individual users and the power company are negligible and not counted. On the other hand, for $m = 10$, the computation costs of A and B are 2.497 and 4.195 seconds respectively. Similarly, the costs of A and B grow

slightly with the increasing of m . For instance, the computation time of A is 2.688 seconds when $m = 50$, and it is only increased by 0.191 second with a 40-bit size expansion.

We now compare the total computation costs of cloud providers A and B in OP_PUC (for one iteration) and OP_PUC² for $m = 10$ and varying n , where n denotes the number of households from a given neighborhood. As shown in Figure 3, the total running time of OP_PUC varies from 13.81 to 62.635 seconds when n is changed from 50 to 250. On the other hand, the total running time of OP_PUC² remains to be nearly constant at 6.692 seconds in average since t is independent of n . Following from Figure 3, it is clear that the total run time of OP_PUC (even for one iteration) is always greater than that of OP_PUC². According to the above analyses, we conclude that the proposed protocols are very practical especially for OP_PUC². Besides, there is nearly no computation costs for the individual users and the utility company.

4.2 Performance Comparison with the Existing Work

Finally, we compare the computation costs of our protocols with the existing work [11]. For $n = 50$ and $m = 10$ (note that when $m = 10$, the domain size is $2^{10} = 1024$ already slightly bigger than $l = 1000$ in previous paper), the performance of OP_PUC is close to the STPUC_{max}, which is roughly 13-15 seconds. We notice that the running time of OP_PUC increases quickly when number of households increases. However, according to the domain size, OP_PUC is more scalable: the running time is nearly stable e.g., even when domain size is increased by a factor of 10^4 with the size of the neighborhood fixed to 50, the running time of OP_PUC just increases less than 1 second. Note that in STPUC_{max}, execution time is significantly increased with the increase of the domain size. Experiments showed that when domain size changes from 1024 to 4096, and fix the number of neighborhood to 50 users, the running time of STPUC_{max} increases from 11.02 seconds to 33.75 seconds. Also OP_PUC² is more efficient and scalable than STPUC_{div}. For example, when the domain size is 5000, OP_PUC² is faster than STPUC_{div} by a factor of 3 to 4. Besides, although the problem definition of our work is different from the existing work, our protocols achieve the same power usage control in a more efficient way.

5 Conclusion

In this paper, we developed outsourceable, privacy-preserving power usage control (OP-PUC) protocols. Comparing to the existing work, the proposed protocols are more efficient and as secure. More importantly, the computation costs for the users and the utility company are negligible. As a future research direction, we will develop OP-PUC protocols secure under the malicious model and utilize more than two cloud servers to further improve the computation costs.

If there are at least three cloud servers, all secure computations can be performed on secure shares. Secret sharing based secure computations can be more

efficient than the garbled circuit. We will investigate if the efficient of the OP-PUC protocols can be improved under the secret sharing model. To develop OP-PUC protocols secure under the malicious model, we may adopt threshold homomorphic encryption [5] or Shamir secret sharing [28]. We will investigate the pros and cons under each direction.

Acknowledgments

The authors would like to thank the anonymous reviewers for their insightful comments and suggestions. In addition, the first and third authors' contribution to this work was supported by NSF under award No. CNS-1011984.

References

1. Guidelines for smart grid cyber security the smart grid interoper-ability panel cyber security working group. NISTIR 7628. August 2010.
2. Mikhail Atallah, Marina Bykova, Jiangtao Li, Keith Frikken, and Mercan Topkara. Private collaborative forecasting and benchmarking. In *Proceedings of the 2004 ACM workshop on Privacy in the electronic society*, pages 103–114. ACM, 2004.
3. Ian F Blake and Vladimir Kolesnikov. One-round secure comparison of integers. *Journal of Mathematical Cryptology*, 3(1):37–68, 2009.
4. Paul Bunn and Rafail Ostrovsky. Secure two-party k-means clustering. In *Proceedings of the 14th ACM conference on Computer and communications security*, pages 486–497. ACM, 2007.
5. Ronald Cramer, Ivan Damgård, and Jesper Buus Nielsen. Multiparty computation from threshold homomorphic encryption. In *Advances in Cryptology – EUROCRYPT*, pages 280–299, 2001.
6. Ivan Damgård, Martin Geisler, and Mikkel Kroigaard. Efficient and secure comparison for on-line auctions. In *Information Security and Privacy*, pages 416–430. Springer, 2007.
7. Ivan Damgård, Martin Geisler, and Mikkel Kroigard. Homomorphic encryption and secure comparison. *International Journal of Applied Cryptography*, 1(1):22–31, 2008.
8. S. Drenker and A. Kader. Nonintrusive monitoring of electric loads. *Computer Applications in Power, IEEE*, 12(4):47–51, Oct 1999.
9. Juan Garay, Berry Schoenmakers, and José Villegas. Practical and secure solutions for integer comparison. In *Public Key Cryptography–PKC 2007*, pages 330–342. Springer, 2007.
10. Oded Goldreich. *Foundations of Cryptography: Volume 2, Basic Applications*, volume 2. Cambridge university press, 2009.
11. Chun Hu, Wei Jiang, and Bruce McMillin. Privacy-preserving power usage control in the smart grid. In Jonathan Butts and Sujeet Sheno, editors, *Critical Infrastructure Protection VI*, volume 390 of *IFIP Advances in Information and Communication Technology*, pages 127–137. Springer Berlin Heidelberg, 2012.
12. Yan Huang, David Evans, Jonathan Katz, and Lior Malka. Faster secure two-party computation using garbled circuits. In *USENIX Security Symposium*, volume 201, 2011.

13. N. Jokar, P. Arianpoo and Leung. A survey on security issues in smart grids. security comm. networks. doi: 10.1002/sec.559. *V. C. M.*, 2012.
14. Klaus Kursawe, George Danezis, and Markulf Kohlweiss. Privacy-friendly aggregation for the smart-grid. In *Privacy Enhancing Technologies*, pages 175–191. Springer, 2011.
15. Mikhail A Lisovich, Deirdre K Mulligan, and Stephen B Wicker. Inferring personal information from demand-response systems. *Security & Privacy, IEEE*, 8(1):11–20, 2010.
16. Jing Liu, Yang Xiao, Shuhui Li, Wei Liang, and C. L. Philip Chen. Cyber security and privacy issues in smart grids. *Communications Surveys Tutorials, IEEE*, 14(4):981–997, Fourth 2012.
17. Rongxing Lu, Xiaohui Liang, Xu Li, Xiaodong Lin, and Xuemin Shen. Eppa: An efficient and privacy-preserving aggregation scheme for secure smart grid communications. *Parallel and Distributed Systems, IEEE Transactions on*, 23(9):1621–1631, 2012.
18. William Melicher, Samee Zahur, and David Evans. An intermediate language for garbled circuits. In *IEEE Symposium on Security and Privacy Poster Abstract*, 2012.
19. Andrés Molina-Markham, Prashant Shenoy, Kevin Fu, Emmanuel Cecchet, and David Irwin. Private memoirs of a smart meter. In *Proceedings of the 2nd ACM workshop on embedded sensing systems for energy-efficiency in building*, pages 61–66. ACM, 2010.
20. Ahmet Erhan Nergiz, Mehmet Ercan Nergiz, Thomas Pedersen, and Chris Clifton. Practical and secure integer comparison and interval check. In *Social Computing (SocialCom), 2010 IEEE Second International Conference on*, pages 791–799. IEEE, 2010.
21. Elias Leake Quinn. Privacy and the new energy infrastructure. February, 15 2009.
22. Elias Leake Quinn. Smart metering and privacy: Existing laws and competing policies. *SSRN eLibrary*, 2009.
23. Alfredo Rial and George Danezis. Privacy-preserving smart metering. In *Proceedings of the 10th annual ACM workshop on Privacy in the electronic society*, pages 49–60. ACM, 2011.
24. Ishtiaq Rouf, Hossen Mustafa, Miao Xu, Wenyan Xu, Rob Miller, and Marco Gruteser. Neighborhood watch: security and privacy analysis of automatic meter reading systems. In *Proceedings of the 2012 ACM conference on Computer and communications security*, pages 462–473. ACM, 2012.
25. Sergio Salinas, Ming Li, and Pan Li. Privacy-preserving energy theft detection in smart grids. In *Sensor, Mesh and Ad Hoc Communications and Networks (SECON), 2012 9th Annual IEEE Communications Society Conference on*, pages 605–613. IEEE, 2012.
26. Bharath K. Samanthula, Hu Chun, Wei Jiang, and Bruce M. McMillin. Secure and threshold-based power usage control in smart grid environments. *International Journal of Parallel, Emergent and Distributed Systems*, 29(3):264–289, 2014.
27. Nico Saputro and Kemal Akkaya. Performance evaluation of smart grid data aggregation via homomorphic encryption. In *Wireless Communications and Networking Conference (WCNC), 2012 IEEE*, pages 2945–2950. IEEE, 2012.
28. Adi Shamir. How to share a secret. *Communications of the ACM*, 22(11):612 – 613, November 1979.
29. Andrew Chi-Chih Yao. How to generate and exchange secrets. In *Foundations of Computer Science, 1986., 27th Annual Symposium on*, pages 162–167. IEEE, 1986.