



HAL
open science

Cost-effective Bandwidth Provisioning in Microwave Wireless Networks under Unreliable Channel Conditions

Brigitte Jaumard, Mejdi Kaddour, Alvinice Kodjo, Napoleão Nepomuceno,
David Coudert

► To cite this version:

Brigitte Jaumard, Mejdi Kaddour, Alvinice Kodjo, Napoleão Nepomuceno, David Coudert. Cost-effective Bandwidth Provisioning in Microwave Wireless Networks under Unreliable Channel Conditions. *Pesquisa Operacional*, 2017, 37 (3), pp.525 - 544. 10.1590/0101-7438.2017.037.03.0525 . hal-01738156

HAL Id: hal-01738156

<https://inria.hal.science/hal-01738156>

Submitted on 20 Mar 2018

HAL is a multi-disciplinary open access archive for the deposit and dissemination of scientific research documents, whether they are published or not. The documents may come from teaching and research institutions in France or abroad, or from public or private research centers.

L'archive ouverte pluridisciplinaire **HAL**, est destinée au dépôt et à la diffusion de documents scientifiques de niveau recherche, publiés ou non, émanant des établissements d'enseignement et de recherche français ou étrangers, des laboratoires publics ou privés.

Cost-effective Bandwidth Provisioning in Microwave Wireless Networks under Unreliable Channel Conditions

Brigitte Jaumard¹, Mejdî Kaddour², Alvinice Kodjo³, Napoleão Nepomuceno⁴, and David Coudert³

¹Department of Computer Science and Software Engineering, Concordia University, Montreal (QC) H3G 1M8, Canada

²LITIO Laboratory & Department of Computer Science, University of Oran 1, Oran, Algeria

³Université Côte d'Azur, Inria, CNRS, I3S, France

⁴Graduate Program in Applied Informatics, University of Fortaleza, Fortaleza, Brazil

Abstract

Cost-effective planning and dimensioning of backhaul microwave networks under unreliable channel conditions remains a relatively underexplored area in the literature. In particular, bandwidth assignment requires special attention as the transport capacity of microwave links is prone to variations due to, e.g., weather conditions. In this paper, we formulate an optimization model that determines the minimum cost bandwidth assignment of the links in the network for which traffic requirements can be fulfilled with high probability. This model also aims to increase network reliability by adjusting dynamically traffic routes in response to variations of link capacities induced by channel conditions. Experimental results show that 45% of the bandwidth cost can be saved compared to the case where a bandwidth over-provisioning policy is uniformly applied to all links in the network planning. Comparisons with previous work also show that our solution approach, based on column generation technique, is able to solve much larger instances in significantly shorter computing times (i.e., few minutes for medium-size networks, and up to 2 hours for very large networks, unsolved so far by previous models/algorithms), with a comparable level of reliability.

Keywords : microwave networks; mixed-integer linear programming; column generation.

1 Introduction

The advent of broadband mobile services (high definition TV, Voice over IP, Video On Demand) has generated a rapid growth in data traffic, and consequently the need for higher data bandwidth. Due to this growth, "Backhauling" that means "getting data to the backbone", has become a central challenge for network operators. Not only do the operators need to improve customers experience, but they also have to generate sufficient revenues with regard to their capital and operational expenditures. To solve this problem, operators have to install infrastructures that improve their network capacity while using cost-effective technologies. With this regard, microwave technology provides a low-cost alternative to optical fiber when rapid deployment of backhaul high speed data connection is required, in particular for remote or sparsely populated areas [1]. Wireless backhaul market is forecast to grow from \$17.85 Billion in 2015 to \$33.15 Billion in 2020 [15]. This fast

growth is driven by the vast deployment of 4G networks all over the world. Moreover, high-speed wireless backhauls are foreseen as a critical component to support upcoming 5G networks.

Microwave communication refers to terrestrial point-to-point digital wireless communications, usually employing directional antennas in clear line-of-sight (LOS) and using an electromagnetic wave with a very short wavelength, typically between .039 inches (1 millimeter) and 1 foot (30 centimeters). This makes microwave communications generally free of interference, with nominal capacity near to 500 Mbps nowadays, between two locations that can be several kilometers apart, up to 50 km. However, many questions about how to plan the capacity of wireless microwave networks remain open, especially because of the difficulties in diagnosing channel impairments induced by environmental conditions. Indeed, the provisioning or dimensioning of microwave wireless networks entails a complex design aiming to balance bandwidth-cost efficiency and network reliability, in order to cope with channel fluctuations due to environmental conditions, such as rain or multipath propagation. In particular, adaptive modulation and coding schemes, have shown to dramatically improve link performance [11, 12], but they are more susceptible to errors when using high level QAM (Quadrature Amplitude Modulation) due to channel impairments. In order to maintain an acceptable BER (Bit Error Rate), these techniques involve the variability of link capacity. To deal with this uncertainty, many network operators highly overprovision bandwidth during network planning to avoid traffic bottlenecks and enable smooth capacity degradation under adverse scenarios. This approach, however, incurs avoidable costly investments in addition to spectrum underutilization. As an example, the capital expenditure needed to install one microwave link in France is around €23.000, while the operational cost can reach €22.000 on a year basis [16].

In the present study, we propose an optimization model to tackle the problem of bandwidth provisioning in fixed broadband wireless microwave networks under unreliable channel conditions. In particular, our objective is to determine the minimum cost bandwidth assignment of the links in the network so that a required reliability level of the resulting dimensioning is satisfied, i.e., the selection of bandwidth is made in order to reduce bandwidth costs while ensuring that traffic requirements can be met with high probability. This model relies on the availability, for each microwave link and bandwidth, of a discrete probability distribution of the used modulation schemes. These distributions are derived using typical radio parameters and the widely accepted fading model introduced by Vigants and Barnett [18]. Unlike previous work, we adopt a dynamic routing strategy, where the traffic routes are optimized with respect to current link capacities.

Our solution approach relies on a mixed integer linear programming formulation based on the concept of network configuration, which refers to the network's state in terms of the used bandwidth and modulation scheme on each transmission link. In order to handle the computational complexity of the problem, the main problem is decomposed, using the column generation technique, into a master subproblem, which determines bandwidth assignment and used configurations, and a pricing subproblem, which tries to improve the current solution by finding new efficient network configurations. Due to its non-linearity and combinatorial nature, we further propose a heuristic procedure to solve the pricing subproblem.

The paper is organized as follows. In Section 2, the recent related studies on dimensioning microwave networks are discussed. The bandwidth provisioning model, subject to bandwidth/modulation probability distributions and dynamic routing, is detailed in Section 3. We then describe our solution approach in Section 4. Numerical results are discussed in Section 5 and conclusions are drawn in the last section.

2 Related Work

The inherent variability and unpredictability that characterize microwave transmission due, e.g., to rain precipitation, multipath fading or presence of obstacles, lead to outage events or at least to frequently changing transport capacity. Hence, many works in the literature were concerned with the idea of network reliability. This is typically defined as a numerical parameter, which represents the probability that a subset of nodes in a probabilistic network is connected. However, computing this measure is a classical computationally difficult problem [2, 13], even for the case in which the subset of nodes is restricted to a single source-destination pair, namely, the two-terminal network reliability problem [4].

Dominiac *et al.* [10] was among the first works to investigate the reliability of fixed broadband wireless networks, but several strong assumptions were behind their model, such as single source-destination flow or uncapacitated network. Furthermore, they considered only the major failures that cause the complete disruption of the communication channel. The authors applied available algorithms for the two-terminal network reliability problem assuming that links fail independently, which is reasonable in this context. Unfortunately, the reported results only corresponds to a small network with 5 nodes and 7 links. Kuo *et al.* [14] studied the minimum cost problem of connecting a set of base station/gateway sites through a microwave backhaul using different topologies while supporting both time- and space-varying traffic demands. Also, they considered additional constraints of resilience to single link failures. The evaluation results show that meshed wireless backhaul topologies are a cost-effective alternative to trees and rings with respect to spatial and temporal fluctuation of traffic demand and protection against link failures. Nevertheless, the authors assumed fixed link capacities and the derived routing scheme was static, which limits the applicability and performance of their approach.

The problem of determining the minimum cost bandwidth assignment of a network while guaranteeing a reliability level of the solution was studied in [6, 7]. The authors proposed a chance-constrained programming approach to derive optimal bandwidth assignment and routing of traffic demands while minimizing the network cost and guaranteeing that network flows remain feasible with high probability. Under the assumption that links suffer fading independently, they proposed reformulations to standard MILP models. To the best of our knowledge, the work [8] is the closest to ours. The authors formulated an alternative budget constrained problem for which they present a reliability analysis based on different budgets. Instead of minimizing bandwidth costs, their model aims to maximize the reliability of the network while some budget is not exceeded.

Recently, Coudert *et al.* [9] designed an algorithm to compute the exact reliability of a backhaul network, given a discrete probability distribution on the possible capacities available at each link. The algorithm computes a conditional probability tree which provides an upper and lower bound on the reliability. Then, it improves these bounds by branching in the tree. The authors provided also an algorithm that exploits properties of the conditional probability tree used to calculate reliability of a given network design subject to a limited budget. A computational study showed that the proposed methods can calculate reliability of large backhaul networks.

In contrast to static routing considered in these previous approaches, we leverage in this paper a dynamic routing scheme to further reduce bandwidth utilization. The general idea is that depending on the available capacity on each link, which may vary over time depending on channel conditions, traffic flows can be rerouted on alternative paths with enough capacity. Hence, over provisioning bandwidth is no longer necessary to make sure that traffic requirements are met in almost all conditions. A necessary assumption here is that network state (i.e., modulation at each link)

typically does not change for a period that is long enough with respect to the time required to propagate rerouting decisions.

3 Problem Statement

3.1 System Model

The topology of a microwave network can be modeled as a digraph $G = (V, L)$, where each node $v \in V$ denotes a radio base station and each link $\ell \in L$ represents a microwave link from u to v , with $u, v \in V$. Let $\omega^+(v)$ ($\omega^-(v)$) denotes the set of outgoing (incoming) links of v . The sets of possible bandwidth values is denoted by B , whereas the set of available modulation schemes is denoted by M . But note that not all the links are eligible to every bandwidth/modulation combination. So, $B_\ell \subseteq B$ and $M_\ell \subseteq M$ denote the subsets of bandwidths and modulations, respectively, that can be mapped to a link $\ell \in L$. In practice, each $m \in M$ may refer to the number of symbols in a M -QAM constellation. Also, the capacity of a link is calculated by the product of the bandwidth value (Hz) and the bandwidth efficiency of the selected modulation scheme (bps/Hz). Each bandwidth $b \in B$ installed on some link induces a leasing monetary cost, denoted as COST_b .

The adaptive nature of the used modulation scheme at some point in time given a bandwidth choice made by the operator is captured through a given discrete probability distribution π , such that

$$\sum_{(b,m) \in B_\ell \times M_\ell} \pi_{\ell,bm} = 1, \quad \ell \in L \quad (1)$$

where $\pi_{\ell,bm}$ denotes the probability that modulation m is used together with bandwidth b on link ℓ .

Let's now introduce a notion that will be used extensively in the rest of the paper: a *network configuration* c captures the global radio state of the network at some point in time as it refers to the bandwidth selection and the used modulation scheme on each link. Formally, the binary parameter $a_{\ell,bm}^c$ denote whether link ℓ uses bandwidth b and modulation m within configuration c . Note that only one bandwidth and one modulation value can be associated with each link in a given configuration.

Given some network bandwidth provisioning, we assume also that the used modulations schemes on the different links can be modeled as independent random variables. We believe that this assumption remains reasonable as long as link fades or outages depend more on the characteristics inherent to each link (e.g., distance, topography of the terrain) rather than a common external factor such as the weather. Hence, the probability p^c of a network configuration c can be written as:

$$p^c = \prod_{\ell \in L} \sum_{(b,m) \in B_\ell \times M_\ell} \pi_{\ell,bm} a_{\ell,bm}^c \quad c \in C \quad (2)$$

where C represents the set of all possible configurations.

The main notations used throughout this paper are summarized in Table 1.

Parameters	Definition
V	set of nodes
L	set of links
B	set of possible bandwidths
$B_\ell \subseteq B$	subset of bandwidths available on link $\ell \in L$
M	set of modulation schemes
$M_\ell \subseteq M$	subset of modulations available on link $\ell \in L$
$\pi_{\ell,bm}$	probability that a given bandwidth/modulation pair $(b, m) \in B_\ell \times M_\ell$ is used on link ℓ
C	set of possible configurations
p^c	probability of configuration $c \in C$, as formulated with Equation (2)
D_{sd}	traffic demand from node s to node d
p_{min}	minimum reliability level
$COST_b$	cost associated with bandwidth $b \in B$
$PENAL_1$	penalty factor of demand dissatisfaction
$PENAL_2$	penalty factor of divergence from the probability distribution of the links
Decision variables	
x_c	indicates if configuration c is used
$z_{\ell,b}$	indicates if bandwidth b is used on link ℓ
z_b	bandwidth cost of link ℓ
$y_{\ell,bm}$	amount of unfeasibility w.r.t $\pi_{\ell,bm}$
φ_ℓ^{sd}	flow from $s \in V$ to $d \in V$ on link ℓ
$a_{\ell,bm}$	indicates if $(b, m) \in B_\ell \times M_\ell$ is used on link ℓ
$a_{\ell,bm}^c$	indicates if $(b, m) \in B_\ell \times M_\ell$ is used on link ℓ for configuration $c \in C$
δ_{sd}	unsatisfied flow amount from $s \in V$ to $d \in V$

Table 1: Key Notations

3.2 Optimization Model

Given a set of traffic demands, represented by a matrix $\mathcal{D} = (D_{sd})$, where D_{sd} denotes the amount of traffic from node s to node d , both in V , we introduce here an optimization model where the objective is to assign the bandwidth values on the links of L in such a way to minimize the necessary cost to provision the granted demands with a given reliability level p_{min} , generally close to 1. This probability measure, typically specified by the network operator, constitutes a minimal threshold on the cumulative probability of the configurations retained in the solution. It requires that the determined network provisioning is able to satisfy *almost* all the traffic demands during at least $(p_{min} * 100)\%$ of the time.

Besides, our model encompasses a highly dynamic routing scheme, where the traffic flows can be rerouted on alternative paths from sources to destinations as a result of some shift in the current network configuration. Note however that our problem might not have a solution if one considers only the network configurations that are able to satisfy fully the traffic demands. Hence, the case where some demands are not always correctly provisioned is also considered. In return, this demand dissatisfaction is included in the objective function as a penalty term.

Below are the variables of our model:

- $x_c = 1$: if network configuration c is included in the solution, 0 otherwise.
- $z_{\ell,b} = 1$: if the bandwidth of link ℓ is b over all the selected configurations, 0 otherwise.
- z_ℓ : represents the bandwidth cost of link ℓ .
- $y_{\ell,bm}$: amount of unfeasibility with respect to the modulation probability distribution for a given link $\ell \in L$ and $(b, m) \in B_\ell \times M_\ell$.

Note that it may happen that the marginal probability of a bandwidth and modulation choice for some link over the considered configurations is not equal to the initial probability distribution. The role of $y_{\ell,bm}$ is to increase the reliability level beyond the operator's initial requirement without increasing the bandwidth cost. In fact, as it will become apparent soon, obtaining an initial feasible solution with a very high p_{min} can be very difficult and time-consuming, especially if many configurations have very low probabilities. Alternatively, this variable may drive the solution to a sufficiently close reliability level, though the starting point is a much lower p_{min} .

Our optimization model can be stated as follows:

$$\min \sum_{\ell \in L} z_\ell + \text{PENAL}_1 \sum_{(s,d) \in \mathcal{D}} \sum_{c \in C} \delta_{sd}^c p^c x_c + \text{PENAL}_2 \sum_{\ell \in L} \sum_{(b,m) \in B_\ell \times M_\ell} y_{\ell,bm} \quad (3)$$

subject to:

$$\sum_{c \in C} p^c x_c \geq p_{min} \quad (4)$$

$$\sum_{c \in C} a_{\ell,bm}^c p^c x_c + y_{\ell,bm} = z_{\ell,b} \pi_{\ell,bm} \quad \ell \in L, (b, m) \in B_\ell \times M_\ell \quad (5)$$

$$\sum_{b \in B_\ell} z_{\ell,b} = 1 \quad \ell \in L \quad (6)$$

$$\text{COST}_b z_{\ell,b} \leq z_\ell \quad \ell \in L, b \in B_\ell \quad (7)$$

$$z_{\ell,b} \in \{0, 1\} \quad \ell \in L, b \in B_\ell \quad (8)$$

$$z_\ell \geq 0 \quad \ell \in L \quad (9)$$

$$x_c \in \{0, 1\} \quad c \in C \quad (10)$$

$$y_{\ell,bm} \in [0, 1] \quad \ell \in L, (b, m) \in B_\ell \times M_\ell. \quad (11)$$

Note that in the objective Constraint (3), the terms PENAL_1 and PENAL_2 are positive constants prioritizing the minimization of unsatisfied demand and probability distribution unfeasibility, respectively. δ_{sd}^c is here a constant referring to the amount of unhandled traffic from node s to node d in configuration c . The probability unfeasibility $y_{\ell,bm}$ for each link is determined in Constraints (5) according to the selected configurations (x_c), the assigned bandwidth b ($z_{\ell,b}$) and the used modulation m ($a_{\ell,bm}^c$).

Constraint (4) ensures that the cumulative probability of the selected configurations is no less than the minimum reliability level p_{min} . Constraints (6) ensure that a link ℓ is assigned a unique bandwidth $b \in B_\ell$. Constraints (7) determine the bandwidth cost value for a given link. With constraints (8) and (10), we define explicitly variables $z_{\ell,b}$ and x_c as binary variables. Note that variables z_ℓ are not defined as integers in constraints (9) as integrality is implicitly entailed by

the other constraints. Finally, variables $y_{\ell,bm}$, corresponding to the probability unfeasibility, are defined in constraints (11) as real numbers in the range $[0, 1]$.

Observe that the number of constraints is in the order of $O(|L| \times |B| \times |M|)$. This remains quite reasonable as the number of elements in $B \times M$ is fairly limited in practice.

3.3 An Illustrative Example

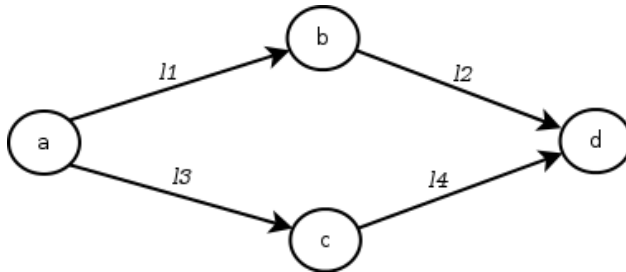


Figure 1: Examples of a 4-node network

Links	π_{ℓ,b_1m_1}	π_{ℓ,b_1m_2}	π_{ℓ,b_2m_1}	π_{ℓ,b_2m_2}
ℓ_1	0.1	0.9	0.2	0.8
ℓ_2	0.2	0.8	0.3	0.7
ℓ_3	0.1	0.9	0.2	0.8
ℓ_4	0.3	0.7	0.4	0.6

Table 2: Modulation discrete probability distributions

Consider the small microwave network shown in Fig. 1 having four links. The following bandwidth and modulation values are available on each link:

- $B = \{b_1 = 7 \text{ MHz}, b_2 = 14 \text{ MHz}\}$
- $M = \{m_1 = \text{QPSK}, m_2 = \text{16-QAM}\}$

Note that the spectral efficiencies of QPSK and 16-QAM are 2 and 4 bps/Hz, respectively. Hence, the capacity of each link ranges from 14 to 64 Mbps. The total number of network configuration is 256. Table 3 shows only the 8 most probable configurations when the bandwidth is set to 7 MHz on each link.

Assume that there is one traffic demand of 40 Mbps from node a to node d , and the required reliability level is 0.85. By assigning just b_1 on each link, it can be seen that each network configuration from c_1 to c_5 is able to carry this demand as at most one link is limited to 14 Mbps, while other ones offer 28 Mbps. The cumulative probability of these configurations is 0.8622, which is more than required. Now, if the reliability level is increased to 0.90, more configurations are needed. However, among the remaining configurations, only c_7 and c_8 can handle a demand traffic greater than 28 Mbps, which is not sufficient. Thus, additional bandwidth is needed which results in higher network cost. Note also that even a reliability level of 0.85 could not be reached if a static routing scheme was used with bandwidth b_1 assigned on each link.

L/M		c_1	c_2	c_3	c_4	c_5	c_6	c_7	c_8
ℓ_1	m_1	0	0	0	0	1	0	0	0
	m_2	1	1	1	1	0	1	1	1
ℓ_2	m_1	0	0	1	0	0	1	0	0
	m_2	1	1	0	1	1	0	1	1
ℓ_3	m_1	0	0	0	1	0	0	1	1
	m_2	1	1	1	0	1	1	0	0
ℓ_4	m_1	0	1	0	0	0	1	1	1
	m_2	1	0	1	1	1	0	0	0
p^c		0.4536	0.1944	0.1134	0.0504	0.0504	0.0486	0.0216	0.0126

Table 3: The 8 most probable network configurations with b_1 .

4 Solution Approach

4.1 Outline

A straightforward solution approach to our model (3)-(11) is to include all the possible network configurations in C : this is clearly intractable even with moderate-size network instances. Alternatively, we describe hereafter a solution process based on the *Column Generation* technique (CG) which splits the original problem into two subproblems: the *Restricted Master Problem* (RMP) and the *Pricing Problem*. The RMP is a linear-relaxed version of the original problem where only a limited subset of configurations are considered, while the pricing is another problem created to generate only the variables (configurations) which have the potential to improve the objective function, i.e., to find variables with negative reduced costs. As depicted in Fig. 2, the process alternates between these two problems until the following optimality condition is satisfied: no more configurations with a negative reduced cost can be derived. At this point, if all the variables of the RMP have integer values, the process is done and the solution is optimal. Otherwise, the RMP is solved again by enforcing integrality constraints on the current variables (or columns) x_c and also $z_{\ell,b}$. This latter solution can be thought as an upper-bound solution of the original problem, not necessarily optimal. Nevertheless, as shown by our experimentations, the gap with the lower-bound LP-relaxed solution is generally very narrow.

The objective of the pricing problem consists in minimizing the reduced cost of variables x_c . The reader who is not familiar with linear programming is referred to the seminal books of [3, 5] for its computation. Indeed, in linear programming, the reduced cost is the amount by which an objective function coefficient would have to decrease before it would be possible for a non basic variable to assume a positive value in the optimal solution. It is therefore written as follows:

$$\overline{\text{COST}}_c = \underbrace{\text{PENAL}_1 \sum_{(s,d) \in \mathcal{D}} \sum_{c \in C} \delta_{sd}^c p^c}_{\text{initial cost of variable } x_c} - \text{COLUMN}_c \cdot u, \quad (12)$$

where COLUMN_c is the column vector associated with variable x_c and u is the dual vector of the linear program associated with (3)-(11) (i.e., where the domain of the binary variables has been changed to $[0,1]$).

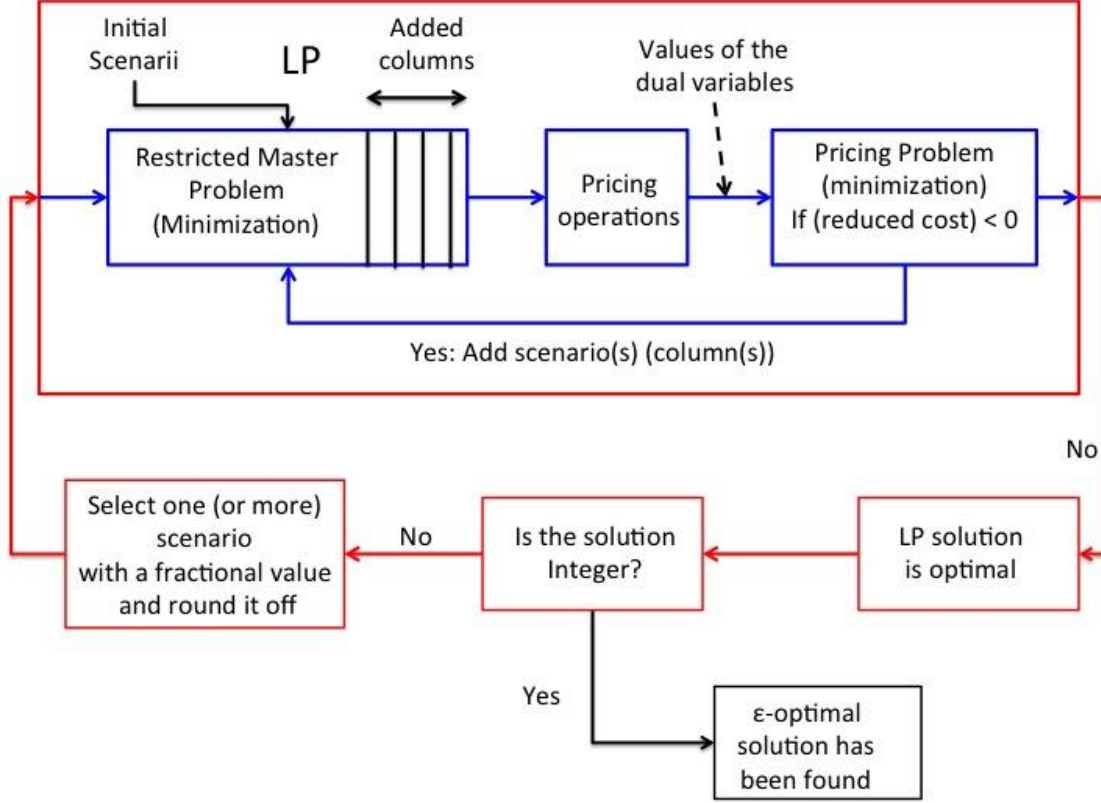


Figure 2: The column generation decomposition technique.

We now omit the c index in order to alleviate the notations. Based on (3)-(5), this leads to:

$$\overline{\text{COST}} = \prod_{\ell \in L} p_{\ell} \left(\text{PENAL}_1 \sum_{(s,d) \in \mathcal{D}} \delta_{sd} - u^{(4)} - \sum_{\ell \in L} \sum_{(b,m) \in B_{\ell} \times M_{\ell}} u_{\ell,bm}^{(5)} a_{\ell,bm} \right) \quad (13)$$

where $u^{(4)}$ (≥ 0) and $u_{\ell,bm}^{(5)}$ (≤ 0) are dual values corresponding to Constraints (4) and (5), respectively. p_{ℓ} represents the probability that the link ℓ uses the affected bandwidth/modulation in the configuration under construction. Here, each variable δ_{sd} represents the unsatisfied flow amount for the demand $(s, d) \in \mathcal{D}$, and each binary variable $a_{\ell,bm}$ indicates if the bandwidth b and modulation m are used on link ℓ . The set of constraints of the pricing problem can be written as follows:

$$p_\ell = \sum_{(b,m) \in B_\ell \times M_\ell} \pi_{\ell,bm} a_{\ell,bm} \quad \ell \in L \quad (14)$$

$$\sum_{\ell \in \omega^-(v)} \varphi_\ell^{sd} - \sum_{\ell \in \omega^+(v)} \varphi_\ell^{sd} = \begin{cases} -D_{sd} + \delta_{sd} & v = s \\ D_{sd} - \delta_{sd} & v = d \\ 0 & \text{otherwise} \end{cases} \quad v \in V, (s, d) \in \mathcal{D} \quad (15)$$

$$\sum_{(s,d) \in \mathcal{D}} \varphi_\ell^{sd} \leq \sum_{(b,m) \in B_\ell \times M_\ell} b \times m \times a_{\ell,bm} \quad \ell \in L \quad (16)$$

$$\sum_{(b,m) \in \text{BM}_\ell} a_{\ell,bm} = 1 \quad \ell \in L \quad (17)$$

$$\varphi_\ell^{sd} \geq 0 \quad \ell \in L, (s, d) \in \mathcal{D} \quad (18)$$

$$a_{\ell,bm} \in \{0, 1\} \quad \ell \in L, (b, m) \in \text{BM}_\ell \quad (19)$$

$$\delta_{sd} \geq 0 \quad (s, d) \in \mathcal{D} \quad (20)$$

$$0 \leq p_\ell \leq 1 \quad \ell \in L \quad (21)$$

where the variable φ_ℓ^{sd} represents the amount of flow transported from node s to node d . Constraints (15) enforce the flow conservation at each node, while constraints (16) limit the flow carried on each link to the transport capacity as defined by the selected bandwidth/modulation pair. Constraints (17) ensure that a unique pair bandwidth/modulation is selected for link ℓ .

Unfortunately, finding exact solutions to this problem is rather challenging as the objective function includes a highly non convex term (product of p_ℓ variables). In the sequel, a heuristic approach is proposed with the aim to find high-quality solutions in a timely manner.

4.2 Modified Column Generation (MCG) heuristic

The main difficulty to solve the pricing problem stems from the presence of a non convex term in the objective. However, it can be easily seen that this term ($\prod_{\ell \in L} P_\ell$) does not affect the sign of the objective value, as it is the product of positive quantities. Hence, if the reduced cost of some configuration is negative, it will still be the case if this term is omitted from the objective. So, the modified pricing problem becomes a regular MILP that can be solved with off-the-shelf solvers. Obviously, this trick does not apply without some loss in the solution quality. In fact, nothing prevents now from getting configurations with very low probabilities. As a result, compared to exact pricing solutions, much more iterations between the RMP and the pricing may be required to build the final solution.

To mitigate this effect, we consider only the configurations that satisfy the totality of the traffic requirements (i.e., $\delta_{sd} = 0, \forall (s, d) \in \mathcal{D}$). Furthermore, the speed of the resolution process is increased by trying to add several configurations in one iteration. To this end, we define a local search heuristic which looks for other configurations with negative reduced cost starting from the one returned by the modified pricing. Such configurations, called neighbor configurations, are found by modifying only the modulation of a number of randomly selected links while ensuring the satisfaction of the traffic requirements. Algorithm 1 describes the process.

Fig. 3 represents the overall resolution process, where a post-optimization procedure is applied after the final ILP resolution of the RMP. This procedure works as follows: it first selects the

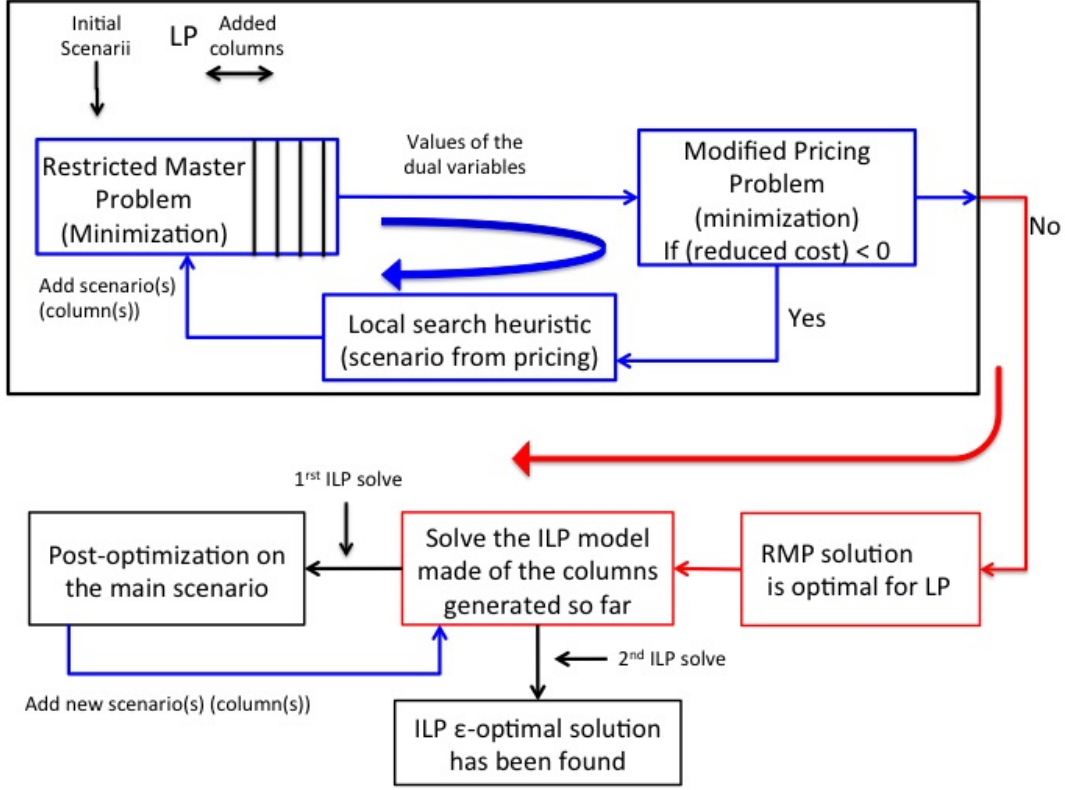


Figure 3: Overall resolution process with the MCG heuristic

configuration c that has the highest probability among those that were selected by the ILP resolution of the RMP. Note that the bandwidth assignment is already done at this stage. Then, additional configurations are derived by modifying the modulation of some randomly chosen links of c . This modified pricing problem is used to verify the existence of a routing solution for these configurations. If so, they will be added to the solution. This contributes to increase the network reliability without increasing the bandwidth cost.

4.3 Initial Solution of the RMP

A certain number of network configurations must be given to the RMP model in order to obtain the first feasible solution of the problem. In particular, as stated in (4), the cumulative probability of these configurations must be no less than p_{\min} . Finding such configurations can be tedious for large network instances and high values of p_{\min} .

We tackle this issue by solving a modified version of the RMP, where the objective function is rewritten as follows:

$$\max \sum_{c \in C} p^c x_c - \text{PENAL}_1 \sum_{(s,d) \in \mathcal{D}} \sum_{c \in C} \delta_{sd}^c p^c x_c \quad (22)$$

So, our aim here is to generate as many configurations as possible, in particular those that are

Algorithm 1: Local Search Heuristic

Input : a configuration c with negative reduced cost ($redcost(c) < 0$)
Output: a set of configurations N_c
 $iter \leftarrow 1$; $\bar{c} \leftarrow c$; $N_c \leftarrow \emptyset$
while $iter \leq \#MaxIter$ **do**
 $I(\bar{c}) \leftarrow$ a set of Δ neighbor configurations of \bar{c}
 foreach $c' \in I(\bar{c})$ **do**
 if $redcost(\bar{c}) < 0$ **then**
 $N_c \leftarrow N_c \cup \{\bar{c}\}$
 end
 end
 $\bar{c} \leftarrow \arg \min_{c' \in I(\bar{c})} redcost(c')$
 $iter \leftarrow iter + 1$
end
return N_c

able to satisfy all the traffic demands, so that constraint (4) holds. Naturally, this latter constraint is dropped from the formulation.

The objective function of the corresponding pricing problem needs to be modified to reflect the new reduced cost. It can be written as:

$$\max \prod_{\ell \in L} p_{\ell} \left(\left(1 - \text{PENAL}_1 \sum_{(s,d) \in \mathcal{D}} \delta_{sd} \right) - \sum_{\ell \in L} \sum_{(b,m) \in B_{\ell} \times M_{\ell}} u_{\ell,bm}^{(5)} a_{\ell,bm} \right) \quad (23)$$

while the set of constraints is not modified.

Again, we work around the non-linearity in the objective using the heuristic approach described in the previous section. As the objective now is a maximization, a new configuration will be added to the initial RMP if its reduced cost is strictly positive. Finally, the process switches to the main RMP model as soon as a feasible solution is obtained.

5 Numerical Results

In this section, we describe and discuss several numerical experiments that have been conducted to evaluate the computational performance of our approach and the quality of the obtained provisioning solutions. The experimental problem data consists in a set of real-world network topologies proposed by SNDlib [17] with the traffic demands rescaled as in [8]: Atlanta (15 nodes, 44 links), Polska (12 nodes, 36 links), France (25 nodes, 90 links) and Germany50 (50 nodes, 176 links) (see Fig. 4).

Each link can be assigned a bandwidth of 7 MHz, 14 MHz or 28 MHz. Available modulation and coding schemes for these bandwidths, their bandwidth efficiency and required SNR levels are presented in Table 4. In sum, 18 bandwidth/modulation pairs are available on each link. Note that the network instances as well as the radio parameters are identical to those used in [8]. According to the Vigants-Barnett radio fading model [18], we observe that most of the time, each link will be transmitting at the highest modulation.

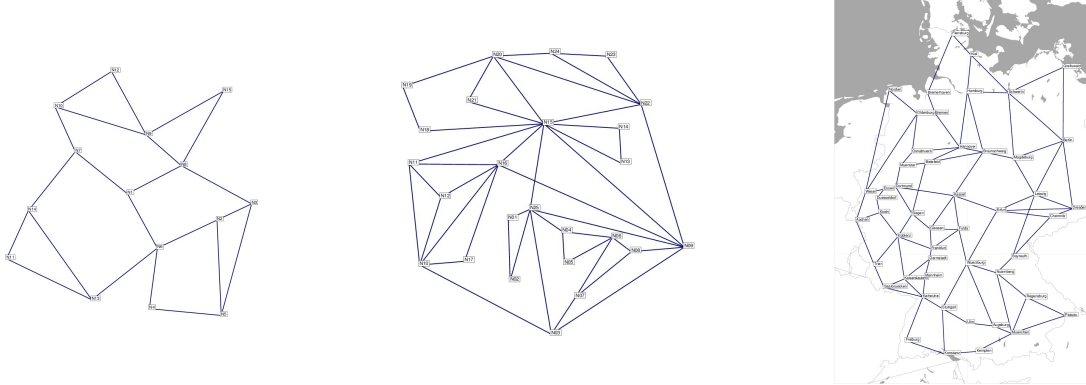


Figure 4: Three used topologies (from left to right, Atlanta, France, Germany50) [17]

Besides, the monetary cost of 1 MHz of bandwidth is set to \$1000. Note also that the overall resolution time is limited to two hours. Other relevant parameters are: $p_{\min} = 0.9$; $\text{PENAL}_1 = 40,000$; $\text{PENAL}_2 = 50$. These values are chosen with the aim to obtain solutions that are more focused on satisfying almost fully traffic demands rather than achieving a very high reliability level.

MCS	Bandwidth efficiency (bps/hz)	Required SNR (dB)
<i>m1</i> : 16-QAM coded	3.6	21.02
<i>m2</i> : 16-QAM uncoded	4.0	21.02
<i>m3</i> : 64-QAM coded	5.4	27.45
<i>m4</i> : 64-QAM uncoded	6.0	27.45
<i>m5</i> : 256-QAM coded	7.2	33.78
<i>m6</i> : 256-QAM uncoded	8.0	33.78

Table 4: Modulation schemes and bandwidth efficiency

5.1 Resolution process

First, let us point out that the high variability of the probability distributions described above and the independence between link probabilities produce a tremendous number of possible configurations with very low probability value. In order to prevent generating such meaningless configurations, e.g., with probability of the order of 10^{-75} , the following restriction is added to the pricing problem: $p_\ell \geq 0.1$ for $\ell \in L$.

Topology	Polska	Atlanta	France	Germany50
# Total conf.	606	635	629	454
# Used conf.	78	16	102	17

Table 5: Column Generation Process

For each considered topology, Table 5 shows that the total number of configurations generated by our solution process, using the MCG heuristic, represents only a tiny fraction of the overall number of possible configurations, i.e., $\prod_{\ell \in L} |B_\ell \times M_\ell|$. That means that our solution process focuses primarily on the most significant configurations in terms of probability and demand satisfaction.

Also, we can observe that the best solutions in terms of cost will retain only a limited number of configurations while reaching the desired reliability level. Note that most generated configurations satisfy all traffic demands, i.e., $\delta_{sd} = 0$ for all $(s, d) \in \mathcal{D}$.

5.2 Solution quality

We evaluate here the quality of the solutions obtained by our optimization model using the MCG heuristic. Fig. 5 shows, for each network topology, the cost saving that can be achieved by the network operator compared to the worst case where the highest cost bandwidth is provisioned on every link. We observe a significant cost saving ranging from 33% to 45%, while reaching a high reliability level. This gain is more noticeable with larger networks, but it goes with some decrease of the service reliability. This is due in part to the additional constraint on p_ℓ ($p_\ell \geq 0.1$), but mainly to the fact that it is much harder to achieve the same reliability when the network is constituted by more links as configuration probabilities tend to zero. For instance with Germany50, for a configuration c where each link $\ell \in E$ is such that $p_\ell = 0.9$, we have $p_c = 0.9^{176} \simeq 10^{-8}$.

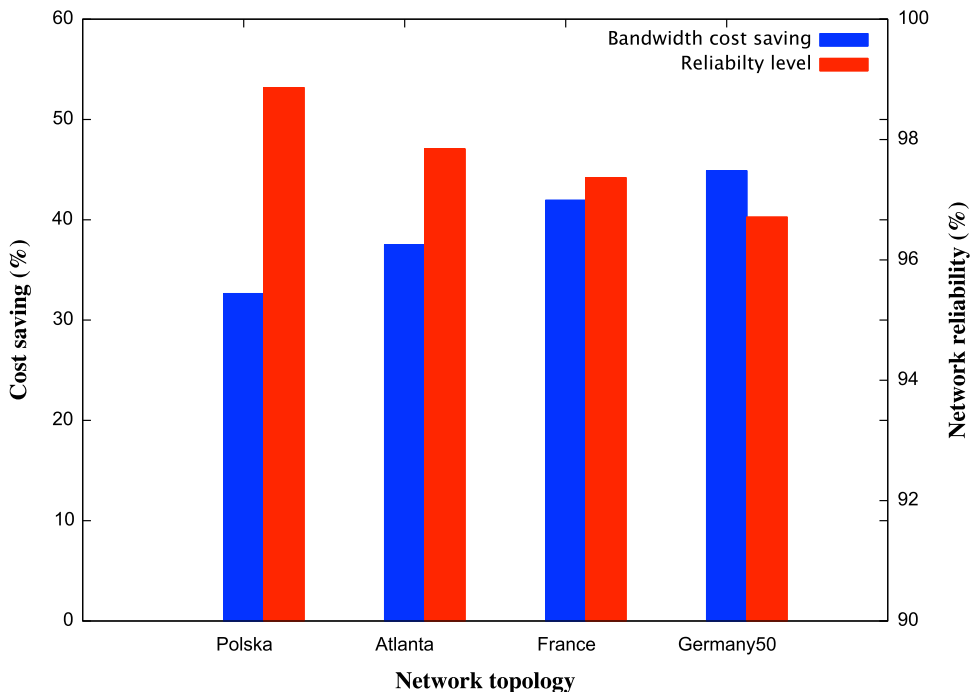


Figure 5: Cost saving vs. the worst case

Another way to assess the performance of our method is to measure the reliability gaps between our solutions and the worst case provisioning. As depicted in Fig. 6, one can see that the reliability level is only slightly compromised while the bandwidth cost is significantly reduced.

5.3 Comparison with some results from [8]

We compare here our results with those reported by Claßen *et al.* [8]. First, let us note that the problem addressed in [8] has a different objective: reliability maximization for a fixed budget

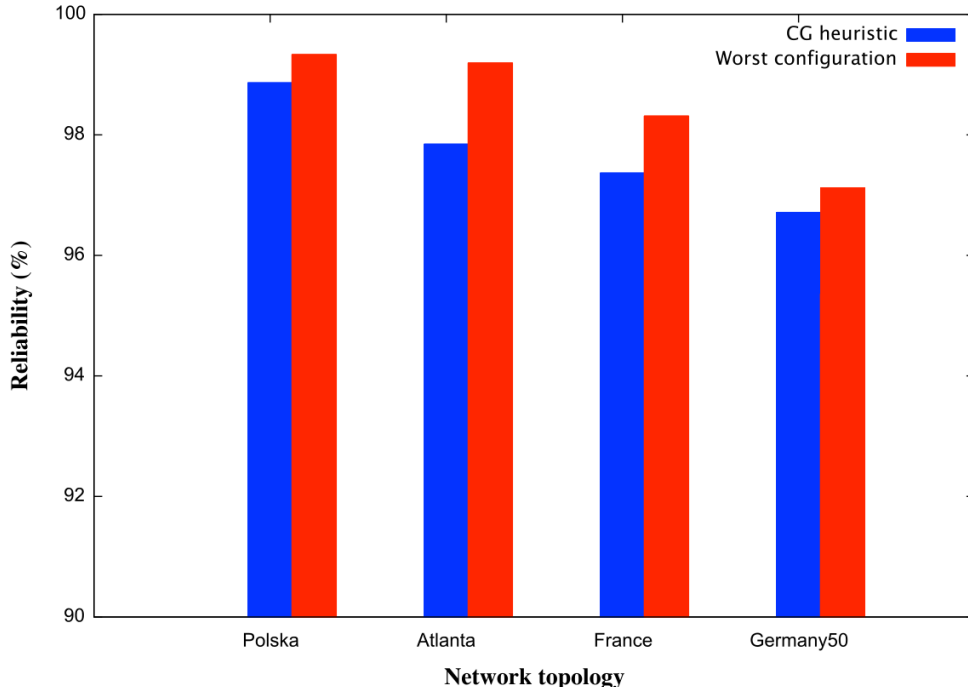


Figure 6: Reliability vs. the worst case

	Polska	Atlanta	France	Germany50
CG-MCG	7	32	131*	148*
Budget-constrained [8]	21	120	nf	–

*: CG process is stopped after 2 hours.

nf: no feasible solution was reported, – : not considered.

Table 6: Resolution time (minutes)

or cost. Furthermore, the derived routing scheme is static (i.e., does not depend on the current radio conditions). The problem is solved multiple times for decreasing budgets until no solution can be found. While this approach allows finding a good compromise between cost and reliability, its drawback lies in its very long required computational time in order to find the minimum cost solution.

In case of budget-constrained model, the reported solutions, which were obtained using the fastest method (i.e., adding cutset inequalities), achieve 36%, 39% and 40% of cost savings for Polska, Atlanta and France networks, respectively (Germany50 has not been considered in [8]). Results depicted in Fig. 7 show that, using the methods presented in this paper, we obtained a lower cost for Atlanta and France. Whereas, Fig. 8 shows that achieved reliabilities are inferior by no more than 1% for Polska and Atlanta, while our approach performs better on the France instance as no solution has been found using the budget-constrained model with the same cost.

In sum, budget-constrained model provides better solutions for small network instances while our approach based on column generation scales much better. We even believe that obtaining feasible solutions with the budget-constrained approach in a reasonable amount of time is very unlikely

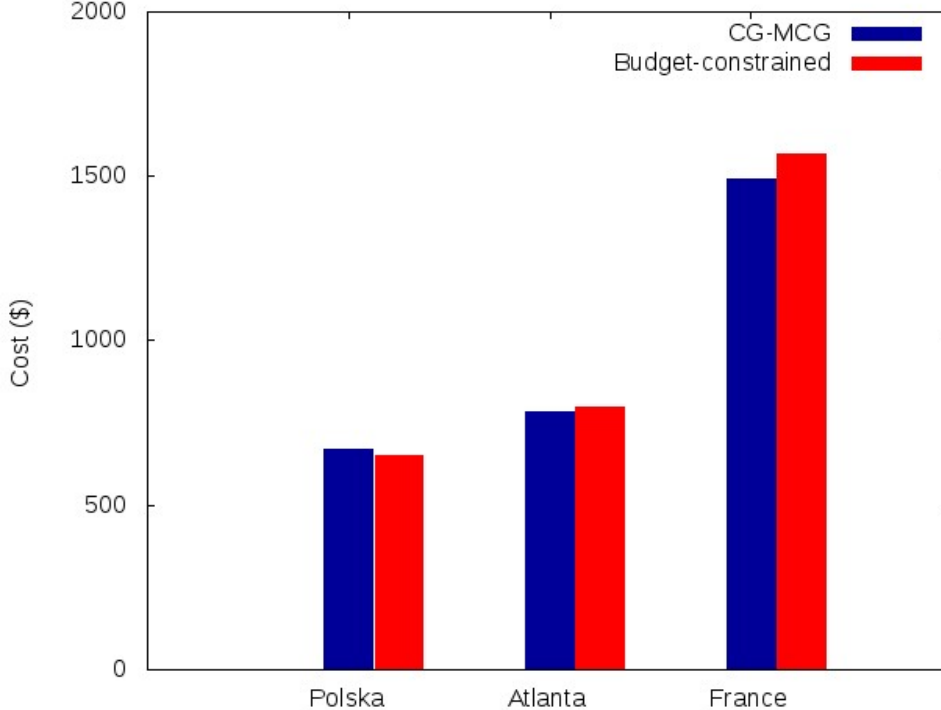


Figure 7: Cost comparison with [8]

for large instances, such as Germany50. Table 6 summarizes a comparison of the computation times required in both cases with a similar cost. Not only our approach is the fastest one, but it also provides good results for large instances in a relatively limited amount of time.

6 Conclusion

In this paper, we have introduced an optimization model for the minimal-cost bandwidth provisioning in microwave networks under unreliable channel conditions. The model formulated initially as mixed-integer linear program was solve using the a column generation-based decomposition approach to separate the bandwidth assignment from traffic routing that depends on the current network’s state. Each valid solution must conform to a minimum operator-specified reliability level in presence of fluctuations in the transport capacity of links. As our model raises a number of difficulties due the non-convexity of the pricing subproblem, a computationally-efficient heuristic has been proposed. Numerical results confirm the substantial operational costs gains that can be made while achieving a satisfactory reliability level. Also, the potential of our approach on large scale instances has been assessed. In particular, our approaches was able to solve instances that were not reachable by previous methods.

As future work, we plan to improve the heuristic used to solve the pricing problem in order to increase the reliability of the solutions, and eventually find solutions with smaller cost. We would also like to propose a fixed budget formulation in order to build the Pareto front of the solution space. Moreover, correlation between the links fades due to environmental (weather) conditions

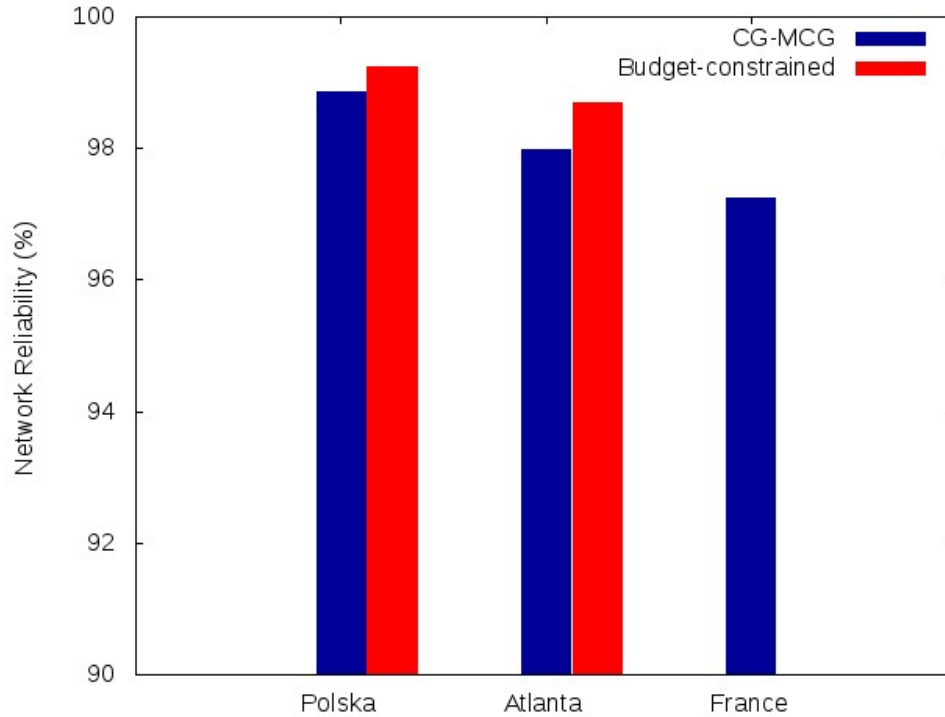


Figure 8: Reliability comparison with [8]

will be a subject of a thorough investigation.

References

- [1] H. Anderson. *Fixed Broadband Wireless System Design*. John Wiley & Sons, first edition, 2003.
- [2] M. O. Ball. Computational complexity of network reliability analysis: An overview. *IEEE Transactions on Reliability*, 35(3):230–239, 1986.
- [3] M. Bazaraa, J. Jarvis, and H. Sherali. *Linear Programming and Network Flows*. Wiley, New York, 1977.
- [4] T. B. Brecht and C. J. Colbourn. Lower bounds on two-terminal network reliability. *Discrete Applied Mathematics*, 21(3):185 – 198, 1988.
- [5] V. Chvatal. *Linear Programming*. Freeman, 1983.
- [6] G. Claßen, D. Coudert, A. M. C. A. Koster, and N. Nepomuceno. Bandwidth assignment for reliable fixed broadband wireless networks. In *12th IEEE International Symposium on a World of Wireless Mobile and Multimedia Networks (WoWMoM 2011)*, pages 1–6, 2011.

- [7] G. Claßen, D. Coudert, A. M. C. A. Koster, and N. Nepomuceno. A chance-constrained model & cutting planes for fixed broadband wireless networks. In *5th International Network Optimization Conference (INOC 2011)*, volume 6701 of *LNCS*, pages 37–42. Springer, 2011.
- [8] G. Claßen, D. Coudert, A. M. C. A. Koster, and N. Nepomuceno. Chance-Constrained Optimization of Reliable Fixed Broadband Wireless Networks. *INFORMS Journal on Computing*, 26(4):893–909, 2014.
- [9] D. Coudert, J. Luedtke, E. Moreno, and K. Priftis. Computing and maximizing the exact reliability of wireless backhaul networks. In *International Network Optimization Conference*, Lisbon, Portugal, Feb. 2017.
- [10] S. Dominiak, N. Bayer, J. Habermann, V. Rakocevic, and B. Xu. Reliability analysis of IEEE 802.16 mesh networks. In *2nd IEEE/IFIP International Workshop on Broadband Convergence Networks, BcN 2007*, pages 1–12, 2007.
- [11] A. Goldsmith and S.-G. Chua. Variable-rate variable-power MQAM for fading channels. *IEEE Trans. Commun.*, 45:1218–1230, 1997.
- [12] A. Goldsmith and S.-G. Chua. Adaptive coded modulation for fading channels. *IEEE Trans. Commun.*, 46(5):595–602, 1998.
- [13] P. Hansen, B. Jaumard, and G.-B. D. Nguetse. Best second order bounds for two-terminal network reliability with dependent edge failures. *Discrete Applied Mathematics*, 96(97):375–393, 1999.
- [14] F. C. Kuo, F. A. Zdarsky, J. Lessmann, and S. Schmid. Cost-efficient wireless mobile backhaul topologies: An analytical study. In *Global Telecommunications Conference (GLOBECOM 2010)*, 2010 *IEEE*, pages 1–5, Dec 2010.
- [15] marketsandmarkets.com. Mobile and wireless backhaul market by equipment (microwave, millimeter wave, sub 6 ghz, test and measurement), by services (network, system integration, professional) - worldwide market forecasts and analysis to 2015 - 2020, December 2015.
- [16] N. Nepomuceno. *Network optimization for wireless microwave backhaul*. PhD thesis, Ecole doctorale STIC, Université Nice-Sophia Antipolis, Dec. 2010.
- [17] S. Orłowski, R. Wessälly, M. Pióro, and A. Tomaszewski. Sndlib 1.0 - survivable network design library. *Networks*, 55(3):276–286, 2010.
- [18] A. Vigants. Space-diversity engineering. *Bell System Technical Journal*, 54(1):103–142, 1975.