



**HAL**  
open science

# Solving Time Domain Audio Inverse Problems using Nonnegative Tensor Factorization

Cagdas , Bilen, Alexey Ozerov, Patrick Pérez

► **To cite this version:**

Cagdas , Bilen, Alexey Ozerov, Patrick Pérez. Solving Time Domain Audio Inverse Problems using Nonnegative Tensor Factorization. *IEEE Transactions on Signal Processing*, 2018, 66 (21), pp.14. hal-01669825

**HAL Id: hal-01669825**

**<https://inria.hal.science/hal-01669825>**

Submitted on 21 Dec 2017

**HAL** is a multi-disciplinary open access archive for the deposit and dissemination of scientific research documents, whether they are published or not. The documents may come from teaching and research institutions in France or abroad, or from public or private research centers.

L'archive ouverte pluridisciplinaire **HAL**, est destinée au dépôt et à la diffusion de documents scientifiques de niveau recherche, publiés ou non, émanant des établissements d'enseignement et de recherche français ou étrangers, des laboratoires publics ou privés.

# Solving Time Domain Audio Inverse Problems using Nonnegative Tensor Factorization

Çağdaş Bilen, Alexey Ozerov, and Patrick Pérez

**Abstract**—Nonnegative matrix and tensor factorization (NMF and NTF) are important tools for modeling nonnegative data, which gained increasing popularity in various fields, a significant one of which is audio processing. However there are still many problems in audio processing, for which the NMF (or NTF) model has not been successfully utilized. In this work we propose a new algorithm based on NMF (and NTF) in the short-time Fourier domain for solving a large class of audio inverse problems with missing or corrupted time domain samples. The proposed approach overcomes the difficulty of employing a model in the frequency domain to recover time domain samples with the help of probabilistic modeling. Its performance is demonstrated for the applications such as audio declipping and declicking (never solved with NMF/NTF modeling prior to this work), joint audio declipping/declicking and source separation (never solved with NMF/NTF modeling or any other method prior to this work), compressive sampling recovery and informed source separation (a low complexity encoding scheme that is possible with the proposed approach and has never been proposed prior to this work).

## I. INTRODUCTION

Nonnegative matrix factorization (NMF) [1] and nonnegative tensor factorization (NTF) [2] decompositions have recently found great success in applications to audio modeling, notably for source separation [3]–[5], compression [6], [7], music transcription [8], [9] and audio inpainting [10]–[12]. Within all these applications the power-spectrograms of single-channel or multichannel audio signals (usually powers of their short-time Fourier transforms (STFT)) are decomposed using NMF or NTF models.

However, these methods address quite poorly the situations when some chunks or samples of audio signals are missing in time domain, as for example in the situations of audio declipping or declicking, as described in a general audio inpainting paper [13]. Indeed, the NMF/NTF-based audio inpainting methods [10]–[12] assume that the audio data is missing directly in the corresponding time-frequency domain, usually the STFT domain. This is in fact the most convenient situation since the modeling itself is formulated in the STFT domain, and thus it becomes quite easy to take properly into account the missing values. In the case of audio with missing samples in the time domain, one can convert the missing information into an STFT domain formulation by simply assuming that all the STFT frames corresponding to missing time samples are missing in entirety. However, this

will often lead to the loss of a huge amount of available information. Indeed, for example in the case of a clipped audio every STFT frame may be clipped, thus this naive solution would lead to considering the whole signal to be missing, even though there is perhaps only 20 % of the signal that is clipped in the time domain. Another problem of NMF/NTF-based audio inpainting methods [10]–[12] which consider fully-missing STFT coefficients is that NMF/NTF models are phase-invariant and thus they only allow estimating the magnitudes of the missing coefficients. As a result, the phase information, which is very important for audio perceptual quality, still needs to be reconstructed somehow. A popular approach by Griffin and Lim [14] is usually used for the phase reconstruction, but it performs quite poorly in many situations. As an alternative, a so-called high resolution NMF (HR-NMF) approach was proposed [15], [16]. This approach extends the NMF to model temporal dependencies between time-frequency bins, which yields better phase estimates. However, for the moment this approach is quite computationally expensive and it is limited to harmonic sounds. At the same time, when some samples are missing in the time domain and one manages to estimate properly the phase-invariant NMF model and the missing samples from these observations, the resulting phase estimates should be better than those obtained via Griffin and Lim’s approach [14], since missing samples in time domain does not mean completely discarding the phase information in the STFT domain.

In this work, we propose a new approach allowing the estimation of lost time domain audio samples of audio sources and/or their mixture via applying a low-rank NMF/NTF model to energy distribution of the signals in the time frequency domain. The proposed method uses Itakura Saito (IS) divergence [4] for measuring how well the given NMF/NTF model parameters are able to estimate the signal variances while using all the information available from all of the known time domain samples from the sources and/or the mixture. The model parameters are estimated using a generalized expectation-maximization (GEM) algorithm [17] and Wiener filtering [18] is used to recover the unknown signals. Unlike some other approaches that directly apply NMF/NTF model on the STFT coefficient magnitudes or powers, the proposed approach is formulated as a probabilistic Gaussian model on the complex-valued STFT coefficients which enables to estimate the NMF/NTF model in a *maximum likelihood (ML)* sense directly from the time domain observations, thus avoiding sub-optimally converting this missing information into the STFT domain. Furthermore, thanks to the flexibility of the NMF/NTF representations, the proposed framework can

Ç. Bilen is with University of Strasbourg, France, e-mail: cagdas@unistra.fr.

A. Ozerov and P. Pérez are with Technicolor, France, e-mail: alexey.ozarov@technicolor.com; patrick.perez@technicolor.com.

This work was partially supported by ANR JCJC program MAD (ANR-14-CE27-0002).

take into account mixtures of several sources, where both the sources and the mixtures can be partially or fully-missing in time domain. Last but not least, when the observed signals are not only lost but also corrupted, such as by noise or quantization, these corruptions can also be taken into account in the proposed approach. Within this general formulation the proposed framework is not limited to audio inpainting, but also becomes useful for different new applications related to audio compression, enhancement and source separation. This work builds on several previous conference/workshop publications [19]–[24] by the authors. Particular instances of the proposed approach for some specific applications have been presented in [19]–[21] and summarized in [22]. In this paper, we provide a generalized formulation that is applicable but not limited to these specific applications and present more comprehensive and extended experimental results, notably we provide new experiments on compressive sampling recovery. Audio source separation approach presented in [23] falls within this general formulation as well, but it is not considered here for conciseness. Finally, while we here formulate the framework in the case of single-channel audio mixtures, its extension to the multichannel case is straightforward, which has been demonstrated in [24] for the declipping application.

The rest of this paper is organized as follows. Some applications for which the proposed approach can be useful, are described in Section II. The problem is formally defined in Section III and the proposed algorithm to solve this problem is described in Section IV. Experiment results for various applications are given in Section V and lastly final remarks and conclusions are presented in Section VI.

## II. SOME RELEVANT APPLICATIONS

The proposed approach is useful in (but not limited to) several applications, both new and existing, which are summarized as follows.

*a) Time Domain Audio Inpainting:* The problem of recovering audio samples that are lost or corrupted is often called audio inpainting. We use the term “time domain audio inpainting” to refer to the problems with missing or corrupted time domain audio samples as opposed to the audio inpainting problems with missing samples in the STFT domain, for which NMF/NTF models are already being used prominently. Two specific instances of the time domain audio inpainting problem are called audio declipping and audio declipping, in which one recovers the time domain audio samples that are lost due to clipping and clicking effects caused by audio recording and compression processes. The declipping problem in particular provides additional challenges with respect to the general time domain audio inpainting problem, because it often includes additional constraints for the time domain signal to be estimated. In the recent years, the models based on sparse, cospase or group-sparse representations in certain dictionaries are shown to be performing best to solve these problems [13], [25]–[28]. Despite the success of modeling audio signals with low rank NMF representations, the time domain audio inpainting problem, especially with the additional constraints in audio declipping, is not trivial to solve with an NMF/NTF model in

the time-frequency domain. This is possibly the main reason why these models have not been utilized in time domain audio inpainting problems successfully. The proposed approach can overcome this limitation and provides a new perspective on time domain audio signal recovery with equivalent or better performance than the state of the art.

*b) Joint audio inpainting and source separation:* The audio source separation is a well known problem for which the NMF/NTF modeling in the time-frequency domain is shown to be quite successful. However in all source separation problems, the audio mixture is assumed to be known perfectly whereas in practice the mixture can also have missing or corrupted samples in time domain. Such a source separation problem with an incomplete and/or corrupted mixture is in fact a new problem that we introduce and address in this work, which, to our knowledge, can not be properly solved by any of the existing source separation approaches in the literature, except by sequentially performing audio inpainting followed by source separation on the reconstructed mixture. The latter sequential approach can be quite suboptimal since neither of these two tasks use all of the information efficiently. The problem of jointly performing the two tasks is for the first time addressed by our proposed approach, which can recover the signal in a way that is more consistent with the multiple source nature of the corrupted mixture while simultaneously estimating the individual sources.

*c) Compressive Sampling Recovery:* Compressive sampling [29] is the theory and application of randomly subsampling a signal that is known to be compressible (e.g., with sparse or low rank representations) in an incoherent domain and making sense of the random samples by using the prior information of compressibility. As our algorithm is well fitted for time domain audio inverse problems, the reconstruction of the randomly sampled audio signals is another field of application for which it can be useful. Looking from the compressive sampling perspective, the compressible characteristics of the audio signals exploited by our algorithm are two fold: i) the significant reduction of the probability space of the possible solutions given the known samples, through the maximum likelihood estimate ii) the further reduction of the possible solutions through the low rank modeling of the NMF/NTF representation in the STFT domain. This application can in fact be seen as another instance of audio inpainting, however we have investigated it separately as the random subsampling changes the characteristic of the problem with respect to the other more typical audio inpainting problems such as audio declipping.

*d) Compressive sampling-based informed source separation:* Informed source separation (ISS) [7], [30] is a variant of source separation that is in fact a source compression problem assuming that the mixture is known. The ISS problem can be defined as the problem of encoding multiple audio sources to create a bitstream (also called a *side-information*) so that the audio from the sources can be recovered given the bit stream and the mixture of the sources. The main difference of ISS from joint compression of multiple audio signals is the assumption that the mixture is available at both encoding and decoding stages. Several ISS methods were proposed [7], [30],

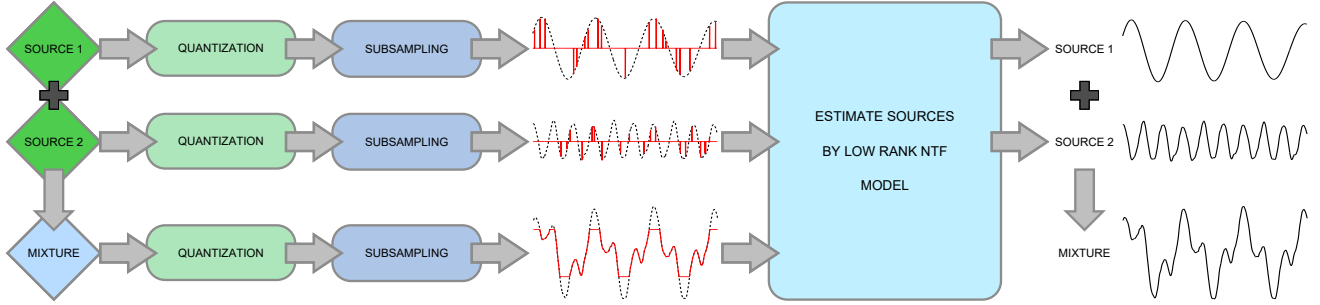


Fig. 1: The general framework of the proposed algorithm illustrating recovery of a mixture signal and its sources from a subset of the quantized samples of the sources and/or the mixture.

[31] including those based on the NTF modeling [7], [30]. In all these approaches the encoding stage is usually more complex and computationally expensive than the decoding stage. The framework proposed in this work can be used to realize a new variant of ISS that we call *compressive sampling-based ISS (CS-ISS)*, where the computational complexity is moved from the encoder to the decoder side by reducing the encoder to simply subsampling the sources in a random and independent fashion and quantizing the samples. The proposed algorithm can then be used to recover the sources at the decoder side given the encoded samples and the mixture, similar to the case of compressive sampling recovery. This new approach is inline with both the compressive sampling [29] paradigm, since the sampling is random and in a sufficiently incoherent domain, and with the distributed source/video coding [32], [33], since the posterior source dependencies (the sources are highly correlated *a posteriori* given the mixture) and the source structure are exploited only at the decoding stage, thus allowing the complexity shift. The CS-ISS also allows independent structures between the encoder and the decoder, i.e., the decoder algorithm can be modified without the need to change the encoder and the encoded bitstream.

### III. PROBLEM DEFINITION

Let us consider a single-channel<sup>1</sup> mixture that is composed of  $J$  sources, among which each of the sources and/or the mixture might be fully, or partially observed and/or corrupted with noise (e.g., quantization noise). For a mixture of length  $T$ , the mixture samples,  $x''_t$ ,<sup>2</sup> are measured at a subset  $\Xi'' \subset \llbracket 1, T \rrbracket$  of the entire time domain. Hence, the measured mixture samples can be represented in terms of in general unknown source samples,  $s''_{jt}$ ,  $j \in \llbracket 1, J \rrbracket$ , as

$$x''_t = \sum_{j=1}^J s''_{jt} + a''_t, \quad \forall t \in \Xi'', \quad (1)$$

where  $a''_t$  represents the noise on the measurement sample due to various effects such as quantization. Furthermore, the

<sup>1</sup>For sake of simplicity, we only consider the single-channel case here. The proposed algorithm in this paper can be readily extended to multichannel case in a similar way as it is done in [24] for the declipping application.

<sup>2</sup>Throughout this paper the time domain signals will be denoted by letters with two primes, e.g.,  $x''$ , the framed-time domain signals by letters with one prime, e.g.,  $x'$ , and complex-valued STFT coefficients by letters with no prime, e.g.,  $x$ .

individual sources may also be sampled at known subsets of the support  $\Omega''_j \subset \llbracket 1, T \rrbracket$ ,  $j \in \llbracket 1, J \rrbracket$  to obtain measured source samples,  $y''_{jt}$ , such that

$$y''_{jt} = s''_{jt} + b''_{jt}, \quad \forall t \in \Omega''_j, \forall j \in \llbracket 1, J \rrbracket \quad (2)$$

where  $b''_{jt}$  represents the noise for samples of each source. Lastly, for some problems such as declipping, we may also be given a set of  $C$  constraints,  $\Gamma''_c(s'')$ ,  $c \in \llbracket 1, C \rrbracket$ , where each constraint,  $\Gamma''_c(s'')$ , is in one of the following forms:

$$s''_{j_c t_c} \geq \gamma''_c, \quad s''_{j_c t_c} \leq \gamma''_c, \quad \sum_{j=1}^J s''_{j t_c} \geq \gamma''_c, \quad \sum_{j=1}^J s''_{j t_c} \leq \gamma''_c \quad (3)$$

in all of which  $\gamma''_c$  is a known constant and  $t_c$  and  $j_c$  are known time and source indices respectively.

**Generalized Time Domain Audio Inverse Problem:** Given all of the above definitions, we define the generalized audio inverse problem in time domain as that of recovering the sources,  $\{s''_{jt}\}_{\forall t, j}$  (and hence their mixture), given the noisy and incomplete measurements,  $\{y''_{jt}\}_{\forall t \in \Omega''_j, \forall j}$  and  $\{x''_t\}_{\forall t \in \Xi''}$ , such that the constraints,  $\{\Gamma''_c(s'')\}_{\forall c}$ , are satisfied.

### IV. THE PROPOSED APPROACH

A simple illustration of the generalized time domain audio inverse problem is shown in Figure 1, whereas the proposed algorithm in this work to solve this problem is illustrated in Figure 2. The individual steps of the proposed approach are explained in detail through the following subsections.

#### A. Redefining the Problem for a Frequency Domain Solution

The problem defined in Section III deals with constraints and unknowns in time domain, and as a result solving it with an approach that utilizes STFT domain constraints (such as the NTF model that will be introduced in Section IV-B) can be computationally heavy and even intractable. To rectify this issue, we will introduce the framed-time domain and STFT domain notations, using which, we will define a modified problem that is much easier to handle.

The framed-time domain (or sometimes called windowed-time domain) is the representation of the time domain signal after it is split into (often overlapping) frames of fixed length,  $F$ , and multiplied by a fixed windowing function. Assuming that the total number of frames is  $N$ , the notations

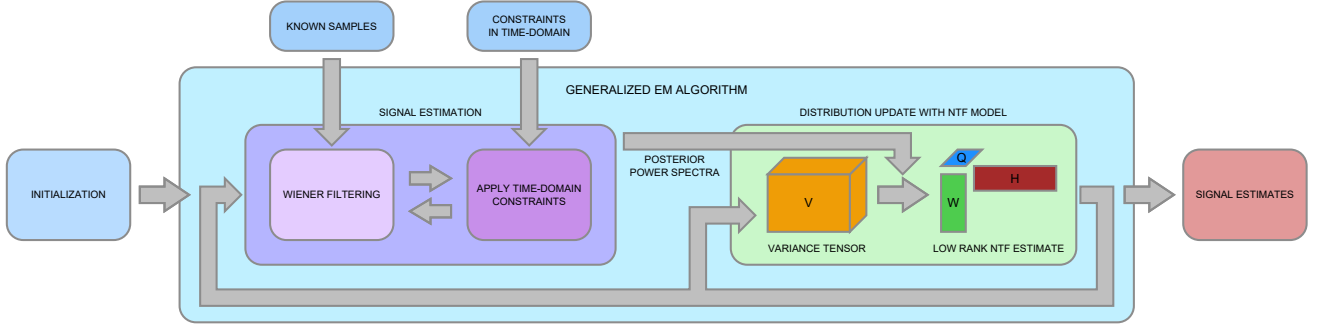


Fig. 2: Illustration of the proposed algorithm to solve the generalized time domain audio inverse problem.

$x'_{fn}, y'_{fn}, s'_{fn}, a'_{fn}, b'_{fn}, \Xi'_n \subset \llbracket 1, F \rrbracket, \Omega'_{jn} \subset \llbracket 1, F \rrbracket$  represent the framed-time domain counterparts of the time domain notations defined in Section III for the source  $j \in \llbracket 1, J \rrbracket$ , the intra-frame index  $f \in \llbracket 1, F \rrbracket$  within the frame  $n \in \llbracket 1, N \rrbracket$ . The relationships between the framed-time domain variables are similar to that of the time domain counterparts such that<sup>3</sup>

$$x'_{fn} = \sum_{j=1}^J s'_{jfn} + a'_{fn}, \quad \forall f \in \Xi'_n, \forall n \quad (4)$$

$$y'_{jfn} = s'_{jfn} + b'_{jfn}, \quad \forall f \in \Omega'_{jn}, \forall j, n \quad (5)$$

We represent the STFT coefficients of the source signals simply by  $\{s_{jfn}\}_{\forall j, f, n}$ . Note that, the STFT coefficients are simply the Fourier transforms of the framed-time domain signals, such that  $\mathbf{s}_{jn} = [s_{jfn}]_{\forall f} = \mathbf{U}\mathbf{s}'_{jn} \forall j, n$ , where  $\mathbf{s}'_{jn} \triangleq [s'_{jfn}]_{\forall f}$  and  $\mathbf{U}$  is the normalized Fourier transform matrix satisfying  $\mathbf{U}\mathbf{U}^H = \mathbf{U}^H\mathbf{U} = \mathbf{I}^4$ .

We now define a modified version of the initial problem using the framed-time domain variables and constraints, all of which can easily be computed from the time domain counterparts. This new definition of the problem has more relaxed conditions from the original problem in the sense that the problem is moved to a larger over-complete domain, and the correlation between the information within different frames is no longer defined. However it should be noted that the solution to this relaxed problem is not necessarily inferior to directly solving the time domain problem, because the models enforced in the STFT domain (such as the NTF model) to solve the relaxed problem often enforces a solution that is consistent among the frames. In the rest of this paper, we shall focus on solving this relaxed problem rather than the initial one.

**Framed-Time Domain Audio Inverse Problem:** We define our problem as that of recovering the sources in framed-time domain,  $\{s'_{jfn}\}_{\forall j, f, n}$  (or equivalently in STFT domain  $\{s_{jfn}\}_{\forall j, f, n}$  since they are related with a unitary transform) given the noisy and incomplete framed-time measurements,  $\{y'_{jfn}\}_{\forall f \in \Omega'_{jn}, \forall j, n}$  and  $\{x'_{fn}\}_{\forall f \in \Xi'_n, \forall n}$ , such that the constraints,  $\{\Gamma'_c(s')\}_{\forall c}$ , are satisfied.

<sup>3</sup>From this point on, we shall use simply  $\forall n$  to denote  $\forall n \in \llbracket 1, N \rrbracket$ ,  $\forall f$  to denote  $\forall f \in \llbracket 1, F \rrbracket$  and  $\forall j$  to denote  $\forall j \in \llbracket 1, J \rrbracket$ , unless a subset of these sets is specified, e.g.  $\Xi'_n$ .

<sup>4</sup> $\mathbf{x}^T$  and  $\mathbf{x}^H$  represent the non-conjugate transpose and the conjugate transpose of the vector (or matrix)  $\mathbf{x}$  respectively.

## B. Applying NTF Model with a GEM Algorithm

In order to make the problem described in Section IV-A easier to solve, we make a number of assumptions:

**Assumption 1. The noise is independently Gaussian distributed with known variance:** The noise time samples for the observations,  $\{a'_{jfn}\}_{\forall j, f, n}$  and  $\{b'_{fn}\}_{\forall f, n}$ , are independently distributed with zero mean Gaussian with known variances,  $\{\sigma_{a, jfn}^2\}_{\forall j, f, n}$  and  $\{\sigma_{b, fn}^2\}_{\forall f, n}$  respectively, i.e.

$$a'_{jfn} \sim \mathcal{N}_c(0, \sigma_{a, jfn}^2), \quad b'_{fn} \sim \mathcal{N}_c(0, \sigma_{b, fn}^2), \quad \forall j, f, n. \quad (6)$$

**Assumption 2. The sources are independently Gaussian distributed:** Similarly, the unknown STFT coefficients of the sources,  $\{s_{jfn}\}_{\forall j, f, n}$ , are also independently distributed with zero mean complex valued Gaussian with variance  $\{v_{jfn}\}_{\forall j, f, n}$ , i.e.

$$s_{jfn} \sim \mathcal{N}_c(0, v_{jfn}), \quad \forall j, f, n. \quad (7)$$

Even though it is known that the noise in practice (such as quantization noise) is not always Gaussian, modeling the noise as Gaussian is still known to be a good enough approximation that provides significant computational advantage. Similarly the assumption of Gaussian distribution for the sources is also very common in audio community and accepted as a good approximation. It is noted when dealing with non-stationary signals that the assumption of gaussianity in the sources often results in very little loss in the source separation performance with the added benefit of much lower computational requirements [34]. However the independence assumption for the source samples is not really accurate even though it greatly simplifies handling the joint probability distribution. Hence in this work we will make another assumption that will help us model the joint relationship of the source samples along the STFT plane and among the sources, with the help of nonnegative tensor factorization.

**Assumption 3. Variances of the sources form a low rank NTF structure:** The tensor of source variances,  $[v_{jfn}]_{j, f, n}$ , can be represented as the sum of few rank-1 nonnegative tensors, i.e.

$$v_{jfn} = \sum_{k=1}^K q_{jk} w_{fk} h_{nk}, \quad \forall j, f, n \quad (8)$$

with number of components,  $K$ , sufficiently small. This so-

called *PARAFAC/CANDECOMP* [35] NTF model can be parametrized by  $\theta = \{\mathbf{Q}, \mathbf{W}, \mathbf{H}\}$ , such that  $\mathbf{Q} = [q_{jk}]_{j,k} \in \mathbb{R}_+^{J \times K}$ ,  $\mathbf{W} = [w_{fk}]_{f,k} \in \mathbb{R}_+^{F \times K}$  and  $\mathbf{H} = [h_{nk}]_{n,k} \in \mathbb{R}_+^{N \times K}$ .

The assumption of a low rank NTF structure on the joint variances of audio sources is well known in the audio source separation community and it is shown to be an accurate model for audio signals in practice [7], [30], [36].

We can define the observed mixture vector at frame  $n$ ,  $\mathbf{x}'_n$ , and the observed source vector at frame  $n$  for source  $j$ ,  $\mathbf{y}'_{jn}$ , as

$$\mathbf{x}'_n \triangleq [\mathbf{x}'_{fn}]_{\forall f \in \Xi'_n} \in \mathbb{R}^{|\Xi'_n| \times 1}, \quad (9)$$

$$\mathbf{y}'_{jn} \triangleq [\mathbf{y}'_{jfn}]_{\forall f \in \Omega'_{jn}} \in \mathbb{R}^{|\Omega'_{jn}| \times 1}. \quad (10)$$

Hence for each frame we can define the observed data vector,  $\mathbf{o}'_n$ , and each unknown source vector,  $\mathbf{s}'_{jn}$ , as

$$\mathbf{o}'_n \triangleq [\mathbf{y}'_{1n}{}^T, \dots, \mathbf{y}'_{Jn}{}^T, \mathbf{x}'_n{}^T]^T. \quad (11)$$

Hence, given the three assumptions above, we propose estimating the NTF model  $\theta$  in the ML sense as

$$\theta = \arg \max_{\theta'} p(\{\mathbf{o}'_n\}_{\forall n} | \theta'). \quad (12)$$

To achieve that we employ a GEM algorithm [17], while considering as latent data the totality of in general missing source STFT coefficients  $\mathbf{S} = [s_{jfn}]_{\forall j,f,n}$ . The algorithm iteratively alternates between an expectation step (E-step) for estimating the posterior power spectra of the signal and a maximization step (M-step) for updating the NTF model parameters. These two main steps can be summarized as follows:

- **E-step:** Estimate conditional expectations of source power spectra  $|s_{jfn}|^2$ , given the current model  $\theta$  and the observations:

$$\hat{p}_{jfn} = \mathbb{E} [|s_{jfn}|^2 | \mathbf{o}'_n; \theta], \quad \forall j, f, n. \quad (13)$$

- **M-step:** Re-estimate NTF model parameters such that the 3-valence tensor of the NTF model approximation,  $\mathbf{V} = [v_{jfn}]_{\forall j,f,n}$ , is as close to the 3-valence tensor of estimated source power spectra,  $\hat{\mathbf{P}} = [\hat{p}_{jfn}]_{\forall j,f,n}$ , as possible with respect to the IS divergence [4]

$$D_{IS}(\hat{\mathbf{P}} \| \mathbf{V}) = \sum_{\forall j,f,n} d_{IS}(\hat{p}_{jfn} \| v_{jfn}), \quad (14)$$

where  $d_{IS}(x \| y) = x/y - \log(x/y) - 1$ , and  $\hat{p}_{jfn}$  and  $v_{jfn}$  are as specified respectively by (13) and (8).

The details of the E-step and the M-step are given in Sections IV-C and IV-D. In certain problems additional steps might also be required to satisfy certain constraints for the time domain signal or the STFT coefficients. It is described in Section IV-E how these additional constraints can be handled by the proposed algorithm. A summary of the overall algorithm is given in Algorithm 1.

### C. E-Step: Estimating Posterior Statistics

Following our assumptions of independently Gaussian distributed signals, we can write the posterior distribution of each

source frame  $\mathbf{s}_{jn}$  given the corresponding observed data  $\mathbf{o}'_n$  and the NTF model  $\theta$  (or equivalently  $\mathbf{V} = [v_{jfn}]_{\forall j,f,n}$  with  $v_{jfn}$  defined in (8)) as  $\mathbf{s}_{jn} | \mathbf{o}'_n; \theta \sim \mathcal{N}_c(\hat{\mathbf{s}}_{jn}, \hat{\Sigma}_{\mathbf{s}_{jn}\mathbf{s}_{jn}})$  with  $\hat{\mathbf{s}}_{jn}$  and  $\hat{\Sigma}_{\mathbf{s}_{jn}\mathbf{s}_{jn}}$  being, respectively, posterior mean and posterior covariance matrix of the STFT coefficients,  $\mathbf{s}_{jn}$ . These terms can be computed respectively by Wiener filtering as [18]

$$\hat{\mathbf{s}}_{jn} = \Sigma_{\mathbf{o}'_n \mathbf{s}_{jn}}^H \Sigma_{\mathbf{o}'_n \mathbf{o}'_n}^{-1} \mathbf{o}'_n, \quad (15)$$

$$\hat{\Sigma}_{\mathbf{s}_{jn}\mathbf{s}_{jn}} = \Sigma_{\mathbf{s}_{jn}\mathbf{s}_{jn}} - \Sigma_{\mathbf{o}'_n \mathbf{s}_{jn}}^H \Sigma_{\mathbf{o}'_n \mathbf{o}'_n}^{-1} \Sigma_{\mathbf{o}'_n \mathbf{s}_{jn}}, \quad (16)$$

given the definitions of the covariance matrices

$$\Sigma_{\mathbf{o}'_n \mathbf{o}'_n} = \begin{bmatrix} \Sigma_{\mathbf{y}'_{1n}\mathbf{y}'_{1n}} & \cdots & \mathbf{0} & \Sigma_{\mathbf{x}'_n \mathbf{y}'_{1n}}^H \\ \vdots & \ddots & \vdots & \vdots \\ \mathbf{0} & \cdots & \Sigma_{\mathbf{y}'_{Jn}\mathbf{y}'_{Jn}} & \Sigma_{\mathbf{x}'_n \mathbf{y}'_{Jn}}^H \\ \Sigma_{\mathbf{x}'_n \mathbf{y}'_{1n}} & \cdots & \Sigma_{\mathbf{x}'_n \mathbf{y}'_{Jn}} & \Sigma_{\mathbf{x}'_n \mathbf{x}'_n} \end{bmatrix}, \quad (17)$$

$$\Sigma_{\mathbf{o}'_n \mathbf{s}_{jn}} = \left[ \mathbf{0}_{L_{1,jn} \times F}^T, \Sigma_{\mathbf{y}'_{jn}\mathbf{s}_{jn}}^T, \mathbf{0}_{L_{2,jn} \times F}^T, \Sigma_{\mathbf{x}'_n \mathbf{s}_{jn}}^T \right]^T, \quad (18)$$

$$\begin{aligned} \Sigma_{\mathbf{y}'_{jn}\mathbf{y}'_{jn}} &= \mathbf{U}(\Omega'_{jn})^H \text{diag} \left( [v_{jfn}]_{\forall f} \right) \mathbf{U}(\Omega'_{jn}) \\ &\quad + \text{diag} \left( [\sigma_{b,jfn}^2]_{\forall f \in \Omega'_{jn}} \right), \end{aligned} \quad (19)$$

$$\begin{aligned} \Sigma_{\mathbf{x}'_n \mathbf{x}'_n} &= \mathbf{U}(\Xi'_n)^H \text{diag} \left( \left[ \sum_{\forall j} v_{jfn} \right]_{\forall f} \right) \mathbf{U}(\Xi'_n) \\ &\quad + \text{diag} \left( [\sigma_{a,fn}^2]_{\forall f \in \Xi'_n} \right), \end{aligned} \quad (20)$$

$$\Sigma_{\mathbf{x}'_n \mathbf{y}'_{jn}} = \mathbf{U}(\Xi'_n)^H \text{diag} \left( [v_{jfn}]_{\forall f} \right) \mathbf{U}(\Omega'_{jn}), \quad (21)$$

$$\Sigma_{\mathbf{y}'_{jn}\mathbf{s}_{jn}} = \mathbf{U}(\Omega'_{jn})^H \text{diag} \left( [v_{jfn}]_{\forall f} \right), \quad (22)$$

$$\Sigma_{\mathbf{x}'_n \mathbf{s}_{jn}} = \mathbf{U}(\Xi'_n)^H \text{diag} \left( [v_{jfn}]_{\forall f} \right), \quad (23)$$

$$\Sigma_{\mathbf{s}_{jn}\mathbf{s}_{jn}} = \text{diag} \left( [v_{jfn}]_{\forall f} \right), \quad (24)$$

where  $\mathbf{U}(\Omega'_{jn})$  is the  $F \times |\Omega'_{jn}|$  matrix of columns from  $\mathbf{U}$  with index in  $\Omega'_{jn}$  and  $L_{1,jn} \triangleq \sum_{l=1}^{j-1} |\Omega'_{ln}|$ ,  $L_{2,jn} \triangleq \sum_{l=j+1}^J |\Omega'_{ln}|$ . The term  $\text{diag}(\mathbf{x})$  represents a diagonal matrix with the vector  $\mathbf{x}$  along the diagonal.

Finally, the posterior power spectra,  $\hat{\mathbf{P}} = [\hat{p}_{jfn}]_{\forall j,f,n}$  can be computed as

$$\hat{p}_{jfn} = \mathbb{E} [|s_{jfn}|^2 | \mathbf{o}'_n; \theta] = |\hat{s}_{jfn}|^2 + \hat{\Sigma}_{\mathbf{s}_{jn}\mathbf{s}_{jn}}(f, f). \quad (25)$$

### D. M-step: Updating NTF Model Parameters

In order to find the best low rank NTF model estimation,  $\mathbf{V}$ , of the given posterior power spectra tensor,  $\hat{\mathbf{P}}$ , we shall minimize the IS divergence between the two tensors,  $D_{IS}(\hat{\mathbf{P}} \| \mathbf{V})$  as defined in (14).

A common optimization approach to estimate the model parameters,  $\theta$ , that minimizes (14) is using multiplicative updates (MU) as described in [4]. In our case, starting from some initial nonnegative model parameters, the model parameters that minimize (14) can be found by applying several iterations

of the following updates

$$q_{jk} \leftarrow q_{jk} \left( \frac{\sum_{f,n} w_{fk} h_{nk} \hat{p}_{jfn} v_{jfn}^{-2}}{\sum_{f,n} w_{fk} h_{nk} v_{jfn}^{-1}} \right), \quad (26)$$

$$w_{fk} \leftarrow w_{fk} \left( \frac{\sum_{n,j} q_{jk} h_{nk} \hat{p}_{jfn} v_{jfn}^{-2}}{\sum_{n,j} h_{nk} q_{jk} v_{jfn}^{-1}} \right), \quad (27)$$

$$h_{nk} \leftarrow h_{nk} \left( \frac{\sum_{f,j} q_{jk} w_{fk} \hat{p}_{jfn} v_{jfn}^{-2}}{\sum_{f,j} w_{fk} q_{jk} v_{jfn}^{-1}} \right). \quad (28)$$

In the beginning of the proposed GEM algorithm, the model parameters can be initialized randomly with nonnegative values. In the following iterations however, the update of the model parameters can be always applied starting from the current model parameters (instead of randomly initializing them before MU iterations each time  $\hat{\mathbf{P}}$  is updated). This not only reduces the number of iterations needed to apply the MU updates, but also helps avoiding local minima, since it is known that optimization based on MU rules is susceptible to getting stuck in local minima when initialized too far away from the solution.

### E. Applying Additional Constraints

In many practical audio inverse problems, there may be additional knowledge on the signal to be estimated apart from the observed samples. We shall consider mainly two complementary types of knowledge on the signal to be treated, which provide:

- i *Constraints on STFT coefficients*, such as specific harmonics being active, some frequency or time bins being silent, or simply the frequency response being symmetric (time domain signal being real valued);
- ii *Constraints on framed-time domain samples*, such as the constraints,  $\{\Gamma'_c(s')\}_{\forall c}$ , that were defined earlier.

Since our approach already constrains the STFT coefficients, enforcing additional constraints on STFT coefficients is usually as straightforward as modifying the model parameters,  $\theta$ , accordingly during the MU iterations or simply initializing them in a specific way. For instance, the symmetry in frequency (hence being real valued in time) can be enforced if the matrix  $\mathbf{W}$  is updated to be always symmetrical along the frequency axis. Similarly if the harmonics in the sources are known *a priori*,  $\mathbf{W}$  can be initialized with a specific dictionary and then may never be updated to enforce using only these specific harmonics. Another example is, when certain entries of the matrices  $\mathbf{W}$ ,  $\mathbf{H}$  and  $\mathbf{Q}$  are known to be zero, they can be simply initialized to be zero and these zero values will be automatically enforced in the following MU iterations. Lastly, in certain applications, it is even possible to change the model to enforce additional structures on the matrices  $\mathbf{W}$ ,  $\mathbf{H}$  and  $\mathbf{Q}$ , such as sparsity by small modifications on the MU equations [37].

Dealing with constraints on framed-time domain samples, unlike the constraints on the STFT coefficients, is not straightforward. When a framed-time domain sample is known to be clipped or quantized, the original value of this sample is known to be above (below) a certain threshold or to lay

within a certain interval, and the resulting posterior probability distribution of the sample is no longer Gaussian. As a result, estimating the posterior power spectrum with this modified probability distribution is not as simple as described in Section IV-C. To overcome this problem, we propose to estimate the posterior power spectrum by computing the posterior mean,  $\hat{s}_{jn}$  and the posterior covariance,  $\tilde{\Sigma}_{\mathbf{s}_{jn}\mathbf{s}_{jn}}$ , as described in Section IV-C, but then projecting them so as to satisfy the time domain constraints to obtain modified statistics,  $\tilde{s}_{jn}$  and  $\tilde{\Sigma}_{\mathbf{s}_{jn}\mathbf{s}_{jn}}$  respectively. As a result, the modified posterior power spectrum (to be used as the input for the NTF model update in M-step) is obtained as

$$\tilde{p}_{jfn} = |\tilde{s}_{jfn}|^2 + \tilde{\Sigma}_{\mathbf{s}_{jn}\mathbf{s}_{jn}}(f, f). \quad (29)$$

We define several approaches to compute the aforementioned modified statistics to satisfy the constraints in framed-time domain samples:

- 1) **Unconstrained:** The simplest way to perform the estimation is to ignore completely the constraints, treating the problem as a more generic audio inpainting in time domain. Hence during the iterations, the ‘‘constrained’’ signal is taken simply as the estimated signal, i.e.  $\tilde{s}_{jn} = \hat{s}_{jn}, \forall n, j$ , as is the posterior covariance matrix,  $\tilde{\Sigma}_{\mathbf{s}_{jn}\mathbf{s}_{jn}} = \hat{\Sigma}_{\mathbf{s}_{jn}\mathbf{s}_{jn}}, \forall n, j$ .
- 2) **Ignored projection:** Another simple way to proceed is to ignore the constraint during the iterative estimation process and to enforce it at the end as a post-processing of the estimated signal. In this case, the signal is treated the same way as in the unconstrained case during the iterations.
- 3) **Signal projection:** A more advanced approach is to update the estimated signal at each iteration so that the magnitude obeys the constraints. As an example, let us suppose we have a constraint in the form  $s'_{jcfenc} \geq \gamma'_c$  and it is not satisfied by the estimated posterior mean, i.e.  $\hat{s}'_{jcfenc} < \gamma'_c$ . We can simply set  $\tilde{s}'_{jcfenc} = \gamma'_c$  and  $\tilde{s}'_{jfn} = \hat{s}'_{jfn}$  for the rest of the support (and  $\tilde{\mathbf{s}}_{jn} = \mathbf{U}\tilde{\mathbf{s}}'_{jn}$ ). Formally we can define,

$$\begin{aligned} \{\tilde{s}'_{jfn}\}_{\forall j,f,n} &= \underset{\{z'_{jfn}\}_{\forall j,f,n}}{\operatorname{argmin}} \sum_{\forall j,f,n} |z'_{jfn} - \hat{s}'_{jfn}|^2 \\ &\text{s.t. } \{\Gamma'_c(z')\}_{\forall c} \end{aligned} \quad (30)$$

Note that this approach does not update the posterior covariance matrix, i.e.  $\tilde{\Sigma}_{\mathbf{s}_{jn}\mathbf{s}_{jn}} = \hat{\Sigma}_{\mathbf{s}_{jn}\mathbf{s}_{jn}}, \forall n, j$ .

- 4) **Covariance projection:** In order to update the posterior mean and the posterior covariance matrix in a consistent manner, we can re-compute the posterior mean and the posterior covariance by (15) and (16) respectively, by treating the projected signal samples in (30) at the support  $\Omega'_{\mathbf{m},jn} \triangleq \{f | \tilde{s}'_{jfn} \neq \hat{s}'_{jfn}\}$  as observed values for the current iteration. If the resulting estimation of the sources violates the time domain constraints on additional indices, those samples are also projected to obey the constraints and treated as observed. This process is repeated until a posterior mean,  $\tilde{s}_{jn}$ , and a posterior covariance,  $\tilde{\Sigma}_{\mathbf{s}_{jn}\mathbf{s}_{jn}}$ , that are consistent with all the time domain constraints, are obtained. Note that in addition to updating the pos-



---

**Algorithm 1** GEM algorithm for solving Time Domain Audio Inverse Problems with NTF model
 

---

```

1: procedure RESTORE-AUDIO-WNTF
2:   Initialize nonnegative  $\theta = \{\mathbf{W}, \mathbf{H}, \mathbf{Q}\}$  randomly
3:   repeat
4:     E-step : Estimate  $\hat{s}_{jn}, \hat{\Sigma}_{s_{jn}s_{jn}}, \forall n, j$ , given  $\theta, \mathbf{o}'_{jn}$ 
                     $\forall n, j$  ▷ see § IV-C
5:     Time domain constraints : Estimate  $\tilde{s}_{jn}, \tilde{\Sigma}_{s_{jn}s_{jn}},$ 
                     $\forall n, j$  and  $\tilde{\mathbf{P}}$  given  $\{\Gamma'_c\}_{\forall c}$  ▷ see § IV-E
6:     M-step : Update  $\theta$  given  $\tilde{\mathbf{P}}$  ▷ see § IV-D
7:     STFT domain constraints : Modify  $\{\mathbf{W}, \mathbf{H}, \mathbf{Q}\}$ 
                    as needed ▷ see § IV-E
8:   until convergence criteria met
9: end procedure

```

---

terior covariance matrix, this approach also updates the entire posterior mean (or estimated signal) and not just the posterior mean at the indices of violated constraints.

## V. EXPERIMENT RESULTS

The proposed algorithm is adapted to solve a number of audio inverse problems, which are listed in Section II. For each of these problems, we performed a set of experiments on various audio examples and compared the performance to that of known state of the art algorithms.

In the experiments below all the audio signals are sampled at 16 kHz, and the STFT within the various instances of the proposed algorithm is computed using a half-overlapping sine window of 1024 samples (64 ms).

### A. Audio Declipping

In the audio declipping problem, we consider an audio signal with no known source information (as such it is modeled as a single source,  $J = 1$ ) that is clipped to a known threshold of magnitude  $\tau > 0$ . Thus the signal is accurately known for a subset of the support,  $\Xi''$ , where signal magnitude is smaller than  $\tau$ . For the remaining support,  $\bar{\Xi}'' = \llbracket 1, T \rrbracket \setminus \Xi''$ , the signal is unknown but obeys the time domain constraints of the form,

$$s''_{t_c} \geq \tau, \text{ or } s''_{t_c} \leq -\tau. \quad (31)$$

We also assume that there is no observation noise, i.e.,  $\sigma_{a,fn}^2 = \sigma_{b,jfn}^2 = 0, \forall j, f, n$ , in (6).

In [28], various state of the art audio declipping algorithms are compared based on the experiments performed on music and speech examples. We have repeated these experiments using our approach with the same methodology and the datasets as reported in [28] and provided an overall comparison of our algorithm to the other approaches. The experiment procedure can be summarized as follows; 10 music and 10 speech signals, each of length of 4 seconds, are scaled to have maximum magnitude of 1 in time domain, and then artificially clipped at eight different clipping thresholds (uniformly spaced from 0.2 to 0.9). The proposed algorithm is tested with four different methods to handle the clipping constraints as described in Section IV-E, namely *Unconstrained (NMF-U)*,

*Ignored Projection (NMF-IP)*, *Signal Projection (NMF-SP)* and *Covariance Projection (NMF-CP)*. The music signals are declipped with 20 NMF components ( $K = 20$ ), while 28 components are used for speech signals ( $K = 28$ ). The proposed GEM algorithm is run for 50 iterations. The performance of the proposed algorithm is compared to five state of the art methods: iterative hard-thresholding (HT) [25], cosparsity (Cosp) [27], orthogonal matching pursuit (OMP) [13], social sparsity with empirical Wiener operator (SS-EW) and social sparsity with posterior empirical Wiener operator (SS-PEW) [28].

The performance metric that is used to compare the algorithms is the improvement of the signal to noise ratio (computed only on the clipped regions) with respect to the clipped signal,  $\text{SNR}_m$ , that is computed as [28]:

$$\text{SNR}_m = 10 \log_{10} \frac{\sum_{\forall t \in \Xi''} |x''_{o,t}|^2}{\sum_{\forall t \in \bar{\Xi}''} |x''_{o,t} - x''_{e,t}|^2}, \quad (32)$$

where  $x''_{o,t}$  is the original time domain signal sample and  $x''_{e,t}$  is the estimated signal sample. Finally, the performance is measured in terms of the  $\text{SNR}_m$  improvement, which is the difference between the  $\text{SNR}_m$  computed on the estimated signal and the  $\text{SNR}_m$  computed on the clipped signal.

The average performance of all the algorithms for declipping of music and speech signals is represented on Figure 3. It can be seen from the overall results that the proposed algorithm with the covariance projection (NMF-CP) has almost identical performance with the social sparsity based methods (SS-EW and SS-PEW) proposed in [28] while outperforming others. It can be also seen in the results that the model based algorithms (social sparsity and the NMF model) significantly outperform the methods relying on just sparsity (OMP and HT).

Regarding the effect of clipping constraints, the first thing to notice is that the performance of NMF-U with respect to NMF-IP (and NMF-SP) shows that simple constraints on the signal magnitude can noticeably improve the performance especially for music signals, hence they should not be ignored when possible. NMF-IP and NMF-SP are shown to have almost identical performance, even though the latter applies the constraints on the posterior mean of the signal at every iteration and the former simply applies a post processing to the final result. This observation combined with the superior performance of NMF-CP compared to the other methods demonstrates the importance of updating the posterior power spectrum more accurately for the success of the NMF-based methods.

Even though the performance is not better than the social sparsity approaches at first glance, the proposed algorithm has room for improvements in various aspects:

- NMF model can be easily extended to other, more structured NMF-like models such as source-excitation model or harmonic NMF [34]. As shown in [34] in case of source separation, having a specific model with structure that is well adapted to the considered class of signals (e.g., speech, music, etc.) may improve the overall performance.



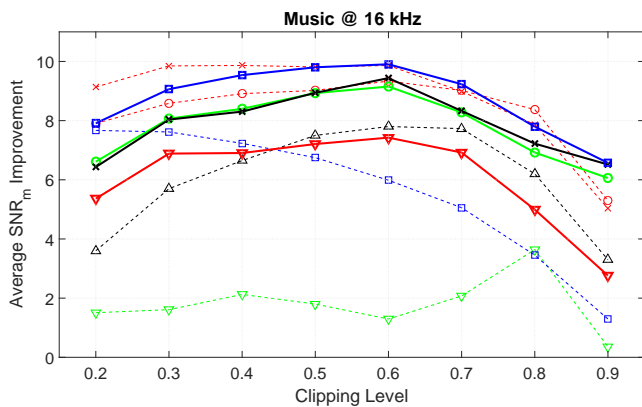
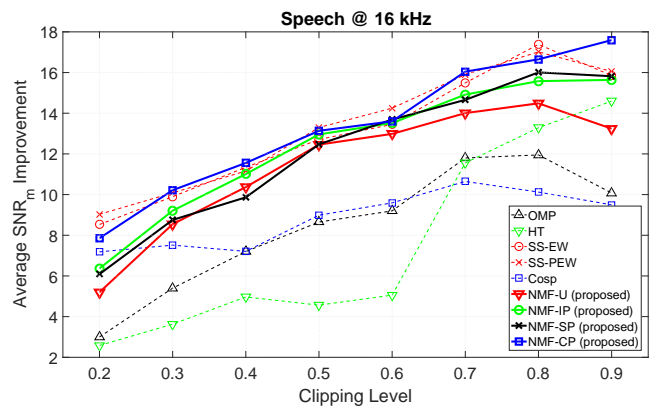
(a) Average SNR<sub>m</sub> improvement computed over 10 music signals.(b) Average SNR<sub>m</sub> improvement computed over 10 speech signals.

Fig. 3: The average performance of all the audio declipping algorithms as a function of the clipping threshold (lower threshold corresponds to more severe clipping).

- It is shown in the results that the performance of our method depends significantly on the way the clipping constraint is handled. Therefore an alternative, more accurate computation of the posterior power spectrum might also improve the results further, whereas in dictionary based methods there is no approximation for the clipping constraints, hence performance improvement in this regard is not possible.

It should be noted that dealing with constraints in both time domain and STFT domain comes at a computational cost in the Wiener filtering stage of the proposed algorithm. Luckily, this step is independent for each frame of the signal and hence can be easily parallelized, e.g., using graphical processing units (GPUs), to get a significant speed-up. On the other hand, estimating the signal independently within each window comes with the disadvantage that the estimation is not possible when there are no observed samples within a window. In practice, however, the loss of an entire window due to clipping is not probable for natural audio signals when the window size is chosen properly and the clipping threshold is not extremely low.

### B. Joint Audio Declipping and Source Separation

The problem of joint audio declipping and source separation naturally arises when one would like to perform source separation on a mixture that is degraded due to clipping effects. Additionally one can also consider the case when source separation is not really needed, but a multi-source model is still employed to improve the performance of declipping when dealing with mixtures of different sources.

The global setup of our modeling to handle this problem is the same as the one for declipping in Section V-A, except that  $J > 1$  sources are considered instead of just one. In order to assess the performance of declipping and source separation using the proposed algorithm, 5 different music mixtures<sup>5</sup>, each composed of 3 sources (bass, drums and vocals), are

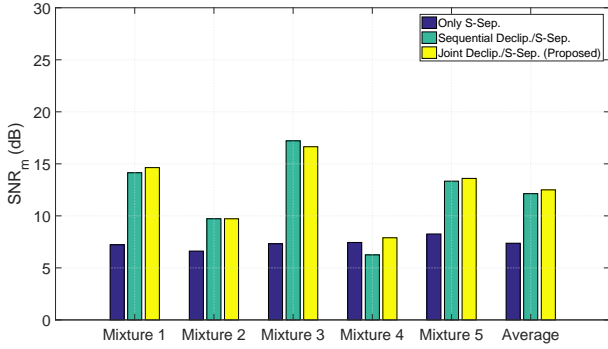
<sup>5</sup>The mixtures are taken from the “professionally produced music recordings” task dataset of SiSEC 2015 source separation evaluation campaign (<https://sisec.inria.fr/sisec-2015/>).

considered under 3 different clipping conditions. For each mixture with a maximum magnitude of 1 in time domain, 3 clipping levels at the thresholds of 0.2 (heavy clipping), 0.5 (moderate clipping) and 0.8 (light clipping) are considered, resulting in a total of 15 mixtures with different clipping levels. Each mixture is reconstructed by joint declipping and source separation, sequential declipping and source separation and only source separation ignoring the clipping artefacts. The proposed GEM algorithm (run for 100 iterations) has been used for all the reconstructions<sup>6</sup> with  $K = 15$  components. In line with [36] and so as to inject some information about the sources to be separated, the sources in the mixtures are artificially silenced during a percentage of the total time. An example of the activation periods of the sources and corresponding indices set to zero in  $\mathbf{H}$  during NTF model estimation are shown in Figure 4. Similarly  $\mathbf{Q}$  is simply a  $J \times K$  matrix with a single 1 on each column and zeros everywhere else, which describes the assignment of the components to the sources.

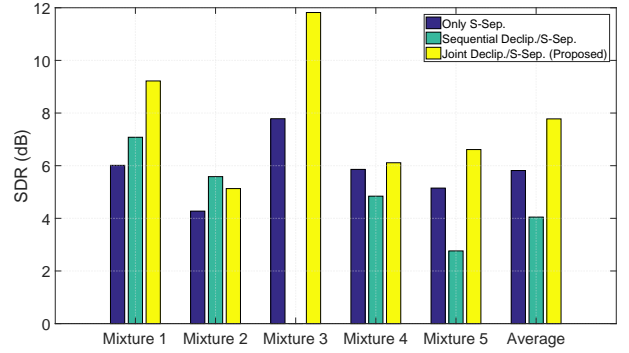
The results of the simulations can be seen in Figure 5. Signal to noise ratio on the clipped support (SNR<sub>m</sub>) for the declipped mixture is shown to demonstrate the declipping performance while signal to distortion ratio (SDR) is shown to demonstrate the source separation performance as described in [38].

The results in Figure 5 show that when the clipping is severe, joint optimization is almost always preferable since it provides improvement on both the quality of the mixture and the quality of the separated sources with respect to source separation without declipping. This is as opposed to the sequential approach which provides comparable quality improvement in the mixture at the expense of the performance in source separation. In fact, for heavy clipping the declipping in sequential approach often reduced the performance of source separation noticeably with respect to separation without declipping. As the clipping gets lighter, the performance of sequential method approaches to that of joint method, and finally performs slightly better for light clipping. The joint

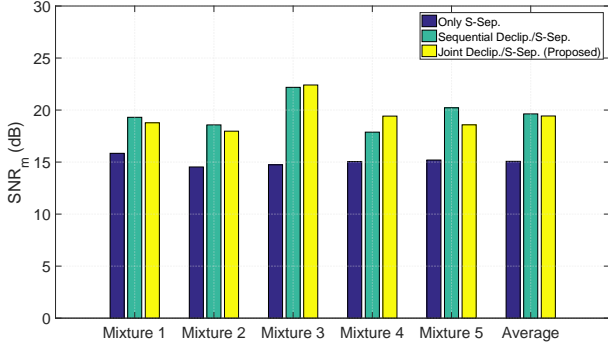
<sup>6</sup>For declipping only, the algorithm is used with a single source (as in Sec. V-A), and for source separation only, the algorithm is used with the observed support set being the entire time axis.



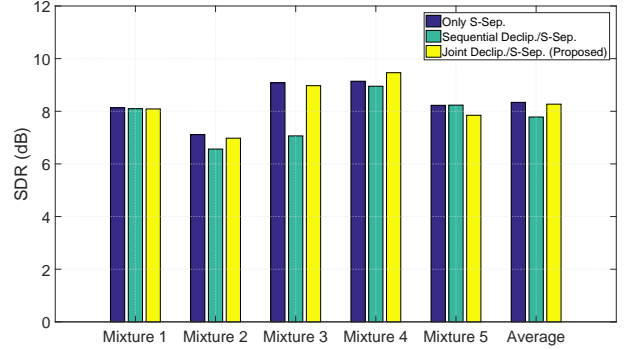
(a) Declipping performance for clipping level 0.2.



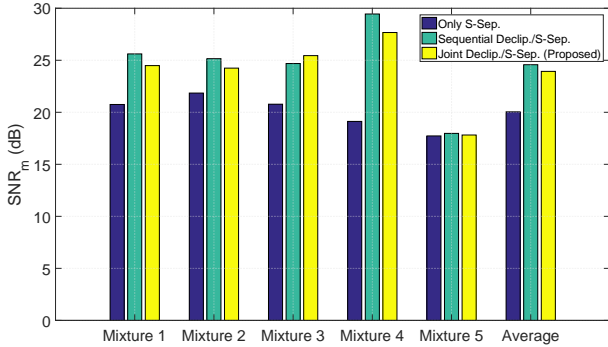
(b) Source separation performance for clipping level 0.2.



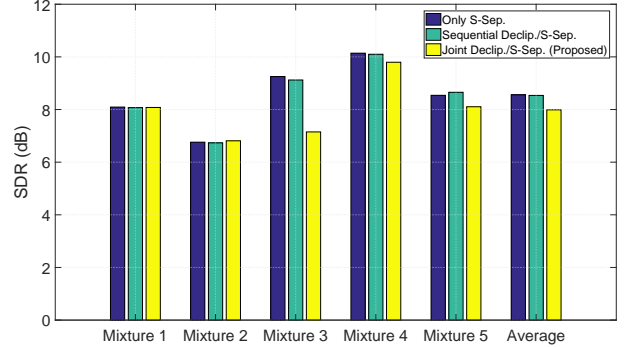
(c) Declipping performance for clipping level 0.5.



(d) Source separation performance for clipping level 0.5.



(e) Declipping performance for clipping level 0.8.



(f) Source separation performance for clipping level 0.8.

Fig. 5: The declipping and source separation performance of joint optimization compared to sequential.

optimization, however, still has few drawbacks which could be improved upon. The declipping in the sequential approach is performed with 15 components without any restrictions whereas the joint optimization is performed with the additional limitation that each source uses 5 components *independently*. Hence it is not possible that two sources share a common component in the joint optimization. This can be overcome by devising better methods to inject the prior information regarding the sources, see, e.g., [23]. It should be also noted that the sequential optimization is approximately twice as fast as joint optimization due to handling much less complicated problems in either phases of the sequential processing. The fact that the Wiener filtering stage is independent for each window and can be parallelized to provide significant speed improvements, can be helpful to overcome this problem in the future.

### C. Compressive Sampling Recovery

In order to demonstrate the ability of the proposed approach to reconstruct randomly subsampled signals, we have randomly subsampled a typical music signal of 4 seconds at different average rates (percentage of samples at 2, 4, 8, 16, 32), and then reconstructed with our algorithm in a similar fashion to the experiments in Section V-A, but without any clipping constraints (hence  $J = 1$  and  $\sigma_{a,fn}^2 = \sigma_{b,jfn}^2 = 0, \forall j, f, n$ ). The reconstruction is performed with different number of components ( $K = 2, 8, 24, 32, 48, 72$ ) in order to observe the sensitivity of the results to the parameter  $K$ . In order to provide a reference for the reconstruction capability of our algorithm, the results with shape preserving piecewise cubic

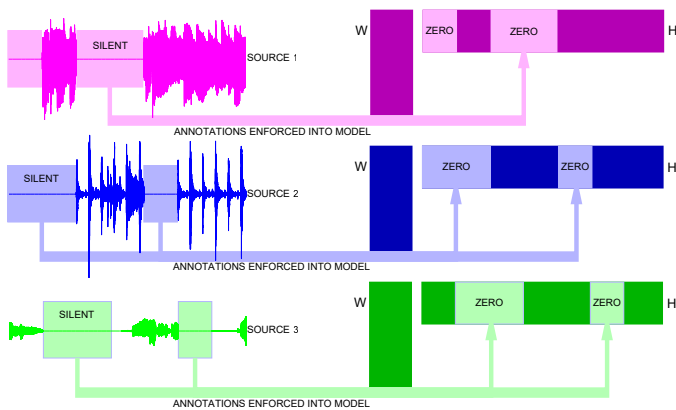


Fig. 4: Depiction of the experiment set-up for the injection of information on different source characteristics. The information on the known silent time durations of each source (represented in different colors) is directly utilized by setting the corresponding coefficients in  $\mathbf{H}$  to 0. Note that the matrices  $\mathbf{H}$  and  $\mathbf{W}$  are formed by concatenating the  $H$ s for each source and  $W$ s for each source (depicted above) along the component dimension respectively.

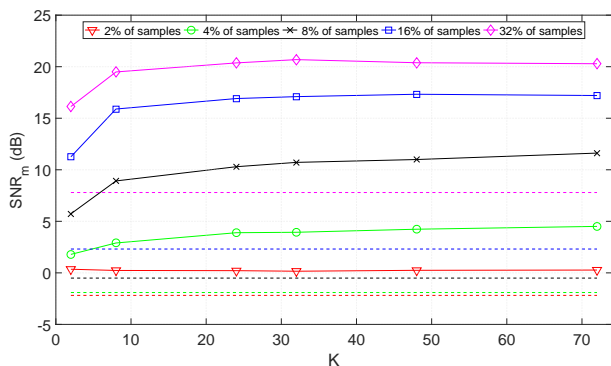


Fig. 6: The reconstruction performance measured in terms of  $\text{SNR}_m$  of a 4s long music signal from its random samples. The reconstruction results with our proposed algorithm (solid lines) are shown for different percentage of samples and different number of components,  $K$ , used in our approach. The results with shape preserving piecewise cubic interpolation are also shown for comparison (dashed lines), with the colors indicating corresponding percentage of samples.

interpolation are also provided<sup>7</sup>.

The reconstruction results can be observed in Figure 6. The first thing to notice is that the reconstruction results with the proposed algorithm (solid lines) are significantly better than the results with simple interpolation (dashed lines) as expected. Another noticeable behaviour in the results is that once the number of components,  $K$ , is sufficiently large, the reconstruction performance does not seem to suffer. This behaviour is unlike what we have observed for other problems such as declipping, for which the choice of number of components is an important factor for obtaining best performance. Looking

<sup>7</sup>For the interpolation, the `interp1()` function of Matlab 2016a is used with `phcip` method, which gave the best results among the available interpolation methods.

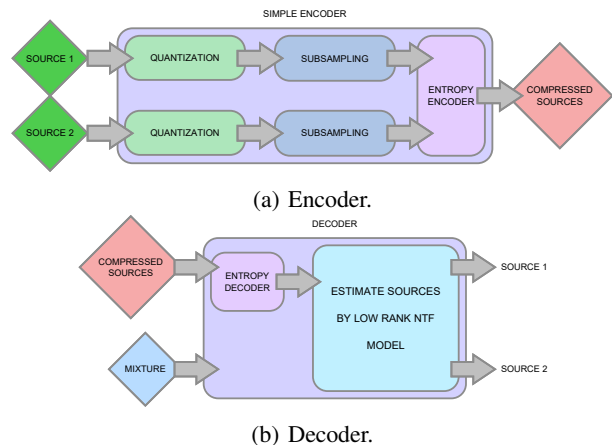


Fig. 7: The encoding and decoding processes for the compressive sensing-based informed source separation.

more closely to the estimated NMF components, we have seen that the maximum likelihood estimate combined with random sampling already provided a strong prior for signal estimation and the benefit from low rank model was minimal in this case. Hence, as long as the number of components are chosen sufficiently large, the estimated variances,  $\mathbf{V}$ , are effectively independent of  $K$ .

#### D. Informed Source Separation

The goal of ISS is essentially to compress multiple audio sources so that they can be efficiently decoded when the mixture of the sources is available. Our proposed algorithm can also be used for this purpose when combined with random subsampling and quantization. Thanks to the efficiency of the signal estimation with the proposed approach, the sources can be quantized and randomly subsampled at the compression stage, and from these samples, the proposed algorithm can estimate the sources at the decoding stage. A summary of this scheme is shown in Figure 7. We call this approach compressive sampling-based informed source separation (CS-ISS) because it exploits the principles of compressive sampling through random sampling of a tight frame transform domain (namely STFT domain) while having a compact representation in another domain (namely low rank NTF representation of the power spectra of the sources).

In order to assess the performance of our approach, three ( $J = 3$ ) 11-second long sources of a music recording are encoded and then decoded using the proposed CS-ISS with different levels of quantization (16 bits, 11 bits, 6 bits and 1 bit) and different raw sampling bitrates<sup>8</sup> per source (0.64, 1.28, 2.56, 5.12 and 10.24 kbps/source). Since uniform quantization is used, the noise variance in time domain is  $\sigma^2 = \Delta^2/12$  where  $\Delta$  is the quantization step size (hence  $\sigma_{b,jfn}^2 = \omega_f^2 \Delta^2/12$ , where  $\omega_f^2$  are the framing (or STFT) window coefficients). The mixture is available in entirety at the decoder, therefore the noise variance of the mixture is zero ( $\sigma_{a,fn}^2 = 0$ ). It is assumed that the random sampling pattern

<sup>8</sup>The raw sampling bitrate is defined as the bitrate before the entropy encoding step.

Bits per Sample	Raw rate (kbps / source)				
	0.64	1.28	2.56	5.12	10.24
	<b>Compressed Rate / SDR (% of Samples Kept)</b>				
<b>16 bits</b>	0.50 / -1.64 dB (0.25%)	1.00 / 4.28 dB (0.50%)	2.00 / 9.54 dB (1.00%)	4.01 / 16.17 dB (2.00%)	8.00 / 21.87 dB (4.00%)
<b>11 bits</b>	0.43 / 1.30 dB (0.36%)	0.87 / 6.54 dB (0.73%)	1.75 / 13.30 dB (1.45%)	<b>3.50 / 19.47 dB (2.91%)</b>	<b>7.00 / 24.66 dB (5.82%)</b>
<b>6 bits</b>	<b>0.27 / 4.17 dB (0.67%)</b>	<b>0.54 / 7.62 dB (1.33%)</b>	<b>1.08 / 12.09 dB (2.67%)</b>	2.18 / 14.55 dB (5.33%)	4.37 / 16.55 dB (10.67%)
<b>1 bit</b>	0.64 / -5.06 dB (4.00%)	1.28 / -2.57 dB (8.00%)	2.56 / 1.08 dB (16.00%)	5.12 / 1.59 dB (32.00%)	10.24 / 1.56 dB (64.00%)

TABLE I: The final bitrates (in kbps per source) after the entropy coding stage of CS-ISS with corresponding SDR (in dBs) for different (uniform) quantization levels and different raw bitrates before entropy coding. The percentage of the samples kept is also provided for each case in parentheses. Results corresponding to the best rate-distortion compromise are in bold.

is *pre-defined* and known during both encoding and decoding. The quantized samples are truncated and compressed using an arithmetic encoder with a zero mean Gaussian distribution assumption. At the decoder side, following the arithmetic decoder, the sources are decoded from the quantized samples using 50 iterations of the GEM algorithm with the number of components fixed at  $K = 18$ , i.e. in average 6 components per source. The quality of the reconstructed samples is measured with SDR as described in [38]. The resulting encoded bitrates and SDR of decoded signals are presented in Table I along with the percentage of the encoded samples in parentheses. Note that the compressed rates in Table I differ from the corresponding raw bitrates due to the variable performance of the entropy coding stage, which is expected.

The performance of CS-ISS is compared to a classical ISS approach with a more complicated encoder and a simpler decoder presented in [30], as well as much better performing coding based approach proposed in [7]. Both the classical ISS and coding-based ISS algorithms are used with NTF model quantization and encoding in a similar fashion as in the experiments described by [7], i.e., NTF coefficients are uniformly quantized in logarithmic domain, quantization step sizes of different NTF matrices are computed using equations (31)-(33) from [7] and the indices are encoded using an arithmetic coder based on a two-state Gaussian mixture model (GMM) (see Fig. 5 of [7]). The approach is evaluated for different quantization step sizes and different numbers of NTF components, i.e.,  $\Delta = 2^{-2}, 2^{-1.5}, 2^{-1}, \dots, 2^4$  and  $K = 4, 6, \dots, 30$ . The results are generated with 250 iterations of model update. The performance of CS-ISS and the earlier approaches are shown in Figure 8 in which CS-ISS clearly outperforms the classical ISS approach and is on par with coding-based ISS approach, even though both of these approaches can use an optimized number of components as opposed to our decoder which uses a fixed number of components (the encoder is very simple and does not compute or transmit this value). The performance difference with classical ISS is due to the high efficiency achieved by the CS-ISS decoder thanks to the incoherency of random sampled time domain and of maximum likelihood estimation along with low rank NTF model. Also, the classical ISS approach [30] is unable to perform beyond an SDR of 10 dBs due to the lack of additional information about STFT phase as explained in [7]. The results indicate that the rate distortion performance exhibits a similar behaviour as to the coding-based ISS algorithm. It should be reminded that the

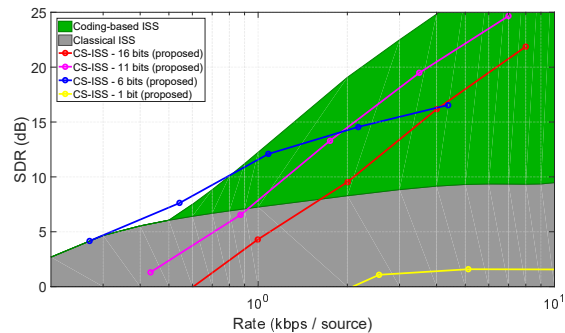


Fig. 8: The rate-distortion performance of CS-ISS using different quantization levels of the encoded samples. The performance of the ISS algorithm from [30] and the coding-based ISS algorithm from [7] are also shown for comparison.

proposed approach distinguishes itself by its low complexity encoder and hence can still be advantageous against other ISS approaches with better or seemingly equivalent rate distortion performance.

The performance of CS-ISS in Table I and Figure 8 indicates that different levels of quantization may be preferable in different rates. Even though neither 16 bits nor 1 bit quantization seem well performing, the performance indicates that 16 bits quantization may be superior to other schemes when a much higher bitrate is available. Coarser quantization such as 1 bit, on the other hand, had very poor performance in the experiments. The choice of quantization can be performed in the encoder with a simple look up table as a reference. One must also note that even though the encoder in CS-ISS is very simple, the proposed decoder is significantly high complexity, typically higher than the encoders of traditional ISS methods. However, this can also be overcome by exploiting the independence of Wiener filtering among the frames in the proposed decoder with parallel processing, e.g., using graphical processing units (GPUs).

## VI. CONCLUSIONS

In this paper, we have presented a novel approach for time domain signal estimation in the maximum likelihood manner which can be used for applying the low rank NTF model to the power spectrum of the signal in many types of problems that were never before solved using the NMF/NTF model. The presented algorithm is demonstrated to be very effective

for several different audio inverse problems while providing multiple advantages to other existing methods. For the audio declipping problem, clipped sections of music and speech signals are restored using the proposed approach as well as state of the art methods, and the proposed algorithm is shown to be highly competitive while providing complementary advantages. For audio source separation and mixture declipping, the proposed algorithm is shown to be capable of jointly solving these two separate problems which was not possible with any other method in the literature. Joint handling of these problems is also demonstrated to be more effective than sequentially approaching each problem in case of severe distortions. The proposed algorithm is also shown to be highly effective for the reconstruction of randomly subsampled signals such as in the case of compressive sampling approaches. This advantage of our algorithm is further utilised for the problem of informed source separation, to create a compression scheme which uses the principles of compressive sampling and distributed coding. For this application, the proposed algorithm is not only shown to achieve compression performance equivalent to that of the state of the art, but also shown to have unique advantages, specifically having a very simple encoder as well as the decoding stage being independent of the encoding stage.

The NMF and NTF representations are gaining a lot of popularity in signal modelling community and we see the algorithm presented in this paper to be a step towards the application of these models to a wider class of signal estimation problems. Even though the provided examples in this paper are from audio inverse problems, the proposed algorithm is by no means limited to audio applications, but any application for which a low rank NMF/NTF model is an accurate representation for the power spectrum.

We consider several improvements and extensions to the proposed algorithm as future work. An extension to multi-channel audio is an interesting step for dealing with real world audio problems. Furthermore, adapting the proposed algorithm for imaging problems with multiple additive components, such as imaging through transparent and reflective surfaces, is another intriguing direction.

## REFERENCES

- [1] D. Lee and H. Seung, "Learning the parts of objects with nonnegative matrix factorization," *Nature*, vol. 401, pp. 788–791, 1999.
- [2] A. Cichocki, R. Zdunek, and S. Amari, "Nonnegative matrix and tensor factorization," *IEEE Signal Processing Magazine*, pp. 142–145, 2008.
- [3] T. Virtanen, "Monaural Sound Source Separation by Nonnegative Matrix Factorization With Temporal Continuity and Sparseness Criteria," *IEEE Transactions on Audio, Speech and Language Processing*, vol. 15, no. 3, pp. 1066–1074, 2007.
- [4] C. Févotte, N. Bertin, and J. Durrieu, "Nonnegative matrix factorization with the Itakura-Saito divergence. With application to music analysis," *Neural Computation*, vol. 21, no. 3, pp. 793–830, Mar. 2009.
- [5] A. Ozerov and C. Févotte, "Multichannel nonnegative matrix factorization in convolutive mixtures for audio source separation," *IEEE Trans. Audio, Speech, Language Process.*, vol. 18, no. 3, pp. 550–563, Mar. 2010.
- [6] J. Nikunen and T. Virtanen, "Object-based audio coding using nonnegative matrix factorization for the spectrogram representation," in *128th Audio Engineering Society Convention (AES 2010)*, London, UK, May 2010.
- [7] A. Ozerov, A. Liutkus, R. Badeau, and G. Richard, "Coding-based informed source separation: Nonnegative tensor factorization approach," *IEEE Transactions on Audio, Speech, and Language Processing*, vol. 21, no. 8, pp. 1699–1712, Aug. 2013.
- [8] P. Smaragdis and J. C. Brown, "Non-negative matrix factorization for polyphonic music transcription," in *IEEE Workshop on Applications of Signal Processing to Audio and Acoustics (WASPAA)*, Oct. 2003.
- [9] E. Vincent, N. Bertin, and R. Badeau, "Adaptive harmonic spectral decomposition for multiple pitch estimation," *IEEE Transactions on Audio, Speech, and Language Processing*, vol. 18, no. 3, pp. 528–537, Mar. 2010.
- [10] J. L. Roux, H. Kameoka, N. Ono, A. de Cheveigné, and S. Sagayama, "Computational auditory induction as a missing-data model-fitting problem with Bregman divergence," *Speech Communication*, vol. 53, no. 5, pp. 658–676, May-June 2011.
- [11] P. Smaragdis, R. Bhiksha, and S. Madhusudana, "Missing data imputation for time-frequency representations of audio signals," *Journal of signal processing systems*, vol. 65, no. 3, pp. 361–370, 2011.
- [12] U. Simsekli, A. T. Cemgil, and Y. K. Yilmaz, "Score guided audio restoration via generalised coupled tensor factorisation," in *International Conference on Acoustics Speech and Signal Processing (ICASSP'12)*, 2012, pp. 5369 – 5372.
- [13] A. Adler, V. Emiya, M. Jafari, M. Elad, R. Gribonval, and M. D. Plumbley, "Audio inpainting," *IEEE Transactions on Audio, Speech and Language Processing*, vol. 20, no. 3, pp. 922 – 932, 2012.
- [14] D. Griffin and J. S. Lim, "Signal reconstruction from short-time Fourier transform magnitude," *IEEE Transactions of Acoustics, Speech, and Signal Processing*, vol. 32, no. 2, pp. 236–243, 1984.
- [15] R. Badeau and M. D. Plumbley, "Multichannel high-resolution NMF for modeling convolutive mixtures of non-stationary signals in the time-frequency domain," *IEEE/ACM Transactions on Audio, Speech and Language Processing (TASLP)*, vol. 22, no. 11, pp. 1670–1680, 2014.
- [16] R. Badeau and A. Ozerov, "Multiplicative updates for modeling mixtures of non-stationary signals in the time-frequency domain," in *Proc. 21st European Signal Processing Conference (EUSIPCO)*, Marrakech, Morocco, Sep. 2013.
- [17] A. Dempster, N. Laird, and D. Rubin., "Maximum likelihood from incomplete data via the EM algorithm," *Journal of the Royal Statistical Society. Series B (Methodological)*, vol. 39, pp. 1–38, 1977.
- [18] S. M. Kay, *Fundamentals of Statistical Signal Processing: Estimation Theory*. Englewood Cliffs, NJ: Prentice Hall, 1993.
- [19] Ç. Bilen, A. Ozerov, and P. Pérez, "Audio declipping via nonnegative matrix factorization," in *IEEE Workshop on Applications of Signal Processing to Audio and Acoustics*, October 2015.
- [20] —, "Joint audio inpainting and source separation," in *The 12th International Conference on Latent Variable Analysis and Signal Separation (LVA/ICA 2015)*, August 2015.
- [21] —, "Compressive sampling-based informed source separation," in *IEEE Workshop on Applications of Signal Processing to Audio and Acoustics*, October 2015.
- [22] —, "Audio inpainting, source separation, audio compression. all with a unified framework based on ntf model," in *MissData 2015*, 2015.
- [23] —, "Automatic allocation of NTF components for user-guided audio source separation," in *Acoustics, Speech and Signal Processing (ICASSP), 2016 IEEE International Conference on*. IEEE, 2016, pp. 484–488.
- [24] A. Ozerov, Ç. Bilen, and P. Pérez, "Multichannel audio declipping," in *2016 IEEE International Conference on Acoustics, Speech and Signal Processing (ICASSP)*, March 2016, pp. 659–663.
- [25] S. Kitić, L. Jacques, N. Madhu, M. Hopwood, A. Spriet, and C. D. Vleeschauwer, "Consistent iterative hard thresholding for signal declipping," in *ICASSP - The 38th International Conference on Acoustics, Speech, and Signal Processing*, Vancouver, Canada, May 2013.
- [26] S. Kitić, N. Bertin, and R. Gribonval, "Audio declipping by cosparsity hard thresholding," in *iTwist - 2nd international - Traveling Workshop on Interactions between Sparse models and Technology*, Namur, Belgium, August 2014.
- [27] —, "Sparsity and cosparsity for audio declipping: a flexible non-convex approach," in *The 12th International Conference on Latent Variable Analysis and Signal Separation (LVA/ICA 2015)*, August, 2015.
- [28] K. Siedenburg, M. Kowalski, and M. Dörfler, "Audio declipping with social sparsity," in *Acoustics, Speech and Signal Processing (ICASSP), 2014 IEEE International Conference on*, May 2014, pp. 1577–1581.
- [29] E. Candès and M. Wakin, "An introduction to compressive sampling," *IEEE Signal Processing Magazine*, vol. 25, pp. 21–30, 2008.

- [30] A. Liutkus, J. Pinel, R. Badeau, L. Girin, and G. Richard, "Informed source separation through spectrogram coding and data embedding," *Signal Processing*, vol. 92, no. 8, pp. 1937–1949, 2012.
- [31] M. Parvaix and L. Girin, "Informed source separation of linear instantaneous under-determined audio mixtures by source index embedding," *IEEE Trans. Audio, Speech, Language Process.*, vol. 19, no. 6, pp. 1721 – 1733, 2011.
- [32] Z. Xiong, A. Liveris, and S. Cheng, "Distributed source coding for sensor networks," *IEEE Signal Processing Magazine*, vol. 21, no. 5, pp. 80–94, September 2004.
- [33] B. Girod, A. Aaron, S. Rane, and D. Rebollo-Monedero, "Distributed video coding," *Proceedings of the IEEE*, vol. 93, no. 1, pp. 71 – 83, January 2005.
- [34] A. Ozerov, E. Vincent, and F. Bimbot, "A general flexible framework for the handling of prior information in audio source separation," *IEEE Trans. Audio, Speech, Language Process.*, vol. 20, no. 4, pp. 1118–1133, 2012.
- [35] R. Bro, "Parafac. tutorial and applications," *Chemometrics and intelligent laboratory systems*, vol. 38, no. 2, pp. 149–171, 1997.
- [36] A. Ozerov, C. Févotte, R. Blouet, and J.-L. Durrieu, "Multichannel nonnegative tensor factorization with structured constraints for user-guided audio source separation," in *IEEE International Conference on Acoustics, Speech, and Signal Processing (ICASSP'11)*, Prague, May 2011, pp. 257–260.
- [37] J. Le Roux, F. Weninger, and J. R. Hershey, "Sparse NMF? half-baked or well done?" Mitsubishi Electric Research Laboratories, Tech. Rep., 2015.
- [38] E. Vincent, R. Gribonval, and C. Févotte, "Performance measurement in blind audio source separation," *IEEE Trans. Audio, Speech, Language Process.*, vol. 14, no. 4, pp. 1462–1469, Jul. 2006.