

Designing For Movement: Evaluating Computational Models using LMA Effort Qualities

Diego Silang Maranan, Sarah Fdili Alaoui, Thecla Schiphorst, Philippe Pasquier,
Pattarawut Subyen, Lyn Bartram

School of Interactive Arts and Technology, Simon Fraser University
102 Avenue, Surrey, British Columbia, V3T 0A3, Canada
{diegom, sfdilial, thecla, pasquier, psubyen, lyn}@sfu.ca

ABSTRACT

While single-accelerometers are a common consumer embedded sensors, their use in representing movement data as an intelligent resource remains scarce. Accelerometers have been used in movement recognition systems, but rarely to assess expressive qualities of movement. We present a prototype of wearable system for the real-time detection and classification of movement quality using acceleration data. The system applies Laban Movement Analysis (LMA) to recognize Laban Effort qualities from acceleration input using a Machine Learning software that generates classifications in real time. Existing LMA-recognition systems rely on motion capture data and video data, and can only be deployed in controlled settings. Our single-accelerator system is portable and can be used under a wide range of environmental conditions. We evaluate the performance of the system, present two applications using the system in the digital arts and discuss future directions.

Author Keywords

Movement recognition; Movement analysis; Laban Effort analysis; Movement analysis; Movement-based interaction.

ACM Classification Keywords

I.5.1 Pattern Recognition: Models; H.1.2 Models and Principles: User/Machine Systems.

INTRODUCTION

Within Human Computer Interaction (HCI) movement was originally understood as a functional component of interaction. This design approach reflects the task-oriented focus of early HCI research, which was preoccupied with ergonomics and efficiency as exemplified. Yet, movement is not solely functional, it is also highly expressive and experiential. Our research articulates higher-level semantics of human movement qualities, which exploits the language of Laban Movement Analysis (LMA) as a model for describing movement expressivity for the design of novel, nuanced and meaningful movement-based interaction.

Movement analysis systems such as LMA have a rich epistemological history particularly in the domains of dance, non-verbal communication, psychoanalysis and psychology providing rigorous explanatory models for the description of movement [16], its function and its expression. LMA has been used in previous computational systems, to interpret the physical movements of robot agents as outward manifestations of internal emotional states [2], to generate physically expressive animated characters [8], support social intimacy by interpreting qualities of touch applied to networked, tactile interfaces [25], and classify activities such as walking and running [14]. Yet, within HCI, the application of LMA theories, principles and models remains marginal and most of the time incomplete or compressed.

The general goal of our research is to explore how movement expertise from LMA can lead to the design and integration of more richly articulated human movement knowledge within movement-based interaction. In particular, we are interested in the notion of “movement qualities” (MQs) that practitioners and theorists of movement define as the qualitative characteristics defining the manner in which a movement is executed. LMA formalizes MQs into the Effort category (the other categories being Body, Space, and Shape). Laban describes the movement's Effort according to four factors: Space, Time, Weight, and Flow. Each factor has two elements (Space: Direct/Indirect, Time: Sudden/Sustained, Weight: Light/Strong, Flow: Bound/Free) that can be understood as two ends of a continuum in which the movements can vary and thus reveal different qualities or “Effort qualities”. Laban considers the Effort qualities as expressive attributes of movement produced by dynamics. Although MQs are a central notion that conveys movement expressiveness, they haven't been explored in designing and evaluating Human-Computer Interactions until lately [9,11,17,27]. We believe that because MQs reveals movement expressiveness, their use has strong potential for movement-based interaction with applications in the arts, digital media, entertainment, education, or rehabilitation. Precisely, our work aims at designing and evaluating interactive systems where the notion of MQs is central, and that provide feedbacks that can inform users about their MQs. Our systems include MQ analysis (motion capture, feature extraction, and real-time recognition), synthesis and control through for example sound or visual feedback (given the extracted MQs).

In this paper, we present the design and evaluation of a prototype of MQs analysis system called EFFORTDETECT that uses a single-accelerometer data fed to Machine Learning software to recognize in real-time and classify Laban Effort qualities. We also present two artistic applications that use EFFORTDETECT to capture MQs and integrate it as an interaction modality. They demonstrated the system’s applicability in the performing Arts and in particular in two successful dance performances and an interactive installation venue.

While most of the MQs recognition techniques rely on motion capture or video data, which require careful positioning of a subject and cameras, our system is based on a single-accelerometer to perform continuous MQs classifications. The advantage of using accelerometers is that they are small and thus highly portable, and can be used under a wide range of environmental conditions including interactive installations targeting general public audience, interactive performances or mobile applications. In such conditions, a compelling feature of single-accelerometer systems is their pervasive ability to pragmatically 'hand over' interaction capability between users. Our approach to selecting single-accelerometer systems emphasizes the often precarious and critical temporal transactions between users. Interaction designers may trade-off the recognition accuracy from multiple accelerometers systems for the ease and simple handing over of one accelerometer between users. This is a key pervasive feature for Art settings, as well as mobile device uses. In addition, accelerometer data are directly linked to movement dynamics that produce MQs, and thus offer a coherent alternative to positional data when feeding the recognition process. Moreover, single-accelerometers are among the most common embedded sensor in popular consumer mobile technologies. Accelerometer data abounds in everyday contexts through rapidly growing access to consumer products such as mobile phones, accelerometer wristbands and game controllers. The embedded single-accelerometer remains a common-denominator in this large range of consumer sensor devices. Yet, representing movement data as an intelligent resource remains scarce. How can we expand the affordances of single-accelerometer applications to include MQs? Our research in articulating a language of human movement is based on higher-level semantics that computationally describe MQs, utilizing LMA as a stable and replicable model that can be directly applied to a wide variety of single-accelerometer consumer platforms. Our contribution to HCI is targeting mobile applications based on data from personal devices with single-accelerometers.

LABAN MOVEMENT ANALYSIS

In this section, we present the LMA system in order to clarify how we use it to define a framework for MQs recognition and evaluation. LMA looks at movement through four different categories of Body, Space, Effort, and Shape [16] that comprise a rigorous and systematic

framework for understanding and categorizing movement. The Effort component describes human MQs using four Factors: Space, Time, Weight, and Flow. Observable qualities of Effort mark the outer manifestation of an inner attitude. Each of the Effort Factors is a continuum bounded by two extreme values or elements (Space: Direct/Indirect, Time: Sudden/Sustained, Weight: Light/Strong, Flow: Bound/Free) in which movement can vary and thus reveal different qualities or “Effort qualities”. One of the values is the result of “Indulging” through the Effort, while the other extreme value is the result of “Fighting” through the Effort [15]. Space is related to the subject’s attention to the surrounding environment. Time is related to the subject’s sense of urgency. Weight is related to the subject’s impact upon the world. Flow is related to the subject’s attitude towards bodily control. Table 1 lists the Indulging and Fighting Effort elements and their related internal attitudes.

Factor	Indulging element	Fighting element
Space	Indirect flexible, meandering, wandering, multi-	Direct single focus, channeled,
Weight	Light buoyant, delicate, overcoming gravity	Strong powerful, having an impact
Time	Sustained lingering, leisurely	Sudden hurried, urgent
Flow	Free uncontrolled, abandoned, unable to	Bound controlled, restrained, able to stop

Table 1. The Effort Factors and their Indulging and Fighting elements.

Basic Effort Action	Space Factor	Time Factor	Weight Factor
Press	Direct	Sustained	Strong
Glide	Direct	Sustained	Light
Punch	Direct	Sudden	Strong
Dab	Direct	Sudden	Light
Wring	Indirect	Sustained	Strong
Float	Indirect	Sustained	Light
Slash	Indirect	Sudden	Strong
Flick	Indirect	Sudden	Light

Table 2. The BEAs of Laban Action Drive.

Not all the Effort Factors play a significant role at all times. One or more of the Efforts may be attenuated in movement. Laban denotes by *Action Drive*, actions with MQs where Flow Effort is not emphasized. To delimit the *Action Drive*, he combines the extreme values of Space, Time, and Weight Effort into what he calls the eight Basic Effort Actions (BEAs). The BEAs, outlined in Table 2, are not movement *per se*. When waving one’s hand goodbye, for example, the

movement could have either a *punching* or a *floating* quality. The BEAs can thus be treated as qualitative descriptors of movement that combines three Effort Factors. Because these actions are prevalent in daily activity and because they cover a large range of Efforts, qualities and dynamics, we chose to train EFFORTDETECT computational model to recognize and classify them in real time.

BACKGROUND

In this section, we review computational approaches to Laban Efforts recognition as well as the literature on the use of accelerometers for movement recognition to provide the context for EFFORTDETECT's model of MQs recognition.

Computation Models of Laban Efforts

The rich framework of MQs provided by LMA contributes to its appeal in the field of Computer Science. Indeed, most models that incorporate MQs analysis and/or synthesis rely on the Effort and Shape categories of LMA [20,22,24,29,32]. Some of the earliest work taking MQs into account in computer animation comes from Norman Badler's research group. They developed the EMOTE system to animate a 3D character using Laban's Effort and Shape qualities in order to produce more expressive and natural simulated movements [8]. They also developed movement segmentation techniques along the Laban Effort Factors, using high-level movement descriptors inspired by the eight Effort elements [7]. LMA Shape qualities were exploited by Swaminathan et al. and used to train dynamic Bayesian networks for MQs recognition [29].

In Human-Computer Interaction, some remarkable systems have been exploring MQs [11]. Laban Effort qualities inspired a theoretical framework for the design of "graceful" movement-based interactions proposed by Hashim et al [12]. Schiphorst uses the eight BEAs defined by Laban that convey different combinations of Effort qualities, in order to enhance the aesthetic appreciation of digital art by better involving the body of the user in the experience of interacting with digital media [26]. Schiphorst et al. also use the BEAs to interpret qualities of touch applied to networked, tactile interfaces [25]. More recently, Mentis and Johanson proposed a study that aims to situate the perception of MQs, in one's own movement and in another's movements [18]. For this purpose they built a Kinect-based system for an improvisational dance performance where audience members MQs as defined by Laban Efforts, are used to influence the music.

Most of the existing approaches of Effort recognition use positional data taken either from motion capture systems or video data. These require the subject to be positioned in a constrained way in relation to a camera or to a motion capture setup. Additionally, these approaches require the movement to be a priori partitioned into discrete segments before the classification is performed. Bindiganavale delimits the segment boundaries by computing the zero-crossings of acceleration data and detecting local velocity

extrema [5]. Zhao extracts a curvature feature from motion capture data and segments movement where extreme changes in the curvature are accompanied by zero-crossings in the acceleration data [32]. These approaches to motion segmentation presume that motion is a series of discrete segments and each segment embeds an independent set of Laban Effort qualities. Our approach doesn't require segmenting the movement and thus maps to movement theories articulated by Laban, Bergsen, Sheets-Johnstone, and other movement philosophers who understand movement as continuous and nondiscrete [4,28].

Accelerometer-based Movement Recognition

Accelerometers built into mobile phones and gaming devices such as the Nintendo Wii Remote have popularized mobile applications that rely on movement recognition. Accelerometers have been mostly used for tasks such as navigation [1], pointing [31], gesture-based authentication [10], or text input [13]. These single-accelerator systems usually include movement properties such as its contours [1], orientation, tilt and direction [6], but only few of them take into consideration the dynamical or temporal component of movement by including for instance variation of speed and acceleration (which are crucial to the notion of MQs) [27]. However, some accelerometer-based systems have explored aspects of MQs for example, when recognizing semaphoric signals such as shakes, whacks, or bumps [6], which all have Direct and Sudden qualities. Roudaut *et al.* incorporate aspects of MQs in their design of the TimeTilt system, which differentiates between smooth and jerky tilting of their accelerometer-equipped device [23]. Khoshhal *et al.* use a system of six accelerometers to extract Time Effort, but no other Factor of MQs [14]. Our prototype is the only portable, single-accelerator-based system that is designed to recognize a wide range of MQs including three of Laban Effort Factors. It can be ported to existing mobile devices by using the mobile device's built-in accelerometer and interfacing it with an application that can process the acceleration data.

SYSTEM DESIGN

We designed the EFFORTDETECT system based on the knowledge and embodied practice provided by the LMA system.

Wearable Accelerometer

EFFORTDETECT uses data from a single wearable accelerometer. Although acceleration can be derived from positional data, collecting acceleration data is a more natural fit to motion dynamics and thus MQs recognition than capturing positional information. More generally, LMA analyses human movement as the *process of change*, any change of Body Effort Shape or Space, rather than the positions within the trajectories traced by a movement [3]. Moreover, the use of a single accelerometer is consistent with the practice & observation of LMA Basic Effort Actions (BEAs) that are performed using a dominant body part leading the movement. In most of the cases, the hand

and arm is the body segment leading the BEA. We chose a wrist-mounted accelerometer to detect the BEAs led by the dominant arm. This could also be replicated in consumer use by holding a mobile device such as a smart-phone or wearing an accelerometer wristband or a watch.



Figure 1. The Wearable Acceleration Unit

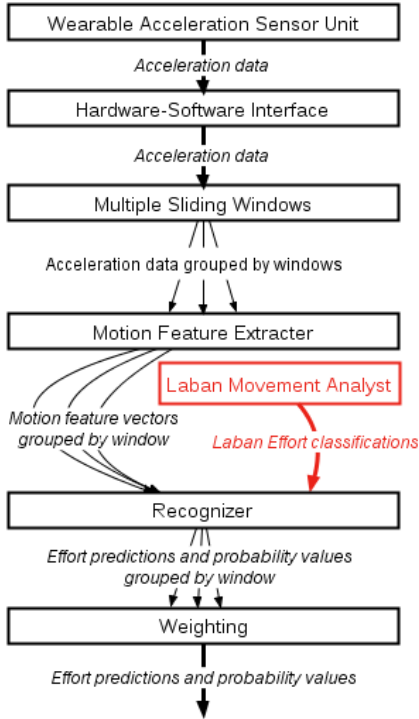


Figure 2. The architecture of EFFORTDETECT.
Components in red are active in the training phase.

Technically, our Wearable Acceleration Sensor Unit is composed of a wireless transmitter and a 5DOF accelerometer sensor mounted on a microcontroller and powered by a 3.7-volt battery. The sensors transmit acceleration data from the x, y, and z-axes as well as pitch and roll acceleration data. The wireless transmitters send the acceleration data to the Hardware-Software Interface once every 10 milliseconds. A Wearable Acceleration Sensor Unit is sewn into a 4-inch wide elastic fabric band that is attached to the dancer's right arm, as shown in Figure 1.

EFFORTDETECT's use of wireless transmitters and acceleration sensors implies that the system can be used in low-light situations where a computer vision-based method would perform poorly. Our wearable hardware system prevents from body part occlusion which is a concern in both computer vision-based tracking and in passive and active IR tracking. While occlusion is not a problem with magnetic motion tracking systems, the need of both IR and magnetic tracking to process the data from multiple moving bodies are cost-prohibitive compared to EFFORTDETECT [21]. Moreover, computer vision-based methods often rely on multiple viewing angles for greatest accuracy, making these methods unsuitable in situations where ideal lines-of-sight cannot be established, such as spaces that contain obstacles, e.g. furniture, or outdoor spaces that do not allow cameras to be placed in optimal locations. Furthermore, EFFORTDETECT's hardware subsystem allows the computers processing the motion data to be located a long distance away from the moving bodies.

Multiple Sliding Time Windows

Because we consider human movement as a dynamic, continuous flux [19], we designed the EFFORTDETECT system using multiple sliding time windows approach rather than an a priori motion segmentation approach. EFFORTDETECT adapts a sliding window system first described by Widmer and Kubat [30] and analyzes movement data incrementally by examining it in context across three time scales. Each time scale view is a sliding time window, where the incoming data displaces the oldest data in a circular buffer. We define three windows, $w_{L,i}$, $w_{M,i}$, $w_{S,i}$ to represent a large window containing L samples, a medium window containing M samples, and a small window containing S samples, respectively, where $L > M > S$. These three sets of motion samples are passed on to the Motion Feature Extractor (see next section); at time t_{i+1} , we generate windows $w_{L,i+1}$, $w_{M,i+1}$, and $w_{S,i+1}$, which discards the earliest sample in each window and appends a new sample to each window. We note that in our implementation, we find that at a sampling rate of 100 samples per second, $L = 200$, $M = 150$, and $S = 50$ produce good results.

Motion Features

The Motion Feature Extractor examines the data in each time window and produces motion feature vectors, one per window, which summarizes the character of the motion within the time scale of each window. For every window $w_{n,i}$ of size n , we compute a *motion feature vector collection* $M_{n,i} = \{X_{n,i}, Y_{n,i}, Z_{n,i}, P_{n,i}, R_{n,i}\}$, where $X_{n,i}, Y_{n,i}, Z_{n,i}, P_{n,i}, R_{n,i}$ are *motion feature vectors* associated with window $w_{n,i}$, composed of 9 real-numbered *motion features*. The motion features are normalized. Since every motion feature is associated with a particular degree of freedom, for a particular window, for a particular sensor, for a particular time step, we generate 9 motion features x 5 motion feature

Profile number	Dab conf	Flick conf	Float conf	Glide conf	Press conf	Wring conf	Slash conf	Punch conf	1st-dominant BEA ($e_{m,1}$)	2nd-dominant BEA ($e_{m,2}$)
1	0.035	0.442	0.025	0.	0.	0.006	0.	0.451	Punch	Flick
2	0.040	0.392	0.025	0.	0.	0.008	0.	0.377	Flick	Punch
...
99	0.226	0.101	0.052	0.006	0.	0.006	0.	0.451	Punch	Dab
100	0.181	0.034	0.063	0.023	0.	0.007	0.	0.451	Punch	Dab

Table 3. Example of BEA profile stream for a 1-second gesture (target BEA = Punch) determining the 1st and 2nd dominant BEA using profile-centered analysis

vectors x 3 motion feature vector collections x 3 sensors = 405 motion features per time step.

To describe the nine motion features we extracted, we present as an example a time window, $w_{n,i}$, of size n at time step i , and motion sample x_i along the x-axis from the window. A similar analysis can be made for motion samples in the y , z , p , and r axes.

1. We compute a current difference feature as the signed difference in value between the current motion sample value, x_i , and the one immediately preceding it, x_{i-1} .
2. The average difference is the mean of all the current differences in the window. We compute the ratio of the current and average difference features
3. We define the trajectory of x_i to be the slope of the line determined by the line passing through x_i and x_{i-1} , and the current trajectory to be a value associated with the current time step.
4. The average trajectory is defined as the average of the trajectories of all n samples within the current time window. We compute the ratio of the current trajectory on the average trajectory.
5. The number of direction changes describes the number of times where the motion switches direction along the axis. We compute the ratio of the number of direction changes per number of samples in window and per duration of the window.
6. Finally, we define a threshold value determined by recording the x value of the accelerometer at rest, below which we consider the sensor to be still. We compute the ratio of stillness to overall motion given by the number samples that represent the sensor at rest divided on the number of samples that represent the sensor in motion.

Recognition Process

EFFORTDETECT is based on a supervised learning system built using Max/MSP and Java and using a classifier implemented in Weka¹, an open source collection of data mining and Machine Learning algorithm. The stream of incoming feature vectors are fed to a classifier that operates

in a training phase and a performance phase. During the training phase, an expert Laban Certified Movement Analyst (CMA) from the dance department of the University of Illinois recorded examples of the BEAs. During the performance phase, the recognition process would evaluate other dancers execution of the BEAs. Based on the examples recorded during the training, the recognition process is able, during the performance phase, to estimate in real-time the similarities between the BEAs performed by the user and the pre-recorded examples and decide on the BEA that is most likely to be performed by the user. Precisely, during the performance phase, the system outputs a continuous stream of classifications, which we call the BEA profile stream i.e. recognition rates or confidence values associated with each of the eight BEAs, rated from 0 to 1, for each of the time windows. Figure 2 shows the subsystems and the data they generate. The system examines the motion at all time scale windows and combines them to produce a single BEA profile stream. Depending on the target BEA under consideration, the system weights the output from different time scale windows. For example, quick BEAs such as Punch may occur within half a second or less, but they would be lost in the context of a five-second window. To detect the occurrence of these quick motions, we give heavier weight to the results of the shortest time window than of the longest time window. This approach supports continuous analysis of motion over time, and allows us to examine complex composite motion (interesting combinations and sequences of motion) over a variety of time scales.

SYSTEM EVALUATION

Experimental Procedure

We conducted an evaluation session with a dancer who has studied LMA as part of her university-level dance training and a Certified Laban Movement Analyst (CMA). The evaluation session was structured into several components. We organized an *LMA knowledge exchange session* where the movement analyst worked with the dancer to ensure that the dancer was performing the BEAs to a degree that was legible to the analyst. We then recorded the dancer performing eight BEAs ten times, in random sequence, while the analyst confirmed the legibility of each performance. Finally, we did an *open-ended interview*

¹ Weka Software <http://www.cs.waikato.ac.nz/ml/weka/>

where we encouraged the dancer and the CMA to share observations and provide feedback on EFFORTDETECT and any aspect of the evaluation session itself. We would like to emphasize that although the evaluation uses only one dancer and one CMA, these two participants are experts, highly trained in the Laban Movement Analysis system. When movements that exhibit the eight BEAs are performed, certified analysts can unambiguously and consistently recognize their presence and with little variation in performance. In other words, the categories are consistently identified. Our expert review of the system relies on the connoisseurship that is developed and refined by movement experts, and on which previous LMA-recognition research has also relied.

Data Collected

We collected 80 profile streams that we recorded using a custom tool built in Max/MSP to assess quantitatively the performance of the EFFORTDETECT system.

RESULTS AND DISCUSSION

Data Analysis

In this evaluation, we measure the *accuracy* of the recognition (i.e., how accurately the system chooses the dominant *BEA* in a movement from the eight possible *BEAs*) and the *confidence* of that recognition. Consider a *BEA* representing a Punch performed over the duration of 1 second. Since EFFORTDETECT produces a *BEA* profile every 10 ms, it generates 100 Effort profiles for the gesture over 1 second. To assess the accuracy and the confidence of the recognition for a profile stream with respect to the target effort, we compute a profile-centered analysis that determines the *n*th-dominant *BEA* (denoted $e_{m,n}$) as the effort in profile *m* that has the *n*th highest confidence (denoted $p_{m,n}$). The *n*th-dominant *BEA* for the stream (denoted E_n) is the *BEA* that appears most frequently in $\{e_{1,n}, e_{2,n}, e_{3,n}, \dots, e_{M,n}\}$, where *M* is the number of profiles in the stream. The *n*th-dominant recognition confidence for the stream (denoted C_n) is the mean of all $c_{m,n}$ assigned to $e_{m,n}$ where $e_{m,n} = E_n$ for $1 \leq m \leq M$. Table 3 summarizes these measures for the profile streams of a punch; due to space constraints, we show only the first two and the last two profiles.

Analysis of Accuracy

We compute the accuracy value of the system by analyzing whether the target *BEA* is recognized or not. We define $r_{m,n}$ to be the Boolean value associated with $e_{m,n}$ (the *n*th-dominant *BEA* in profile *m*), where $r_{m,n} = 1$ if $e_{m,n}$ is the target *BEA* and $r_{m,n} = 0$ if otherwise. We define R_n to be the accuracy value of the *n*th-dominant *BEA* in the entire profile stream, and is computed as the average of $r_{m,n}$ for $1 \leq m \leq M$. The average of the simple accuracy values, as well as the average of the 1st-dominant recognitions for all profile streams is summarized in the confusion matrix in Figure 3. Because of the different number of profiles we used for each target effort, we express the entries of the matrix in percent, computed by using the column sum as 100%. For example,

10 of the 14 gestures that were performed with the target effort of Dab were classified as a gesture with a 1st-dominant *BEA* of Dab; hence, the value in the Dab/Dab entry is 71.43%. The size of the squares is scaled to match the numerical values in the entries, while the opacity represents the average confidence associated with the recognition. The notable results shown in Figure 3 include high accuracy and confidence values for Punch and Glide recognition, a strong tendency to confidently misclassify Slash as Punch, and strong Dab and Wring recognition accuracy but with low confidence.

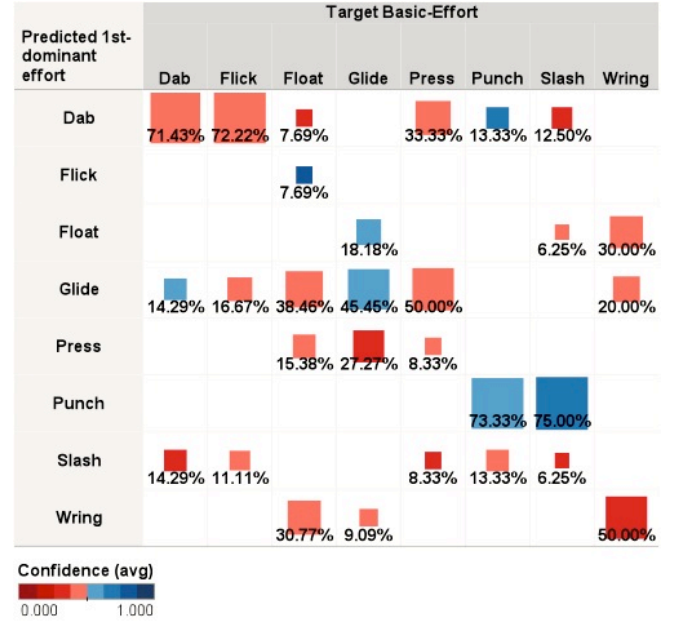


Figure 3. Modified confusion matrix using a simple, profile-centered interpretation of profile streams.

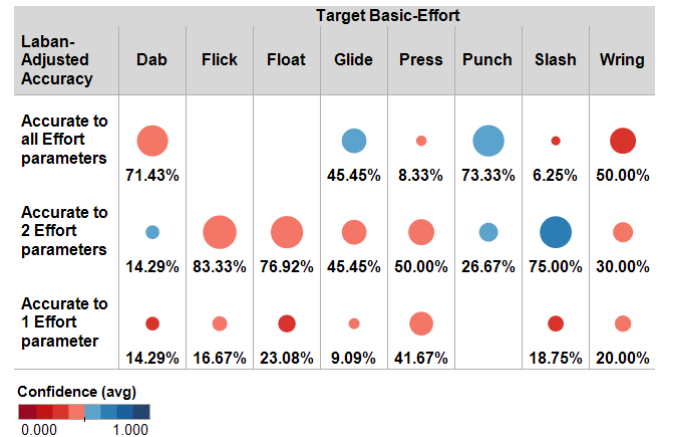


Figure 4. LMA-adjusted accuracy for 1st-dominant *BEA* recognitions.

LMA-adjusted Analysis of Accuracy

A simple analysis of accuracy ignores the fact that the eight *BEAs* have fundamental similarities. For instance, Dab (*Light, Direct, Quick*) and Flick (*Light, Indirect, Quick*)

differ only in their Space Factor. In contrast, Dab and Slash (*Heavy, Indirect, Quick*) differ by two Effort Factors. Figure 3 indicates that EFFORTDETECT often mistook a Flick for Dab (72.22%). However, the results of the interviews of the CMA contrasted this, since she stated that these variations were consistent with her experience of LMA highlighting the degree of movement variability and complexity that occurs within movement streams, but that certain other kinds of classifications would not be as admissible. *For instance, it would make little sense if Dab were classified as Wring (Heavy, Indirect, Sustained), and even less sense if Dab were classified as Slash (Heavy, Indirect, Quick).*

Following the movement analyst’s observations, we propose an *LMA-adjusted analysis* of accuracy that appropriately weights the contribution of each predicted 1st-dominant BEA within a profile when calculating the 1st-dominant BEA for the profile stream. Instead of a confusion matrix, a comparison of LMA-adjusted accuracy values—averaged across profile streams and grouped by target Effort—is more appropriate. Figure 4 graphs the distribution of LMA-adjusted accuracy values across the eight-targeted BEAs. Profile streams associated with Glide and Wring targets demonstrate complete Effort parameter accuracy more than 45% of the time (Glide: 45.45%; Wring: 50%), and accuracy to within two Effort parameters at least 30% of the time (Glide: 45.45%, Wring: 30%). Profile streams associated with Dab and Punch targets are accurate to within all Effort parameters more than 70% of time (Dab: 71.43%; Punch: 73.33%). Profile streams associated with Flick, Float, and Slash targets are accurate to within two Effort parameters at least 75% of the time. Figure 4 also reveals that no profile stream was *inaccurate* by all three Effort parameters.

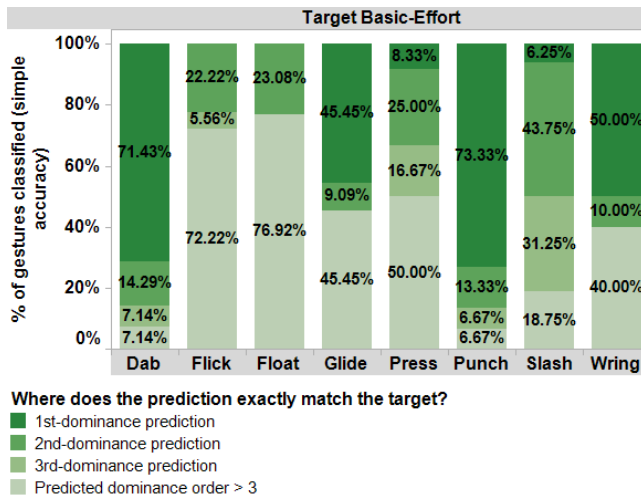


Figure 5. Simple accuracy by dominance order.

Dominance Order Analysis

Figure 4 shows that 1st-dominance matching for Flick, Float, and Slash targets is inaccurate by a degree of only one Effort parameter between 75% and 83% of the time. This

finding suggests another line of inquiry: at which dominance levels are these BEAs exactly recognized? Figure 5 visually charts the answer and reveals that profile streams for the Slash target exactly matches all Effort parameters in the predicted 2nd-dominant BEA 44% of the time. This shows that though the system is often (75%) confident that Punch is present in a Slash-based movement, the system’s next best guess is more accurate 43.75% of the time

COMPARISON WITH EXISTING SYSTEMS

We would like to emphasize that while EFFORTDETECT does not outperform LMA-based recognition systems described in the literature, we stress the significance of the results given that the data comes from a single accelerometer attached to only one body part, unlike the systems reported by Zhao and Badler (seven body parts) [32], Rett *et al.* (two body parts) [22], and Santos *et al.* (three body parts) [24]. Indeed, Zhao and Badler [32] used magnetic trackers and video and reported a recognition rate of about 90% for Weight, Time, and Flow Efforts. Rett *et al.* [22] use Bayesian reasoning to perform continuous classification on video data to detect Time and Space Efforts, but not Weight Effort. They report success rates between 75% to 92% in distinguishing between the four BEAs with Light Weight: Flick, Dab, Glide, and Float. Santos *et al.* [24] achieved recognition rates between 58.7% and 97.1% for Space, Weight, and Time Efforts.

To compare EFFORTDETECT’s performance with other LMA systems, we compute a weighted overall detection accuracy as $(\text{rate of perfect parameter matching} + 2/3 * (\text{rate at which two out of three parameters are matched}) + 1/3 * (\text{rate at which one out of three parameters are matched}))$ at the 1st-dominance recognition level, as summarized in Table 4.

In this paper, our main contribution is not the movement recognition system itself. We do not claim that EFFORTDETECT outperforms other LMA-based recognition systems. Rather, we believed that a significant amount of MQs information can be recognized from a computationally efficient, real-time single accelerometer-based sensor that is readily wearable and deployable.

Basic Effort Action	Weighted accuracy
Dab	80.97%
Flick	61.11%
Float	58.97%
Glide	78.78%
Press	55.55%
Punch	91.11%
Slash	62.5%
Wring	76.67%
Average	70.71%

Table 4. Accuracy for 1st-dominant recognition

APPLICATIONS IN HCI AND DIGITAL PERFORMANCE

EFFORTDETECT system was successfully used in applications in digital performances and interactive installations and has future potential to be expanded into the greater HCI applications for health and well-being, gaming, visual analytics for the quantitative self, pedagogical and locative media, and large scale public entertainments platforms such as interactive urban screens.

Our contribution is to design for MQs as an interaction modality. For this purpose, we represent movement as a higher level semantic, which can map to human expression, affect and psychological factors. We utilize a stable and replicable system such as LMA that can be directly applied to HCI applications exploiting single-accelerometer consumer platforms. Thus, EFFORTDETECT can be incorporated in applications using the ubiquitous single-accelerometer consumer-devices for movement-based interaction, including hand-held mobile phone, game controllers, wrist-mounted accelerometers as well as wearable on-body devices embedded in clothing or accessories. Our system enables these applications to integrate users' MQs and thus expand the affordances of single-accelerometers beyond current uses such as the orientation of a browser page (a choice between portrait or landscape mode), or tilting a screen-based sprite. While our system utilizes a wrist-mounted accelerometer it can be ported to existing mobile devices by transmitting its accelerometer data as input to our Effort detection engine and mapping Effort recognition to higher-level movement semantics used by the application.

We have demonstrated the system's applicability in the performing Arts and in particular its use in two successful dance performances. Our system was also tested in a public context where participants collaboratively interacted through their MQs. We are currently expanding the use of our system in a large public interactive urban screen setting using mobile phones.

Astral Convertible

EFFORTDETECT's system was successfully used in a live restaging of choreographer Trisha Brown's Masterpiece, *Astral Convertible* (shown in Figure 6), at the Krannert Center for the Performing Arts at the University of Illinois at Urbana Champaign. Dancers performed choreographic material that was accurately recognized by software built on the same backend as EFFORTDETECT [21]. The recognized Efforts from the performers' acceleration data was used to trigger changes in aesthetic effects in the performance environment including light, sound, and projection. The use of EFFORTDETECT system in restaging the piece of Trisha Brown, valued the new perspectives that constantly emerge from the intersection of movement studies, Dance and more generally the Arts, with the field of HCI and movement-based interaction design. Moreover, this artistic production demonstrated the EFFORTDETECT system's applicability in the field of Dance and Performing Arts.



Figure 6. Image of Trisha Brown's piece, *Astral Convertible*. ©The Illinois eDream Institute

EMVIZ Visualization

In the fields of human movement analysis, artistic visualization, and interactive dance performance, EFFORTDETECT has also been used in the EMVIZ visualization system² (shown in Figure 7) to explore visual metaphors by mapping movement qualities, in the form of Laban BEAs to parameterized abstract visualizations.

The motivation for EMVIZ project comes from the interest and expertise about human movement in the field of contemporary dance performance and artistic visualization. The visualization system places attention on aesthetics, provides real-time response through models from expertise-based knowledge on properties of movement. EMVIZ uses metaphoric mappings that rely on artistic interpretation of human MQs to generate visual forms, and illustrate the creative design process for communicating expert knowledge around movement. EMVIZ was also used in an interactive art installation during which the audience interacted with the visuals. Audience provided feedback regarding their response to the aesthetic and communicative properties of the visualizations. They reported the system's capacities to support their ability to become aware of, engaged in, differentiate and furthermore, appreciate various MQs based on the changes in their own or alternatively in a dancer's movement, with the aid of EMVIZ.

² EMVIZ system

<http://metacreation.net/index.php?s=projects#top>



Figure 7. (a) EMVIZ used in a Dance performance, (b) EMVIZ used in a public interactive installation at Simon Fraser University Open House Event 2011. ©Pattarawut Subyen, MovingStories Partnership

CONCLUSION

EFFORTDETECT is a single-accelerometer system that recognizes in real-time Laban eight Basic Effort Actions and can be used under a wide range of environmental conditions. In designing and evaluating the EFFORTDETECT model, we applied quantitative approaches to assess the accuracy of our computational system to match our conceptual and epistemological goals. Its form factor makes it an ideal candidate for use in mobile and handheld devices. The analysis of the data indicates that the model recognizes MQs to various degrees of accuracy and confidence, and that in most cases both the systems level of accuracy and performance could be described and rationalized by the LMA analyst.

The main contribution of this paper is our approach to using expertise in planning and carrying out an evaluation for movement recognition systems rather than proposing a new movement recognition system. This, we argue, is of significant interest to the HCI community. As an additional contribution of our paper, we also aimed to illustrate in general the utility of acceleration as primary data when looking at movement quality. We believe that this is particularly relevant to the HCI field because of increasing

use of accelerometers in mobile devices and proliferation of mobile applications that take advantage of acceleration-based data.

As perspectives of our study, we are currently applying the results of the evaluation of the EFFORTDETECT presented in this paper, to the iterative design and development of the system. We are experimenting with variations of the underlying recognition model by generating new types of training data while actively using movement expertise to inform the process. For instance, we initially trained the system with movement corresponding to the eight *BEAs*; we are pursuing this work by generating training data that correspond to qualities that interpolate between *BEAs*, e.g., movements that have qualities somewhere between Dab and Punch, or Slash and Wring. However, instead of controlling only the outer form of the expression by simply directing the dancer to move “slower” or “more lightly”, the dancer develops an inner image (such as “digging a shallow trench in the sand” or “closing a 6-foot high wooden gate”) that aids them in performing the movement. Our future work is being explored across each level of the data stream: sensor data acquisition, categorizing and modeling low-level motion features, iterating the movement recognition and analysis model, and multi-modal representation of movement recognition data.

ACKNOWLEDGMENTS

We thank Kristin Carlson, Cheryl Prophet, and the members of the Expressive Motion Research Project, and the Performance-Research Group in the School of Interactive Arts and Technology at Simon Fraser University. We thank our international collaborators at the Institute for Advanced Computing Applications and Technologies at the University of Illinois Dance Department. We also thank our funders MITACS, and the New Media Initiative funded through the Canada Council for the Arts (CCA) and the Natural Sciences Engineering Research Council (NSERC).

REFERENCES

1. Amstutz, R., Amft, O., French, B., Smailagic, A., Siewiorek, D., and Troster, G. Performance Analysis of an HMM-Based Gesture Recognition Using a Wristwatch Device. *Proceedings of the International Conference on Computational Science and Engineering (CSE)*, IEEE (2009), 303-309.
2. Barakova, E.I. and Lourens, T. Expressing and interpreting emotional movements in social games with robots. *Proceedings of the Personal Ubiquitous Comput.* 14, 5 (2010), 457-467.
3. Bartenieff, I. and Lewis, D. *Body Movement: Coping with the Environment*. Routledge, 1980.
4. Bergson, H. *Matter and Memory*. Zone Books, New York, 1988.
5. Bindiganavale, R.N. *Building parameterized action representations from observation*. Doctoral dissertation University of Pennsylvania Philadelphia, PA, USA, 2000.

6. Bott, J.N., Crowley, J.G., and LaViola, Jr., J.J. Exploring 3D gestural interfaces for music creation in video games. *Proceedings of the 4th International Conference on Foundations of Digital Games*, ACM (2009), 18–25.
7. Bouchard, D. and Badler, N. Semantic segmentation of motion capture using Laban Movement Analysis. *Proceedings of the international conference on Intelligent Virtual Agents*, Springer (2007), 37–44.
8. Chi, D., Costa, M., Zhao, L., and Badler, N. The EMOTE model for Effort-Shape. *Proceedings of the conference on computer graphics and interactive techniques*, ACM (2000), 173–182.
9. Djajadiningrat, T., Matthews, B., and Stienstra, M. Easy doesn't do it: skill and expression in tangible aesthetics. *Personal and Ubiquitous Computing* 11, 8 (2007), 657–676.
10. Farella, E., O'Modhrain, S., Benini, L., and Riccò, B. Gesture Signature for Ambient Intelligence Applications: A Feasibility Study. In K.P. Fishkin, B. Schiele, P. Nixon and A. Quigley, eds., *Pervasive Computing*. Springer Berlin Heidelberg, 2006, 288–304.
11. Fdili Alaoui, S., Caramiaux, B., Serrano, M. and Bevilacqua, F., Dance Movement Quality as Interaction Modality. *Proceedings of the International Conference on Designing Interactive Systems (DIS)*, ACM (2012) 761–769.
12. Hashim, W.N.W., Noor, N.L.M., and Adnan, W.A.W. The design of aesthetic interaction: towards a graceful interaction framework. *Proceedings of the International Conference on Interaction Sciences: Information Technology, Culture and Human*, ACM (2009), 69–75.
13. Jones, E., Alexander, J., Andreou, A., Irani, P., and Subramanian, S. GesText: accelerometer-based gestural text-entry systems. *Proceedings of the International Conference on Human Factors in Computing Systems (SIGCHI)*, ACM (2010), 2173–2182.
14. Khoshhal, K., Aliakbarpour, H., Quintas, J., Drews, P., and Dias, J. Probabilistic LMA-based classification of human behaviour understanding using Power Spectrum technique. *Proceedings of the 13th Conference on Information Fusion (FUSION)*, IEEE (2010), 1–7.
15. Laban, R. and Lawrence, F.C. *Effort: Economy of Human Movement*. Macdonald and Evans, Plymouth, 1974.
16. Laban, R. *Effort*. Macdonald & Evans, London, 1947.
17. Loke, L., Larssen, A.T., Robertson, T., and Edwards, J. Understanding movement for interaction design: frameworks and approaches. *Personal and Ubiquitous Computing* 11, (2007), 691–701.
18. Mentis, H., and Johansson, C. Seeing movement qualities. *Proceedings of the International Conference on Human Factors in Computing Systems (SIGCHI)*, ACM (2013), 3375–3384.
19. Moore, C.L. and Yamamoto, K. *Beyond Words: Movement Observation and Analysis*. Gordon & Breach Science Publishers, New York, U.S.A, 1988.
20. Nakata, T., Mori, T., and Sato, T. Analysis of impression of robot bodily expression. *Journal of Robotics and Mechatronics* 14, 1 (2002), 27–36.
21. Pietrowicz, M., Garnett, G., McGrath, R., and Toenjes, J. Multimodal gestural interaction in performance. *Proceedings of the International Conference on Human Factors in Computing Systems (SIGCHI)*, ACM (2010).
22. Rett, J., Dias, J., and Ahuactzin, J.-M. Bayesian reasoning for Laban Movement Analysis used in human-machine interaction. *International Journal of Reasoning-based Intelligent Systems* 2, 1 (2010), 13–35.
23. Roudaut, A., Baglioni, M., and Lecolinet, E. TimeTilt: Using Sensor-Based Gestures to Travel through Multiple Applications on a Mobile Device. *Proceedings of INTERACT International Conference on Human-Computer Interaction*, Springer-Verlag (2009), 830–834.
24. Santos, L., Prado, J.A., and Dias, J. Human Robot interaction studies on Laban human movement analysis and dynamic background segmentation. *Proceedings of the IEEE/RSJ international conference on Intelligent robots and systems* (2009), 4984–4989.
25. Schiphorst, T., Nack, F., KauwATjoe, M., et al. PillowTalk: can we afford intimacy? *Proceedings of the 1st international conference on Tangible and embedded interaction*, ACM (2007), 23–30.
26. Schiphorst, T. Self-evidence: applying somatic connoisseurship to experience design. *Proceedings of the International Conference on Human Factors in Computing Systems (SIGCHI)*, ACM (2011), 145–160.
27. Scoditti, A., Blanch, R., and Coutaz, J. A novel taxonomy for gestural interaction techniques based on accelerometers. *Proceedings of the 16th international conference on Intelligent user interfaces*, ACM (2011), 63–72.
28. Sheets-Johnstone, M. *The Primacy of Movement*. John Benjamins Publishing Company, Amsterdam, 1999.
29. Swaminathan, D., Thornburg, H., Mumford, J., Rajko, S., James, J., Ingalls, T., Campana, E., Qian, G., Sampath, P., Peng, B., A dynamic Bayesian approach to computational Laban shape quality analysis. *Advances in Human Computer Interaction*, (2009), 1–17.
30. Widmer, G., Kubat, M., Learning in the presence of concept drift and hidden contexts, *Machine Learning*, 23, 1 (1996), 69–101.
31. Wilson, A. and Shafer, S. XWand: UI for intelligent spaces. *Proceedings of the International Conference on Human Factors in Computing Systems (SIGCHI)*, ACM (2003), 545–552.
32. Zhao, L. and Badler, N. Acquiring and validating motion qualities from live limb gestures. *Graphical Models* 67, 1 (2005), 1–16.