



HAL
open science

On the development of locally implicit schemes for linear wave problems

Mamadou N'Diaye, H el ene Barucq, Marc Durufl e

► **To cite this version:**

Mamadou N'Diaye, H el ene Barucq, Marc Durufl e. On the development of locally implicit schemes for linear wave problems. MATHIAS 2017 – TOTAL Symposium on Mathematics, Oct 2017, Val d'Europe, France. pp.1-23. hal-01656542

HAL Id: hal-01656542

<https://inria.hal.science/hal-01656542>

Submitted on 5 Dec 2017

HAL is a multi-disciplinary open access archive for the deposit and dissemination of scientific research documents, whether they are published or not. The documents may come from teaching and research institutions in France or abroad, or from public or private research centers.

L'archive ouverte pluridisciplinaire **HAL**, est destin ee au d ep ot et  a la diffusion de documents scientifiques de niveau recherche, publi es ou non,  emanant des  tablissements d'enseignement et de recherche fran ais ou  trangers, des laboratoires publics ou priv es.

On the development of locally implicit schemes for linear wave problems

Mamadou N'DIAYE

Ph.D. student Department of Applied Mathematics

University of Pau & INRIA-Bordeaux Sud-Ouest, Team Magique-3D

Advisors : H el ene BARUCQ & Marc DURUFL E

Conference Mathias 2017

Val d'Europe (France) October, 25-27th



- Research code maintained by Marc Duruflé at INRIA (open-source).
- Frequency-domain and time domain modeling for wave propagation.

Main goals

- Several wave-field propagators
 - Acoustic, electromagnetic, aeroacoustic and elastodynamic.
- Different discretization methods
 - Spatial : FEM, DG, HDG
 - Time schemes: explicit and implicit one step, explicit multi-step.
- Uses several libraries like: Blas, Mumps, Lapack, SuperLU, GSL, ...

We have developed:

- Research code maintained by Marc Duruflé at INRIA (open-source).
- Frequency-domain and time domain modeling for wave propagation.

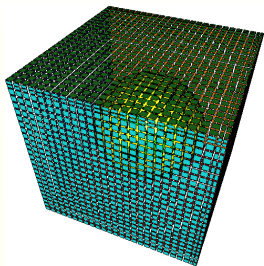
Main goals

- Several wave-field propagators
 - Acoustic, electromagnetic, aeroacoustic and elastodynamic.
- Different discretization methods
 - Spatial : FEM, DG, HDG
 - Time schemes: explicit and implicit one step, explicit multi-step.
- Uses several libraries like: Blas, Mumps, Lapack, SuperLU, GSL, ...

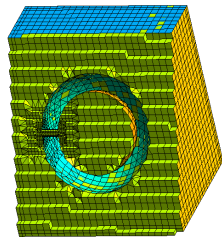
We have developed:

- ✓ Unconditionally stable implicit schemes (see [Barucq et al., 2017])
- ✓ Optimized CFL number explicit schemes (see the thesis [N'diaye, 2017]).
- ✓ Locally implicit schemes (see the thesis [N'diaye, 2017]).

Implicit and/or explicit high order time schemes?



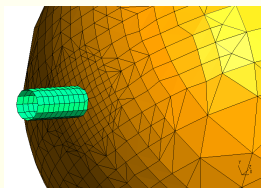
(a) Spherical resonant cavity



(b) Cross-section

24 885 elements

- 3 423 tetrahedra
- 16 571 hexahedra
- 4 246 pyramids
- 645 wedges



(c) Entry of the cavity

Implicit and/or explicit high order time schemes?

We consider the following ODE (Ordinary Differential equation):

$$M_h \frac{dy}{dt} + K_h y = f(t)$$

where M_h is the mass matrix and K_h is the stiffness matrix, obtained after space discretization on Ω .

The ODE is stiff because

- the eigenvalues of $M_h^{-1} K_h$ can be large,
- due to the presence of **small elements** in the computational mesh,
- or **high-order** space discretization.

Consequence

- ✓ Explicit methods become too expensive.
- ✓ Implicit methods are needed.
- ✓ But, implicit methods are highly memory consuming.

Implicit and/or explicit high order time schemes?

Table: Computational resources needed for explicit and implicit schemes for the scattering of the spherical resonant to obtained a relative L^2 error is below $1e - 03$ (3D case HDG Acoustic). The direct solver MUMPS is used for implicit schemes. The computational times correspond to the maximal time when using 6 nodes Miriel and 144 cores on the PlaFRIM platform.

Q_4	24 885 elements		1 633 475 degrees of freedom	
Schemes	Memory (GiB)	Factorization (GiB)	Number of time-steps	Computational times
L-ERK4 – 2	1.1	-	24 000	1h08mn25s
L-ERK8 – 2	1.40	-	15 000	1h16mn16s
L-SDIRK3 – 1	35.04	29.38	3 000	1h19mn30s
L-SDIRK7 – 2	35.41	29.38	900	44mn03s
Pade4	68.86	58.67	3 000	40mn31s
Pade8	136.40	117.34	750	20mn08s

How about mixing explicit and implicit schemes ?

- 1 Methodology for the construction of a locally implicit method
- 2 Numerical convergence

- 1 Methodology for the construction of a locally implicit method
 - General idea to construct a locally implicit method
 - Treatment of the coarse region
 - Treatment of the fine region
 - Splitting of the Mesh into fine and coarse region

General idea to construct a locally implicit method

We consider

$$\frac{dy(t)}{dt} = Ay(t) + F(t), \quad (1)$$

with $A = -M_h^{-1}K_h$ and $F(t) = M_h^{-1}f(t)$.

We consider the following splitting

$$y(t) = y^{(c)}(t) + y^{(f)}(t)$$

where

$$\begin{aligned} y^{(c)} &= (I - P)y(t), \\ y^{(f)} &= Py(t). \end{aligned}$$

P is a diagonal matrix with

$$\begin{cases} P_{i,i} = 1, & \text{if } i \text{ is a degree of freedom in the refined mesh} \\ P_{i,i} = 0, & \text{if } i \text{ is a degree of freedom in the coarse mesh} \end{cases}$$

General idea to construct a locally implicit method

We consider

$$\frac{dy(t)}{dt} = Ay(t) + F(t), \quad (1)$$

After discretization we compute $y(t_n + \xi\Delta t)$ as follows

$$\begin{aligned} y(t_n + \xi\Delta t) = & y(t_n) + \underbrace{\int_{t_n}^{t_n + \xi\Delta t} A(I - P)y(t)dt}_{\text{Coarse part}} + \overbrace{\int_{t_n}^{t_n + \xi\Delta t} (I - P)F(t)dt}^{\text{source term}} \\ & + \underbrace{\int_{t_n}^{t_n + \xi\Delta t} APy(t)dt}_{\text{Fine part}} + \overbrace{\int_{t_n}^{t_n + \xi\Delta t} PF(t)dt}^{\text{source term}} \end{aligned} \quad (2)$$

Treatment of the coarse region

For degrees of freedom (dofs) in the coarse region far from the fine region, we obtain the following expression:

$$y_{n+1} = y_n + \Delta t A(I - P) \sum_{j=0}^m \alpha_{j+1} \Delta t^j \tilde{w}_j + \Delta t(I - P) \sum_{i=1}^s b_i F_i \quad (3)$$

where α_j are the coefficients of the Optimized CFL number explicit schemes (see the thesis [N'diaye, 2017]), b_i are the weights of a quadrature rule and

$$\tilde{w}_j = A^j y(t_n) + \sum_{\ell=1}^j A^{j-\ell} Q^{(\ell-1)}(t_n).$$

Q is the polynomial that interpolates F .

Treatment of the fine region

We denote by \hat{Q} the anti-derivative of Q and we approximate the contribution for dofs in the coarse region close to the fine region to obtain:

$$y(t_n + \xi\Delta t) \approx y_n + A(I - P) \sum_{j=0}^m \alpha_{j+1} (\xi\Delta t)^{j+1} \tilde{w}_j + (I - P) \left(\hat{Q}(t_n + \xi\Delta t) - \hat{Q}(t_n) \right) + \int_{t_n}^{t_n + \xi\Delta t} APy(t) + PF(t) dt \quad (4)$$

We introduce $\tau = \xi\Delta$, $\tilde{y}(\tau) = y(t_n + \tau)$ and differentiate (4), like in [Mehlin et al., 2015], to get:

$$\frac{d\tilde{y}(\tau)}{d\tau} = \overbrace{A(I - P) \sum_{j=0}^m (j+1) \alpha_{j+1} \tau^j \tilde{w}_j}^{\text{updated source term}} + (I - P)Q(t_n + \tau) + PF(t_n + \tau) + AP\tilde{y}(\tau) \quad (5)$$

We use unconditionally stable implicit method developed in [Barucq et al., 2017] to solve the ODE (5).

Splitting of the Mesh into fine and coarse region

We assume that the domain Ω is meshed with elements K_i such that

$$\Omega = \bigcup K_i.$$

- We define Ω_i containing K_i and adjacent elements,
- then we define the size of K_i by:

$$h_i = \min_{\mathbf{e} \text{ edge of } \Omega_i} \text{length}(\mathbf{e}).$$

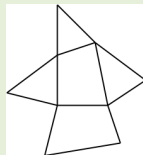


Figure: Example of 2D small meshes Ω_i .

Given a reference size h_{ref} , we split the domain using the following rule:

$$\begin{cases} \text{if } h_i \leq h_{ref}, K_i \in \Omega^{fine} = \text{fine region} \\ \text{if } h_i > h_{ref}, K_i \in \Omega^{coarse} = \text{coarse region} \end{cases}$$

2 Numerical convergence

Acoustic wave equation

We consider the first order formulation of the acoustic wave equation

$$\left\{ \begin{array}{l} \rho \partial_t u - \operatorname{div} \mathbf{v} = f, \quad \forall (x, t) \in \Omega \times I \\ \mu^{-1} \partial_t \mathbf{v} - \nabla u = 0, \quad \forall (x, t) \in \Omega \times I \\ u(x, 0) = \partial_t u(x, 0) = 0, \quad \forall x \in \Omega \quad (\text{null initial conditions}) \\ \mu \partial_n u = 0, \quad x \in \Gamma_N \quad (\text{Neumann condition}) \end{array} \right. \quad (6)$$

- Ω is the computational domain
- I is the time interval
- u is the pressure field
- \mathbf{v} is the displacement wave field
- $\rho = \frac{1}{\rho_f c^2}$ and $\mu = \frac{1}{\rho_f}$
- ρ_f is the fluid density
- c is the wave speed

Convergence curves

- ✓ 8th order HDG is used on a regular mesh covering $[-5, 5]^2$, and $\rho = \mu = 1$.
- ✓ The source term in space is $f(x, y) = \exp(-\alpha_0(x^2 + y^2))$, $\alpha_0 \approx -\frac{\log(10^{-6})}{4}$.
- ✓ $I = [0, 200]$, the temporal source is a Ricker, with frequency $f_0 = 0.48$.

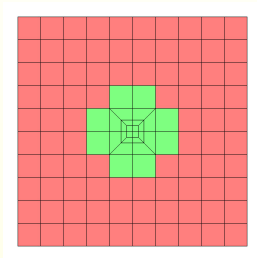
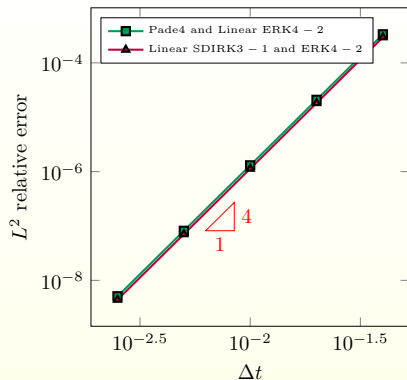


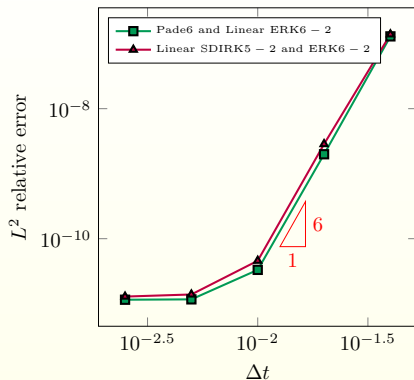
Figure: Mesh used for the convergence curves of the locally implicit method. Fine region in green.

- 116 elements
- 2 268 degrees of freedom
- $\Delta t_{max} \approx 0.005$ for classical ERK4
- $\Delta t_{max} \approx 0.0133$ for optimized ERK4 with 2 additional stages.
- $\Delta t_{max} \approx 0.04$ for the locally implicit method of order 4.

Convergence curves



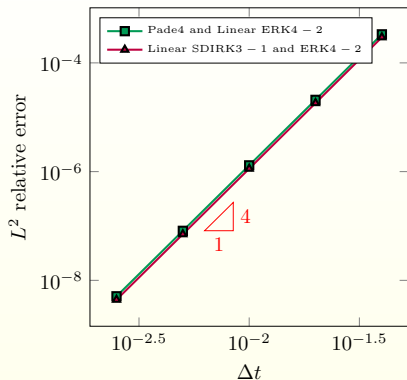
(a) Order 4



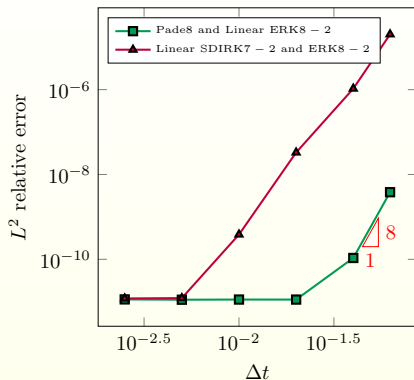
(b) order 6

Figure: Relative L^2 error between numerical solution and the reference solution for $t = 200$ with respect to the time step. Comparison of locally implicit methods of order 4 and 6 (Padé and Linear-SDIRK schemes combined with Linear-ERK schemes). The space discretization error is about 10^{-11} .

Convergence curves



(a) Order 4



(b) Order 8

Figure: Relative L^2 error between numerical solution and the reference solution for $t = 200$ with respect to the time step. Comparison of locally implicit methods of order 4 and 8 (Padé and Linear-SDIRK schemes combined with Linear-ERK schemes). The space discretization error is about 10^{-11} .

On going works

- Parallelization of the locally implicit method.
- Comparison of explicit, implicit and locally implicit methods for 3D problems.

Perspectives

- Comparison of locally implicit and the local time stepping technique.
- Combine locally implicit methods with the local time stepping technique.

On going works

- Parallelization of the locally implicit method.
- Comparison of explicit, implicit and locally implicit methods for 3D problems.

Perspectives

- Comparison of locally implicit and the local time stepping technique.
- Combine locally implicit methods with the local time stepping technique.

Thank you for your attention.

Questions?

3 References



Barucq, H., Duruflé, M., and N'Diaye, M. (2017).

High-order Padé and singly diagonally Runge-Kutta schemes for linear ODEs, application to wave propagation problems.

Accepted in Numerical Methods for Partial Differential Equations-Wiley.



Mehlin, M., Mitkova, T., and Grote, M. (2015).

Runge-Kutta-based explicit local time-stepping methods for wave propagation.

SIAM J. on Scientific Computing, 37(2).



N'diaye, M. (2017).

On the study and development of high-order time integration schemes for ODEs applied to acoustic and electromagnetic wave propagation problems.

PhD thesis, To be submitted at Université de Pau et des Pays de l'Adour.