



HAL
open science

JSON: Data model, Query languages and Schema specification

Pierre Bourhis, Juan L Reutter, Fernando Suárez, Domagoj Vrgoč

► **To cite this version:**

Pierre Bourhis, Juan L Reutter, Fernando Suárez, Domagoj Vrgoč. JSON: Data model, Query languages and Schema specification. PODS 2017 - Proceedings of the Thirty-Sixth ACM SIGMOD-SIGACT-SIGART Symposium on Principles of Database Systems, May 2017, Chicago, United States. 10.1145/3034786.3056120 . hal-01639182

HAL Id: hal-01639182

<https://inria.hal.science/hal-01639182>

Submitted on 20 Nov 2017

HAL is a multi-disciplinary open access archive for the deposit and dissemination of scientific research documents, whether they are published or not. The documents may come from teaching and research institutions in France or abroad, or from public or private research centers.

L'archive ouverte pluridisciplinaire **HAL**, est destinée au dépôt et à la diffusion de documents scientifiques de niveau recherche, publiés ou non, émanant des établissements d'enseignement et de recherche français ou étrangers, des laboratoires publics ou privés.

JSON: Data model, Query languages and Schema specification

Pierre Bourhis
CNRS CRISTAL UMR9189,
Lille; INRIA Lille
pierre.bourhis@univ-lille1.fr

Juan L. Reutter
PUC Chile and Center for
Semantic Web Research
jreutter@ing.puc.cl

Fernando Suárez
PUC Chile and Center for
Semantic Web Research
fsuarez1@uc.cl

Domagoj Vrgoč
PUC Chile and Center for
Semantic Web Research
dvrgoc@ing.puc.cl

ABSTRACT

Despite the fact that JSON is currently one of the most popular formats for exchanging data on the Web, there are very few studies on this topic and there is no agreement upon a theoretical framework for dealing with JSON. Therefore in this paper we propose a formal data model for JSON documents and, based on the common features present in available systems using JSON, we define a lightweight query language allowing us to navigate through JSON documents. We also introduce a logic capturing the schema proposal for JSON and study the complexity of basic computational tasks associated with these two formalisms.

CCS Concepts

- Information systems → Database design and models; Query languages; Web data description languages;
- Theory of computation → Data modeling;

Keywords

JSON; Schema languages; Navigation

1. INTRODUCTION

JavaScript Object Notation (JSON) [17, 11] is a lightweight format based on the data types of the JavaScript programming language. In their essence, JSON documents are dictionaries consisting of key-value pairs, where the value can again be a JSON document, thus allowing an arbitrary level of nesting. An example of a JSON document is given in Figure 1. As we can see here, apart from simple dictionaries, JSON also supports arrays and atomic types such as integers and strings. Arrays and dictionaries can again contain arbitrary JSON documents, thus making the format fully compositional.

Permission to make digital or hard copies of all or part of this work for personal or classroom use is granted without fee provided that copies are not made or distributed for profit or commercial advantage and that copies bear this notice and the full citation on the first page. Copyrights for components of this work owned by others than ACM must be honored. Abstracting with credit is permitted. To copy otherwise, or republish, to post on servers or to redistribute to lists, requires prior specific permission and/or a fee. Request permissions from permissions@acm.org.

PODS'17, May 14-19, 2017, Chicago, IL, USA

© 2017 ACM. ISBN 978-1-4503-4198-1/17/05...\$15.00

DOI: <http://dx.doi.org/10.1145/3034786.3056120>

```
{
  "name": {
    "first": "John",
    "last": "Doe"
  },
  "age": 32,
  "hobbies": ["fishing", "yoga"]
}
```

Figure 1: A simple JSON document.

Due to its simplicity, and the fact that it is easily readable both by humans and by machines, JSON is quickly becoming one of the most popular formats for exchanging data on the Web. This is particularly evident with Web services communicating with their users through an Application Programming Interface (API), as JSON is currently the predominant format for sending API requests and responses over the HTTP protocol. Additionally, JSON format is much used in database systems built around the NoSQL paradigm (see e.g. [22, 2, 26]), or graph databases (see e.g. [32]).

Despite its popularity, the coverage of the specifics of JSON format in the research literature is very sparse, and to the best of our knowledge, there is still no agreement on the correct data model for JSON, no formalisation of the core query features which JSON systems should support, nor a logical foundation for JSON Schema specification. And while some preliminary studies do exist [23, 21, 8, 28], as far as we are aware, no attempt to describe a theoretical basis for JSON has been made by the research community. Therefore, the main objective of this paper is to formally define an appropriate data model for JSON, identify the key querying features provided by the existing JSON systems, and to propose a logic allowing us to specify schema constraints for JSON documents.

In order to define the data model, we examine the key characteristics of JSON documents and how they are used in practice. As a result we obtain a tree-shaped structure very similar to the ordered data-tree model of XML [7], but with some key differences. The first difference is that JSON trees are deterministic by design, as each key can appear at most once inside a dictionary. This has various implications at the time of querying JSON documents: on one hand we sometimes deal with languages far simpler than XML, but on the other hand this key restriction can make static analy-

sis more complicated, even for simpler queries. Next, arrays are explicitly present in JSON, which is not the case in XML. Of course, the ordered structure of XML could be used to simulate arrays, but the defining feature of each JSON dictionary is that it is unordered, thus dictating the nodes of our tree to be typed accordingly. And finally, JSON values are again JSON objects, thus making equality comparisons much more complex than in case of XML, since we are now comparing subtrees, and not just atomic values. We cover all of these features of JSON in more detail in the paper, and we also argue that, while technically possible (albeit, in a very awkward manner), coding JSON documents using XML might not be the best solution in practice.

Next, we consider the problem of querying JSON. As there is currently no agreed upon query language in place, we examine an array of practical JSON systems, ranging from programming languages such as Python [13], to fully operational JSON databases such as MongoDB [22], and isolate what we consider to be key concepts for accessing JSON documents. As we will see, the main focus in many systems is on navigating the structure of a JSON tree, therefore we propose a navigational logic for JSON documents based on similar approaches from the realm of XML [12], or graph databases [3, 20]. We then show how our logic captures common use cases for JSON, extend it with additional features, and demonstrate that it respects the “lightweight nature” of the JSON format, since it can be evaluated very efficiently, and it also has reasonable complexity of main static tasks. Interestingly, sometimes we can reuse results devised for other similar languages such as XPath or Propositional Dynamic Logic, but the nature of JSON and the functionalities present in query languages also demand new approaches or a refinement of these techniques.

Another important aspect of working with any data format is being able to specify the structure of documents. A usual way to do this is through schema specification, and in the case of JSON, there is indeed a draft proposal for a schema language [18] (called JSON Schema), which has recently been formalised in [28]. Based on the formalisation of [28] we define a logic capturing the full formal specification of JSON Schema, show that it is essentially equivalent to the navigational language we propose for querying JSON, and study the complexity of its evaluation and static tasks. However, once we take into account the recursive functionalities of JSON Schema, we arrive at a powerful new formalism that is much more difficult to encompass inside well known frameworks.

Finally, since theoretical study of JSON is still in its early stages, we close with a series of open problems and directions for future research.

Organisation. We formally define JSON and some of its features in Section 2. The appropriate data model for JSON is discussed in Section 3, and its query language in Section 4. In Section 5 we define a logic capturing a schema specification for JSON. Our conclusions and the directions for future work are discussed in Section 6. Due to the lack of space most proofs are placed in the appendix to this paper.

2. PRELIMINARIES

JSON documents. We start by fixing some notation regarding JSON documents. The full JSON specification defines seven types of values: objects, arrays, strings, numbers

and the values true, false and null [9]. However, to abstract from encoding details we assume our JSON documents are only formed by objects, arrays, strings and natural numbers.

Formally, denote by Σ the set of all unicode characters. JSON values are defined as follows. First, any natural number $n \geq 0$ is a JSON value, called a *number*. Furthermore, if s is a string in Σ^* , then “ s ” is a JSON value, called a *string*. Next, if v_1, \dots, v_n are JSON values and s_1, \dots, s_n are pairwise distinct string values, then $\{s_1 : v_1, \dots, s_n : v_n\}$ is a JSON value, called an *object*. In this case, each $s_i : v_i$ is called a key-value pair of this object. Finally, if v_1, \dots, v_n are JSON values then $[v_1, \dots, v_n]$ is a JSON value called an *array*. In this case v_1, \dots, v_n are called the *elements* of the array. Note that in the case of arrays and objects the values v_i can again be objects or arrays, thus allowing the documents an arbitrary level of nesting. A *JSON document* (or just document) is any JSON value. From now on we will use the term JSON document and JSON value interchangeably.

JSON navigation instructions. Arguably all systems using JSON base the extraction of information in what we call *JSON navigation instructions*. The notation used to specify JSON navigation instructions varies from system to system, but it always follows the same two principles:

- If J is a JSON object, then one should be able to access the JSON value in a specific key-value pair of this object.
- If J is a JSON array, then one should be able to access the i -th element of J .

In this paper we adopt the python notation for navigation instructions: If J is an object, then $J[key]$ is the value of J whose key is the string value “key”. Likewise, if J is an array, then $J[n]$, for a natural number n , contains the n -th element of J ¹.

As far as we are aware, all JSON systems use JSON navigation instructions as a primitive for querying JSON documents, and in particular it is so for the systems we have reviewed in detail: Python and other programming languages [13], the mongoDB database [22], the JSON Path query language [14] and the SQL++ project that tries to bridge relational and JSON databases [24].

At this point it is important to note a few important consequences of using JSON navigation instructions, as these have an important role at the time of formalising this framework.

First, note that we do not have a way of obtaining the keys of JSON objects. For example, if J is the object $\{\text{"first": "John", "last": "Doe"}\}$ we could issue the instructions $J[\textit{first}]$ to obtain the value of the pair “first”: “John”, which is the string value “John”. Or use $J[\textit{last}]$ to obtain the value of the pair “last”: “Doe”. However, there is no instruction that can retrieve the keys inside this document (i.e. “first” and “last” in this case).

Similarly, for the case of the arrays, the access is essentially a *random access*: we can access the i -th element of an array, and most of the time there are primitives to access the first or the last element of arrays. However, we can not reason about different elements of the array. For example, for the array $K = [12, 5, 22]$ we can not retrieve, say, an element (or any element) which is greater than the first element of K . Some systems do feature FLWR expressions that

¹Some JSON systems prefer using a *dot* notation, where $J.\textit{key}$ and $J.n$ are the equivalents of $J[key]$ and $J[n]$.

support iterating over all elements. But this iteration is itself treated as a series of random accesses, using commands such as `For i in (0,n) print(J[i])`.

3. DATA MODEL FOR JSON

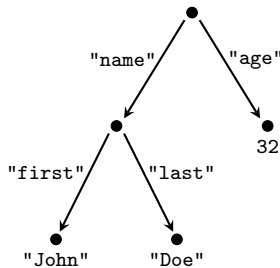
In this section we propose a formal data model for JSON documents whose goal is to closely reflect the manner in which JSON is manipulated using JSON navigation instructions, and that will be used later on as the basis of our formalisation of JSON query and schema languages. We begin by introducing our formal model, called JSON trees. Afterwards we discuss the main differences between JSON trees and other well-studied tree formalisms such as data trees or XML.

3.1 JSON trees

JSON objects are by definition compositional: each JSON object is a set of key-value pairs, in which values can again be JSON objects. This naturally suggests using a tree-shaped structure to model JSON documents. However, this structure must preserve the compositional nature of JSON. That is, if each node of the tree structure represents a JSON document, then the children of each node must represent the documents nested within it. For instance, consider the following JSON document J .

```
{
  "name": {
    "first": "John",
    "last": "Doe"
  },
  "age": 32
}
```

as explained before, this document is a JSON *object* which contains two keys: "name" and "age". Furthermore, the value of the key "name" is another JSON document and the value of the key "age" is the integer 32. There are in total 5 JSON values inside this object: the complete document itself, plus the literals 32, "John" and "Doe", and the object "name": {"first": "John", "last": "Doe"}. So how should a tree representation of the document J look like? If we are to preserve the compositional structure of JSON, then the most natural representation is by using the following edge-labelled tree:



The root of tree represents the entire document. The two edges labelled "name" and "age" represent two keys inside this JSON object, and they lead to nodes representing their respective values. In the case of the key "age" this is just an integer, while in the case of "name" we obtain another JSON object that is represented as a subtree of the entire tree.

Finally, we need to enforce the property of JSON that no object can have two keys with the same name, thus making

the model deterministic in some sense, since each node will have only one child reachable by an edge with a specific label. Let us briefly summarise the properties of our model so far.

Labelled edges. Edges in our model are labelled by the keys forming the key-value pairs of objects. This means that we can directly follow the label of edges when issuing JSON navigation instructions, and also means that information of keys is represented in a different medium than JSON values (labels for the former, nodes for the latter). This is inline with the way JSON navigation instructions work, as one can only retrieve values of key-value pairs, but not the keys themselves. To comply with the JSON standard, we disallow trees where a same edge label is repeated in two different edges leaving a node.

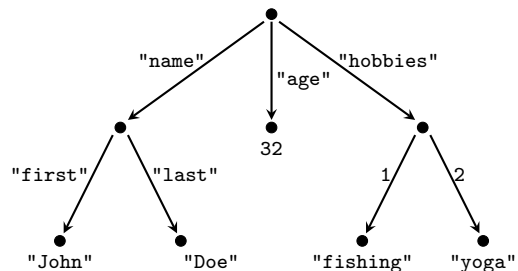
Compositional structure. One of the advantages of our tree representation is that any of its subtrees represent a JSON document themselves. In fact, the five possible subtrees of the tree above correspond to the five JSON values present in the JSON J .

Atomic values. Finally, some elements of a JSON document are actual values, such as integers or strings. For this reason leaf nodes corresponding to integers and strings will also be assigned a value they carry. Leaf nodes without a value represent empty objects: that is, documents of the form $\{\}$.

Although this model is simple and conceptually clear, we are missing a way of representing arrays. Indeed, consider again the document from Figure 1 (call this document J_2). In J_2 the value of the key "hobbies" is an array: another feature explicitly present in JSON that thus needs to be reflected in our model.

As arrays are ordered, this might suggest that we can have some nodes whose children form an ordered list of siblings, much like in the case of XML. But this would not be conceptually correct, for the following two reasons. First, as we have explained, JSON navigation instructions use random access to access elements in arrays. For example, the navigation instruction used to retrieve an element of an array is of the form $J_2[hobbies][i]$, aimed at obtaining the i -th element of the array under the key "hobbies". But more importantly, we do not want to treat arrays as a list because lists naturally suggest navigating through different elements of the list. On the contrary, none of the systems we reviewed feature a way of navigating from one element of the array to another element. That is, once we retrieve the first element of the array under the key "hobbies", we have no way of linking it to its siblings.

We choose to model JSON arrays as nodes whose children are accessed by axes labelled with natural numbers reflecting their position in the array. Namely, in the case of JSON document J_2 above we obtain the following representation:



Having arrays defined in this way allows us still to treat the child edges of our tree as navigational axes: before we used a key such as "age" to traverse an edge, and now we use the number labelling the edge to traverse it and arrive at the child.

Formal definition. As our model is a tree, we will use tree domains as its base. A *tree domain* is a prefix-closed subset of \mathbb{N}^* . Without loss of generality we assume that for all tree domains D , if D contains a node $n \cdot i$, for $n \in \mathbb{N}^*$ then D contains all $n \cdot j$ with $0 \leq j < i$.

Let Σ be an alphabet. A **JSON tree** over Σ is a structure $J = (D, Obj, Arr, Str, Int, \mathcal{A}, \mathcal{O}, val)$, where D is a tree domain that is partitioned by Obj, Arr, Str and Int , $\mathcal{O} \subseteq Obj \times \Sigma^* \times D$ is the object-child relation, $\mathcal{A} \subseteq Arr \times \mathbb{N} \times D$ is the array-child relation, $val : Str \cup Int \rightarrow \Sigma^* \cup \mathbb{N}$ is the string and number *value* function, and where the following holds:

- 1 For each node $n \in Obj$ and child $n \cdot i$ of n , \mathcal{O} contains one triple $(n, w, n \cdot i)$, for a word $w \in \Sigma^*$.
- 2 The first two components of \mathcal{O} form a *key*: if $(n, w, n \cdot i)$ and $(n, w, n \cdot j)$ are in \mathcal{O} , then $i = j$.
- 3 For each node $n \in Arr$ and child $n \cdot i$ of n , \mathcal{A} contains the triple $(n, i, n \cdot i)$.
- 4 If n is in Str or Int then D cannot contain nodes of form $n \cdot u$.
- 5 The value function assigns to each string node in Str a value in Σ^* and to each number node in Int a natural number,

The usage of a tree domain is standard, and we have elected to explicitly partition the domain into four types of nodes: *Obj* for objects, *Arr* for arrays, *Str* for strings and *Int* for integers. The first and second conditions specify that edges between objects and their children are labelled with words, but we can only use each label one time per each node. The third condition specifies that the edges between arrays and their children are labelled with the number representing the order of children. The fourth condition simply states that strings and numbers must be leaves in our trees, and the fifth condition describes the value function *val*. Note that we have explicitly distinguished the four type of JSON documents (objects, arrays, strings and integers). This is important when modelling schema definitions for JSON, as we shall show later.

Throughout this paper we will use the term JSON tree and JSON interchangeably; that is, when we are given a JSON document we will assume that it is represented as a JSON tree. As already mentioned above, one important feature of our model is that when looking at any node of the tree, a subtree rooted at this node is again a valid JSON. We can therefore define, for a JSON tree J and a node n in J , a function $json(n)$ which returns the subtree of J rooted at n . Since this subtree is again a JSON tree, the value of $json(n)$ is always a valid JSON.

3.2 JSON and XML

Before continuing we give a few remarks about differences and similarities between JSON and XML, and how are these reflected in their underlying data models. We start by summarising the differences between the two formats.

1. *JSON mixes ordered and unordered data.* JSON objects are completely without order, but for arrays we can do random access depending on their position. On the other hand, XML enforces a strict order between the children of each node. Coding JSON as XML would imply permitting sibling traversal for some nodes, but disallowing it for others. We can do that with XML with some ad-hoc rules, but this is precisely what we do in our model in a much cleaner way.
2. *JSON Arrays are neither lists nor sets.* As we have explained, we have random access, but we do not have the possibility of sibling traversal. Enforcing this in languages such as XPath is a very cumbersome task.
3. *JSON trees are deterministic.* The property of JSON tree which imposes that all keys of each object have to be distinct makes JSON trees deterministic in the sense that if we have the key name, there can be at most one node reachable through an edge labelled with this key. On the other hand, XML trees are nondeterministic since there are no labels on the edges, and a node can have multiple children. As we will see, the deterministic nature of JSON can make some problems more difficult than in the XML setting.
4. *Value is not just in the node, but is the entire subtree rooted at that node.* Another fundamental difference is that in XML when we talk about values we normally refer to the value of an attribute in a node. On the contrary, it is common for systems using JSON to allow comparisons of the full subtree of a node with a nested JSON document, or even comparing two nodes themselves in terms of their subtrees. To be fair, in XML one could also argue this to be true, but unlike in the case of XML, these "structural" comparisons are intrinsic in most JSON languages, as we discuss in the following sections.

On the other hand, it is certainly possible to code JSON documents using the XML data format. In fact, the model of ordered unranked trees with labels and attributes, which serves as the base of XML, was shown to be powerful enough to code some very expressive database formats, such as relational and even graph data. However, both models have enough differences to justify a study of JSON on its own. This is particularly evident when considering navigation through JSON documents, where keys in each object have to be unique, thus allowing us to obtain values very efficiently. On the other hand, coding JSON as XML would require us to have keys as node labels, thus forcing a scan of all of the node's children in order to retrieve the value.

4. NAVIGATIONAL QUERIES OVER JSON

As JSON navigation instructions are too basic to serve as a complete query language, most systems have developed different ways of querying JSON documents. Unfortunately, there is no standard, nor general guidelines, about how documents are accessed. As a result the syntax and operations between systems vary so much that it would be almost impossible to compare them. Hence, it would be desirable to identify a common core of functionalities shared between these systems, or at least a general picture of how such query languages look like. Therefore we begin this section by reviewing the most common operations available in current JSON systems.

Here we mainly focus on the subdocument selecting functionalities of JSON query languages. By subdocument selecting we mean functionalities that are capable of finding or highlighting specific parts within JSON documents, either to be returned immediately or to be combined as new JSON documents. As our work is not intended to be a survey, we have not reviewed all possible systems available to date. However, we take inspiration from MongoDB’s query language (which arguably has served as a basis for many other systems as well, see e.g. [2, 26, 31]), and JSONPath [14] and SQL++ [24], two other query languages that have been proposed by the community.

Based on this, we propose a navigational logic that can serve as a common core to define a standard way of querying JSON. We then define several extensions of this logic, such as allowing nondeterminism or recursion, and study how these affect basic reasoning task such as evaluation and satisfiability.

4.1 Accessing documents in JSON databases

Here we briefly describe how JSON systems query documents.

Query languages inspired by FLWR or relational expressions. There are several proposals to construct query languages that can merge, join and even produce new JSON documents. Most of them are inspired either by XQuery (such as JSONiq [29]) or SQL (such as SQL++ [24]). These languages have of course a lot of intricate features, and to the best of our knowledge have not been formally studied. However, in terms of JSON navigation they all seem to support basic JSON navigation instructions and not much more.

MongoDB’s find function. The basic querying mechanism of MongoDB is given by the *find* function [22], therefore we focus on this aspect of the system². The find function receives two parameters, which are both JSON documents. Given a collection of JSON documents and these parameters, the find function then produces an array of JSON documents.

The first parameter of the find function serves as a *filter*, and its goal is to select some of the JSON documents from the input. The second parameter is the *projection*, and as its name suggests, is used to specify which parts of the filtered documents are to be returned. Since our goal is specifying a navigational logic, we will only focus on the filter parameter, and on queries that only specify the filter. We return to the projection in Section 6. For more details we refer the reader to the current version of the documentation [22].

The basic building block of filters are what we call *navigational condition*, which can be visualised as expressions of the form $P \sim J$, where P is a JSON navigation instruction, \sim is a comparison operator (MongoDB allows all the usual $<$, \leq , $=$, \geq , $>$, and several others operators) and J is a JSON document.

EXAMPLE 1. *Assume that we are dealing with a collection of JSON files containing information about people and that we want to obtain the one describing a person named Sue. In MongoDB this can be achieved using the following query `db.collection.find({name: {$eq: "Sue"}}, {})`. The*

²For a detailed study of other functionalities MongoDB offers see e.g. [8]. Note that this work does not consider the find function though.

initial part `db.collection` is a system path to find the collection of JSON documents we want to query. Next, `"name"` is a simple navigation instruction used to retrieve the value under the key `"name"`. Last, the expression `{$eq: "Sue"}` is used to state that the JSON document retrieved by the navigation instruction is equal to the JSON `"Sue"`. Since we are not dealing with projection, the second parameter is simply the empty document `{}`. Using the notation above we could also write this navigation condition as $J[\text{name}] = \text{"Sue"}$.

Finally, navigation conditions can be combined using boolean operations with the standard meaning. Also note that filters always return entire documents. If we want a part of a JSON file we need to use projection.

Query languages inspired by XPath or relational expressions. The languages we analysed thus far offer very simple navigational features. However, people also recognized the need to allow more complex properties such as nondeterministic navigation, expression filters and allowing arbitrary depth nesting through recursion. As a result, an adaptation of the XML query language XPath to the context of JSON, called JSONPath [14] was introduced and implemented (see e.g. <https://github.com/jayway/JsonPath>).

Based on these features, we first introduce a logic capturing basic queries provided by navigation instructions and conditions, and then extend it with non-determinism and recursion resulting in a logic resembling similar approaches over XML.

4.2 Deterministic JSON logic

The first logic we introduce is meant to capture JSON navigation instructions and other deterministic forms of querying such as MongoDB’s find function. We call this logic *JSON navigation logic*, or JNL for short. We believe that this logic, although not very powerful, is interesting in its own right, as it leads to very lightweight algorithms and implementations, which is one of the aims of the JSON data format.

As often done in XML [12] and graph data [20], we define ours in terms of unary and binary formulas.

DEFINITION 1 (JSON NAVIGATIONAL LOGIC). *Unary formulas φ, ψ and binary formulas α, β of the JSON navigational logic are expressions satisfying the grammar*

$$\begin{aligned} \alpha, \beta &:= \langle \varphi \rangle \mid X_w \mid X_i \mid \alpha \circ \beta \mid \varepsilon \\ \varphi, \psi &:= \top \mid \neg \varphi \mid \varphi \wedge \psi \mid \varphi \vee \psi \mid [\alpha] \mid \\ &\quad EQ(\alpha, A) \mid EQ(\alpha, \beta) \end{aligned}$$

where w is a word in Σ^* , i is a natural number and A is an arbitrary JSON document.

Intuitively, binary operators allow us to move through the document (they connect two nodes of a JSON tree), and unary formulas check whether a property is true at some point of our tree. For instance, X_w and X_i allow basic navigation by accessing the value of the key named w , or the i th element of an array respectively. They can subsequently be combined using composition or boolean operations to form more complex navigation expressions. Unary formulas serve as tests if some property holds at the part of the document we are currently reading. These also include the operator $[\alpha]$ allowing us to test if some binary condition is true starting at a current node (similarly, $\langle \varphi \rangle$ allows us to combine

node tests with navigation). Finally, the comparison operators $EQ(\alpha, A)$ and $EQ(\alpha, \beta)$ simulate XPath style tests which check whether a current node can reach a node whose value is A , or if two paths can reach nodes with the same value. The difference with XML though, is that this value is again a JSON document and thus a subtree of the original tree.

The semantics of binary formulas is given by the relation $\llbracket \alpha \rrbracket_J$, for a binary formula α and a JSON J , and it selects pairs of nodes of J :

- $\llbracket \langle \varphi \rangle \rrbracket_J = \{(n, n) \mid n \in \llbracket \varphi \rrbracket_J\}$.
- $\llbracket X_w \rrbracket_J = \{(n, n') \mid (n, w, n') \in \mathcal{O}\}$.
- $\llbracket X_i \rrbracket_J = \{(n, n') \mid (n, i, n') \in \mathcal{A}\}$, for $i \in \mathbb{N}$.
- $\llbracket \alpha \circ \beta \rrbracket_J = \llbracket \alpha \rrbracket_J \circ \llbracket \beta \rrbracket_J$.
- $\llbracket \varepsilon \rrbracket_J = \{(n, n) \mid n \text{ is a node in } J\}$.

For the semantic of the unary operators, let us assume that D is the domain of J .

- $\llbracket \top \rrbracket_J = D$.
- $\llbracket \neg \varphi \rrbracket_J = D - \llbracket \varphi \rrbracket_J$.
- $\llbracket \varphi \wedge \psi \rrbracket_J = \llbracket \varphi \rrbracket_J \cap \llbracket \psi \rrbracket_J$.
- $\llbracket \varphi \vee \psi \rrbracket_J = \llbracket \varphi \rrbracket_J \cup \llbracket \psi \rrbracket_J$.
- $\llbracket [\alpha] \rrbracket_J = \{n \mid n \in D \text{ and there is a node } n' \text{ in } D \text{ such that } (n, n') \in \llbracket \alpha \rrbracket_J\}$
- $\llbracket EQ(\alpha, A) \rrbracket_J = \{n \mid n \in D \text{ and there is a node } n_1 \text{ in } D \text{ such that } (n, n_1) \in \llbracket \alpha \rrbracket_J \text{ and } json(n_1) = A\}$
- $\llbracket EQ(\alpha, \beta) \rrbracket_J = \{n \mid n \in D \text{ and there are nodes } n_1, n_2 \text{ in } D \text{ such that } (n, n_1) \in \llbracket \alpha \rrbracket_J, (n, n_2) \in \llbracket \beta \rrbracket_J, \text{ and } json(n_1) = json(n_2)\}$.

Typically, most systems allow jumping to the last element of an array, or the j -th element counting from the last to the first. To simulate this we can allow binary expressions of the form X_i , for an integer $i < 0$, where -1 states the last position of the array, and $-j$ states the j -th position starting from the last to the first. Having this dual operator would not change any of our results, but we prefer to leave it out for the sake of readability.

Algorithmic properties of JNL. As promised, here we show that JNL is a logic particularly well behaved for database applications. For this we study the evaluation problem and satisfiability problem associated with JNL. The EVALUATION problem asks, on input a JSON J , a JNL unary expression φ and a node n of J , whether n is in $\llbracket \varphi \rrbracket_J$. The SATISFIABILITY problem asks, on input a JNL expression φ , whether there exists a JSON J such that $\llbracket \varphi \rrbracket_J$ is nonempty. We start with evaluation, showing that JNL indeed matches the “lightweight” spirit of the JSON format and can be evaluated very efficiently:

PROPOSITION 1. *The EVALUATION problem for JNL can be solved in time $O(|J| \cdot |\varphi|)$.*

For this result, we can reuse techniques for XPath evaluation (see e.g. [27, 15]). However, the presence of the $EQ(\alpha, \beta)$ operator forces us to refine these techniques in a non-trivial way. A straightforward way of incorporating this predicate into XPath algorithms is to pre-process all pairs of nodes to see which pairs have equal subtrees, but this only gives us a quadratic algorithm. Instead, we transform our JNL formula into an equivalent non recursive monadic datalog program with stratified negation [16], and show how to evaluate the latter by doing equality comparisons “online” as they appear.

Next, we move to satisfiability, showing that the complexity of the problem is optimal, considering that JNL can emulate propositional formulas.

PROPOSITION 2. *The SATISFIABILITY problem for JNL is NP-complete. It is NP-hard even for formulas neither using negation nor the equality operator.*

It might be somewhat surprising that the positive fragment without data comparisons is not trivially satisfiable. This holds due to the fact that each key in an object is unique, so a formula of the form $[X_a \circ \langle [X_1] \rangle] \wedge [X_a \circ \langle [X_b] \rangle]$ is unsatisfiable because it forces the value of the key a to be both an array and a string at the same time.

4.3 Extensions

Although the base proposal for JNL captures the deterministic spirit of JSON, it is somewhat limited in expressive power. Here we propose two natural extensions: the ability to non-deterministically select which child of a node is selected, and the ability to traverse paths of arbitrary length. **Non-determinism.** The path operators X_w and X_i can be easily extended such that they return more than a single child; namely, we can permit matching of regular expressions and intervals, instead of simple words and array positions.

Formally, non-deterministic JSON logic extends binary formulas of JNL by the following grammar:

$$\alpha, \beta := \langle \varphi \rangle \mid X_e \mid X_{i:j} \mid \alpha \circ \beta \mid \varepsilon$$

where e is a subset of Σ^* (given as a regular expression), and $i \leq j$ are natural numbers, or $j = +\infty$ (signifying that we want any element of the array following i). The semantics of the new path operators is as follows:

- $\llbracket X_e \rrbracket_J = \{(n, n') \mid \text{there is } w \in L(e) \text{ such that } (n, w, n') \in \mathcal{O}\}$.
- $\llbracket X_{i:j} \rrbracket_J = \{(n, n') \mid \text{there is } i \leq p \leq j \text{ such that the triple } (n, p, n') \text{ is in } \mathcal{A}\}$.

Recursion. In order to allow exploring paths of arbitrary length we add the Kleene star to our logic. That is, recursive JNL allows $(\alpha)^*$ as a binary formula (as usual we normally omit the brackets when the precedence of operators is clear). The semantics of $(\alpha)^*$ is given by

$$\llbracket (\alpha)^* \rrbracket_J = \llbracket \varepsilon \rrbracket_J \cup \llbracket \alpha \rrbracket_J \cup \llbracket \alpha \circ \alpha \rrbracket_J \cup \llbracket \alpha \circ \alpha \circ \alpha \rrbracket_J \cup \dots$$

So what happens to the evaluation and satisfiability when we extend this logic? For the case of evaluation, we can easily show that the linear algorithm is retained as long as we do not have the binary equality operator $EQ(\alpha, \beta)$. Indeed, in this case, the evaluation can be done using the classical PDL model checking algorithm [1, 10] with small extensions

which account for the specifics of the JSON format. However, we are not able to extend the linear algorithm for the full case, because an expression of the form $EQ(\alpha, \beta)$ might require checking all pairs of nodes in our tree for equality, resulting in a jump in complexity.

PROPOSITION 3. *The evaluation problem for JNL with non-determinism and recursion can be solved in time $O(|J|^3 \cdot |\varphi|)$, and in time $O(|J| \cdot |\varphi|)$ if the formula does not use the predicate $EQ(\alpha, \beta)$.*

For satisfiability the situation is radically different, as the combination of recursion, non-determinism and the binary equalities ends up being too difficult to handle.

PROPOSITION 4. *The SATISFIABILITY problem is undecidable for non-deterministic recursive JNL formulas, even if they do not use negation.*

However, if we rule out the equality operator we can show much better bounds. For the full non-deterministic, recursive JNL (without equalities) the satisfiability problem is the same as other similar fragments such as PDL. For (non-recursive) non-deterministic JNL the problem is slightly easier.

PROPOSITION 5. *The SATISFIABILITY problem is:*

- PSPACE-complete for non-deterministic, non-recursive JNL without the $EQ(\alpha, \beta)$ operator.
- EXPTIME-complete for non-deterministic, recursive JNL without the $EQ(\alpha, \beta)$ operator.

Note that PSPACE-hardness for satisfiability follows easily from the fact that we now allow regular expressions in our edges: Given a regular expression e , we have that the e is universal if and only if the query $[X_{\Sigma^*}] \wedge \neg[X_e]$ is not satisfiable. However, in the proof of this proposition we in fact show that the problem remains PSPACE-hard even when the only regular expression which is not a word in a X_e axis is Σ^* . One can also show that PSPACE-hardness remains when one only considers JSON documents without object values.

5. SCHEMA DEFINITIONS FOR JSON

Having dealt with navigational primitives for querying JSON, our next task is to analyse JSON Schema definitions. We focus solely on the JSON Schema specification [17], which is, up to our best knowledge, the only attempt to define a general schema language for JSON documents. The JSON Schema specification is currently in its fourth draft, and on its way of becoming an IETF standard.

5.1 JSON Schema

As before, we first briefly present how JSON Schema works. We remark again that our intention is not to provide a full analysis for the specification, but rather show how the navigation works, with the aim of obtaining a logic that can capture JSON Schema. We thus concentrate on a core fragment that is equivalent to the full specification; we refer to [28] for more details and a full formalisation of this core.

Every JSON schema is JSON document itself. JSON Schema can specify that a document must be any of the different types of values (objects, arrays, strings or numbers); and for each of these types there are several keywords that help shaping and restricting the set of documents that a schema specifies. The most important keyword is the "type" keyword, as it determines the type of a value that has to be validated against the schema: a document of the form $\{"type": "string", \dots\}$ specifies string values, $\{"type": "number", \dots\}$ specifies number values, $\{"type": "object", \dots\}$ specifies objects and $\{"type": "array", \dots\}$ specifies arrays. In addition to the type keyword, each schema includes a number of other pairs that shape the documents they describe.

We now describe each of the four types of basic schemas. Table 1 contains a list of all keywords available for each of these schemas.

String schemas. String schemas are those featuring the "type": "string" pair. Additionally, they may include the pair "pattern": "regexp", for *regexp* a regular expression over Σ , which validates only against those strings that belong to the language of this expression. For example, $\{"type": "string"\}$ and $\{"type": "string", "pattern": "(01)^+\}"$ are string schemas. The first schema validates against any string, and the second only against strings built from 0 or 1.

Number schemas. For numbers, we can use the pair "minimum": i to specify that the number is at least i , "maximum": i to specify that the number is at most i , and "multipleOf": i to specify that a number must be a multiple of i . Thus for example $\{"type": "number", "maximum": 12, "multipleOf": 4\}$ describes numbers 0, 4, 8 and 12.

Object schemas. Besides the "type": "object" pair, object schemas may additionally have the following:

- Pairs "minProperties": i and "maxProperties": j , to specify that an object has to have at least i and/or at most j key-value pairs.
- a pair "required": $[k_1, \dots, k_n]$, where each k_i is a string value. This keyword mandates that the specified object values must contain pairs with keys k_1, \dots, k_n .
- a pair "properties": $\{k_1 : J_1, \dots, k_m : J_m\}$, where each k_i is a string value and each J_i is itself a JSON Schema. This keyword states that the value of each pair with key k_i must validate against schema J_i .
- A pair "patternProperties": $\{"e_1": J_1, \dots, "e_\ell": J_\ell\}$, where each e_i is a regular expression over Σ and each J_i is a JSON schema. This keyword works just like **properties**, but now any value under any key that conforms to the expression exp_i must satisfy J_i .
- finally, the pair "additionalProperties": J , where J is a JSON schema. This keyword presents a schema that must be satisfied by all values whose keys do not appear neither in **properties** nor conform to the language of an expression in **patternProperties**. For example, the schema in the Figure 2 below specifies objects where the value under "name" must be a string, the value under any key of the form $a(b|c)a$ must be an even number, and the value under any key which is neither "name" nor conforms to the expression above must always be the number 1.

Keywords for string schemas:
- "type": "string" - "pattern": exp

Keywords for number schemas:
- "type": "number" - "multipleOf": i
- "minimum": i - "maximum": i

Keywords for array schemas:
- "items": [J_1, \dots, J_n]
- "uniqueItems": true
- "additionalItems": J

Keywords for object schemas:
- "type": "object" - "required": [k_1, \dots, k_n]
- "minProperties": i - "maxProperties": i
- "properties": { $k_1 : J_1, \dots, k_m : J_m$ }
- "patternProperties": {" e_1 ": $J_1, \dots, "e_\ell$ ": J_ℓ }
- "additionalProperties": J

Boolean combination and comparisons:
- "anyOf": [J_1, \dots, J_n] - "allOf": [J_1, \dots, J_m]
- "not": J - "enum": [A_1, \dots, A_n]

Table 1: The form for all keywords in JSON schema. Here i is always a natural number, J and each J_i are JSON schemas, A_1, \dots, A_n are JSON documents, each k_i is a string value (k stand for key); and exp and each exp_i are regular expressions over the alphabet Σ of strings.

```
{
  "type": "object",
  "properties": {
    "name": {"type": "string"},
  },
  "patternProperties": {
    "a(b|c)a": {"type": "number", "multipleOf": 2}
  },
  "additionalProperties": {
    "type": "number",
    "minimum": 1
    "maximum": 1
  }
}
```

Figure 2: Example of an object schema.

Array schemas. Array schemas are specified with the "type": "array" keyword. For arrays there are two ways of specifying what kind of documents we find in arrays. We can use a pair "items": [J_1, \dots, J_n] to specify a document with an array of n elements, where each i -th element must satisfy schema J_i . We can also use "additionalItems": J to specify that all elements in the array must satisfy schema J . If both keywords are used together, then we allow the array to have more values than those specified with items, as long as they agree with the schema specified in additionalItems. Finally, one can include the pair "uniqueItems": true to force arrays whose elements are all distinct from each other. For example, the following schema validates against arrays of at least 2 elements, where the first two are strings and the remaining ones, if they exists, are numbers.

```
{
  "type": "array",
  "items": [{"type": "string"}, {"type": "string"}],
  "additionalItems": {"type": "number"},
  "uniqueItems": true
}
```

Boolean combinations. The last feature in JSON Schema are boolean combinations. These allow us to specify that a document must validate against two schemas, against at least one schema, or that it must not validate against a schema. For example, the schema "not": {"type": "number", "multipleOf": 2} validates against any odd number, or any document which is not a number.

5.2 JSON Schema Logic

In order to capture the JSON Schema specification with a logical formalism, we isolate navigation and atomic tests into two different sets of operators. Let us start with atomic operations, which are basically a rewriting of most JSON Schema keywords into our framework. We allocate them in the set *NodeTests*.

Formally, *NodeTests* contains the predicates *Arr*, *Obj*, *Str*, *Int* and *Unique*, plus a predicate *Pattern*(e) for each regular expression e built from Σ , predicates *Min*(i) and *Max*(i) for each integer i , a predicate *MultOf*(i) for each $i \geq 0$, predicates *MinCh*(k) and *MaxCh*(k) for each $k \geq 0$ and a predicate $\sim(A)$ for each JSON document A . The semantics of these predicates is given by the relation \models , that states whether an atomic predicate holds for a given node n of a JSON J .

- $(J, n) \models Arr$ iff. $n \in Arr$. - $(J, n) \models Obj$ iff. $n \in Obj$.
- $(J, n) \models Str$ iff. $n \in Str$. - $(J, n) \models Int$ iff. $n \in Int$.
- $(J, n) \models Pattern(e)$ iff. $val(n)$ is a string in $L(e)$.
- $(J, n) \models Min(i)$ iff. $val(n)$ is a number greater than i .
- $(J, n) \models Max(i)$ iff. $val(n)$ is a number smaller than i .
- $(J, n) \models MultOf(i)$ iff. $val(n)$ is a multiple of i .
- $(J, n) \models MinCh(i)$ iff. n has at least i children.
- $(J, n) \models MaxCh(i)$ iff. n has at most i children.
- $(J, n) \models Unique$ iff. $n \in Arr$ and all of its children are different JSON values: for each $n' \neq n''$ such that (n, p, n') and (n, q, n'') belong to \mathcal{A} we have that $json(n') \neq json(n'')$.
- $(J, n) \models \sim(A)$ iff. $json(n) = A$.

With *NodeTests* we cover all atomic features of JSON Schema. All that remains is the navigation, which in JSON Schema is given by the keywords *properties*, *patternProperties*, *additionalProperties* and *required*, for objects, and *items* and *additionalItems* for arrays. These forms of navigation suggest using existential and universal modalities. For instance, the keyword *patternProperties* specifies a schema that must be validated by *all* values whose keys satisfy a regular expression, and "required": [w] demands that there must *exist* a children with key w . Thus, to fully define our logic, we augment our node tests with universal and existential modalities, as well as boolean combinations.

DEFINITION 2. *Formulas in the JSON schema logic (JSL) are expressions satisfying the grammar*

$$\varphi, \psi := \top \mid \neg\varphi \mid \varphi \wedge \psi \mid \varphi \vee \psi \mid \psi \in \text{NodeTests} \mid \square_e\varphi \mid \square_{i;j}\varphi \mid \diamond_e\varphi \mid \diamond_{i;j}\varphi$$

where e is a subset of Σ^* (given as a regular expression), $i \leq j$ are natural numbers, or $j = +\infty$ (signifying that we want any element of the array following i).

As with JSON navigational logic, we can also obtain a deterministic version of JSL by restricting the syntax to use only modal operators \square_w and \square_i , and \diamond_w and \diamond_i ; for a word $w \in \Sigma^*$ and a natural number i .

The semantics is given by extending the relation \models .

- $(J, n) \models \top$ for every node n in J .
- $(J, n) \models \neg\varphi$ iff. $(J, n) \not\models \varphi$.
- $(J, n) \models \varphi \wedge \psi$ iff. $(J, n) \models \varphi$ and $(J, n) \models \psi$.
- $(J, n) \models \varphi \vee \psi$ iff. either $(J, n) \models \varphi$ or $(J, n) \models \psi$.
- $(J, n) \models \diamond_e \varphi$ iff. there is a word $w \in L(e)$ and a node n' in J such that $(n, w, n') \in \mathcal{O}$ and $(J, n') \models \varphi$
- $(J, n) \models \diamond_{i;j} \varphi$ iff. there is $i \leq p \leq j$ and a node n' in J such that $(n, p, n') \in \mathcal{A}$ and $(J, n') \models \varphi$
- $(J, n) \models \square_e \varphi$ iff. $(J, n') \models \varphi$ for all nodes n' such that $(n, w, n') \in \mathcal{O}$ for some $w \in L(e)$.
- $(J, n) \models \square_{i;j} \varphi$ iff. $(J, n') \models \varphi$ for all nodes n' such that $(n, p, n') \in \mathcal{A}$ for some $i \leq p \leq j$.

In order to present our results regarding JSL and JSON Schema, we abuse notation and write $J \models \psi$ whenever $(J, r) \models \psi$, where r is the root of J .

Expressive power. As promised we show that JSL can capture JSON schema. In order to present this result we informally speak of the validation relation of JSON Schema, and say that a JSON S validates against J whenever J is in accordance to all keywords present in S . We refer to [28] for more details on the semantics. As usual, we say that JSON Schema and JSL are equivalent in expressive power if for any JSON Schema S there exists a JSL formula ψ_S such that for every JSON document J we have that J validates against S if and only if $J \models \psi_S$; and conversely, for any JSL formula φ there exists a JSON Schema S_φ such that for every JSON document J we have that $J \models \varphi$ if and only if J validates against S_φ .

THEOREM 1. *JSL and JSON Schema are equivalent in expressive power.*

Comparing JSL and JNL. Next, we consider how the navigation logic of Section 4 compares to the schema logic JSL. Even though the starting point of the two logics is different, we next show that the two logics are essentially the same, their expressivity differing simply because of the different atomic predicates. More precisely, we have:

THEOREM 2. *Non-deterministic JNL not using the equality $EQ(\alpha, \beta)$ and non-deterministic JSL using only the node test $\sim(A)$ are equivalent in terms of expressive power. More precisely:*

- For every formula φ^S in JSL there exists a unary formula φ^N in JNL such that for every JSON J :

$$\llbracket \varphi^N \rrbracket_J = \{n \in J \mid (J, n) \models \varphi^S\}.$$

- For every unary formula φ^N in JNL there exists a φ^S in JSL such that for every JSON J :

$$\llbracket \varphi^N \rrbracket_J = \{n \in J \mid (J, n) \models \varphi^S\}.$$

In the proof above, we also show that going from JSL to JNL takes only polynomial time, while the transition in the other direction can be exponential. This implies that the upper bounds for JNL are valid for JSL, while the lower bounds transfer in the opposite direction (without taking into account node tests).

Algorithmic Properties. Since JSL is designed to be a schema logic to validate trees, we specify a boolean EVALUATION problem: the input is a JSON J and a JSL expression φ , and we decide whether $J \models \varphi$.

PROPOSITION 6. *The EVALUATION problem for JSL can be solved in time $O(|J|^2 \cdot |\varphi|)$, and in $O(|J| \cdot |\varphi|)$ when φ does not use the Unique predicate.*

From Theorem 1 we obtain as a corollary that the validation problem for JSON Schema has the same bounds. This was already shown in [28]. Next, we study the SATISFIABILITY problem, which receives a formula φ as input and consists of deciding whether there is any JSON tree J such that $J \models \varphi$. Here we need to be careful with the encoding we choose, as the interplay between *Unique* and $\diamond_i \top$ immediately forces a node with exponentially many different children when i is given in binary. In terms of results, this means that our algorithms raise by one exponential, although we do not know if this increase is actually unavoidable.

PROPOSITION 7. *The SATISFIABILITY problem for JSL is in EXPSpace, and PSPACE-complete for expressions without Unique.*

We remark that the SATISFIABILITY problem is important in the context of JSON Schema. For example, the community has repeatedly stated the need for algorithms that can learn JSON Schemas from examples. We believe that understanding basic tasks such as satisfiability are the first steps to proceed in this direction.

5.3 Adding recursion

The JSON Schema specification also allows defining statements that will be reused later on. We have so far ignored this functionality, and to capture it we will need to define the same operator in our logic. As we will see, this lifts the expressive power of JSL away from even the recursive version of our navigational logic; and is very similar to certain forms of tree automata.

Let us explain first how recursion is added into JSON Schema. The idea is to allow to an additional keyword, of the form $\{\$ref: \langle path \rangle\}$, where $\langle path \rangle$ is a navigation instruction. This instruction is used within the same document to fetch other schemas that have been predefined in a reserved **definitions** section³. For example, the following schema validates against any JSON which is not a string following the specified pattern.

³Definitions and references can also be used to fetch schemas in different documents or even domains; here we just focus on the recursive functionality.

```

{
  "definitions": {
    "email": {
      "type": "string",
      "pattern": "[A-z]*@ciws.cl"
    }
  },
  "not": {"$ref": "#/definitions/email"}
}

```

As we have mentioned, different schemas are defined under the `definitions` section of the JSON document, and these definitions can be reused using the `$ref` keyword. In the example above, we use `{"$ref": "#/definitions/email"}` to retrieve the schema `{"type": "string", "pattern": "[A-z]*@ciws.cl"}`. These definitions can be nested within each other, but semantics is currently defined only for a fragment with limited recursion. We come back to this issue after we define a logic capturing these schemas.

Recursive JSL. The idea of this logic is to capture the recursive functionalities present in JSON Schema: there is a special section where one can define new formulas, which can be then re-used in other formulas.

Fix an infinite set $\Gamma = \{\gamma_1, \gamma_2, \gamma_3, \dots\}$ of symbols. A recursive JSL formula is an expression of the form

$$\begin{aligned}
\gamma_1 &= \varphi_1 \\
\gamma_2 &= \varphi_2 \\
&\vdots \\
\gamma_m &= \varphi_m \\
\psi &
\end{aligned} \tag{1}$$

where each γ_i is a symbol in Γ and φ_i, ψ are JSL formulas over the extended syntax that allows $\gamma_1, \dots, \gamma_m$ as atomic predicates. Here each equality $\gamma_i = \varphi_i$ is called a definition, and ψ is called the base expression.

The intuition is that each γ_i is one of the references of JSON Schema. Before moving to the semantics, let us show the way recursive JSL formulas work.

EXAMPLE 2. Consider the expression Δ given by

$$\begin{aligned}
\gamma_1 &= \Box_{\Sigma} \gamma_2 \\
\gamma_2 &= (\Diamond_{\Sigma} \top) \wedge (\Box_{\Sigma} \gamma_1) \\
\gamma_1 &
\end{aligned}$$

Intuitively, γ_1 holds in a node n if n either has no children, or if γ_2 holds all of its children. On the other hand, γ_2 holds in a node n if this node has at least one child, and γ_1 holds in all children of n . Finally, the base expression simply states that γ_1 has to hold in the root of the document (recall that a schema statement is evaluated at the root). The intuition for Δ is, then, that it should hold on every tree such that each path from the root to the leaves is of even length.

Well-formed recursive JSL. As usual in formalisms that mix recursion and negation, giving a formal semantics for JSON Schema is not a straightforward task. As an example of the problems we face, consider the following JSL expression.

$$\begin{aligned}
\gamma_1 &= \neg \gamma_1 \\
\gamma_1 &
\end{aligned}$$

Of course, we can always give a logical interpretation to this formula, but we argue that this expression does not

specify any real restriction on JSON documents, and thus any semantics we establish will not be intuitive from the point of view of defining schemas for JSON.

The most straightforward way to avoid these issues is by imposing a strict acyclicity condition on definitions. However, we can in fact work with a much milder restriction that we call *well-formedness*. This restriction was introduced in [28] for the case of JSON Schema, but we can seemingly define well-formed recursive JSL expressions, which can then be shown to capture well-formed recursive JSON Schemas.

For a recursive JSL expression Δ of the form (1) defined above, we define the precedence graph of Δ as a graph whose nodes are $\gamma_1, \dots, \gamma_m$ and where there is an edge from γ_i to γ_j if γ_j appears in the expression φ_i of the definition $\gamma_i = \varphi_i$, but only if this appearance is *not under the scope of a modal operator*. We then say that Δ is *well-formed* if its precedence graph is acyclic.

EXAMPLE 3. *The definition $\gamma_1 = \neg \gamma_1$ clearly creates a cyclic precedence graph, as the construction mandates a self-loop in the node corresponding to γ_1 . On the other hand, the recursive JSL expression in Example 2 is indeed well-formed. It does introduce cycles in the definitions, but no edges are added into the precedence graph of such expression because formula symbols are always under the scope of a modal operator.*

Semantics. How do we then define the semantics of well-formed expressions? If Δ is a recursive JSL expression that is completely acyclic, then we can simply replace the symbols in Γ by their respective definitions. But we cannot do this with every well-formed expression, because some of them can have cycles in the definitions (under a scope of a modal operator), and thus we would never stop replacing symbols. This is the case, for instance, in Example 2.

However, the key thing to notice is that we only need to do this as many times as the height of the JSON tree we are trying to validate. More precisely, let J be a JSON tree of height h and Δ a well-formed recursive JSL expression of the form (1). Construct a (non-recursive) JSL expression $unfold_J(\psi)$ by replacing each symbol γ_i in ψ by the corresponding definition φ_i , but stop once every symbol from Γ is under the scope of at least $h + 1$ modal operators. Afterwards, replace all the remaining symbols γ_i for the symbol \perp (shorthand for $\neg \top$). If Δ is well-formed, then this procedure is guaranteed to stop, because every time we come back to the same symbol γ when replacing, we know that this symbol has to be under the scope of at least one more modal operator. Then, we define the satisfaction relation based on the satisfaction of the constructed formula ψ , so that $J \models \Delta$ if and only if $J \models unfold_J(\psi)$.

EXAMPLE 4. *Suppose that we need to evaluate the expression in Example 2 over the tree J of height 4. Then we would only need to keep rewriting ψ until all of γ_1 and γ_2 are under at least 5 modal operators. The query obtained corresponds to*

$$\Box_{\Sigma} (\Diamond_{\Sigma} \top \wedge \Box_{\Sigma} \Box_{\Sigma} (\Diamond_{\Sigma} \top \wedge \Box_{\Sigma} \Box_{\Sigma} \gamma_2))$$

To finalise we create the formula $unfold_J(\gamma_1)$ by replacing the symbol γ_2 in the expression above for \perp . Now the evaluation of the original expression over J corresponds to the evaluation of $unfold_J(\gamma_1)$ over J .

Expressive Power. As promised, one can show that recursive JSL captures the recursive definition of JSON Schema. We use the same notation as for Theorem 1.

THEOREM 3. *Well-formed recursive JSL and well-formed recursive JSON Schema are equivalent in expressive power.*

Comparing JSL to navigational logic JNL, we can again show that different atomic predicates force them to have different expressive power: for instance JSL can not express the $EQ(\alpha, \beta)$ operator, while JNL can not cover unique items. On the other hand, if $EQ(\alpha, \beta)$ is not allowed, then we conjecture recursive non-deterministic JNL to be strictly less expressive than recursive JSL without unique items, due to the more powerful form of recursion available in the language.

We finish with a few remarks on the expressive power of recursive JSL expressions. First, let us note that, even if one would like to compare recursive JSL or JSON Schema against XML Schema definitions such as DTDs or XML Schema, or even to Monadic Second Order (MSO), we cannot do it in a direct way since the models of XML and JSON have several important differences, and it is not immediate to express JSON as a relational structure. However, just for the sake of establishing a comparison we can assume that the set Σ^* of possible keys is fixed and finite, and that we do not consider arrays. We can then just focus on a relational representation of JSON that has one binary relation \mathcal{O}_w for each word w in our set of keys, plus all predicates specified in *NodeTests*. We can then show the following (as usual MSO is said to be equivalent to JSL if for every JSL expression we can create a boolean MSO formula accepting the same trees, and vice-versa):

PROPOSITION 8. *Well-formed recursive JSL is equivalent to MSO, if the set Σ^* of possible keys is fixed and finite, and if we do not consider arrays.*

What about arrays? The first observation is that the presence of arrays introduces the atomic test *Unique*, which can express properties not definable in MSO:

EXAMPLE 5. *The following recursive JSL expression accepts only JSON documents representing complete binary trees:*

$$\gamma = \neg(\diamond_1 \top) \vee (MinCh(2) \wedge MaxCh(2) \wedge \neg Unique \wedge \square_{1;2} \gamma)$$

Every node is an array with either no child or with two children both satisfying γ , and the $\neg Unique$ restriction forces the two children of each node to be equal.

Even if we rule out *Unique*, it is still not easy to exactly pinpoint what JSL can do. On one hand, JSON arrays are ordered, in the sense that the first item can be distinguished from the second. But on the other hand the reasoning between elements in arrays in JSON is very limited. For example, we cannot use JSL to specify that after an element satisfying a formula φ we must have an element satisfying another formula ψ .

Evaluation. The first thing to note is that the semantics for recursive JSL, as defined previously, leads to very inefficient evaluation algorithms: the rewriting $unfold_J(\psi)$ may well be of exponential size with respect to the original

query, even if J contains a single node. However, we can show that evaluating recursive JSL expressions remains in PTIME in combined complexity, although the succinctness introduced by the possibility of reusing definitions makes the problem PTIME-hard. Our algorithm consists on evaluating all subtrees of J in a bottom-up fashion, proceeding to higher height levels of J only when all the previous levels have already been computed. The algorithm resembles the evaluation of Datalog programs with stratified negation.

PROPOSITION 9. *The EVALUATION problem for recursive JSL expressions over JSON trees is PTIME-complete in combined complexity.*

Satisfiability. The most common way of building a satisfiability algorithm in schema formalisms for trees is to show that they are equivalent to some class of tree automata whose non-emptiness problem can be shown to be decidable. We use the same ideas, albeit we need to introduce a specific model of automata that can capture our formalism. Interestingly, we show that the *Unique* predicate can also be handled in this case, albeit with an exponential blowup. To show this we encode *Unique* as a special local constraint, as done in e.g. [4, 19]. Again, we do not know if this blowup is unavoidable.

PROPOSITION 10. *The SATISFIABILITY problem for recursive JSL expressions is in 2EXPTIME, and EXPTIME-complete for expressions without the *Unique* predicate.*

6. FUTURE PERSPECTIVES

In this work we present a first attempt to formally study the JSON data format. To this end, we describe the underlying data model for JSON, and introduce logical formalisms which capture the way JSON data is accessed and controlled in practice. Through our results we emphasise how the new features present in JSON, affect classical results known from the XML context, and highlight that there is a need for developing new techniques to tackle main static tasks for JSON languages. And while some of these features have been considered in the past (e.g. comparing subtrees [5, 33], or an infinite number of keys [6]), it is still not entirely clear how these properties mix with the deterministic structure of JSON trees, thus providing an interesting ground for future work.

Apart from these fundamental problems that need to be tackled, there is also a series of practical aspects of JSON that we did not consider. In particular, we identify three areas that we believe warrant further study, and where the formal framework we propose could be of use in understanding the underlying problems.

MongoDB's projection. While we have presented a navigational logic that can capture the way MongoDB filters JSON documents within its find function, we have left out the second argument of the find function, known as projection. In its essence, the idea of the projection argument is to select only those subtrees of input documents that can be reached by certain navigation instructions, thus defining a JSON to JSON transformation. Although well-defined, the projection in MongoDB is quite limited in expressive power, and does not allow a lot of interaction between filtering and projecting. We believe that this is an interesting ground for

future work, as there are many fundamental questions regarding the expressive power of these transformations, and their possible interactions with schema definitions.

Streaming. Another important line of future work is streaming. Indeed, the widespread use of JSON as a means of communicating information through the Web demands the usage of streaming techniques to query JSON documents or validate document against schemas. Streaming applications most surely will be related to APIs, either to be able to query data fetched from an API without resorting to store the data (for example if we are in a mobile environment) or to validate JSONs on-the-fly before they are received by APIs. In contrast with XML (see, e.g., [30]), we suspect that our deterministic versions of both JNL and JSL might actually be shown to be evaluated in a streaming context with constant memory requirements when tree equality is excluded from the language.

Documenting APIs. One of the main uses of JSON Schema is the *Open API initiative* [25], an endeavour founded in early 2016 that intends to build an open documentation of RESTful APIs available worldwide. This initiative uses JSON Schema to specify the inputs and the outputs of a large number of APIs, and is trying to describe which parts of the API output actually come from the input. A formal perspective in these tasks will certainly be well appreciated by the community. Furthermore, there is also the problem of documenting how JSON APIs interact with real databases. For example, when large organisations expose data they sometimes use APIs instead of proper database views, even if it is for internal uses. This immediately raises the problem of exchanging data that may now not reside on real databases, but is exposed only by means of JSON. We believe these problems raise interesting questions for future work.

Acknowledgements

We would like to thank the anonymous reviewers for many helpful comments. Reutter, Suárez and Vrgoč were funded by the Millennium Nucleus Center for Semantic Web Research under Grant NC120004. Bourhis and Vrgoč were partially funded by the STIC AMSUD project Foundations of Graph Structured Data (Fog). Bourhis was partially funded by the DeLTA project (ANR-16-CE40-0007).

7. REFERENCES

- [1] N. Alechina and N. Immerman. Reachability logic: An efficient fragment of transitive closure logic. *Logic Journal of the IGPL*, 8(3):325–337, 2000.
- [2] ArangoDB Inc. The ArangoDB database. <https://www.arangodb.com/>, 2016.
- [3] Pablo Barceló, Jorge Pérez, and Juan L. Reutter. Relative expressiveness of nested regular expressions. In *Proceedings of the 6th Alberto Mendelzon International Workshop on Foundations of Data Management, Ouro Preto, Brazil, June 27-30, 2012*, pages 180–195, 2012.
- [4] Bruno Bogaert and Sophie Tison. Equality and disequality constraints on direct subterms in tree automata. In *Annual Symposium on Theoretical Aspects of Computer Science*, pages 159–171. Springer, 1992.
- [5] Bruno Bogaert and Sophie Tison. Equality and disequality constraints on direct subterms in tree automata. In *STACS 92, 9th Annual Symposium on Theoretical Aspects of Computer Science, Cachan, France, February 13-15, 1992, Proceedings*, pages 161–171, 1992.
- [6] Adrien Boiret, Vincent Hugot, Joachim Niehren, and Ralf Treinen. Deterministic automata for unordered trees. In *Proceedings Fifth International Symposium on Games, Automata, Logics and Formal Verification, GandALF 2014, Verona, Italy, September 10-12, 2014.*, pages 189–202, 2014.
- [7] Mikoaj Bojańczyk, Anca Muscholl, Thomas Schwentick, and Luc Segoufin. Two-variable logic on data trees and xml reasoning. *Journal of the ACM (JACM)*, 56(3):13, 2009.
- [8] Elena Botoeva, Diego Calvanese, Benjamin Cogrel, Martin Rezk, and Guohui Xiao. A formal presentation of mongodb (extended version). *CoRR*, abs/1603.09291, 2016.
- [9] Tim Bray. The JavaScript Object Notation (JSON) Data Interchange Format. 2014.
- [10] R. Cleaveland and B. Steffen. A linear-time model-checking algorithm for the alternation-free modal mu-calculus. *Formal Methods in System Design*, 2(2):121–147, 1993.
- [11] ECMA. The JSON Data Interchange Format. <http://www.ecma-international.org/publications/standards/Ecma-404.htm>, 2013.
- [12] Diego Figueira. *Reasoning on words and trees with data. (Raisonnement sur mots et arbres avec données)*. PhD thesis, École normale supérieure de Cachan, France, 2010.
- [13] Python Software Foundation. Python programming language. <https://www.python.org/>, 2016.
- [14] Stefan Gössner and Stephen Frank. JSONPath. <http://goessner.net/articles/JsonPath/>, 2007.
- [15] Georg Gottlob, Christoph Koch, and Reinhard Pichler. Efficient algorithms for processing xpath queries. *ACM Trans. Database Syst.*, 30(2):444–491, 2005.
- [16] Georg Gottlob, Christoph Koch, and Klaus U. Schulz. Conjunctive queries over trees. *J. ACM*, 53(2):238–272, March 2006.
- [17] Internet Engineering Task Force (IETF). The JavaScript Object Notation (JSON) Data Interchange Format. <https://tools.ietf.org/html/rfc7159>, March 2014.
- [18] json-schema.org: The home of json schema. <http://json-schema.org/>.
- [19] Wong Karianto and Christof Löding. Unranked tree automata with sibling equalities and disequalities. In *International Colloquium on Automata, Languages, and Programming*, pages 875–887. Springer, 2007.
- [20] Leonid Libkin, Wim Martens, and Domagoj Vrgoč. Querying graphs with data. *J. ACM*, 63(2):14, 2016.
- [21] Zhen Hua Liu, Beda Christoph Hammerschmidt, and Doug McMahon. JSON data management: supporting schema-less development in RDBMS. In *International Conference on Management of Data, SIGMOD 2014, Snowbird, UT, USA, June 22-27, 2014*, pages 1247–1258, 2014.

- [22] MongoDB Inc. The MongoDB3.0 Manual. <https://docs.mongodb.org/manual/>, 2015.
- [23] Nurzhan Nurseitov, Michael Paulson, Randall Reynolds, and Clemente Izurieta. Comparison of json and xml data interchange formats: A case study. *Caine*, 2009:157–162, 2009.
- [24] Kian Win Ong, Yannis Papakonstantinou, and Romain Vernoux. The SQL++ semi-structured data model and query language: A capabilities survey of sql-on-hadoop, nosql and newsql databases. *CoRR*, abs/1405.3631, 2014.
- [25] The Open API Initiative. <https://openapis.org/>, 2016.
- [26] OrientDB LTD. The OrientDB database. <http://orientdb.com/>, 2016.
- [27] Pawel Parys. Xpath evaluation in linear time with polynomial combined complexity. In *Proceedings of the Twenty-Eighth ACM SIGMOD-SIGACT-SIGART Symposium on Principles of Database Systems, PODS 2009, June 19 - July 1, 2009, Providence, Rhode Island, USA*, pages 55–64, 2009.
- [28] Felipe Pezoa, Juan L. Reutter, Fernando Suarez, Martín Ugarte, and Domagoj Vrgoč. Foundations of JSON schema. In *Proceedings of the 25th International Conference on World Wide Web, WWW 2016, Montreal, Canada, April 11 - 15, 2016*, pages 263–273, 2016.
- [29] Jonathan Robie, Ghislain Fourny, Matthias Brantner, Daniela Florescu, Till Westmann, and Markos Zaharioudakis. JSONiq: The JSON Query Language. <http://www.jsoniq.org/>, 2016.
- [30] Luc Segoufin and Cristina Sirangelo. Constant-memory validation of streaming xml documents against dtDs. In *International Conference on Database Theory*, pages 299–313. Springer, 2007.
- [31] The Apache Software Foundation. Apache CouchDB. <http://couchdb.apache.org/>, 2015.
- [32] The Neo4j Team. The Neo4j Manual v3.0. <http://neo4j.com/docs/stable/>, 2016.
- [33] Karianto Wong and Christof Löding. Unranked tree automata with sibling equalities and disequalities. In *Automata, Languages and Programming, 34th International Colloquium, ICALP 2007, Wroclaw, Poland, July 9-13, 2007, Proceedings*, pages 875–887, 2007.

APPENDIX

A. PROOFS AND ADDITIONAL RESULTS

Proposition 1. The EVALUATION problem for JNL can be solved in time $O(|J| \cdot |\varphi|)$.

PROOF. We demonstrate that for a JNL tree J and a unary formula φ , the evaluation of φ over J is in $O(|\varphi| * |J|)$. For that we first translate the unary formula into a non recursive monadic datalog program with stratified negation in the style of [16] for XML trees. For that, we need to define a relational structure on which the JSON tree is encoded. For each key k , there is a binary relation $k(x, y)$ such that y is accessible from x by the key k . Let m be the maximal size of the arrays in the trees, then for each integer i between 0 to $m - 1$, there is a binary relation i . There is a binary relation $Self(x, y)$ such that x is the same object of y and accessible by the same key from the same parent. The binary relations presented until now form the set of navigational relations. Moreover, there is one binary relation Eq comparing the values of objects. Finally, for each value v , there is a unary relation $v(x)$ such that the value of x is equal to v . By induction on the structure of the formula, we can prove that we can construct that a monadic datalog program with stratified negation only over intentional predicates. Moreover, for each rule of the program, the body of this rule is a tree-shape connected query by using the navigational relations k and i where k and i are keys or integers. We denote this program P_φ .

A unary conjunctive query is a *tree query* iff

- the query is connected regarding the navigational relations
- the query restricted of the navigational relations describes a tree such that the root of this tree is the free variable.

A Datalog program is a *JSON program* iff

- It is monadic
- The graph of dependence of the intentional relation is a tree
- The intentional relation appearing in the head of a rule is monadic at the exception of the goal predicate which is a 0 arity relation.
- The goal predicate appears only on the head of one rule and the body of this rule is a query of the form $Root(x) \wedge \varphi(x)$ where $\varphi(x)$ is a tree query.
- For each rule, the body of this rule is a tree query.
- The negation of the program is stratified and the only negated atoms are unary intentional predicates.

We need now to prove the two key lemmas in order to efficiently compute the evaluation φ over J .

LEMMA 1. *Let Q be a tree query over the JSON signature. Let J be a tree. Let o be an object of this tree. There exists a unique valuation demonstrating that o is answer of Q applied to P . This valuation can be computed in $O(|\varphi| \cdot |J|)$*

The idea of this proof is to build inductively on the tree structure of the query restricted to the navigational relations. It starts from the object o that has to map the root of this tree. The propagation case relies heavily on the fact that the first attribute of each navigational relation is a primary key. Because the query is connected regarding the navigational relations then a such valuation over the navigational relations of the query defines a valuation over all the variables of the query. Finally, to obtain the good complexity, we cannot compute the relation Eq for all the nodes of the J and therefore the comparison of subtrees are computed online. We now consider $\nu(Q)$ the set of ground facts obtained from the valuation ν obtained on the evaluation over the ground facts. For each ground atom $Eq(o, o')$, we compare the subtrees which can be done in linear time.

LEMMA 2. *Let P be a JSON program. Let J be a JSON tree. Let $\mathcal{T}(P, J)$ be the set of proofs trees of the acceptance of P by J . Let $p(n)$ and $p(n')$ be two facts appearing in different proof trees of $\mathcal{T}(P, J)$. Then n is n' are exactly the same objects reachable from the same parent with the same key.*

This lemma is proved by induction on dependence tree of the intentional relations. It relies mainly on Lemma 1.

We now present the algorithm evaluation. This algorithm is really different than the classical evaluation of Datalog over an instance. The algorithm is built inductively on the structure of the graph of dependence of the program and the tree and the goal is to ground the rules. It relies heavily on Lemma 1. Once, the rules are grounded if possible, we just need to check that the goal can be deduced. As the grounded program is of size $O(|\varphi| \cdot |J|)$, then checking that goal can be deduced in linear time in the size of the program. This finishes the proof.

□

Proposition 2 The SATISFIABILITY problem for JNL is NP-complete. It is NP-hard even for formulas not using negation nor the equality operator.

PROOF. For the upper bound one just guesses a polynomial time witness. For JNL the height of the models is bounded by the size of the formula. However, the width may be of exponential size because X_i demands a node with exponentially many nodes if i is in binary. However, before guessing a witness we preprocess the formulas so that we replace, for each level, all binary numbers for the unary numbers 1, 2, 3, etc. To do this we just need to keep into account the ordering of the

original numbers, and then respect this ordering with our replacement. For example, for the first level (that is, all numbers appearing in a X_i operator not under the scope of another X operator) we just order all numbers in X_i operators, and then respecting this ordering we replace the lowest such number by 1, the second by 2, and so on. This operation is polynomial in the formula, and after we finish with this preprocessing we get a formula which always has exponential witnesses. Having guesses the witness we evaluate our formula polynomial time as shown in Proposition 1.

Hardness. Reduction is from 3SAT. Let φ be a propositional formula in 3CNF using variables p_1, \dots, p_n and clauses C_1, \dots, C_m . For each p_i we define the formula $\theta_{p_i} = (X_{p_i}[X_1]) \vee (X_{p_i}[X_w])$, with w a fresh string, with the intention of allowing, as models, all valuations of each of the p_i 's: if the object under key p_1 is an array, then we will interpret this as p_i being assigned the value true, and if it is an object we will interpret that p_i was assigned the value false. Moreover, for each of the clauses C_j that uses variables a, b and c , define γ_{C_j} as $X_a S_a \vee X_b S_b \vee X_c S_c$, where each S_a, S_b and S_c is either $[X_1]$, if a (respectively, b or c) appears positively in C_j , and $[X_w]$ otherwise.

Recall that all edges leaving from array nodes are labelled with natural numbers, and all edges leaving from object nodes are labelled with strings. This means that for any json J it must be the case that $[[X_1]]_J$ and $[[X_a]]_J$ are always disjoint. Moreover, recall that an object cannot have two pairs with identical keys, so a node in a JSON trees cannot have two children under an edge with the same label. With these two remarks it is then immediate to see that φ is satisfiable if and only if the following JNL expression is satisfiable:

$$\bigwedge_{1 \leq i \leq n} \theta_{p_i} \wedge \bigwedge_{1 \leq \ell \leq m} \gamma_{C_\ell}$$

□

Proposition 3 The evaluation problem for JNL with non-determinism and recursion can be solved in cubic time, and in linear time if the formula does not use predicate $EQ(\alpha, \beta)$.

PROOF. When our formula does not use the $EQ(\alpha, \beta)$ operator, we can reuse the classical model checking algorithm from PDL [1, 10], since our logic is a syntactic variant of PDL and JSON trees can be viewed as generalisations of Kripke structures. Some small changes are needed though in order to accommodate the specifics of JSON and of our syntax. First, arrays can be treated as usual nodes, with the edges accessing them being labelled by numbers. Second, for the formula X_e , where e is a regular expression, JNL traverses a single edge (i.e. the regular expression is not applied as the Kleene star over the formulas). To accommodate this, we can mark each edge of our tree with an expression e such that the label of the edge belongs to the language of e . Since checking membership of a label l in the language of the expression e can be done in $O(|e| \cdot |l|)$, and the sum of the length of all the labels is less than the size of the model (as we have to at least write them all down), this can be done in $O(|e| \cdot |J|)$. We now repeat this for every regular expression appearing in our JNL formula. Since the number of expressions is linear in the size of the formula the preprocessing takes linear time. We can now run the classical PDL model checking over this extended structure treating regular expressions as ordinary edge labels. In the case that $EQ(\alpha, \beta)$ is present, we can utilize the PDL-algorithm of [20], which runs in cubic time. □

Proposition 4 The SATISFIABILITY problem is undecidable for non-deterministic recursive JNL formulas, even if they do not use negation.

PROOF. We prove that the satisfiability for positive JSL queries is undecidable. We reduce the problem of emptiness of two counters machine. Let M be a two counters machine. The initial state is q_0 . The final state is q_f . We encode a configuration of the machine by an object o having two keys c_1 and c_2 representing the counter C_1 and C_2 . The value of the counte C_i is the height of the subtree reachable from the key c_i . The empty counter is represented by the string "0". Moreover, o has two other keys : $state$ given the string representing the state of the configuration and the key $next$ given the object representing the next configuration. The query Q is the composition of three subqueries $Q_{init} \circ Q_{trans} \circ Q_{final}$. Q_{init} states the first configuration is the one starting at the initial state with empty counters : $\varepsilon \langle EQ(X_{c_1}, "0") \wedge EQ(X_{c_2}, "0") \wedge EQ(X_{state}, "q_0") \rangle \circ X_{next}$ Q_{final} states that the last configuration is in the final state $\varepsilon \langle EQ(X_{state}, "q_f") \rangle$. Q_{trans} states the transition between two configurations : $(\varepsilon \langle \bigvee_q \varphi_q \rangle \circ X_{next})^+$. We explain how to encode the different possible transitions over c_1 , the same can be done on c_2 :

- $\delta(q) = (incr_1, q_1)$, then $\varphi_q = EQ(X_{c_1}, X_{next} \circ X_{c_1} \circ X_a) \wedge EQ(X_{state}, "q") \wedge EQ(X_{next} \circ X_{state}, "q_1")$
- $\delta(q) = (del_1, q_2)$, then $\varphi_q = EQ(X_{c_1} \circ X_a, X_{next} \circ X_{c_1}) \wedge EQ(X_{state}, "q") \wedge EQ(X_{next} \circ X_{state}, "q_1")$
- $\delta(q) = (if\ 0\ then\ q_1, q_2)$ then

$$\varphi_q = (EQ(X_{c_1}, "0") \wedge EQ(X_{state}, "q") \wedge EQ(X_{next} \circ X_{state}, "q_1"))$$

$$\vee ([X_{c_1} \circ X_a] \wedge EQ(X_{state}, "q") \wedge EQ(X_{next} \circ X_{state}, "q_2"))$$

$$\bigwedge EQ(X_{c_1}, X_{next} \circ X_{c_1})$$

Let assume that the machine M finishes in the final state. Let r be an accepting run. We construct the associated JSON tree as explained before. Each configuration is represented by an object having four keys : $state$ returning the state of the machine, c_1 returning an object coding the value of the counter C_1 , c_2 returning an object coding the value of the counter

C_2 and $next$ returning the object representing the next configuration. Each object coding the value n of counter is JSON tree coding path of length n such that each object has only one key a at the exception of the last value is the integer 0. We can notice that we can unfold the query by following the run such that at each step, the transition is checked. Let assume that the query is satisfiable. We can extract for each object under the key $next$ a configuration as explained before. The transition between each configuration has the query transition imposes that between two objects representing a configuration, the counters have the correct values as full subtrees are copied. \square

Proposition 5 The SATISFIABILITY problem is:

- PSPACE-complete for non-deterministic, non-recursive JNL without the $EQ(\alpha, \beta)$ operator.
- EXPTIME-complete for non-deterministic, recursive JNL without the $EQ(\alpha, \beta)$ operator.

PROOF. The PSPACE lower bound follows from Proposition 7, and the fact that we can go from JSL to JNL in polynomial time (Theorem 2). The EXPTIME-hardness follows from adapting known reductions from bounded space alternating turing machines to PDL (see e.g. Harel, D., Kozen, D., Tiuryn, J., 2000. Dynamic Logic. MIT Press.). The upper bound follows

Both the PSPACE-upper bound and the EXPTIME-upper bound follows from Proposition 7 and Proposition 10. Even though we cannot go directly through JSL because this would mean an exponential blowup, we can eliminate this blowup by using a new definition each time we concatenate formulas. For the PSPACE-hardness this implies introducing definitions, but since these are acyclic we can still bound the height of the accepted JSON documents. \square

Theorem 1

- JSON Schema can be expressed in JSL.
- String-deterministic JSL can be expressed in JSON Schema.

PROOF. **Schema to JSL.** Let us start with the first item. For each schema S we proceed to construct a formula ψ_S , we do this inductively on the syntax of JSON Schema.

Let us start our construction with strings. Consider the following string schema S

```
{
  "type": "string",
  "pattern": "e"
}
```

where e is a regular expression over Σ^* . Here we need to check both that J is a string and that it belongs to the language of e . We do this with the following formula ψ_S in JSL

$$\psi_S = Str \wedge Pattern(e)$$

Note that in the absence of the pattern restriction we just have to remove the last predicate from ψ_S .

In the case of numbers we provide a similar construction, consider a the following generic schema S

```
{
  "type": "number",
  "minimum": "n",
  "maximum": "m",
  "multipleOf": "k"
}
```

where n, m, k are decimal numbers. Here the construction is as follows

$$\psi_S = Int \wedge Min(n) \wedge Max(m) \wedge MultOf(k)$$

Again if one of the restrictions is nto present we can just avoid it in the construction of the formula.

We continue with object schemas, consider the following object schema S

```
{
  "type": "object",
  "minProperties": i,
  "maxProperties": j,
  "required": ["s1", ..., "sn"],
  "properties": {
    "k1": S1,
    ...
    "km": Sm
  },
  "patternProperties": {
    "r1": D1,
    ...
    "rl": Dl
  },
  "additionalProperties": A
}
```

Here we have to use our inductive step to assign a formula for each subschema present in the definition of S . Let $\varphi_{S_1}, \dots, \varphi_{S_m}, \varphi_{D_1}, \dots, \varphi_{D_l}, \varphi_A$ be those formulas, and let C be the intersection of the complement of each expression $k_1, \dots, k_m, r_1, \dots, r_l$, we can construct ψ_S as follows

$$\begin{aligned} \psi_S = & Obj \wedge MinCh(i) \wedge MaxCh(j) \wedge \\ & \diamond_{s_1} \top \wedge \dots \wedge \diamond_{s_n} \top \wedge \\ & \square_{k_1} \varphi_{S_1} \wedge \dots \wedge \square_{k_m} \varphi_{S_m} \wedge \\ & \square_{r_1} \varphi_{D_1} \wedge \dots \wedge \square_{r_l} \varphi_{D_l} \wedge \\ & \square_C \varphi_A \end{aligned}$$

For arrays consider the following schema S

```
{
  "type": "array",
  "items": ["S1", ..., "Sn"],
  "uniqueItems": true,
  "additionalItems": A
}
```

In this case we need to force the JSON values to satisfy their corresponding indexes schema, we achieve this by constructing the following *JSL* formula

$$\psi_S = Arr \wedge Unique \wedge \diamond_{1,1} \varphi_{S_1} \wedge \dots \wedge \diamond_{n,n} \varphi_{S_n} \wedge \square_{j+1:+\infty} \varphi_A$$

Where $\varphi_{S_1}, \dots, \varphi_{S_n}, \varphi_{S_A}$ come from the inductive step. Note that when the `additionalItems` keyword is not present we need to introduce instead $\square_{j+1:+\infty} \perp$, to specify that there cannot be more children.

Finally, we conclude by providing the construction for the boolean operators of JSON Schema, consider the following schemas

$$\begin{aligned} S_{allOf} &= \{\text{"allOf": } [S_1, \dots, S_n]\} & S_{anyOf} &= \{\text{"anyOf": } [S_1, \dots, S_n]\} \\ S_{not} &= \{\text{"not": } S'\} & S_{enum} &= \{\text{"enum": } [J_1, \dots, J_n]\} \end{aligned}$$

The construction comes naturally from the boolean semantics

$$\begin{aligned} \varphi_{S_{allOf}} &:= \varphi_{S_1} \wedge \dots \wedge \varphi_{S_n} \\ \varphi_{S_{anyOf}} &:= \varphi_{S_1} \vee \dots \vee \varphi_{S_n} \\ \varphi_{S_{not}} &:= \neg \varphi_{S_A} \\ \varphi_{S_{enum}} &:= \sim(J_1) \vee \dots \vee \sim(J_n) \end{aligned}$$

Where $\varphi_{S_1}, \dots, \varphi_{S_n}, \varphi_{S_A}$ come from the inductive step.

JSL to Schema. For the second item we show how to obtain a schema S^φ from each JSL formula φ . We proceed again by induction on the structure of JSL formulas.

The formula \top is the schema $\{\}$, that by definition validates against any document.

All *NodeTests* are similar:

- If φ is *Obj* then S is just $\{\text{"type": "object"}\}$, and similarly for *Arr*, *Int* and *Str*
- If φ is *Unique* then S is $\{\text{"type": "array", "uniqueItems": true}\}$. The other predicates in *NodeTests* are completely symmetrical, except for *MinCh(i)* and *MaxCh(i)* that we specify below. Note that we need to specify the type of documents they act on.
- In the case of *MinCh(i)* and *MaxCh(i)* we need to specify a disjunction between arrays and objects. For example, *MinCh(i)* is the union of $\{\text{"type": "object", "minProperties": i}\}$ and $\{\text{"type": "array", "items": [\{\}, \dots, \{\}]\}$, repeating $\{\}$ i times, and where $\{\}$ by definition validates against any document. For *MaxCh(i)* is a bit more complicate, as apart from $\{\text{"type": "object", "maxProperties": i}\}$ we need to take the union of each $\{\text{"type": "array", "items": [\{\}], "additionalItems": J}\}$, where J is an unsatisfiable schema, for each repetition of items between 1 and i . Each of this specifies an array with exactly k elements, where k is the amount of times the schema $\{\}$ is repeated in the items.

Disjunction, conjunction and negation are immediate from the boolean operators in JSON Schema.

If φ is $\diamond_{i,j} \psi$ then the schema is:

```

{
  "type": "array",
  "items": [ {}, ..., {}, Spsi, ..., Spsi ],
  "additionalItems": {}
}

```

where $Spsi$ is the schema for φ , the repetition of $\{\}$ is given $i - 1$ times, and the repetition of $Spsi$ is given j times. If φ is $\diamond_{i:+\infty}\psi$ then the schema is:

```

{
  "type": "array",
  "items": [ {}, ..., {} ],
  "additionalItems": Spsi
}

```

where $Spsi$ is the schema for φ , and the repetition of $\{\}$ is given $i - 1$ times. If φ is $\square_e\psi$ then the schema is:

```

{
  "type": "object",
  "patternProperties": {
    "e": Spsi
  }
}

```

The rest of the modalities can be simulated using the equivalences $\square_e\psi \equiv \diamond_e \neg\psi$ and $\diamond_{i;j}\psi \equiv \square_{i;j} \neg\psi$

□

Theorem 2:

Non-deterministic JNL not using the equality $EQ(\alpha, \beta)$ and non-deterministic JSL using only the node test $\sim (A)$ are equivalent in terms of expressive power. More precisely:

- For every formula φ^S in JSL exists a unary formula φ^N in JNL such that for every JSON J :

$$\llbracket \varphi^N \rrbracket_J = \{n \in J \mid (J, n) \models \varphi^S\}.$$

- For every unary formula φ^N in JNL exists a φ^S in JSL such that for every JSON J :

$$\llbracket \varphi^N \rrbracket_J = \{n \in J \mid (J, n) \models \varphi^S\}.$$

Moreover, going from JSL to JNL takes only polynomial time, while the transition in the other direction can be exponential.

PROOF. The proof of the first item is done by an easy induction on the structure of φ^N . Base case:

- If $\varphi^N = \top$ then we define $\varphi^S = \top$.
- If $\varphi^N = \sim (A)$ then we define $\varphi^S = EQ(\varepsilon, A)$.

Inductive case:

- The boolean cases are handled in an obvious manner. I.e. If $\varphi^N = \neg\varphi_1$ then we define $\varphi^S = \neq \varphi_1^S$.
- If $\varphi^N = \diamond_e \varphi$, then $\varphi^S = [X_e \langle \varphi^S \rangle]$.
- If $\varphi^N = \diamond_{i;j} \varphi$, then $\varphi^S = [X_{i;j} \langle \varphi^S \rangle]$.
- The case of diamond is straightforward, since $\square_e \varphi$ is equivalent to $\neg \diamond_e \neg\varphi$ and similarly for $\square_{i;j}$.

It is now easy to show that φ^S has the same semantics as φ^N .

For the second item a bit more care is needed, since JNL also allows binary formulas, so we have to show how one can keep track of those using JSL formulas which are by definition unary. For this we will need some more notation.

First, note that when considering a JNL formula X_a , its clear analogue in JSL would be $\diamond_a \top$, since it gives us all the nodes n , such that there is n' with $(n, n') \in \llbracket X_e \rrbracket_J$, for any JSON J . But what do we do with a formula $X_a \circ X_b$? Here the first part of the composition (X_a) is equivalent to $\diamond_a \top$, and the second to $\diamond_b \top$. However, we can not simply glue them together, but need to replace the \top in $\diamond_a \top$, with the entire formula $\diamond_b \top$, thus obtaining $\diamond_a \diamond_b \top$. In order to keep track of which \top we are using, we will assign a different top symbol \top_φ to each formula φ (marked by the formula itself). Furthermore, when we need to replace a top symbol in the formula φ with another formula ψ , we will write $\varphi[\top_\varphi \rightarrow \psi]$ to denote this.

Next, we will need to use a special \top symbol for formulas of the form $\langle\varphi\rangle$. At first it might seem that a formula like $\langle\varphi\rangle$ could simply be replaced with the translation of φ , which we denote by φ^S , since we only need to check if our node satisfies φ . However, this might cause problems when we continue composing $\langle\varphi\rangle$ with other binary formulas. For instance, in $\langle X_a \rangle \circ X_b$ this would result with an incorrect translation to $\diamond_a \diamond_b \top$. That is, we need to treat formulas of the form $\langle\varphi\rangle$ as existential tests that can be continued afterwards. For this, we will translate formulas of the form $\psi = \langle\varphi\rangle$ to $\psi^S = \top_\varphi \wedge \varphi^S[\top_\varphi \rightarrow \top^*]$. Here \top^* is a special top symbol which helps us continue composing correctly using ψ^S . That is, when another formula follows ψ , we will now know that \top^* will not be replaced by it, thus making it a true existential test as intended.

The full inductive translation which works simultaneously on unary and binary formulas of JNL is given next. We start with the base cases. Here JNL formulas will be denote φ, ψ, α and their (intermediate) translations as $\varphi^{S_I}, \psi^{S_I}, \alpha^{S_I}$.

Base case:

- If $\varphi = \top$ then we define $\varphi^{S_I} = \top_\varphi$.
- If $\alpha = \varepsilon$ then we define $\alpha^{S_I} = \top_\alpha$.
- If $\alpha = X_e$ then $\alpha^{S_I} = \diamond_e \top_\alpha$.
- If $\alpha = X_{i:j}$ then $\alpha^{S_I} = \diamond_{i:j} \top_\alpha$.

Inductive case:

- If $\varphi = \neg\psi$ then $\varphi^{S_I} = \neg\psi^{S_I}[\top_\psi \rightarrow \top_\varphi]$.
- If $\varphi = \psi_1 \wedge \psi_2$ then $\varphi^{S_I} = \psi_1^{S_I}[\top_{\psi_1} \rightarrow \top_\varphi] \wedge \psi_2^{S_I}[\top_{\psi_2} \rightarrow \top_\varphi]$.
- If $\varphi = \psi_1 \vee \psi_2$ then $\varphi^{S_I} = \psi_1^{S_I}[\top_{\psi_1} \rightarrow \top_\varphi] \vee \psi_2^{S_I}[\top_{\psi_2} \rightarrow \top_\varphi]$.
- If $\varphi = [\alpha]$ then $\varphi^{S_I} = \alpha^{S_I}[\top_\alpha \rightarrow \top_\varphi]$.
- If $\varphi = EQ(\alpha, A)$ then $\varphi^{S_I} = \alpha^{S_I}[\top_\alpha \rightarrow \sim(A)]$.
- If $\alpha = \alpha_1 \circ \alpha_2$ then $\alpha^{S_I} = (\alpha_1^{S_I}[\top_{\alpha_1} \rightarrow \alpha_2^{S_I}])[\top_{\alpha_2} \rightarrow \top_\alpha]$.
- If $\alpha = \langle\varphi\rangle$ then $\alpha^{S_I} = \top_\alpha \wedge \varphi^{S_I}[\top_\varphi \rightarrow \top^*]$.

Finally, for φ we define $\varphi^S = \varphi^{S_I}[\{\top^*, \top_\varphi\} \rightarrow \top]$, replacing all the remaining top symbols with true. We do the same thing with binary formulas α giving us α^S .

To demonstrate how the translation works, consider the formula $EQ(\langle X_b \rangle \circ X_a, A)$, which checks that the current node contains a key b , and that it contains a key a with the value A . Our translation will start by producing $\top_1 \wedge \diamond_b \top^*$ in place of $\langle X_b \rangle$. It will then replace \top_1 with $\diamond_a \top_2$, i.e. with the translation of X_a . Finally, it will replace \top_2 with $\sim(A)$, producing $\diamond_a \sim(A) \wedge \diamond_b \top$, as desired.

Note that in the formulas of the form $\langle [X_{a_1}] \vee [X_{a_2}] \rangle \circ \langle [X_{b_1}] \vee [X_{b_2}] \rangle \circ \langle [X_{c_1}] \vee [X_{c_2}] \rangle$ our translation keeps track of all the possible paths specified by the JNL formula, thus resulting in an exponentially long JSL formula.

Using a rather cumbersome induction (which works simultaneously on unary and binary JNL formulas), we can now prove the claim that $\llbracket \varphi \rrbracket_J = \{n \in J \mid (J, n) \models \varphi^S\}$, for any JNL formula φ . Note that here we also need to prove an auxiliary claim on binary formulas, which states that $(J, n) \models \alpha^S$ iff $\exists n'$ s.t. $(n, n') \in \llbracket \alpha \rrbracket_J$, and n' is used as a witness to the truth of α^S in n . \square

Proposition 6:

The EVALUATION problem for JSL can be solved in time $O(|J|^2 \cdot |\varphi|)$, and in $O(|J| \cdot |\varphi|)$ when φ does not use the *Unique* predicate.

PROOF. We can use Theorem 2 to transform the JSL expression into a JNL expression without the equality operator, but with one additional unary predicate for each node test in *NodeTests*. All these predicates can be pre-computed in time $O(|J| \cdot |\varphi|)$ except for *Unique*, which needs $O(|J|^2)$. \square

Proposition 7:

The SATISFIABILITY problem for JSL is in EXPSpace, and PSPACE-complete for expressions without *Unique*.

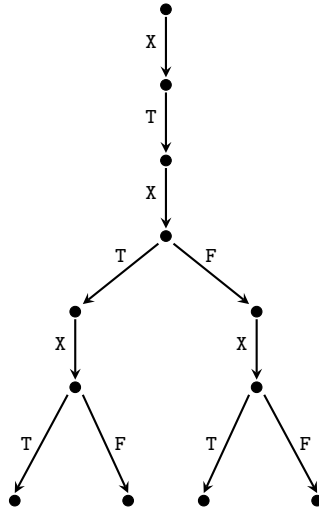
PROOF. The PSPACE-hardness is established by reduction from the satisfiability problem of a quantified boolean formula (QBF) in 3CNF, which is widely known to be PSPACE-complete. More precisely, a QBF in 3CNF is an expression of the form $Q_1 x_1 \cdots Q_n x_n \varphi$, such that φ is a propositional formula over $\{x_1, \dots, x_n\}$ in conjunctive normal form and where each clause has 3 literals, and each Q_i is either \forall or \exists . The satisfiability problem asks if the resulting quantified formula is satisfiable.

The reduction is inspired by a similar reduction in (Benedikt, M., Fan, W., & Geerts, F. (2008). XPath satisfiability in the presence of DTDs. *Journal of the ACM (JACM)*, 55(2), 8.). The main idea is to construct a formula such that each of its models correspond to one of the possible assignments for the existentially quantified variables of φ , and that contains all possible assignments for the universally quantified variables.

Let then α be a QBF expression in 3CNF of the form $Q_1 x_1 \dots Q_n x_n \varphi$ as explained above. We construct a JSL formula φ such that φ is satisfiable if and only if $Q_1 x_1 \dots Q_n x_n \varphi$ is satisfiable.

Our formula is defined as $\varphi = \varphi_{\text{tree}} \wedge \varphi_{\text{clauses}}$, where each of these subformulas are defined as follows.

Formula φ_{tree} is a formula that mandates all the models to be trees of length $2n$, consisting only of object nodes, where all nodes at height $0 \leq 2k < 2n$ are objects with a single child through an edge labelled with X , and each node at height $2k + 1$ is an object that has either a single child with an edge labelled with any of T or F , if Q_i is the existential quantifier \exists or exactly two children, one with an edge labelled with T and the other with an edge labelled with F . For example, a possible model of the formula $\exists x_1 \forall x_2 \forall x_3 (x_1 \wedge x_2 \wedge x_3)$ is the JSON shown below (all nodes are objects).



In order to make sure each tree has this form, we let φ_{tree} be the conjunction of all the formulas we describe next.

- For each $0 \leq k \leq n$ such that k is existentially quantified, the formula

$$(\Box_{\Sigma^*})^{2(k-1)} \Box_X ((\Diamond_T \top \wedge \neg \Diamond_F \top) \vee (\neg \Diamond_T \top \wedge \Diamond_F \top)),$$

where $(\psi)^i$ represents the concatenation of ψ i times.

- For each $0 \leq k < n$ such that k is universally quantified, the formula

$$(\Box_{\Sigma^*})^{2(k-1)} \Box_X ((\Diamond_T \top \wedge \Diamond_F \top)).$$

- For each $0 \leq k < n - 1$, formula

$$(\Box_{\Sigma^*})^{2k+1} (\Box_T \Diamond_X \top \wedge \Box_F \Diamond_X \top)$$

As we have mentioned, for each assignment of the existentially quantified variables in α there is a JSON tree satisfying all these formulas and where the path from the root to each leaf represent a possible assignment of all variables in α .

Formula φ_{clause} makes sure that all such assignments satisfy φ . To do this consider, for each clause $C = (\star x_i \vee \star x_j \vee \star x_k)$, where \star is either \neg or nothing, the formula φ_C defined as

$$\varphi_C = (\Diamond_{\Sigma^*})^{2(i-1)} \Diamond_X \Diamond_{V_i} (\Diamond_{\Sigma^*})^{2(j-i-1)} \Diamond_X \Diamond_{V_j} (\Diamond_{\Sigma^*})^{2(k-j-i-1)} \Diamond_X \Diamond_{V_k} \top,$$

where V_ℓ is T if $\star x_\ell$ is $\neg x_\ell$ or F otherwise.

Note that this formula is true only when there is a path from the root to a leaf such that there is a V_i -labelled edge after the node at height $2i + 1$, a V_j -labelled edge after the node at height $2j + 1$ and a V_k -labelled edge after the node at height $2k + 1$. Thus, this holds when one can find a path in which the assignment represented by this path does not satisfies clause C .

Define then $\varphi_{\text{clause}} = \bigwedge_{C \in \alpha} \neg \varphi_C$. This formula is satisfied when, for all clauses C of φ , it is impossible to find a path in which the assignment represented by this path does not satisfies clause C . It is now not difficult to show that α is satisfiable if and only if the expression $\varphi_{\text{tree}} \wedge \varphi_{\text{clause}}$ is satisfiable.

The upper bound follows from Proposition 10 and the remark that non-recursive JSL formulas only accepts trees of height bounded polynomially by the size of the formula. With this remark, we can use a technique introduced in (Benedikt, M., Fan, W., & Geerts, F. (2008). XPath satisfiability in the presence of DTDs. Journal of the ACM (JACM), 55(2), 8.) to deal with the satisfiability of non-recursive DTDs in the XML context. In a nutshell, the idea is to simulate a tree automata with a string automata, using a coding of trees of bounded height into strings. If *Unique* is not present then we can preprocess the formula first to know the maximum width of the trees we will need to check, but if *Unique* is indeed present we end up with an automaton of exponentially many rules since for the encoding we need to check an exponential amount of children for each node. \square

Theorem 3:

Well-formed recursive JSL and well-formed recursive JSON Schema are equivalent in expressive power.

PROOF. Follows from the immediate definition of recursive JSL and Theorem 1. From JSON Schema to JSL all we need to do is to encompass each of the definitions as a new definition in the recursive JSL formula, and translate the base JSON Schema as the base expression. The other direction is symmetrical. \square

Proposition 8:

Well-formed recursive JSL is equivalent to MSO, if the set Σ^* of possible keys is fixed and finite, and that we do not consider arrays.

PROOF. When no arrays exists we can express all of the remaining *NodeTests* with MSO (the only problem is *Unique*), and we can express all the modalities as well. It is thus immediate to show that MSO can encode JSL. Furthermore, to encode a well-formed recursive JSL expression Δ , for each definition $\gamma = \varphi$ in Δ we create a set S_γ and the formula $S_\gamma(x) \leftrightarrow T(\varphi)$, where $T(\varphi)$ is the translation of φ , assuming each symbol γ' from Γ in φ is translated as $S_{\gamma'}$.

To go from MSO to JSL, the key thing to note is that now each object has at most k children, where k is the fixed number of keys. Thus MSO can be captured by an automata of over trees of rank k (see e.g. Libkin, Leonid. Elements of finite model theory. Springer Science & Business Media, 2013.). In turn, we can use JSL to capture these types of automata. See [28] for an explanation on how to encode automata with JSON Schema; the translation therein can be seemingly adapted for trees of rank k . \square

Proposition 9:

The EVALUATION problem is PTIME-complete for recursive JSL expressions.

PROOF. For the PTIME upper bound we need some notation. Let J be a JSON document, and assume that the height of J is h . To each symbol γ in Γ and $k \leq h$ we associate a set $S_k^J(\gamma)$ of nodes from J , whose intuition is to specify the nodes of J that satisfy γ , and that are of height at least k . More formally, let \mathcal{S}_h be the set of predicates containing the predicate name $S_k(\gamma)$ for each $0 \leq k \leq h$ and each $\gamma \in \Gamma$. Then the satisfaction relation \models can be extended for JSL expressions over the extended syntax that allows symbols from \mathcal{S}_h as predicates, defining that $(J, n) \models S_k(\gamma)$ if and only if $n \in S_k^J(\gamma)$.

Now let Δ be a recursive JSL expression of the form (1). For each $1 \leq j \leq n$, let φ_j^h be the formula constructed by replacing each symbol γ_i in φ_j under the scope of a modal operator by \perp , and each other γ_i by $S_k(\gamma)$. Further, for each $0 \leq k < h$, let φ_j^k be the formula constructed by replacing each symbol γ_i in φ_j under a modal operator for $\bigvee_{k < \ell < h} S_\ell(\gamma)$, and each other symbol γ_i for $S_k(\gamma_i)$.

We define for each $0 \leq k \leq h$ the operators given by:

$$\begin{aligned} S_k^J(\gamma_1) &= \{n \mid \text{the height of } n \text{ is } k, \text{ and } \models \varphi_1^k\}, \\ &\vdots \\ S_k^J(\gamma_n) &= \{n \mid \text{the height of } n \text{ is } k, \text{ and } \models \varphi_n^k\} \end{aligned}$$

Assume for readability that the precedence graph of Δ induces the order $\gamma_1 < \gamma_2 < \dots < \gamma_n$. We compute all the sets $S_k^J(\gamma_i)$, following the operators introduced above, from the biggest γ symbol to the lowest and from height h to height 0. That is, we start in $S_h^J(\gamma_n), S_h^J(\gamma_{n-1}), \dots, S_h^J(\gamma_1)$, and then $S_{h-1}^J(\gamma_n)$, and so on until $S_0^J(\gamma_1)$. Finally, to compute the nodes of J that satisfy Δ we let ψ^h be the formula that replaces each symbol γ in ψ for $\bigvee_{0 \leq k \leq h} S_k(\gamma)$. A routine induction on height shows the following Lemma, stating that this semantics does indeed coincide with the semantics based on rewriting.

LEMMA 3. *Let J be a JSON tree, n a node of J and Δ a recursive JSL expression. Then $(J, n) \models \Delta$ if and only if $(json(n), n) \models \psi^h$, where h is the height of $json(n)$.*

We can now show the PTIME upper bound. In order to compute all nodes that satisfy each symbol γ we need to evaluate one of the definitions of Δ at most once per each node of J . This is in polynomial time (in fact, quadratic in the size of J) due to Proposition 6. Once we have finished this operation we can proceed to evaluate the base formula of Δ , which requires another polynomial pass.

The PTIME lower bound is from reduction from the problem of validating whether an assignment satisfies a boolean circuit. Let C be a boolean circuit with input gates IN_1, \dots, IN_n , and gates G_1, \dots, G_m , with G_m being the output gate. We construct a JSON document that is an object with n key-value pairs, with keys "IN1", "IN2", ..., "INN" each of which associated to the value "T" if the input is given a 1 or "F" otherwise.

For each gate G_j we create a symbol γ_j and a definition $\gamma_j = \varphi_j$, with φ_j the codification of the circuit rooted at gate G_j . If this circuit uses an input gate IN_i we use instead the expression $\diamond_{IN_i} Pattern(T)$ that is true if the key-value pair of J whose key is "INi" corresponds to the string "T", or false otherwise.

Finally, the base expression of Δ is simply γ_m , corresponding to the output gate. We have that Δ accepts J if and only if C is true under the assignment of the input gates. \square

Proposition 10:

The SATISFIABILITY problem for recursive JSL expressions is in 2EXPTIME, and EXPTIME-complete for expressions without the *Unique* predicate.

PROOF. The EXPTIME-lower bound follows from the fact that JSON Schema can simulate tree automata (see [28]) and that we can capture JSON Schema with JSL.

For the upper bound we construct an alternating tree automata model that captures recursive JSL and works directly over JSON trees.

A J -automata is a tuple (Q_n, Q_t, F, δ) , where Q_n and Q_t are existential sets of node states and tree states, $F \subseteq Q_n \cup Q_t$ is the set of final states and δ is the transition relation. To explain how δ is specified we need some notation. Let $QuantStates$ be the set of predicates in the sets $\{q\exists_e \mid q \in Q_n \cup Q_t\}$, $\{q\forall_e \mid q \in Q_n \cup Q_t\}$, for each regular expression e over Σ , and $\{q\exists_{i:j} \mid q \in Q_n \cup Q_t\}$, $\{q\forall_{i:j} \mid q \in Q_n \cup Q_t\}$ for $i \leq j$ or $j = +\infty$.

Let $BoolS$ be the set of all positive boolean combinations of predicates in $QuantStates$ and let $BoolSNT$ be the set of all positive boolean combinations of predicates in $Q_n \cup Q_t$, $NodeTests$ and $NodeTests^\neg = \{\neg P \mid P \in NodeTests\}$.

The transition relation δ is given as rules:

- For each $q \in Q_n$, δ contains a rule of the form $\theta \rightarrow q$, for $\theta \in BoolSNT$.
- For each $q \in Q_t$, δ contains a rule of the form $\eta \rightarrow q$, for $\eta \in BoolS$.

We also impose the restriction that there are no loops in state rules: If we form a graph whose nodes are Q_n and there is an edge from p to q if there is a rule $\theta \rightarrow q$ where θ uses p , then this graph must be acyclic.

Semantics Given a JSON J and a J -automata A , a run for A over J augments each node n of J with a set $s(n)$ of states and a list $\ell(n) = s_0, \dots, s_k$ of sets of states, such that $s_k = s(n)$, the first element of $\ell(n)$ contains only states in Q_t , $s_i \subsetneq s_{i+1}$ and $s_k \setminus s_0$ contains only states in Q_n .

Let ρ be a run of A over J . Before referring to accepting runs we need some terminology. Let θ be a formula in $BoolSNT$. We say that a node n and a set s of states satisfies θ , and write $(n, s) \models \theta$ if $(J, n) \models \theta$ when we assume that $(J, n) \models q$ for each state $q \in s$ and $(J, n) \not\models q$ for each state $q \notin s$.

Let now η be a formula in $BoolS$. We say that a node n satisfies η , and write $(n, J, \rho) \models \eta$, if $(J, n) \models \eta$ when we assume that (1) $(J, n) \models q \forall_e$ if for each triple (n, w, n') in \mathcal{O} with $w \in L(e)$ we have that $q \in s(n')$, (2) $(J, n) \models q \forall_{i:j}$ if for each triple (n, h, n') in \mathcal{A} with $i \leq h \leq j$ we have that $q \in s(n')$, (3) $(J, n) \models q \exists_e$ if there is a triple (n, w, n') in \mathcal{O} with $w \in L(e)$ such that $q \in s(n')$, and (4) $(J, n) \models q \exists_{i:j}$ if there is a triple (n, h, n') in \mathcal{A} with $i \leq h \leq j$ such that $q \in s(n')$.

We say that ρ is valid and accepting when the following conditions hold:

- $s(0)$ contains a final state (assume that 0 is the root of J).
- For each node n , assume that $\ell(n) = s_0, \dots, s_k$. Then
 1. A state q is in s_0 if and only if there is a rule $\eta \rightarrow q$ such that $(n, J, \rho) \models \eta$.
 2. For each $i < k$, a state q is in s_i if and only if there is a rule $\theta \rightarrow q$ such that $(n, J, \rho) \models \theta$.

An automata A accepts a JSON J if there is a valid and accepting run for A over J .

Note that our automata, as any other alternating automata, can easily be complemented in polynomial time. To complement a J -automata A we just need to swap final with non-final states, and *negate* the formulas. For formulas in $BoolSNT$ this implies swapping conjunctions for negations and negating or un-negating predicates in $NodeTests$. For formulas in $BoolS$ we need to swap existential for universals and conjunctions for disjunctions.

The following two lemmas show that for our proof it suffices to show that nonemptiness of J -automata is in our desired upper bounds:

LEMMA 4. *For every non-recursive JSL formula φ one can construct in polynomial time a J -automata A^φ such that, for every JSON J , $J \models \varphi$ if and only if A^φ accepts J*

PROOF. We proceed by induction.

If φ is a predicate P in $NodeTests$, then the automata has a single final state q_f and the state transition $P \rightarrow q_f$. If $\varphi = \top$ then the automata has a single final state and the transition $true \rightarrow q_f$, where *true* is a special predicate that we assume always true.

If $\varphi = \psi_1 \wedge \psi_2$, then the automata A^φ is defined as the union of A^{ψ_1} and A^{ψ_2} with an additional final state q_f and a new rule $q_f^1 \wedge q_f^2 \rightarrow q_f$, where q_f^1 and q_f^2 are the final states of A^{ψ_1} and A^{ψ_2} , respectively. The case when $\varphi = \psi_1 \vee \psi_2$ is similar. When $\varphi = \neg\psi$, the automaton for A^φ is the complement of A^ψ .

When φ is $\square_e\psi$, we construct A^φ by taking A^ψ and adding a new state q_f as the unique final state, adding the transition $q_f' \forall_e \rightarrow q_f$, where q_f' was the final state of A^ψ . \square

LEMMA 5. *For every well-formed recursive JSL formula Δ one can construct in polynomial time a J -automata A^Δ such that, for every JSON J , $J \models \Delta$ if and only if A^Δ accepts J*

PROOF. Assume Δ is of the form

$$\begin{aligned}
\gamma_1 &= \varphi_1 \\
\gamma_2 &= \varphi_2 \\
&\vdots \\
\gamma_m &= \varphi_m \\
\psi &
\end{aligned} \tag{2}$$

Construct $A^{\varphi_1}, \dots, A^{\varphi_m}, A^\psi$ as shown in the previous lemma, except that we assume that $\gamma_1, \dots, \gamma_m$ are part of $NodeTests$ (assume the states of these automata are disjoint). Let q_1, \dots, q_m be fresh states, and let A^Δ be the automaton constructed from the union of each of these automata, except that we replace each occurrence of γ_i in a rule of \hat{A} for the state q_i , and that the only final state is the final state coming from A^ψ . From the evaluation strategy in Proposition 9 it is now not difficult to see that this automata does indeed captures Δ . \square

We can now show how to solve non-emptiness in 2EXPTIME. Let A be a J -automaton.

Memory. We maintain, for each subset of $Q_n \cup Q_t$, the information of whether (a): this subset is reachable or not, and (b) how many different trees can be used to reach this state.

Initialisation with subsets of Q_n . Assume that $Q_n = \{q_1, \dots, q_m\}$, and let $\theta_1, \dots, \theta_n$ be the sets associated to the rules of each of these states. Note that these rules must not mention any state at all (otherwise we can not reach them as leafs from the emptyset). To test whether a subset S of Q_n is reachable, let θ^* be the formula $\bigwedge_{q_i \in S} \theta_i \wedge \bigwedge_{q_j \notin S} \neg \theta_j$. Checking whether θ^* is satisfiable is clearly in NP, and further, given a number p , testing whether θ^* admits more than m different trees can be solved in PTIME with an NP oracle. Thus, if p is the largest number associated to any predicate $MinCh(\cdot)$ in any rule in A , we initialise S , informing the number of different trees satisfying θ , counting up to the maximum of p different trees (even if p is in binary we can do this in PSPACE).

General reachability testing. To check whether other bigger subsets of Q_n are reachable, we just do one pass over all of our subsets, and for each of them we try to see if a bigger subset can be reached. We do have to modify our function θ^* accordingly, because we need to check again for cardinalities.

We can also try to incorporate a subset of Q_t : for each state q in a subset s of Q_t , we need to inspect all subsets of $Q_n \cup Q_t$ that we already know can be reached, and understand whether we can construct a tree with $1, \dots, p$ different children. For example, assume that we are just checking a single state set $\{q\}$. Then let q_1, \dots, q_n be all the sets appearing in the formula η of q . To understand whether we can form a tree of p different children we just choose p subsets of $Q_n \cup Q_t$ amongst the one we already know how to reach, multiplying the cardinality of each of them (because we can combine them). Note that we cannot select two subset of $Q_n \cup Q_t$ such that one is a subset of the other, because this may fool our cardinality.

Termination. The process finishes when we reach a final state, or we cannot find any other subset to add. Note that we only require a number of steps corresponding to the amount of subsets of $Q_n \cup Q_t$, because in each step either we add a new set or we terminate.

Running Time. We maintain an exponential set of states, and when we are deciding when to reach a new set of states we may possibly have to investigate up to p new combinations. Since p is in binary, this means an exponential number of combinations, which produces the second blowup.

When *Unique* is not present we can save us the trouble of counting how many different trees satisfy the given conditions. We still have to maintain, when we reach a new set of states, that we can reach this set of states with a tree within a certain interval of children. However, each interval can be stored in polynomial space, and we need to remember at most a polynomial number of intervals: each new node test or modality introduces just one more interval (when positive) or splits in the worst case one interval into two (when negative). So the algorithm runs in EXPTIME in this case.