



HAL
open science

Stability analysis and robustness results for a nonlinear system with distributed delays describing hematopoiesis

Walid Djema, Frédéric Mazenc, Catherine Bonnet

► To cite this version:

Walid Djema, Frédéric Mazenc, Catherine Bonnet. Stability analysis and robustness results for a nonlinear system with distributed delays describing hematopoiesis. *Systems and Control Letters*, 2017, 102, pp.93 - 101. 10.1016/j.sysconle.2017.01.007 . hal-01627125

HAL Id: hal-01627125

<https://inria.hal.science/hal-01627125>

Submitted on 22 Jan 2018

HAL is a multi-disciplinary open access archive for the deposit and dissemination of scientific research documents, whether they are published or not. The documents may come from teaching and research institutions in France or abroad, or from public or private research centers.

L'archive ouverte pluridisciplinaire **HAL**, est destinée au dépôt et à la diffusion de documents scientifiques de niveau recherche, publiés ou non, émanant des établissements d'enseignement et de recherche français ou étrangers, des laboratoires publics ou privés.

Stability Analysis and Robustness Results for a Nonlinear System with Distributed Delays Describing Hematopoiesis.[☆]

Walid Djema^a, Frédéric Mazenc^a, Catherine Bonnet^a

^a*Inria, Université Paris-Saclay, L2S-CentraleSupélec, 3 rue Joliot Curie, 91192, Gif-sur-Yvette, France. walid.djema@inria.fr
frederic.mazenc@l2s.centralesupelec.fr catherine.bonnet@inria.fr*

Abstract

A nonlinear system with distributed delays describing cell dynamics in hematopoiesis is analyzed -in the time-domain- via a construction of suitable Lyapunov-Krasovskii functionals (LKFs). Two interesting biological situations lead us to re-investigate the stability properties of two meaningful steady states: the 0-equilibrium for unhealthy hematopoiesis and the positive equilibrium for the healthy case. Biologically, convergence to the 0-equilibrium means the extinction of all the generations of blood cells while the positive equilibrium reflects the normal process where blood cells survive. Their analyses are slightly different in the sense that we take advantage of positivity of the system to construct linear functionals to analyze the 0-equilibrium, while we use some quadratic functionals to investigate the stability properties of the positive equilibrium. For both equilibria, we establish the exponential stability of solutions and we provide an estimate of their rates of convergence. Moreover, a robustness analysis is performed when the model is subject to some nonvanishing perturbations. Numerical examples are provided.

Keywords: Delay, Positive system, Lyapunov, Stability, Biological model.

1. Introduction

With the ultimate goal of determining a model describing cell dynamics in acute myeloid leukemia, which will be of use for the optimization of polychemotherapies, we start here with a model describing the process of fabrication of blood which was studied in [1] and revisited by input-output methods in [16].
5 Using an alternative approach, our aim here is to deepen the analysis as well as to solve some open issues which are of importance in practice.

Through the process of hematopoiesis, the Hematopoietic Stem Cells (HSCs) develop into red blood cells, white blood cells, platelets and all other blood cells.

[☆]Supported by **ALMA3** project on the 'Analysis of Acute Myeloid Leukemia', through DIGITEO, Paris-Saclay.

10 HSCs are immature unspecialized cells able to produce cells with the same ma-
turity level and to differentiate into specialized cells. This is a simplified devel-
opment scheme, which does not take into account other cell fates -increasingly
highlighted in recent years- such as cell dedifferentiation [4]. In fact, the com-
plex cascade of signals regulating hematopoiesis is not currently clearly identi-
15 fied. Therefore, the importance of this biological process has motivated many
theoretical and experimental works that focus on the earliest generations of im-
mature cells since they play a critical role in blood formation, and because they
are the source of several hematological disorders. The long list of works devoted
to blood cells dynamics includes [1], [2], [3], [13], [16], [17], [12], [18], and [8].

20 Acute Myelogenous Leukemia (AML) is a serious type of cancer, which is
characterized by an overproduction of abnormal myeloblasts, simultaneously
with an inability to develop further into mature white blood cells (a blockade
in the maturation process). Due to their overproliferation, blasts invade the
bone marrow and even - sometimes - the blood circulation (Figure 1-a), which
25 prevents adequate production of mature healthy blood cells. Since we want to
emphasize on AML, we consider that the model that we focus on describes the
development hierarchy leading to white cell production in the myeloid lineage.

Relying on several essential contributions by Mackey and his colleagues ([12],
[18], [13], to name but a few), Adimy *et al.* introduced and analyzed in [1] a
30 nonlinear system with distributed delays to model cell dynamics in several ma-
turity stages. This is the model we study here, considering that it describes a
cancer state when some of its biological parameters are abnormal (i.e. being
different from healthy parameters, or becoming time-varying to model the ef-
fect of appropriate infused drugs) and it reflects a healthy situation when all its
35 parameters are normal. Using a Lyapunov technique we improve some existing
results in two different contexts: i) we provide theoretical conditions to eradicate
cancer cells in what we assume to be a basic unhealthy situation, and, ii) we
ensure the survival of healthy cells in normal hematopoiesis. A key point that
we emphasize here is that the Lyapunov direct method offers strong tools to
40 study exponential convergence of solutions, estimates on their decay rates (for
both steady states), as well as estimating the basin of attraction of the positive
equilibrium point and this, in our opinion, improves the way to study the phe-
nomenon of hematopoiesis (see the concluding remarks in [16]). On the other
hand, the search for a suitable Lyapunov functional is generally quite difficult,
45 since no systematic methods apply [14, 10], and that is the challenging problem
that we are dealing with in this contribution.

The paper is organized as follows. In Section 2 we briefly present the model
of interest. Section 3 is devoted to the study of the 0-equilibrium of the system.
We establish global exponential stability even when some parameters are time-
50 varying, then we perform a robustness analysis. The strictly positive equilibrium
 X^e of the nominal system is discussed in Section 4. An estimate of its basin of
attraction is proposed via a construction of a novel Lyapunov functional, that
also allows us to perform a robustness analysis of the perturbed system.

2. Description of the model and known results

55 We revisit from [1] the model described in Figure 1-b, where for all $i \in I_n = \{1, \dots, n\}$, $n \geq 1$, x_i denotes the total density of resting cells of generation i . A resting cell is a cell that is not actively in the process of dividing. The re-introduction function from resting into proliferating subpopulation of the i -th generation is denoted $\beta_i(\cdot)$. Proliferating cells can divide between the moment
60 they enter the proliferating phase and a maximal age $\tau_i > 0$, while the apoptosis rate, γ_i , represents the death rate of proliferating cells of the i -th generation. At each division, a proportion K_i of dividing cells goes to the next resting stage of the development hierarchy of interest, while the other part ($L_i = 1 - K_i$) stays at the same level i (self-renewing process), with the convention that $K_0 = 0$. The
65 constant δ_i covers both the death rate of the resting cells of the i -th generation, together with their differentiation into lineages that we do not focus on.

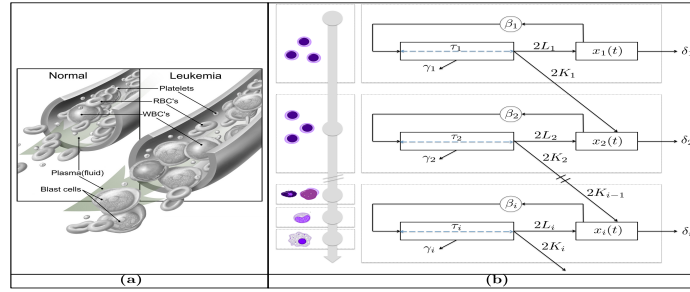


Figure 1: (a) Blast cells are not typically found in the circulating blood of healthy individuals. The picture is from the National Cancer Institute. (b) Schematic representation of the earliest stages in the myeloid lineage [1].

Finally, the dynamical system equation is in the form:

$$\begin{aligned} \dot{x}_i(t) = & -\delta_i x_i(t) - w_i(x_i(t)) + 2L_i \int_0^{\tau_i} g_i(a) w_i(x_i(t-a)) da \\ & + 2K_{i-1} \int_0^{\tau_{i-1}} g_{i-1}(a) w_{i-1}(x_{i-1}(t-a)) da + \epsilon_i(t), \end{aligned} \quad (1)$$

for each compartment $i \in I_n$, and $t \geq 0$, with $w_i(x_i) = \beta_i(x_i)x_i$, $g_i(a) = e^{-\gamma_i a} f_i(a)$, where the f_i s are C^1 functions representing the cell division probability densities, such that $f_i(a) \geq 0$ for all $a \in [0, \tau_i]$, and $\int_0^{\tau_i} f_i(a) da = 1$, since it is assumed in [1] that the mitosis occurs before the age-limit τ_i . Moreover, biological facts induce that the parameters $\delta_i, L_i, K_i, \tau_i$ and γ_i are positive for all $i \in I_n$, with $K_0 = 0$ and $K_i \in (0, 1)$ for all $i \in I_n$. The functions $\beta_i(\cdot)$ are assumed to be differentiable and decreasing functions such that $\lim_{a \rightarrow +\infty} \beta_i(a) = 0$.

For a later use, we introduce the following parameters:

$$C_i = \int_0^{\tau_i} g_i(l) dl, \quad \text{and,} \quad \alpha_i = 2L_i C_i - 1, \quad (2)$$

where α_i is assumed to be strictly positive, for all $i \in I_n$ (see [16], Assumption 2). We will perform a robustness analysis of the model (1) under nonvanishing

70 perturbation terms $\epsilon_i(t) \in [0, \bar{\epsilon}_i]$, where $\bar{\epsilon}_i > 0$, for all $i \in I_n$ and $t \geq 0$.
 It is well-known that disturbances are in general due to the lack of accuracy
 when modeling the laws governing complex living organisms. More precisely,
 in the model that we study, uncertainty comes from the biological parameters
 and functions (e.g. the nonlinearity β_i , introduced in [12]), and from more
 75 complex phenomena which are difficult to model. In particular, the ability of
 differentiated cells to undergo lineage reversion (including dedifferentiation - the
 mechanism whereby differentiated cells regress to a less mature state [4] - and
 transdifferentiation from different types of cells and hierarchies) is not covered
 by the model illustrated in Figure 1-b. A basic representation of cells plasticity
 features is achieved by considering dedifferentiation and transdifferentiation as
 80 perturbation inputs. In fact, it can be proven that nonvanishing perturbations
 arise from cell plasticity, and uncertain re-introduction functions β_i , leading to
 system (1) with $\epsilon_i(t) \in (0, \bar{\epsilon}_i]$, for all $t \geq 0$.

Notation and definitions:

Throughout the paper, we analyze the stability of the model described by (1),
 85 where for all $i \in I_n = \{1, \dots, n\}$, $x_i(t) \in \mathbb{R}^n$. The state of the system (1)
 at a time instant t is defined as the restriction of each component $x_i(t)$ of the
 solution $x(t) = (x_1(t), \dots, x_n(t))$, on the segment $[t - \tau_i, t]$, for all $i \in I_n$. We
 let $x = (x_1, \dots, x_n)$ and $\mathcal{C}_{\text{in}} = \mathcal{C}([-\tau_i, 0], \mathbb{R})$ denote the space of all continuous
 \mathbb{R} -valued functions defined on a given interval $[-\tau_i, 0]$, for all $i \in I_n$, and for all
 90 $t \geq 0$, the function x_{it} is defined by $x_{it}(m) = x_i(t + m)$ for all $m \in [-\tau_i, 0]$.

Finally, we notice that negative steady states are excluded from this study,
 as well as equilibria belonging to the boundaries of the positive orthant, except
 the origin, because of their biological irrelevance. We focus on two meaningful
 steady states: the 0-equilibrium denoted by $X^0 = (0, \dots, 0)$ and the strictly
 95 positive equilibrium point denoted by $X^e = (x_1^e, \dots, x_n^e)$, $x_i^e > 0$, for all $i \in I_n$.

We recall two simple but useful results (see [1] and [5]).

Proposition 1. *The solutions of the system (1) with positive initial conditions are positive.*

100 *Proof.* Since the nonvanishing perturbations $\epsilon_i(t)$, for all $i \in I_n$, satisfy $\epsilon_i(t) \geq 0$,
 for all $t \geq 0$, the proof that the positive orthant is forward invariant is similar
 to the one proposed in [5] for the nominal system. \square

Concerning steady states for the nominal system (1), we notice that X^0 al-
 ways exists. Next, without proof (available in [1] and [5]), we recall the necessary
 105 and sufficient condition of the existence of X^e of the nominal system (1):

Proposition 2. *The nominal system (1) admits a positive equilibrium point $X^e = (x_1^e, \dots, x_n^e)$ if and only if:*

$$\beta_1(0) > \frac{\delta_1}{\alpha_1}. \quad (3)$$

Throughout Section 4, we will assume that the condition (3) is satisfied and we will analyze the stability properties of X^e using a new approach.

3. Stability analysis of the trivial steady state

3.1. Global exponential stability of the nominal system

110 We start by establishing global exponential stability of the origin X^0 . As a corollary of this result, we prove exponential stability of X^0 when some biological parameters are uncertain or time-varying.

Theorem 1. *The nominal system (1) admits the origin, X^0 , as a globally exponentially stable equilibrium point if for all $i \in I_n$, the inequalities*

$$s_i := \delta_i - (2C_i L_i - 1) \beta_i(0) > 0, \quad (4)$$

are satisfied. If

$$s_1 := \delta_1 - (2C_1 L_1 - 1) \beta_1(0) < 0, \quad (5)$$

then no positive solution converges to X^0 .

Remark 1. *i) We can readily check that if (4) is satisfied, then zero is the unique equilibrium of the nominal system (1). ii) Using a frequency domain approach, it was proved in [1] that if (5) is satisfied then the system is unstable, and that the conditions (4) guarantee local asymptotic stability of the origin. In [3], slightly more restrictive conditions than (4) (due to the fact that $L_i < 1$, for all $i \in I_n$) were given to ensure global asymptotic stability of the origin. In [5], we proved global asymptotic stability of X^0 under conditions (4). In Theorem 1 of the present paper, we extend the result of [5] to establish global exponential stability under conditions (4). iii) Even if the analytic expression of the Lyapunov functional that we will introduce in this section will be slightly different from the one used in [5], they share the common feature of being unusual since they are approximated at the origin by linear functions.*

Proof. First, let us pick a family of positive constants ρ_i , to be selected later, and define for all $i \in I_n$, the functionals

$$v_i(x_{it}) = \int_{t-\tau_i}^t \int_m^t e^{-\rho_i(t-m-\tau_i)} g_i(m + \tau_i - a) w_i(x_i(a)) da dm. \quad (6)$$

For all $i \in I_n$, the derivative of the functional (6) along the trajectories of the nominal system (1) satisfies

$$\begin{aligned} \dot{v}_i(t) &= -\rho_i v_i(x_{it}) - \int_{t-\tau_i}^t g_i(t-a) w_i(x_i(a)) da + w_i(x_i(t)) \int_0^{\tau_i} e^{\rho_i a} g_i(a) da \\ &\leq -\rho_i v_i(x_{it}) - \int_{t-\tau_i}^t g_i(t-a) w_i(x_i(a)) da + w_i(x_i(t)) e^{\rho_i \tau_i} C_i, \end{aligned}$$

where the last inequality is a consequence of (2). Let us introduce the following functional for the first compartment of hematopoietic stem cells:

$$\mathcal{V}_1(x_{1t}) = x_1(t) + 2L_1 v_1(x_{1t}). \quad (7)$$

Its derivative along the trajectories of the nominal system (1) satisfies

$$\dot{V}_1(t) \leq -\delta_1 x_1(t) - 2L_1 \rho_1 v_1(x_{1t}) - [1 - 2L_1 e^{\rho_1 \tau_1} C_1] w_1(x_1(t)). \quad (8)$$

Since $\alpha_1 > 0$, we conclude that for all $\rho_1 > 0$, the inequality $2L_1 e^{\rho_1 \tau_1} C_1 - 1 > 0$ is satisfied. Therefore, using $w_1(x_1(t)) \leq \beta_1(0)x_1(t)$, it follows from (8) that:

$$\dot{V}_1(t) \leq -[\delta_1 - (2L_1 e^{\rho_1 \tau_1} C_1 - 1)\beta_1(0)]x_1(t) - 2L_1 \rho_1 v_1(x_{1t}). \quad (9)$$

Now, if (4) is satisfied, we choose $\rho_1 = \frac{1}{2\tau_1} \ln\left(\frac{\delta_1 + \beta_1(0) + 2L_1 C_1 \beta_1(0)}{4L_1 C_1 \beta_1(0)}\right)$. Then we obtain $\delta_1 - (2L_1 e^{\rho_1 \tau_1} C_1 - 1)\beta_1(0) \geq \frac{s_1}{2}$. It follows that the inequality (9) gives $\dot{V}_1(t) \leq -\frac{s_1}{2}x_1(t) - 2L_1 \rho_1 v_1(x_{1t})$, and from the definition of \mathcal{V}_1 , we get

$$\dot{V}_1(t) \leq -\tilde{s}_1 \mathcal{V}_1(x_{1t}) - \frac{s_1}{4}x_1(t), \quad (10)$$

with $\tilde{s}_1 = \min\{\frac{s_1}{4}, \rho_1\}$. Consequently, the origin of the subsystem $i = 1$ is globally exponentially stable. Next, in order to extend the result to the overall system, we introduce the following functional which takes into account the cells dynamics of the first and the second generations of immature cells:

$$\mathcal{V}_2(x_{2t}, x_{1t}) = x_2(t) + 2L_2 v_2(x_{2t}) + 2K_1 v_1(x_{1t}) + \frac{8K_1 \beta_1(0) e^{\rho_1 \tau_1} C_1}{s_1} \mathcal{V}_1(x_{1t}).$$

Using (10), we prove that the derivative of \mathcal{V}_2 along the trajectories of the nominal system (1) satisfies

$$\begin{aligned} \dot{\mathcal{V}}_2(t) &\leq -\delta_2 x_2(t) - (1 - 2L_2 e^{\rho_2 \tau_2} C_2) w_2(x_2(t)) - 2L_2 \rho_2 v_2(x_{2t}) \\ &\quad - 2K_1 \rho_1 v_1(x_{1t}) - \frac{8K_1 \beta_1(0) e^{\rho_1 \tau_1} C_1 \tilde{s}_1}{s_1} \mathcal{V}_1(x_{1t}) \\ &\quad - 2K_1 e^{\rho_1 \tau_1} C_1 [\beta_1(0) - \beta_1(x_1(t))] x_1(t). \end{aligned} \quad (11)$$

Using the assumption $\alpha_2 > 0$, together with the fact that the function β_2 is strictly decreasing, it follows that,

$$\begin{aligned} \dot{\mathcal{V}}_2(t) &\leq -[\delta_2 - (2L_2 e^{\rho_2 \tau_2} C_2 - 1)\beta_2(0)]x_2(t) - 2L_2 \rho_2 v_2(x_{2t}) \\ &\quad - 2K_1 \rho_1 v_1(x_{1t}) - \frac{8K_1 \beta_1(0) e^{\rho_1 \tau_1} C_1 \tilde{s}_1}{s_1} \mathcal{V}_1(x_{1t}). \end{aligned} \quad (12)$$

When the conditions (4) are satisfied, we select $\rho_2 > 0$ (similarly to ρ_1), such that the inequality $\delta_2 - (2L_2 e^{\rho_2 \tau_2} C_2 - 1)\beta_2(0) \geq \frac{s_2}{2}$, is satisfied. It follows from (12) that there exists a strictly positive constant \tilde{s}_2 , such that

$$\dot{\mathcal{V}}_2(t) \leq -\tilde{s}_2 \mathcal{V}_2(x_{1t}, x_{2t}) - \frac{s_2}{4}x_2(t), \quad (13)$$

is satisfied. Next, by induction, we easily check that there exist a positive constant \tilde{s}_n and a family of strictly positive weighting constants λ_i and λ_i , such

that the derivative of the functional $\mathcal{V}(x_t) = \sum_{i=1}^n [\lambda_i x_i(t) + \tilde{\lambda}_i v_i(x_{it})]$, which is taking into account all the n generations of immature blood cells, along the trajectories of the nominal system (1), satisfies

$$\dot{\mathcal{V}}(t) \leq -\tilde{s}_n \mathcal{V}(x_t). \quad (14)$$

From the inequality (14) and the properties of the functional \mathcal{V} , we conclude that, if the conditions (4) are satisfied, the origin of the nominal model (1) is globally exponentially stable.

In order to complete the proof, we consider the case where the inequality (5) is satisfied and we show that no positive solution converges to X^0 . As in [5], we prove this result by contradiction, i.e. we assume that a positive solution $x(t)$ converges to X^0 . Now, we select $\rho_1 = 0$ and we observe that the derivative of the functional \mathcal{V}_1 , introduced in (7), is given by

$$\dot{\mathcal{V}}_1(t) = [-\delta_1 + \alpha_1 \beta_1(x_1(t))] x_1(t). \quad (15)$$

When (5) is verified, using the facts that the function β_1 is decreasing and $x_1(t)$ converges to zero, we deduce that there exists $t_r > 0$ such that, for all $t \geq t_r$, $-\delta_1 + \alpha_1 \beta_1(x_1(t)) \geq \frac{-\delta_1 + \alpha_1 \beta_1(0)}{2}$. It follows from (15) that, for all $t \geq t_r$,

$$\dot{\mathcal{V}}_1(t) \geq \frac{-\delta_1 + \alpha_1 \beta_1(0)}{2} x_1(t). \quad (16)$$

From (5), and the positivity of the solutions, it follows that for all $t \geq t_r$, $\dot{\mathcal{V}}_1(t) > 0$. Consequently, we deduce that, for all $t \geq t_r$, $\mathcal{V}_1(x_{1t}) \geq \mathcal{V}_1(x_{1t_r}) > 0$. It follows that $\mathcal{V}_1(x_{1t})$ does not converge to zero. On the other hand, $\mathcal{V}_1(x_{1t})$ converges to zero because $x_1(t)$ converges to X^0 . This yields a contradiction. \square

Example 1. A possible selection of the cell division probability densities, which was considered in [17] and [16], is given by $f_i(a) = \frac{m_i}{e^{m_i \tau_i} - 1} e^{m_i a}$, with $m_i > 0$, for all $i \in I_n$. Let us consider the following biological functions and parameters:

	$\beta_i(x_i)$	$f_i(a)$	δ_i	L_i	τ_i	γ_i
$i = 1$	$\frac{1.22}{1+x_1^2}$	$\frac{5e^{5a}}{e^{5\tau_1}-1}$	0.9	0.85	1.2	0.22
$i = 2$	$\frac{1.33}{1+4x_2^2}$	$\frac{7e^{7a}}{e^{7\tau_2}-1}$	0.96	0.8	1.3	0.33

The form given to β_i [12] normalizes the values taken by the total density x_i . Simple calculations give: $(2L_1C_1 - 1)\beta_1(0) = 0.4448$, $(2L_2C_2 - 1)\beta_2(0) = 0.4392$. Therefore, according to Proposition 2, the positive equilibrium of system (1) does not exist. Moreover, according to Theorem 1, the origin $X^0 = (0, 0)$ of system (1) is globally exponentially stable, as shown in Figure 2.

3.2. Global exponential stability under time-varying differentiation rates

Convergence to X^0 means the eradication of all the immature blood cells. This case may be suitable when the model is assumed to describe the dynamics of unhealthy cells. Recall that one of the characteristics of leukemia is the blockade in the differentiation process, which becomes also a target for the drugs used in

treatments. From a theoretical point of view, it is interesting to consider the case where differentiation and self-renewing rates are uncertain or time varying.

In this part, we extend the result of Theorem 1 to the nominal model that describes the immature cell dynamics under time-varying differentiation rates, $K_i(t)$ for all $t \geq 0$, and $i \in I_n$, and which is given by

$$\begin{aligned} \dot{x}_i(t) = & 2K_{i-1}(t) \int_0^{\tau_{i-1}} g_{i-1}(a)w_{i-1}(x_{i-1}(t-a))da \\ & + 2L_i(t) \int_0^{\tau_i} g_i(a)w_i(x_i(t-a))da - \delta_i x_i(t) - w_i(x_i(t)), \end{aligned} \quad (17)$$

where $K_i(t) + L_i(t) = 1$ and $L_i(t) \in [L_{i \min}, L_{i \max}] \subset (0, 1)$. We recall that, by convention, $K_0(t) = 0$, for all $t \geq 0$, and we assume that $K_i(\cdot)$, $L_i(\cdot)$ are of class C^0 , for all $i \in I_n$. Based on Theorem 1, we prove the following result:

Corollary 1. *The conditions*

$$\bar{s}_i = \delta_i - (2L_{i \max} C_i - 1) \beta_i(0) > 0, \quad \forall i \in I_n, \quad (18)$$

ensure that the origin of the system (17) is globally exponentially stable.

Proof. We give some indications for the proof, which is slightly different from the one of Theorem 1. Here we consider $L_{1 \max}$ instead of L_1 in the definition of the functional $\mathcal{V}_1(x_{1t})$ introduced in (7), and, similarly, we consider $L_{2 \max}$, $K_{1 \max} = 1 - L_{1 \min}$ and \bar{s}_1 , instead of L_2 , K_1 , and s_1 , respectively, in the definition of the functional $\mathcal{V}_2(x_{2t}, x_{1t})$. \square

Example 2. Let us consider $n = 2$ and for all $t \geq 0$, $L_1(t) = \frac{1}{2}(1 + 0.97 \cos(25t))$ and $L_2(t) = \frac{1}{2}(1 + 0.97 \sin(15t))$. Sine function sounds reasonable to model the variation in differentiation rates since drugs are - usually - infused quasi-periodically. Nevertheless, many other time-varying functions may be used instead of sine ones. Let us assume that:

	$\beta_i(x_i)$	$f_i(a)$	δ_i	τ_i	γ_i
$i = 1$	$\frac{2.87}{1+x_1^2}$	$\frac{e^a}{e^{\tau_1}-1}$	0.973	0.8	0.9
$i = 2$	$\frac{2.7}{1+x_2^4}$	$\frac{e^a}{e^{\tau_2}-1}$	0.965	0.7	0.97

Elementary calculations give: $\bar{s}_1 = 0.0592$, and, $\bar{s}_2 = 0.0099$.

According to Corollary 1, $X^0 = (0, 0)$, which is the unique equilibrium point of (17), is globally exponentially stable. Figure 3 illustrates the trajectories x_1 and x_2 for the the parameters and biological functions of Example 2.

Remark 2. At this juncture, we emphasize that Theorem 1 and Corollary 1 complement the results of [1], [3], and [5], by establishing global exponential stability instead of asymptotic stability and by extending the result to cover the case of time-varying differentiating and self-renewing rates. Let us briefly comment these results in the AML case, in which we expect a blockade of differentiation, i.e. K_i decreases in early maturity stages. Not surprisingly, the conditions (18) suggest that therapeutic strategies to eradicate cells must be oriented towards increasing the death rates γ_i (recall that increasing the apoptosis rate γ_i decreases

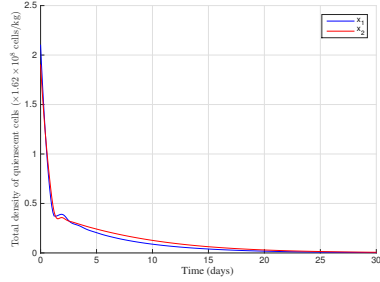


Figure 2: Trajectories of Example 1.

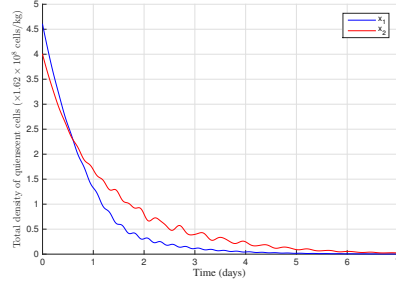


Figure 3: Trajectories of Example 2.

180 C_i), and δ_i , and also towards decreasing L_{imax} (i.e. increasing differentiation). Although very partial results for particular cases of AML (with myelodysplastic syndrome, MDS), and on cell cultures only, have been obtained using tyrosine kinase inhibitors (TKIs, in particular dasatinib [11]) in stimulating differentiation, the only clinically efficient case of redifferentiation therapy known until recently was by using all-trans retinoic acid (ATRA) and arsenic tri-oxide in acute promyelocytic leukemia (APL). However, this therapeutic track has lately been relaunchd by establishing that inhibition of Dihydroorotate Dehydrogenase (DHODH) is efficient in releasing cells from differentiation arrest [15]. Finally, 185 increasing apoptosis may be achieved classically by using cytosine arabinoside.

3.3. Robustness analysis of the trivial steady state

In this section, we use the strict functionals \mathcal{V}_i , introduced in Theorem 1, to perform a robustness analysis in the case of nonvanishing perturbations $\epsilon_i(t) \in (0, \bar{\epsilon}_i]$, for all $i \in I_n$, $t \geq 0$. Let us observe that the derivative of the functional \mathcal{V}_1 , defined in (7), along the trajectories of the perturbed system (1), satisfies,

$$\dot{\mathcal{V}}_1(t) \leq -\bar{s}_1 \mathcal{V}_1(x_{1t}) - \frac{s_1}{4} x_1(t) + \bar{\epsilon}_1. \quad (19)$$

We consider any constant $\theta \in (0, 1)$ and we define the family of sets:

$$\mathcal{T}_{i\bar{\epsilon}_i} = \left\{ \varphi \in \mathcal{C}([- \tau_i, 0], \mathbb{R}^+), \quad \mathcal{V}_i(\varphi) \leq \frac{\bar{\epsilon}_i}{\theta \bar{s}_i} \right\}. \quad (20)$$

Notice for later use that the sets $\mathcal{T}_{i\bar{\epsilon}_i}$ are the smallest possible for θ close to 1. Clearly, if $x_{1t} \notin \mathcal{T}_{1\bar{\epsilon}_1}$, then (19) gives $\dot{\mathcal{V}}_1(t) \leq -(1 - \theta)\bar{s}_1 \mathcal{V}_1(x_{1t}) - \frac{s_1}{4} x_1(t)$. Therefore, the state x_{1t} converges exponentially to the set $\mathcal{T}_{1\bar{\epsilon}_1}$. However, a refined result can be provided, in the sense that we can determine smaller positive invariant sets than the family $\mathcal{T}_{i\bar{\epsilon}_i}$. For that, let us introduce the functional,

$$\mathcal{A}_1(x_{1t}) = \mathcal{V}_1(x_{1t}) - \psi_1^\dagger x_1(t). \quad (21)$$

It is worth mentioning that the functional \mathcal{A}_1 is positive on the positive orthant for $\psi_1^\dagger = \frac{s_1}{8(\delta_1 + \beta_1(0))} < 1$, where s_1 is the constant defined in (4). Using the

expression of ψ_1^\dagger , we can check that the derivative of \mathcal{A}_1 , along the trajectories of the perturbed system (1), satisfies:

$$\dot{\mathcal{A}}_1(t) \leq -\tilde{s}_1 \mathcal{V}_1(x_{1t}) - \frac{s_1}{8} x_1(t) - 2\psi_1^\dagger L_1 \int_{t-\tau_1}^t g_1(t-a) w_1(x_1(a)) da + (1 - \psi_1^\dagger) \bar{\epsilon}_1.$$

Now, if we define the family of sets:

$$\tilde{\mathcal{T}}_{i\bar{\epsilon}_i} = \left\{ \varphi \in \mathcal{C}([- \tau_i, 0], \mathbb{R}^+) , \mathcal{V}_i(\varphi) + \frac{2\psi_i^\dagger L_i}{\tilde{s}_i \theta} \int_{-\tau_i}^0 g_i(a) w_i(\varphi) da \leq \frac{(1 - \psi_i^\dagger) \bar{\epsilon}_i}{\theta \tilde{s}_i} \right\},$$

where $0 < \psi_i^\dagger < 1$, for all $i \in I_n$. Observe that $\tilde{\mathcal{T}}_{i\bar{\epsilon}_i} \subset \mathcal{T}_{i\bar{\epsilon}_i}$, for all $\psi_i > 0$. Now, notice that for all $x_{1t} \notin \tilde{\mathcal{T}}_{1\bar{\epsilon}_1}$, the derivative of the functional \mathcal{A}_1 satisfies,

$$\dot{\mathcal{A}}_1(t) \leq -\tilde{s}_1(1 - \theta) \mathcal{V}_1(x_{1t}) - \frac{s_1}{8} x_1(t) \leq -\tilde{s}_{1\theta} \mathcal{A}_1(x_{1t}) - \frac{s_1 + \psi_1^\dagger \theta}{8} x_1(t), \quad (22)$$

where $\tilde{s}_{1\theta} = \min\{\tilde{s}_1(1 - \theta), \theta/8\} > 0$, for all $\theta \in (0, 1)$. Therefore, from the definition of the functional \mathcal{A}_1 , we conclude that the state x_{1t} converges exponentially to $\tilde{\mathcal{T}}_{1\bar{\epsilon}_1}$, and the decay rate of the trajectory $x_1(t)$ is smaller than, or equal to, $\tilde{s}_{1\theta}$. On the other hand, we readily check, by contradiction, that the sets $\tilde{\mathcal{T}}_{i\bar{\epsilon}_i}$ are positively invariant (i.e. a trajectory in $\tilde{\mathcal{T}}_{i\bar{\epsilon}_i}$ remains in $\tilde{\mathcal{T}}_{i\bar{\epsilon}_i}$ for all the future time). Arguing as in the proof of Theorem 1, we generalize this result to the overall system. In other words, we have proved the following result:

Theorem 2. *If the conditions $s_i > 0$ are satisfied, for all $i \in I_n$, then the states x_{it} of the perturbed system (1), where $\epsilon_i(t) \in (0, \bar{\epsilon}_i]$, for all $t \geq 0$, converge exponentially to the sets $\tilde{\mathcal{T}}_{i\bar{\epsilon}_i}$, where $0 < \psi_i^\dagger < 1$, for all $i \in I_n$.*

4. Stability analysis of the strictly positive steady state

A strictly positive equilibrium X^e reflects the surviving of all the generations of blood cells, which is the aim of a healthy hematopoiesis. When the condition (3) is satisfied, a unique X^e exists. In this section, we answer one important open question about the problem of finding an estimate of the basin of attraction of X^e . Let us start by looking to the reintroduction functions, β_i 's, from the resting to the proliferating stages. Owing to some biological considerations, Hill functions were proposed by Mackey in [12] to model β_i . Therefore, we consider,

$$\beta_i(x_i) = \frac{\beta_i(0)}{1 + b_i x_i^{n_i}}, \quad (23)$$

where $\beta_i(0) > 0$, $b_i > 0$ and $n_i \geq 2$. This typical choice was assumed in subsequent works ([1] and [16]). Actually, many other smoothly decreasing functions β_i , with a finite maximum $\beta_i(0)$ and adjustable slope and inflection point, can be chosen to match the biological assumptions [12].

Throughout this section, we consider the functions β_i in the form (23) and we indicate later for which other forms our results remain valid. Since we are

interested in the positive equilibrium X^e , we perform the change of coordinates, $\hat{x}_i = x_i - x_i^e$, for $i \in I_n$. It follows from (1) that

$$\begin{aligned} \dot{\hat{x}}_i(t) &= -\delta_i [\hat{x}_i(t) + x_i^e] - w_i(\hat{x}_i(t) + x_i^e) \\ &\quad + 2L_i \int_{t-\tau_i}^t g_i(t-a) w_i(\hat{x}_i(a) + x_i^e) da \\ &\quad + 2K_{i-1} \int_{t-\tau_{i-1}}^t g_{i-1}(t-a) w_{i-1}(\hat{x}_{i-1}(a) + x_{i-1}^e) da. \end{aligned} \quad (24)$$

However, a better representation of (24) that eases the analysis of its origin, can be obtained. Indeed, observe that, with an abuse of notation, $w_i(\hat{x}_i + x_i^e) = w_i(x_i^e) + \mu_i \hat{x}_i + R_i(\hat{x}_i)$, where,

$$\mu_i = \beta_i(x_i^e) + \beta'_i(x_i^e)x_i^e, \quad \text{and,} \quad R_i(\hat{x}_i) = \int_{x_i^e}^{x_i^e + \hat{x}_i} [\hat{x}_i + x_i^e - l] w_i^{(2)}(l) dl. \quad (25)$$

Moreover, we denote $\beta_{i*} = \delta_i + \mu_i$. It follows that (24) is equivalent to

$$\begin{aligned} \dot{\hat{x}}_i(t) &= -\beta_{i*} \hat{x}_i(t) + 2L_i \mu_i \int_{t-\tau_i}^t g_i(t-a) \hat{x}_i(a) da \\ &\quad - R_i(\hat{x}_i(t)) + 2L_i \int_{t-\tau_i}^t g_i(t-a) R_i(\hat{x}_i(a)) da \\ &\quad + 2K_{i-1} \mu_{i-1} \int_{t-\tau_{i-1}}^t g_{i-1}(t-a) \hat{x}_{i-1}(a) da \\ &\quad + 2K_{i-1} \int_{t-\tau_{i-1}}^t g_{i-1}(t-a) R_{i-1}(\hat{x}_{i-1}(a)) da. \end{aligned} \quad (26)$$

Remark 3. Compared with Section 3, the stability analysis of the origin of (26) is more complicated due to the shifting. Indeed, linear functionals can no longer be used since the system (26) is not positive. A common approach to investigate the stability properties of such a class of systems is by using quadratic functions or functionals, as illustrated in the sequel.

4.1. Introductory result

To get a first intuition, let us consider the subsystem (26) for $i = 1$. A linear approximation at its origin is obtained by neglecting the terms where R_1 is present. The following linear system is obtained:

$$\dot{z}_1(t) = -\beta_{1*} z_1(t) + 2L_1 \mu_1 \int_{t-\tau_1}^t g_1(t-a) z_1(a) da. \quad (27)$$

Let us consider the positive definite quadratic function

$$Q(a) = \frac{1}{2} a^2. \quad (28)$$

We apply the Razumikhin's theorem (see, for instance, [7]): Pick $q > 1$ and consider $t \geq 0$ such that $qQ(z_1(t)) \geq Q(z_1(a))$, $\forall a \in (t - \tau_1, t)$. Then the derivative of Q along the trajectories of the system (27) satisfies:

$$\begin{aligned} \dot{Q}(t) &\leq -2\beta_{1*}Q(z_1(t)) + 4\sqrt{Q(z_1(t))}L_1|\mu_1| \int_{t-\tau_1}^t g_1(t-a)\sqrt{Q(z_1(a))}da \\ &\leq -2[\beta_{1*} - 2\sqrt{q}L_1|\mu_1|C_1]Q(z_1(t)). \end{aligned} \quad (29)$$

We conclude from Razumikhin's theorem that the condition $\beta_{1*} - 2L_1|\mu_1|C_1 > 0$ is sufficient for the asymptotic stability of the origin of the system (27). This leads us to introduce, for all $i \in I_n$, the constants

$$\varsigma_i = \beta_{i*} - 2L_i|\mu_i|C_i = \delta_i + \mu_i - 2L_i|\mu_i|C_i, \quad (30)$$

that will be of use later in the stability analysis of the nonlinear system, in the analytic expression of the quadratic Lyapunov-Krasovskii functionals and in the size of the region of attraction that we will provide.

4.2. Estimate of the basin of attraction of the positive steady state

Contrary to Section 3, the nonpositivity of the system under study motivates the use of the positive definite function (28), as well as the following functionals:

$$\Omega_i(\varphi_{it}) = \int_{t-\tau_i}^t \int_l^t g_i(l-a+\tau_i)Q(\varphi_i(a))dadl, \quad (31)$$

$$\Lambda_i(\varphi_{it}) = \int_{t-\tau_i}^t e^{l-t} \int_l^t g_i(l-a+\tau_i)Q(\varphi_i(a))dadl. \quad (32)$$

Notice that other types of functionals may be used instead of (31) and (32). However, for the sake of clarity, we use a weighted combination of them in order to compensate the distributed delayed terms and estimate the exponential decay rates. Moreover, we define for all $i \in I_n$, the following functionals:

$$S_i(\hat{x}_{it}) = \frac{1}{2}Q(\hat{x}_i(t)) + L_i|\mu_i|\Omega_i(\hat{x}_{it}), \quad (33)$$

$$N_1(\hat{x}_{1t}) = S_1(\hat{x}_{1t}) + \frac{S_1}{2C_1}\Lambda_1(\hat{x}_{1t}), \text{ and for all } i \in \{2, \dots, n\}, \quad (34)$$

$$N_i(\hat{x}_{it}, \hat{x}_{i-1t}) = S_i(\hat{x}_{it}) + \frac{S_i}{2C_i}\Lambda_i(\hat{x}_{it}) + \psi_i\Lambda_{i-1}(\hat{x}_{i-1t}), \quad (35)$$

with ς_i the constants defined in Section 4.1, and ψ_i are appropriate strictly positive constants to be selected later, for all $i \in \{2, \dots, n\}$.

Next, for a later use, we prove in Appendix A the following assertion:

Claim 1. *There exist constants $\hat{s}_i > 0$, for all $i \in I_n$, which depend on the biological parameters of the model and on the strictly positive equilibrium X^e , such that, for all $\hat{x}_i > -x_i^e$, where $x_i^e > 0$, the following inequality holds true:*

$$|R_i(\hat{x}_i)| \leq \hat{s}_i Q(\hat{x}_i), \text{ where, } \hat{s}_i > 0 \text{ are given in Appendix A.} \quad (36)$$

215 **Remark 4.** *It is worth mentioning that the stability analysis which will be performed for the origin of the nonlinear system (26) is available for many other reintroduction functions β_i , as long as they satisfy the sector conditions (36).*

Furthermore, in order to ease the notation, we denote

$$I_i(\hat{x}_{it}) = \int_{t-\tau_i}^t g_i(t-a)Q(\hat{x}_i(a))da. \quad (37)$$

Finally, we define the constants $\tilde{k}_i = \frac{C_i}{8\hat{s}_i}$, $\hat{k}_i = \frac{C_i}{4C_i L_i \hat{s}_i e^{\tau_i}}$ and $\bar{N}_i = \min \{ \tilde{k}_i^2, \hat{k}_i^2 \}$.

220 Notice that for all $i \in I_n$, \tilde{k}_i and \hat{k}_i are only dependent on the constant biological parameters of the model. Now, we prove the following result:

Theorem 3. *Let the system (26) be such that*

$$c_i > 0, \quad (38)$$

for all $i \in I_n$. Then all the solutions of (26) with initial conditions $\hat{\varphi}_i \in \mathcal{C}([-\tau_i, 0], (-x_i^e, +\infty))$ satisfying

$$N_i(\hat{\varphi}_i, \hat{\varphi}_{i-1}) < \bar{N}_i, \quad (39)$$

converge exponentially to the origin.

225 **Remark 5.** *Generally, Lyapunov theory provides sufficient conditions for stability. Nevertheless, due to earlier published works we can comment conditions (38). In previous works (using frequency domain approaches), it was claimed in [1] that the origin is locally asymptotically stable if $\delta_i + (2L_i C_i + 1)\mu_i > 0$ is satisfied. However, in [16], it was shown that the previous assertion holds true only when $-\delta_i < \mu_i < 0$. We notice that our stability conditions (38) are equivalent to those of [16] on that interval. Next, when $\mu_i > 0$, our exponential stability conditions (38) (which are provided without specifying a particular form of f_i), correspond to the conditions for local stability provided in [16] (and which have been slightly improved using Nyquist criterion for a typical selection of the functions f_i in [16]). It remains the case $\mu_i < -\delta_i$ which is not covered by the Lyapunov approach proposed here, and which was addressed in [16]. The region of attraction defined in (39) is rather difficult to interpret. In fact, based on some numerical simulations and the conjecture made in [16], we suggest that*

230 *the region defined in (39) is conservative.*

235

Proof. First, let us observe for later use that the derivatives of the functionals Ω_i and Λ_i , for all $i \in I_n$, along the trajectories of (26) satisfy,

$$\begin{aligned} \dot{\Omega}_i(t) &= C_i Q(\hat{x}_i(t)) - \int_{t-\tau_i}^t g_i(t-a)Q(\hat{x}_i(a))da, \quad \text{and,} \\ \dot{\Lambda}_i(t) &\leq -\Lambda_i(\hat{x}_{it}) - e^{-\tau_i} \int_{t-\tau_i}^t g_i(t-a)Q(\hat{x}_i(a))da + C_i Q(\hat{x}_i(t)), \end{aligned}$$

where the last inequality is a consequence of (2). For the sake of clarity, we will decompose now the proof of Theorem 3 in two parts: we prove the exponential stability of solutions of the first compartment ($i = 1$), and then we extend the result to any number of compartments ($i \geq 1$).

i) LKF for the first compartment: We start with the first generation of hematopoietic stem cells. Using (36), one can prove that the derivative of the function $Q(\hat{x}_1(t))$, introduced in (28), along the trajectories of (26) satisfies

$$\begin{aligned} \dot{Q}(t) \leq & 2[-\beta_{1*} + L_1|\mu_1|C_1]Q(\hat{x}_1(t)) + \hat{s}_1|\hat{x}_1(t)|Q(\hat{x}_1(t)) \\ & + 2L_1(|\mu_1| + \hat{s}_1|\hat{x}_1(t)|)I_1(\hat{x}_{1t}). \end{aligned} \quad (40)$$

It follows that the derivative of the functional N_1 , introduced in (34), satisfies

$$\begin{aligned} \dot{N}_1(t) \leq & -\left[\frac{\varsigma_1}{8}Q(\hat{x}_1(t)) + \frac{\varsigma_1}{2C_1}\Lambda_1(\hat{x}_{1t})\right] + \left[\frac{\hat{s}_1}{2}|\hat{x}_1(t)| - \frac{\varsigma_1}{4}\right]Q(\hat{x}_1(t)) \\ & - \frac{\varsigma_1}{8}Q(\hat{x}_1(t)) + \left[L_1\hat{s}_1|\hat{x}_1(t)| - \frac{\varsigma_1 e^{-\tau_1}}{2C_1}\right]I_1(\hat{x}_{1t}). \end{aligned} \quad (41)$$

On the other hand, from the definition of N_1 we observe that

$$N_1(\hat{x}_{1t}) \leq \frac{1}{2}Q(\hat{x}_1(t)) + \left(\frac{\varsigma_1 + 2L_1C_1|\mu_1|e^{\tau_1}}{2C_1}\right)\Lambda_1(\hat{x}_{1t}). \quad (42)$$

From (41) and (42), we deduce that for all $\tilde{\zeta}_1 \in \left(0, \min\left\{\frac{\varsigma_1}{4}, \frac{\varsigma_1}{\varsigma_1 + 2L_1C_1|\mu_1|e^{\tau_1}}\right\}\right)$, the derivative of the functional N_1 satisfies

$$\begin{aligned} \dot{N}_1(t) \leq & -\tilde{\zeta}_1 N_1(\hat{x}_{1t}) + \left[\frac{\hat{s}_1}{2}|\hat{x}_1(t)| - \frac{\varsigma_1}{4}\right]Q_1(\hat{x}_1(t)) \\ & + \left[L_1\hat{s}_1|\hat{x}_1(t)| - \frac{\varsigma_1 e^{-\tau_1}}{2C_1}\right]I_1(\hat{x}_{1t}) - \frac{\varsigma_1}{8}Q(\hat{x}_1(t)). \end{aligned}$$

From the definition of N_1 , which is given in (34), we notice that $|\hat{x}_1(t)| \leq 2\sqrt{N_1(\hat{x}_{1t})}$. A direct consequence is that

$$\begin{aligned} \dot{N}_1(t) \leq & -\tilde{\zeta}_1 N_1(\hat{x}_{1t}) + \left[\hat{s}_1\sqrt{N_1(\hat{x}_{1t})} - \frac{\varsigma_1}{4}\right]Q_1(\hat{x}_1(t)) \\ & + \left[2L_1\hat{s}_1\sqrt{N_1(\hat{x}_{1t})} - \frac{\varsigma_1 e^{-\tau_1}}{2C_1}\right]I_1(\hat{x}_{1t}) - \frac{\varsigma_1}{8}Q(\hat{x}_1(t)). \end{aligned}$$

Now, we conclude that if the condition (39) is satisfied, then

$$\dot{N}_1(t) \leq -\tilde{\zeta}_1 N_1(\hat{x}_{1t}) - \frac{\varsigma_1}{8}Q(\hat{x}_1(t)). \quad (43)$$

This allows us to conclude that the origin of the subsystem (26), for $i = 1$, is exponentially stable, with a decay rate smaller than $\tilde{\zeta}_1$.

ii) LKF for the overall system: Here we take into account all generations of immature blood cells. We use the inequality $|\hat{x}_i(t)\hat{x}_{i-1}(a)| \leq \xi_i Q(\hat{x}_i(t)) +$

$\frac{1}{\xi_i}Q(\hat{x}_{i-1}(a))$, with $\xi_i > 0$ for all $i > 1$, and the inequality $|\hat{x}_i(t)\hat{x}_i(a)| \leq Q(\hat{x}_i(t))+Q(\hat{x}_i(a))$, for all $i \in I_n$, and we select $\psi_i = \frac{K_{i-1}|\mu_{i-1}|e^{\tau_i-1}}{\xi_i} + \frac{\varsigma_i e^{-\tau_i} K_{i-1} \hat{s}_{i-1}}{2L_i \hat{s}_i C_i} e^{\tau_i-1}$. Then the derivatives of the functions $Q(\hat{x}_i(t))$, for all $i > 1$, along the trajectories of (26) satisfy

$$\begin{aligned} \dot{Q}(t) \leq & 2[-\beta_{i*} + L_i|\mu_i|C_i]Q(\hat{x}_i(t)) + \hat{s}_i|\hat{x}_i(t)|Q(\hat{x}_i(t)) \\ & + 2L_i(|\mu_i| + \hat{s}_i|\hat{x}_i(t)|)I_i(\hat{x}_{it}) + 2K_{i-1}|\mu_{i-1}|C_{i-1}\xi_i Q(\hat{x}_i(t)) \\ & + 2K_{i-1}\left(\hat{s}_{i-1}|\hat{x}_i(t)| + \frac{|\mu_{i-1}|}{\xi_i}\right)I_{i-1}(\hat{x}_{i-1t}). \end{aligned} \quad (44)$$

Moreover, we choose $\xi_i = \frac{\varsigma_i}{4K_{i-1}|\mu_{i-1}|C_{i-1}}$. It follows that

$$\begin{aligned} \dot{N}_i(t) \leq & -\tilde{\varsigma}_i N_i(\hat{x}_i, \hat{x}_{i-1}) + \psi_i C_{i-1} Q(\hat{x}_{i-1}(t)) - \left[\frac{\varsigma_i}{8} - \frac{1}{2} \hat{s}_i |\hat{x}_i(t)| \right] Q(\hat{x}_i(t)) \\ & - \frac{\varsigma_i}{16} Q(\hat{x}_i(t)) + L_i \hat{s}_i \left[|\hat{x}_i(t)| - \frac{\varsigma_i e^{-\tau_i}}{2L_i \hat{s}_i C_i} \right] I_i(\hat{x}_{it}) \\ & + K_{i-1} \hat{s}_{i-1} \left[|\hat{x}_i(t)| - \frac{\varsigma_i e^{-\tau_i}}{2L_i \hat{s}_i C_i} \right] I_{i-1}(\hat{x}_{i-1t}), \end{aligned} \quad (45)$$

with $\tilde{\varsigma}_i > 0$. Finally, we conclude that if the conditions (39) are satisfied, then

$$\dot{N}_i(t) \leq -\tilde{\varsigma}_i N_i(\hat{x}_{it}, \hat{x}_{i-1t}) - \frac{\varsigma_i}{16} Q(\hat{x}_i(t)) + \psi_i C_{i-1} Q(\hat{x}_{i-1}(t)). \quad (46)$$

As we had done in [6], we can prove that the derivative of the functional $W(\hat{X}_t) = \sum_{i=1}^n p_i N_i(\hat{x}_{it}, \hat{x}_{i-1t})$, with an abuse of notation for N_1 , and where $p_i = 2^{n-i} \prod_{k=i+1}^n \frac{8\psi_k C_{k-1}}{\varsigma_{k-1}}$, $p_n = 1$, and $\hat{X} = (\hat{x}_1, \dots, \hat{x}_n)$, satisfies,

$$\dot{W}(t) \leq -\sum_{i=1}^n p_i \tilde{\varsigma}_i N_i(\hat{x}_{it}, \hat{x}_{i-1t}) - \frac{\varsigma_1}{8} Q(\hat{x}_1(t)) - \frac{\varsigma_n}{16} Q(\hat{x}_n(t)) - \frac{1}{2} \sum_{i=1}^{n-1} \frac{p_i \varsigma_i}{8} Q(\hat{x}_i(t)).$$

Finally, we obtain $\dot{W}(t) \leq -\varsigma W(\hat{X}_t)$, with $\varsigma = \min\{\tilde{\varsigma}_1, \dots, \tilde{\varsigma}_n\} > 0$.

To summarize, by virtue of the properties of the functionals N_i , for all $i \in I_n$, and since the original system (1) is a positive system, we conclude that the set

$$\mathcal{A} = \{\varphi_i \in \mathcal{C}([-\tau_i, 0], \mathbb{R}^+) : N_i(\varphi_i - x_i^e, \varphi_{i-1} - x_{i-1}^e) < \bar{N}_i\}, \quad (47)$$

is a subset of the basin of attraction of the positive steady state of system (1). \square

245 **Example 3.** In this numerical example, we consider the system with the following biological functions and parameters for $n = 3$:

	$\beta_i(x_i)$	$f_i(a)$	δ_i	τ_i	γ_i	K_i
$i = 1$	$\frac{0.5}{1+x_1^2}$	$\frac{10e^{10a}}{e^{10\tau_1}-1}$	0.1356	1.109402	0.3	0.05
$i = 2$	$\frac{1}{1+x_2^2}$	$\frac{10e^{10a}}{e^{10\tau_2}-1}$	0.1669	1.2	0.4	0.07
$i = 3$	$\frac{3}{1+x_3^2}$	$\frac{2e^{2a}}{e^{2\tau_2}-1}$	0.3559	1.36	0.45	0.085

From the selected parameters, it follows that

	x_i^e	α_i	ς_i	\hat{s}_i	\bar{N}_i
$i = 1$	0.70036	0.40422	0.08924	0.65070	2.5935×10^{-4}
$i = 2$	0.78225	0.19888	0.02329	3.00487	9.3935×10^{-7}
$i = 3$	1.0050	0.20422	0.33938	2.98491	2.02×10^{-4}

We select constant initial conditions: $\varphi_1 = 0.6850$, $\varphi_2 = 0.782$ and $\varphi_3 = 0.979$. Therefore, we get, $N_1(\varphi_1 - x_1^e) = 7.16 \times 10^{-5} < \bar{N}_1$, $N_2(\varphi_2 - x_2^e, \varphi_1 - x_1^e) = 6.65 \times 10^{-7} < \bar{N}_2$, and, $N_3(\varphi_3 - x_3^e, \varphi_2 - x_2^e) = 1.94 \times 10^{-4} < \bar{N}_3$. According to Theorem 3, the positive steady state (x_1^e, x_2^e, x_3^e) is exponentially stable (Figure 4).

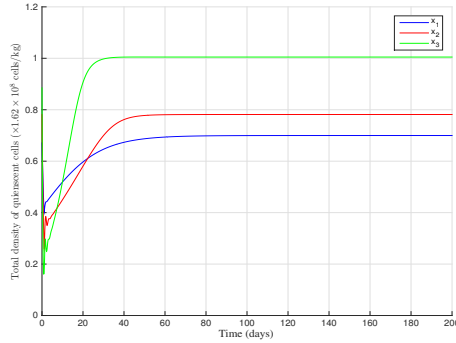


Figure 4: Trajectories x_1 , x_2 and x_3 for the parameters of Example 3.

4.3. Robustness analysis of the positive equilibrium point

Here we return to the perturbed system (1), that we rewrite in a form similar to (26) by performing the change of coordinate $\hat{x}_i(t) = x_i(t) - x_i^e$. Based on the functionals constructed in Theorem 3, we prove the following result:

Corollary 2. *Let the system (26) be perturbed by nonvanishing additive disturbances $\epsilon_i(t) \in (0, \epsilon_i]$, $\bar{\epsilon}_i > 0$, for all $t > 0$, and $i \in I_n$. If the conditions*

$$\varsigma_i > 0 \quad (48)$$

are satisfied for all $i \in I_n$, then all the solutions of (26) with initial conditions $\varphi_i \in \mathcal{C}([-\tau_i, 0], \mathbb{R}^+)$ satisfying

$$\left(\frac{2\bar{\epsilon}_i}{\theta\tilde{\varsigma}_i} \right)^2 \leq N_i(\varphi_i - x_i^e, \varphi_{i-1} - x_{i-1}^e) < \bar{N}_i, \quad (49)$$

with $\theta \in (0, 1)$, converge exponentially to the domain,

$$\mathcal{G}_{\bar{\epsilon}_i} = \left\{ \varphi_i \in \mathcal{C}([-\tau_i, 0], \mathbb{R}^+), \quad N_i(\varphi_i - x_i^e, \varphi_{i-1} - x_{i-1}^e) \leq \left(\frac{2\bar{\epsilon}_i}{\theta\tilde{\varsigma}_i} \right)^2 \right\}. \quad (50)$$

Proof. Let us prove the previous result for $i = 1$. Arguing as we did in the proof of Theorem 3, one can generalize to the overall system. First, observe that the derivative of $Q(\hat{x}_1(t))$ along the trajectories of the perturbed system satisfies:

$$\begin{aligned} \dot{Q}(t) \leq & 2[-\beta_{1*} + L_1|\mu_1|C_1] Q(\hat{x}_1(t)) + \hat{s}_1|\hat{x}_1(t)|Q(\hat{x}_1(t)) \\ & + 2L_1(|\mu_1| + \hat{s}_1|\hat{x}_1(t)|) I_1(\hat{x}_{1t}) + |\hat{x}_1(t)|\bar{\epsilon}_i. \end{aligned} \quad (51)$$

Consequently, the derivative of the functional N_1 , introduced in (34), along the trajectories of the perturbed system, verifies

$$\begin{aligned} \dot{N}_1(t) \leq & - \left[\frac{\varsigma_1}{8} Q(\hat{x}_1(t)) + \frac{\varsigma_1}{2C_1} \Lambda_1(\hat{x}_{1t}) \right] + \left[\frac{\hat{s}_1}{2} |\hat{x}_1(t)| - \frac{\varsigma_1}{4} \right] Q(\hat{x}_1(t)) \\ & - \frac{\varsigma_1}{8} Q(\hat{x}_1(t)) + \left[L_1 \hat{s}_1 |\hat{x}_1(t)| - \frac{\varsigma_1 e^{-\tau_1}}{2C_1} \right] I_1(\hat{x}_{1t}) + |\hat{x}_1(t)|\bar{\epsilon}_i. \end{aligned} \quad (52)$$

Using (42), and the fact that $|\hat{x}_1(t)| \leq 2\sqrt{N_1(\hat{x}_{1t})}$, we obtain

$$\begin{aligned} \dot{N}_1(t) \leq & -\tilde{\zeta}_1 N_1(\hat{x}_{1t}) + \left[\hat{s}_1 \sqrt{N_1(\hat{x}_{1t})} - \frac{\varsigma_1}{4} \right] Q_1(\hat{x}_1(t)) \\ & + \left[2L_1 \hat{s}_1 \sqrt{N_1(\hat{x}_{1t})} - \frac{\varsigma_1 e^{-\tau_1}}{2C_1} \right] I_1(\hat{x}_{1t}) - \frac{\varsigma_1}{8} Q(\hat{x}_1(t)) + 2\bar{\epsilon}_i \sqrt{N_1(\hat{x}_{1t})}, \end{aligned}$$

where $\tilde{\zeta}_1 \in \left(0, \min \left\{ \frac{\varsigma_1}{4}, \frac{\varsigma_1}{\varsigma_1 + 2L_1 C_1 |\mu_1| e^{\tau_1}} \right\} \right)$. Therefore, when $N_1(\varphi_1 - x_1^e) < \bar{N}_1$ is satisfied, we deduce that

$$\dot{N}_1(t) \leq -\tilde{\zeta}_1 N_1(\hat{x}_{1t}) - \frac{\varsigma_1}{8} Q(\hat{x}_1(t)) + 2\bar{\epsilon}_i \sqrt{N_1(\hat{x}_{1t})}. \quad (53)$$

Now, let us consider any $\theta \in (0, 1)$ and observe that for all initial conditions φ_1 satisfying $N_1(\varphi_1 - x_1^e) < \bar{N}_1$ with $\varphi_1 \notin \mathcal{G}_{\bar{\epsilon}_i}$, the inequality (53) gives

$$\dot{N}_1(t) \leq -(1 - \theta)\tilde{\zeta}_1 N_1(\hat{x}_{1t}). \quad (54)$$

260 We conclude that the states x_{1t} satisfying (49) converge exponentially to the invariant set $\mathcal{G}_{\bar{\epsilon}_1}$, defined in (50), such that the decay rate of the trajectory $x_1(t)$ is smaller than, or equal to, $\frac{(1-\theta)\tilde{\zeta}_1}{2}$. \square

5. Conclusion

265 With the aim of constantly refining and improving the modeling and the analysis of hematopoietic mechanisms, we proposed explicit constructions of suitable strict LKFs for nonlinear hematopoietic systems with distributed delays. Our approach allowed us to solve some practical and technical issues, which complement already published results on the topic. In comparison with previous works, our results provided exponential stability with an estimate on
270 the decay rate of the solutions, and are derived without any extra assumption on the mitosis functions. Moreover, a robustness analysis was performed under

nonvanishing perturbations (that may represent dedifferentiation flux, together with model uncertainties), and we have also covered some practical situations such that time-varying differentiating rates (to model the action on the blockade in differentiation and re-differentiation). Particular emphasis was given to the positive steady state that represents healthy hematopoiesis, and for which we provided an explicit formulation of a subset of its region of attraction. Future work will enhance the role of dedifferentiation and transdifferentiation by considering hematopoietic models where cell plasticity is no more a marginal phenomenon, and cannot be considered as a perturbation, but has to be fully modeled.

References

- [1] M. Adimy, F. Crauste, A. Abdllaoui, *Discrete Maturity-Structured Model of Cells Differentiation with Applications to Acute Myelogenous Leukemia*, J. Biological Systems, No. 3, pp. 395-424, (2008).
- [2] M. Adimy, F. Crauste, *Mathematical Model of Hematopoiesis Dynamics with Growth Factor-dependent Apoptosis and Proliferation regulations*, Math. Comput. Modelling 49, No. 11-12, pp. 2128-2137, (2009).
- [3] M. Adimy, F. Crauste, A. Abdllaoui, *Boundedness and Lyapunov function for a nonlinear system of hematopoietic stem cell dynamics*, C. R. Acad. Sci. Paris, Ser. I, 348, No. 7-8, pp. 373-377, (2010).
- [4] S. Cai, X. Fu, Z. Sheng, *Dedifferentiation: a new approach in stem cell research*, Bioscience 57.8, pp. 655-662, (2007).
- [5] W. Djema, F. Mazenc, C. Bonnet, *Lyapunov Stability Analysis of a Model Describing Hematopoiesis*. Proceedings of the European Control Conference (ECC), Linz, Austria, pp. 2711-2716, (2015).
- [6] W. Djema, F. Mazenc, C. Bonnet, *Stability of Immature Cell Dynamics in Healthy and Unhealthy Hematopoiesis*. Proceedings of the American Control Conference (ACC), Boston, USA, pp. 6121-6126, (2016).
- [7] E. Fridman, *Introduction to time-delay systems: analysis and control*, Birkhauser, Systems and Control: Foundations and Applications, Springer, (2014).
- [8] E. Fridman, C. Bonnet, F. Mazenc, W. Djema, *Stability of the cell dynamics in Acute Myeloid Leukemia*. Systems & Control Letters Vol. 88, pp. 91-100, (2016).
- [9] H. Khalil, *Nonlinear systems, Third Edition*. Prentice Hall, Upper Saddle River, NJ, (2002).
- [10] V. Kolmanovskii, A. Myshkis, *Introduction to the Theory and Applications of Functional Differential Equations*, Kluwer Academic Publishers, Dordrecht, (1999).

- [11] E. Lainey, *et al.*, *Tyrosine kinase inhibitors for the treatment of acute myeloid leukemia: Delineation of anti-leukemic mechanisms of action*, *Biochemical Pharmacology* 82, pp. 1457-1466, (2011).
- [12] M.C. Mackey, *Unified hypothesis of the origin of aplastic anemia and periodic hematopoiesis*, *Blood*, 51: pp. 941-956, (1978). 315
- [13] J. M. Mahaffy, J. Bélair, M.C. Mackey, *Hematopoietic Model with Moving Boundary Condition and State-delay: Applications in Erythropoiesis*, *Journal of Theoretical Biology*, 190. No. 2, pp. 135-146, (1998).
- [14] M. Malisoff, F. Mazenc, *Constructions of Strict Lyapunov Functions*, Serie : Communications and Control Engineering. Springer-Verlag London Ltd, U.K., (2009). 320
- [15] D. B. Sykes, *et al.* *Inhibition of dihydroorotate dehydrogenase overcomes differentiation blockade in acute myeloid leukemia*, *Cell*, 167.1, pp. 171-186, (2016).
- [16] H. Özbay, C. Bonnet, H. Benjelloun, J. Clairambault, *Stability analysis of cell dynamics in leukemia*. *Math. Model Nat. Phenom.*, Vol. 7, No. 1, pp. 203-234, (2012). 325
- [17] H. Özbay, C. Bonnet, J. Clairambault, *Stability analysis of systems with distributed delays and application to hematopoietic cell maturation dynamics*. *Conference on Decision and Control*, Mexico, pp. 2050-2055, (2008). 330
- [18] L. Pujon-Menjouet, S. Bernard, M.C. Mackey, *Long period oscillations in a G_0 model of hematopoietic stem cells*, *SIAM. J. Appl. Dynam. Syst.* 4(2): pp. 312-332, (2005).

Appendix A. Proof of Claim 1

For notational convenience, we drop the subscript "i" and we use x_e instead of x_i^e to denote the positive equilibrium. Using the expression of β given in (23), we observe that for all $x_e > 0$ and $\mathfrak{z} > -x_e$, $R(\mathfrak{z}) = \beta(0)J(\mathfrak{z}) - \mu\mathfrak{z}$, where $J(\mathfrak{z}) = \frac{\mathfrak{z}+x_e}{1+b(\mathfrak{z}+x_e)^n} - \frac{x_e}{1+bx_e^n}$. First, let us study the function

$$\rho(\mathfrak{z}) = \frac{1}{1+b(\mathfrak{z}+x_e)^n} - \frac{1}{1+bx_e^n} = \frac{b[x_e^n - (\mathfrak{z}+x_e)^n]}{p(\mathfrak{z})},$$

where $p(\mathfrak{z}) = [1+b(\mathfrak{z}+x_e)^n](1+bx_e^n)$. Observe that

$$(\mathfrak{z}+x_e)^n - x_e^n = nx_e^{n-1}\mathfrak{z} + n \int_0^{\mathfrak{z}} \int_{x_e}^{x_e+l} (n-1)m^{n-2} dmdl.$$

Consequently, $\rho(\mathfrak{z}) = -\frac{nbx_e^{n-1}}{p(\mathfrak{z})}\mathfrak{z} + \mathfrak{C}(\mathfrak{z})$, where, $\mathfrak{C}(\mathfrak{z}) = -\frac{nb(n-1)}{p(\mathfrak{z})} \int_0^{\mathfrak{z}} \int_0^l (m+x_e)^{n-2} dmdl$. 335

Denote $h = 1 + bx_e^n$ and observe that, $\frac{1}{p(\mathfrak{z})} = \frac{1}{h} (\rho(\mathfrak{z}) + \frac{1}{h})$. It follows that $\rho(\mathfrak{z}) = -nbx_e^{n-1} \left(\frac{\rho(\mathfrak{z})}{h} + \frac{1}{h^2} \right) \mathfrak{z} + \mathfrak{C}(\mathfrak{z})$.

Consequently, we get the intermediate result:

$$\rho(\mathfrak{z}) = -\frac{nbx_e^{n-1}}{h^2} \mathfrak{z} + \mathfrak{C}(\mathfrak{z}) - \frac{nbx_e^{n-1}}{h} \rho(\mathfrak{z}) \mathfrak{z}. \quad (\text{A.1})$$

On the other hand, observe that

$$J(\mathfrak{z}) = \left(\rho(\mathfrak{z}) + \frac{1}{h} \right) \mathfrak{z} + x_e \rho(\mathfrak{z}) = \mathfrak{c}_1 \mathfrak{z} + \mathfrak{c}_2 \mathfrak{C}(\mathfrak{z}) + \mathfrak{c}_3 \rho(\mathfrak{z}) \mathfrak{z}, \quad (\text{A.2})$$

where the last equality is a direct consequence of (A.1), with $\mathfrak{c}_1 = \frac{1}{h} - \frac{nbx_e^n}{h^2}$, $\mathfrak{c}_2 = x_e$ and $\mathfrak{c}_3 = \left(1 - \frac{nbx_e^n}{h}\right)$. Now, we readily check that

$$|\mathfrak{C}(\mathfrak{z})| \leq \frac{nb(\mathfrak{n}-1)}{p(\mathfrak{z})} (|\mathfrak{z}| + x_e)^{\mathfrak{n}-2} \frac{\mathfrak{z}^2}{2}. \quad (\text{A.3})$$

It follows that $|\rho(\mathfrak{z})| \leq \frac{nbx_e^{n-1}}{p(\mathfrak{z})} |\mathfrak{z}| + |\mathfrak{C}(\mathfrak{z})|$. Using (A.3), we get

$$|\mathfrak{z} \rho(\mathfrak{z})| \leq \frac{nbx_e^{n-1}}{p(\mathfrak{z})} \mathfrak{z}^2 + \frac{nb(\mathfrak{n}-1)}{2p(\mathfrak{z})} (|\mathfrak{z}| + x_e)^{\mathfrak{n}-2} |\mathfrak{z}|^3. \quad (\text{A.4})$$

From (A.2), we deduce that,

$$\begin{aligned} |J(\mathfrak{z}) - \mathfrak{c}_1 \mathfrak{z}| &\leq \frac{nb(\mathfrak{n}-1)|\mathfrak{c}_3|}{2p(\mathfrak{z})} (|\mathfrak{z}| + x_e)^{\mathfrak{n}-2} |\mathfrak{z}|^3 \\ &\quad + \left[\frac{nb(\mathfrak{n}-1)|\mathfrak{c}_2|}{2p(\mathfrak{z})} (|\mathfrak{z}| + x_e)^{\mathfrak{n}-2} + \frac{nbx_e^{n-1}|\mathfrak{c}_3|}{p(\mathfrak{z})} \right] \mathfrak{z}^2. \end{aligned}$$

Now, observe that $\frac{1}{p(\mathfrak{z})} = \frac{1}{[1+b(\mathfrak{z}+x_e)^n]h}$. Therefore, when $\mathfrak{z} \geq 0$, we have

$$\frac{1}{p(\mathfrak{z})} = \frac{1}{[1+b(|\mathfrak{z}|+x_e)^n]h},$$

and when $\mathfrak{z} \leq 0$ (i.e. $\mathfrak{z} \in (-x_e, 0]$), we get

$$\frac{1}{p(\mathfrak{z})} \leq \frac{1}{h} \leq \frac{1+b(2x_e)^n}{[1+b(|\mathfrak{z}|+x_e)^n]h}.$$

Consequently, for all $\mathfrak{z} > -x_e$, we have

$$\frac{1}{p(\mathfrak{z})} \leq \frac{1+b(2x_e)^n}{[1+b(|\mathfrak{z}|+x_e)^n]h}.$$

We deduce that

$$|J(\mathfrak{z}) - \mathbf{c}_1 \mathfrak{z}| \leq \left[\left(\frac{\mathbf{n}b(\mathbf{n}-1)|\mathbf{c}_3|(1+b(2x_e)^{\mathbf{n}})}{2h} \right) \frac{(|\mathfrak{z}|+x_e)^{\mathbf{n}-2} |\mathfrak{z}|}{1+b(|\mathfrak{z}|+x_e)^{\mathbf{n}}} \right. \\ \left. + \frac{\mathbf{n}b(\mathbf{n}-1)|\mathbf{c}_2|(|\mathfrak{z}|+x_e)^{\mathbf{n}-2}(1+b(2x_e)^{\mathbf{n}})}{2[1+b(|\mathfrak{z}|+x_e)^{\mathbf{n}}]h} + \frac{\mathbf{n}bx_e^{\mathbf{n}-1}|\mathbf{c}_3|(1+b(2x_e)^{\mathbf{n}})}{[1+b(|\mathfrak{z}|+x_e)^{\mathbf{n}}]h} \right] \mathfrak{z}^2.$$

By distinguishing between the two cases $|\mathfrak{z}|+x_e \geq 1$ and $|\mathfrak{z}|+x_e \leq 1$, one can prove that the following inequalities are satisfied for all $\mathfrak{z} > -x_e$,

$$\frac{(|\mathfrak{z}|+x_e)^{\mathbf{n}-2} |\mathfrak{z}|}{1+b(|\mathfrak{z}|+x_e)^{\mathbf{n}}} \leq \frac{(|\mathfrak{z}|+x_e)^{\mathbf{n}-1}}{1+b(|\mathfrak{z}|+x_e)^{\mathbf{n}}} \leq \max\{b, b^{-1}\}.$$

It follows that $|J(\mathfrak{z}) - \mathbf{c}_1 \mathfrak{z}| \leq \mathbf{c}_4 \mathfrak{z}^2$, with the positive constant

$$\mathbf{c}_4 = \frac{\mathbf{n}b(\mathbf{n}-1)(1+b(2x_e)^{\mathbf{n}})(x_e+|\mathbf{c}_3|)\max\{b, b^{-1}\}}{2h} + \frac{\mathbf{n}bx_e^{\mathbf{n}-1}(1+b(2x_e)^{\mathbf{n}})|\mathbf{c}_3|}{h^2}.$$

On the other hand, we easily check that $\mu = \beta(0)\mathbf{c}_1$, with μ defined in (25). It follows that $|R(\mathfrak{z})| \leq \beta(0)\mathbf{c}_4 \mathfrak{z}^2$. Since $Q(\mathfrak{z}) = \frac{1}{2}\mathfrak{z}^2$, we conclude that

$$|R(\mathfrak{z})| \leq \hat{s}Q(\mathfrak{z}), \text{ where, } \hat{s} = 2\mathbf{c}_4\beta(0).$$