



Magnetic moment estimation and bounded extremal problems

Laurent Baratchart, Sylvain Chevillard, Douglas P. Hardin, Juliette Leblond,
Eduardo Andrade Lima, Jean-Paul Marmorat

► To cite this version:

Laurent Baratchart, Sylvain Chevillard, Douglas P. Hardin, Juliette Leblond, Eduardo Andrade Lima, et al.. Magnetic moment estimation and bounded extremal problems. *Inverse Problems and Imaging*, 2019, 13 (1), pp.29. 10.3934/ipi.2019003 . hal-01623991v2

HAL Id: hal-01623991

<https://inria.hal.science/hal-01623991v2>

Submitted on 10 Dec 2018

HAL is a multi-disciplinary open access archive for the deposit and dissemination of scientific research documents, whether they are published or not. The documents may come from teaching and research institutions in France or abroad, or from public or private research centers.

L'archive ouverte pluridisciplinaire **HAL**, est destinée au dépôt et à la diffusion de documents scientifiques de niveau recherche, publiés ou non, émanant des établissements d'enseignement et de recherche français ou étrangers, des laboratoires publics ou privés.

Magnetic moment estimation and bounded extremal problems

Laurent Baratchart* Sylvain Chevillard* Douglas Hardin[†]
Juliette Leblond* Eduardo Andrade Lima[‡] Jean-Paul Marmorat[§]

December 10, 2018

Abstract

We consider the inverse problem in magnetostatics for recovering the moment of a planar magnetization from measurements of the normal component of the magnetic field at a distance from the support. Such issues arise in studies of magnetic material in general and in paleomagnetism in particular. Assuming the magnetization is a measure with L^2 -density, we construct linear forms to be applied on the data in order to estimate the moment. These forms are obtained as solutions to certain extremal problems in Sobolev classes of functions, and their computation reduces to solving an elliptic differential-integral equation, for which synthetic numerical experiments are presented.

Keywords:

Inverse moment estimation problems, elliptic partial differential equations, best constrained approximation in Hilbert spaces, harmonic functions, geosciences and planetary sciences, paleomagnetism.

2010 MSC numbers:

Primary: 35J15, 35R30, 35A35, 42B37, 86A22; Secondary: 45K05, 46F12, 47N20.

1 Introduction

In this paper, we study a family of constrained best approximation problems in certain Hilbert spaces of harmonic gradients, which are motivated by inverse magnetization problems arising in geosciences and planetary sciences. The physical setting, along with instrumentation issues and related questions from paleomagnetism, are described in the introductory sections of [5, 6, 7, 20] to which this work may be viewed as a sequel. The goal is to analyze magnetized thin rock samples carrying some unknown magnetization

*Team APICS, INRIA, BP 93, 06902 Sophia Antipolis Cedex, France.

[†]Department of Mathematics, Vanderbilt University, Nashville, TN 37240, USA.

[‡]Department of Earth, Atmospheric and Planetary Sciences, MIT, Cambridge, MA 02139, USA.

[§]Center of Applied Mathematics, Ecole des Mines ParisTech, CS 10 207, 06904 Sophia Antipolis Cedex, France.

distribution to be estimated from measurements of the magnetic field. Specifically, a sample \mathbf{S} is identified with a compact subset of a plane $P_0 \subset \mathbb{R}^3$, and is assumed to support a \mathbb{R}^3 -valued magnetization distribution \mathbf{m} . The measurements consist of pointwise values, on a compact set \mathbf{Q} contained in a plane P_h parallel to P_0 lying at distance $h > 0$ from it, of the normal component of the magnetic field produced by \mathbf{m} (normal to P_h , that is). For definiteness, we assume that both \mathbf{S} and \mathbf{Q} are compact rectangles, centered at the origin, in the horizontal planes $\mathbb{R}^2 \times \{0\} \subset \mathbb{R}^3$ and $\mathbb{R}^2 \times \{h\}$, respectively. Thus, the measured quantity is the vertical component $b_3[\mathbf{m}]$ of the magnetic field produced by \mathbf{m} , evaluated on \mathbf{Q} . Maxwell's equations for the magnetostatic case [15, Ch. 5] imply that this magnetic field derives from a scalar magnetic potential Λ which is a solution to the Poisson equation $\Delta\Lambda = \operatorname{div} \mathbf{m}$ in \mathbb{R}^3 . Consequently, we have that $b_3[\mathbf{m}] = -\mu_0 \partial_{x_3}\Lambda$ with $\mu_0 = 4\pi \times 10^{-7}$, see *e.g.* [7, 5].

It is well-known that some magnetizations generate no external magnetic field (*i.e.*, the zero field): these are called silent. A description of silent magnetization distributions supported in a plane is given in [7], under weak assumptions on the distribution. In particular, those having compact support admit a simple characterization, *cf.* Section 2.2. Moreover, it is shown in [5] that if the normal component of the field vanishes everywhere on an open subset of a plane, then the field is identically zero and therefore the magnetization is silent. Thus, with the previous notation, it holds that $b_3[\mathbf{m}] = 0$ on \mathbf{Q} if and only if \mathbf{m} is a silent magnetization of the type described in [7]. The existence of such magnetizations is a major obstacle for solving the inverse magnetization problem, for it implies that additional assumptions must be made to achieve full recovery. In the present work, we focus on a much simpler inverse problem, which consists in estimating the net moment $\langle \mathbf{m} \rangle$ of the unknown magnetization \mathbf{m} , *i.e.* the integral¹ of \mathbf{m} . So, we merely aim at recovering a vector in \mathbb{R}^3 (namely $\langle \mathbf{m} \rangle$) rather than the whole distribution \mathbf{m} on the rectangle \mathbf{S} . Unlike magnetization recovery, net moment recovery is meaningful without extra-assumptions on \mathbf{m} , because silent magnetizations are easily seen to have zero moment.

Though much less ambitious than solving the full inverse magnetization problem, determining the net moment is still a significant goal. Indeed, classical magnetometers estimate the net moment of a sample by comparing it to a dipolar source, an approximation which is valid at a distance from the sample only. When dealing with weakly magnetized objects, the field away from the sample gets too small and is easily dominated by other, spurious magnetic sources, so that measurements by standard magnetometers may become unreliable. This is a typical issue in paleomagnetism, which justifies our present attempt to devise algorithms to estimate the moment from measurements of (the vertical component of) the field, close to the sample. Such measurements can be performed by very sensitive instruments known as Scanning QUantum Interference Device (SQUID) microscopes, see [7, 20] for more explanation.

From a physical viewpoint, knowing the net moment of a magnetization \mathbf{m} is a basic piece of information that is relevant in itself. It gains further significance when putting additional assumptions on \mathbf{m} , assuming for instance that it is unidimensional (*i.e.* that it takes values in a 1-dimensional subspace of \mathbb{R}^3). Unidimensionality is a fairly common assumption in paleomagnetism, at least for igneous rocks that cooled down in the presence

¹Mathematically speaking, $\langle \mathbf{m} \rangle$ is the effect of the distribution \mathbf{m} on any smooth compactly supported function on \mathbb{R}^3 which is identically 1 in a neighborhood of \mathbf{S} , see Section 2.2.

of an ambient field during formation and whose remanent magnetization keeps record of the strength and direction of that field. Clearly, if a magnetization is unidimensional then its direction must be the one of the net moment. Now, if we are able to compute this moment, one may consider rather efficient regularizing techniques in the Fourier domain to recover the magnetization, see [20] and [7, Sec. 4.1]. More can be said in this connection: in fact, to *any* magnetization \mathbf{m} compactly supported in a plane P_0 , there is a unidimensional magnetization \mathbf{u} supported on P_0 which generates the *same* field on a given connected component of the complement of P_0 . Surprisingly perhaps, the direction of \mathbf{u} can even be picked arbitrarily provided it is not tangent to the plane [7, Thm 3.6]; however, clearly, \mathbf{u} will not have the same support as \mathbf{m} in general, and will typically be non-compactly supported. Now, even in this case, choosing \mathbf{u} to have the direction of $\langle \mathbf{m} \rangle$ has a regularizing effect on the Fourier techniques just mentioned, because the singularity of the Fourier transform $\hat{\mathbf{u}}$ at 0 can then be singled out explicitly, compare [7, Eqns (29)-(30)]. This dangles the prospect of efficiently computing a unidimensional magnetization which differs from the true one by a (generally non-compactly supported) silent magnetization. Because the latter can be characterized completely, estimating the net moment may thus be envisaged as an initial step to study the inverse magnetization problem in general.

Having made the case for net moment recovery and pointed out that it was an easier task than full inversion, we should nevertheless stress that it is nontrivial. A main reason is that measurements of $b_3[\mathbf{m}]$ are taken merely on \mathbf{Q} which does not surround \mathbf{S} . If measurements were available on the entire plane $\mathbb{R}^2 \times \{h\}$ (which does surround \mathbf{S} if one takes into account points at infinity), then asymptotic formulas from [6] would allow us in principle to approximate the net moment arbitrary well, at least if \mathbf{m} is smooth enough, say if it is a measure. However, the fact that measurements are available on \mathbf{Q} only makes the problem ill-posed, in that small differences in $b_3[\mathbf{m}]$ on \mathbf{Q} may result in large differences on $\langle \mathbf{m} \rangle$, cf. Section 2.2. This is precisely the issue that we address in the present work. Further reasons why net moment recovery is difficult in practice lie with the presence of noise in the measurements, inherent in such problems. In this paper, we only deal with synthetic examples corrupted by a small additive Gaussian white noise, and we do not touch upon this important facet of the situation except for some general comments in Sections 2.3 and 5.2.

We shall restrict ourselves to the elementary case where \mathbf{m} is a measure supported on \mathbf{S} with square summable density there. This makes for a Hilbertian framework which keeps the analysis simple. Hopefully this case is already typical of the main features of our method, though there is grounds to develop a similar approach in non Hilbertian contexts, for instance when magnetizations are measures normed with the total variation. Roughly speaking, what we do in this paper is to construct a \mathbb{R}^3 -valued function ϕ on \mathbf{Q} such that

$$\iint_{\mathbf{Q}} b_3[\mathbf{m}] \phi \sim \iint_{\mathbf{S}} \mathbf{m} = \langle \mathbf{m} \rangle \quad (1)$$

for all $\mathbf{m} \in L^2(\mathbf{S}, \mathbb{R}^3)$ of given norm, with a bound on the norm of the derivative of ϕ in $L^2(\mathbf{Q}, \mathbb{R}^{3 \times 2})$ which serves as a regularization parameter. In other words, we construct a linear estimator ϕ to be applied to the data $b_3[\mathbf{m}]$ for estimating $\langle \mathbf{m} \rangle$, but a trade-off exists between quality of approximation in (1) and oscillation of ϕ . Note that oscillatory behavior is undesirable to evaluate the left hand side of (1) from pointwise values of $b_3[\mathbf{m}]$

with good accuracy. Besides, our choice to bound the derivative of ϕ makes for an easy theoretical solution of the extremal problems involved in our analysis.

To conclude this introduction, let us mention also that when \mathbf{m} is the sum of several magnetization distributions with disjoint supports, then the individual moment of a component can be estimated even though we measure the global field, provided we have *a priori* knowledge of a neighborhood of the support of that component that does not intersect the support of any other. This can be done by essentially the same techniques as those we use to get (1). Computing such local moments could be of interest to get information on the support of \mathbf{m} , for instance to confirm that a region where no magnetization is expected has indeed zero or near-zero moment.

The outline of this work is as follows. Section 2 is devoted to notation, definitions and preliminaries, including a description of the net magnetic moment recovery problem. This issue is recast in Section 3 as a bounded extremal problem for which existence and uniqueness results are proven. A characterization of the solution in terms of a critical point equation involving a Lagrange parameter is then derived. Two methods for solving the critical point equation numerically are presented in Section 4, one of which is used in Section 5 to provide numerical illustrations. Section 6 has concluding remarks.

2 Notation and preliminaries

2.1 Function spaces

For $\mathbf{x} = (x_1, \dots, x_n)^t \in \mathbb{R}^n$, we let $\|\mathbf{x}\| = (x_1^2 + \dots + x_n^2)^{\frac{1}{2}}$ be its Euclidean norm; here and below, a superscript “ t ” means “transpose”. Denote the scalar product of \mathbf{x} and \mathbf{y} by $\mathbf{x} \cdot \mathbf{y} = \sum_j x_j y_j$. The notation stands irrespective of n but no confusion should arise, and we are only concerned with $n = 2, 3$. We write \bar{E} for the closure of a set E and for $n = 2$ we indicate the open disk of center \mathbf{x} and radius R with $D(\mathbf{x}, R)$.

We write $C^\infty(\Omega)$ for the space of smooth functions on an open set $\Omega \subset \mathbb{R}^n$ having continuous derivatives of any order, and $C_0^\infty(\Omega)$ for the space of smooth functions with compact support in Ω . Recall that distributions on Ω are linear forms on $C_0^\infty(\Omega)$ which are continuous for a certain topology, the precise definition of which may be found in [22, Sec. I.2]. The support of a distribution \mathfrak{d} on Ω , denoted by $\text{supp } \mathfrak{d}$, is the largest closed set $E \subset \Omega$ such that $\mathfrak{d}(\varphi) = 0$ for all $\varphi \in C_0^\infty(\Omega \setminus E)$.

Distributions get differentiated by the usual rule: $\partial_{x_i} \mathfrak{d}(\varphi) = -\mathfrak{d}(\partial_{x_i} \varphi)$, with ∂_{x_i} to mean the partial derivative with respect to the coordinate x_i . It is standard to regard a locally integrable function ψ as a distribution by putting $\psi(\varphi) = \int \psi \varphi$. For ϕ a distribution or a function, we let $\nabla \phi = (\partial_{x_1} \phi, \dots, \partial_{x_n} \phi)^t$ for the gradient of ϕ . The divergence operator, which is the distributional adjoint to ∇ , is denoted as $\nabla \cdot$ and acts on \mathbb{R}^n -valued distributions as $\nabla \cdot (\phi_1, \dots, \phi_n) = \sum_{1 \leq j \leq n} \partial_{x_j} \phi_j$. The Laplace operator Δ is defined by $\Delta \phi = \sum_{1 \leq j \leq n} \partial_{x_j}^2 \phi$. These operator notations stand irrespective of n , but no confusion should arise. In fact we use them for $n = 2$, except in Equation (4) when we introduce the magnetic potential in general form, and after Equation (10) when we introduce silent magnetizations.

We need some standard functions spaces but only in dimension two, so we restrict the discussion to this case. For $\Omega \subseteq \mathbb{R}^2$, we denote by $L^2(\Omega, \mathbb{R}^k)$ the familiar Lebesgue space

of \mathbb{R}^k -valued square summable functions which is a Hilbert space with norm and scalar product:

$$\|\phi\|_{L^2(\Omega, \mathbb{R}^k)}^2 := \int_{\Omega} \|\phi\|^2 d\ell, \quad \langle \phi, \psi \rangle_{L^2(\Omega, \mathbb{R}^k)} := \int_{\Omega} \phi \cdot \psi d\ell,$$

with $d\ell$ to indicate Lebesgue measure. We simply write $L^2(\Omega)$ if $k = 1$. If Ω is open, we put $W^{1,2}(\Omega)$ for the standard Sobolev space of functions belonging to $L^2(\Omega)$ together with their first distributional derivatives. It is a Hilbert space with norm:

$$\|\phi\|_{W^{1,2}(\Omega)}^2 = \|\phi\|_{L^2(\Omega)}^2 + \|\nabla \phi\|_{L^2(\Omega, \mathbb{R}^2)}^2.$$

We let $W_0^{1,2}(\Omega)$ be the closure of $C_0^\infty(\Omega)$ in $W^{1,2}(\Omega)$. If Ω is bounded, the Sobolev-Poincaré inequality [8, Cor. 9.19] implies there exists a constant $C > 0$ (depending on Ω) such that

$$\|\phi\|_{L^2(\Omega)} \leq C \|\nabla \phi\|_{L^2(\Omega, \mathbb{R}^2)}, \quad \forall \phi \in W_0^{1,2}(\Omega). \quad (2)$$

Therefore $\|\cdot\|_{W^{1,2}(\Omega)}$ and $\|\nabla \cdot\|_{L^2(\Omega, \mathbb{R}^2)}$ are equivalent norms on $W_0^{1,2}(\Omega)$, namely:

$$\|\nabla u\|_{L^2(\Omega, \mathbb{R}^2)} \leq \|u\|_{W^{1,2}(\Omega)} \leq \sqrt{C^2 + 1} \|\nabla u\|_{L^2(\Omega, \mathbb{R}^2)}, \quad u \in W_0^{1,2}(\Omega). \quad (3)$$

When Ω is bounded and Lipschitz-smooth, meaning that its boundary $\partial\Omega$ is locally the graph of a Lipschitz function, then functions in $W^{1,2}(\Omega)$ have a trace on $\partial\Omega$ which belongs to the fractional Sobolev space $W^{1/2,2}(\partial\Omega)$, consisting of square summable functions g with respect to arclength on $\partial\Omega$ for which

$$\|g\|_{W^{1/2,2}(\partial\Omega)} = \|g\|_{L^2(\partial\Omega)} + \left(\int_{\partial\Omega \times \partial\Omega} \frac{|g(t) - g(t')|^2}{\|t - t'\|^2} |dt| |dt'| \right)^{1/2} < +\infty,$$

where $|dt|$ indicates (the differential of) arclength. The trace operator is continuous and surjective onto $W^{1/2,2}(\partial\Omega)$. Functions with zero trace are exactly those belonging to $W_0^{1,2}(\Omega)$, and they are also those whose extension by zero outside Ω defines a function in $W^{1,2}(\mathbb{R}^2)$. We also make use of the fractional Sobolev space $W^{3/2,2}(\Omega)$. The latter consists of functions $g \in W^{1,2}(\Omega)$, each partial derivative of which satisfies:

$$\left(\int_{\Omega \times \Omega} \frac{|\partial_{x_i} g(\mathbf{x}) - \partial_{x_i} g(\mathbf{y})|^2}{\|\mathbf{x} - \mathbf{y}\|^3} d\mathbf{x} d\mathbf{y} \right)^{1/2} < +\infty, \quad i = 1, 2.$$

The Sobolev space $W^{2,2}(\Omega)$, consists of functions in $L^2(\Omega)$ whose partial derivatives of the first order lie in $W^{1,2}(\Omega)$. It is a Hilbert space with norm

$$\|\phi\|_{W^{2,2}(\Omega)}^2 = \|\phi\|_{L^2(\Omega)}^2 + \|\nabla \phi\|_{L^2(\Omega, \mathbb{R}^2)}^2 + \sum_{1 \leq i \leq j \leq 2} \left\| \partial_{x_i} \partial_{x_j} \phi \right\|_{L^2(\Omega)}^2.$$

We refer to [1], [8, Ch. 9], [23, Ch. V, VI] for classical properties of Sobolev spaces.

For $0 \leq \alpha < 1$, we put $C^\alpha(\Omega)$ for the space of Hölder continuous functions of exponent α on Ω .

When f is a function on Ω , we denote by \tilde{f} the extension of f by zero outside Ω . That is, \tilde{f} is equal to f on Ω and to 0 elsewhere. We also use at places the symbol \vee to mean concatenation with another function defined on $\mathbb{R}^2 \setminus \Omega$: for instance $\tilde{f} = f \vee 0$. Clearly, $\|f\|_{L^2(\Omega)} = \|\tilde{f}\|_{L^2(\mathbb{R}^2)}$ and if $f \in W_0^{1,2}(\Omega)$ then $\tilde{f} \in W^{1,2}(\mathbb{R}^2)$.

2.2 Operators involved

The magnetic potential associated with a magnetization, modeled as a compactly supported \mathbb{R}^3 -valued distribution \mathbf{m} on \mathbb{R}^3 , is given by

$$\Lambda(\mathbf{x}) = -\frac{1}{4\pi} \langle \nabla \cdot \mathbf{m}, \frac{1}{\|\cdot - \mathbf{x}\|} \rangle = \frac{1}{4\pi} \langle \mathbf{m}, \nabla \left(\frac{1}{\|\cdot - \mathbf{x}\|} \right) \rangle, \quad \mathbf{x} \in \mathbb{R}^3 \setminus \text{supp } \mathbf{m}, \quad (4)$$

where the brackets denote the duality pairing between distributions and $C_0^\infty(\mathbb{R}^3)$ -functions. Note that the formula makes sense because $\mathbf{y} \rightarrow 1/\|\mathbf{y} - \mathbf{x}\|$ coincides with a $C_0^\infty(\mathbb{R}^3)$ -function on a neighborhood of $\text{supp } \mathbf{m}$ when $\mathbf{x} \notin \text{supp } \mathbf{m}$. In the particular case where \mathbf{m} is a \mathbb{R}^3 -valued measure supported on a compact subset \mathbf{S} of the horizontal plane $\mathbb{R}^2 \times \{0\}$, with density $\mathbf{m} = (m_1, m_2, m_3)$ there, then we get that

$$\Lambda(\mathbf{x}) = \frac{1}{4\pi} \iint_{\mathbf{S}} \frac{\mathbf{m}(\mathbf{t}) \cdot (\mathbf{x} - \mathbf{t})}{\|\mathbf{x} - \mathbf{t}\|^3} d\ell(\mathbf{t}), \quad \mathbf{x} \in \mathbb{R}^3 \setminus \mathbf{S}. \quad (5)$$

Let P_{x_3} be the Poisson kernel of the upper half-space $\{x_3 > 0\}$, see *e.g.* [24, Ch. I]:

$$P_{x_3} : \mathbf{x} \mapsto \frac{x_3}{2\pi\|\mathbf{x}\|^3}. \quad (6)$$

On this half-space, the previous expression for Λ implies that it is half the convolution over \mathbb{R}^2 of P_{x_3} with the function $R_1\widetilde{m}_1 + R_2\widetilde{m}_2 + \widetilde{m}_3$, where R_1, R_2 are the Riesz transforms on \mathbb{R}^2 , see [7, Sec. 2]). In other words, for $x_3 > 0$, $2\Lambda(x_3)$ is the harmonic extension of $R_1\widetilde{m}_1 + R_2\widetilde{m}_2 + \widetilde{m}_3$ to the upper half space. Likewise, for $x_3 < 0$, $2\Lambda(x_3)$ is the harmonic extension of $R_1\widetilde{m}_1 + R_2\widetilde{m}_2 - \widetilde{m}_3$ to the lower half space.

Hereafter, we let S and Q be two Lipschitz-smooth bounded non-empty open sets in $\mathbb{R}^2 \times \{0\}$ and $\mathbb{R}^2 \times \{h\}$ respectively. For simplicity, we also assume that S is simply connected. One may think of S, Q as being rectangles whose closures $\overline{S}, \overline{Q}$ are the sets \mathbf{S}, \mathbf{Q} introduced in Section 1. Observe that expression (5) for Λ may as well be computed as an integral over S because the boundary $\partial S = \mathbf{S} \setminus S$ has Lebesgue measure zero. We often identify S and Q with subsets of \mathbb{R}^2 , while the third component (0 in the case of S and h in the case of Q) is treated as a parameter.

The main operator under consideration here is $\mathbf{m} \rightarrow b_3[\mathbf{m}]$, which maps the magnetization $\mathbf{m} = (m_1, m_2, m_3) \in L^2(S, \mathbb{R}^3)$ to the vertical component of the magnetic field on Q . Specifically, $b_3 : L^2(S, \mathbb{R}^3) \rightarrow L^2(Q)$ is defined by

$$b_3[\mathbf{m}] = -\mu_0 \partial_{x_3} \Lambda, \quad x_3 = h. \quad (7)$$

Although the target space is here $L^2(Q)$, it is clear since $h > 0$ that the range of b_3 consists of restrictions to Q of smooth (even analytic) functions on $\{x_3 > 0\}$. Basic properties of the operator b_3 were given in [5, Sec. 3], [7]. Below, we recall some of them that will be used in the course of the paper.

Recall the notation $\widetilde{m}_i = m_i \vee 0 \in L^2(\mathbb{R}^2)$. From the relation

$$\partial_{x_j} P_{x_3}(\mathbf{x}) = \partial_{x_j} \frac{x_3}{2\pi\|\mathbf{x}\|^3} = \partial_{x_3} \frac{x_j}{2\pi\|\mathbf{x}\|^3} \text{ for } j = 1, 2,$$

we get for all $\mathbf{m} = (m_1, m_2, m_3) \in L^2(S, \mathbb{R}^3)$ that

$$b_3[\mathbf{m}] = -\frac{\mu_0}{2} \left((\partial_{x_1} P_h) \star \widetilde{m}_1 + (\partial_{x_2} P_h) \star \widetilde{m}_2 + (\partial_{x_3} P_{x_3})|_{x_3=h} \star \widetilde{m}_3 \right)_{|Q}. \quad (8)$$

It is easily checked that b_3 is a bounded operator. In fact, being an integral operator whose kernel is uniformly continuous on $S \times Q$, it is compact [17, Ch. III, Ex. 4.1]. Its adjoint $b_3^* : L^2(Q) \rightarrow L^2(S, \mathbb{R}^3)$ acts on $\phi \in L^2(Q)$ by the formula

$$b_3^*[\phi] = \frac{\mu_0}{2} \begin{pmatrix} (\partial_{x_1} P_h) \star \widetilde{\phi} \\ (\partial_{x_2} P_h) \star \widetilde{\phi} \\ -(\partial_{x_3} P_{x_3})|_{x_3=h} \star \widetilde{\phi} \end{pmatrix}_{|S}, \quad (9)$$

and is likewise bounded, even compact because so is b_3 [17, Thm 4.10]. A majorization of the norm is [5, Sec. 3.3]:

$$\|b_3^*\| \leq b \text{ with } b = \frac{\mu_0}{2} \frac{4\sqrt{2}}{3^{3/2}h}. \quad (10)$$

Moreover, by analyticity properties of the Poisson extension, it is not difficult to check that b_3^* is injective whence b_3 has dense range in $L^2(Q)$ [5, Sec. 3.3].

It follows from [7, Thm 2.3] that $\nabla \Lambda \equiv 0$ on $\mathbb{R}^3 \setminus S$ if and only if $m_3 = 0$ and $(\widetilde{m}_1, \widetilde{m}_2)^t$ is divergence free on \mathbb{R}^2 , in the distributional sense. Such magnetizations are called silent because they generate the zero field outside of their support. Moreover, by [5, Prop. 2], it holds that $b_3[\mathbf{m}] = 0$ if and only if $\mathbf{m} \vee 0$ is silent. This means that $m_3 = 0$ and that $(m_1, m_2)^t$ belongs to the space $D_S \subset L^2(S, \mathbb{R}^2)$ consisting of vector fields whose extension by zero outside of S defines a divergence-free vector field on \mathbb{R}^2 . In the proof of [5, Prop. 2], it is shown that D_S can be parameterized by Sobolev functions:

$$D_S = \{(-\partial_{x_2} \psi, \partial_{x_1} \psi)^t, \psi \in W_0^{1,2}(S)\} \subset L^2(S, \mathbb{R}^2). \quad (11)$$

Besides, it follows at once from (11) and the density of $C_0^\infty(\Omega)$ in $W_0^{1,2}(\Omega)$ that the orthogonal space D_S^\perp to D_S in $L^2(S, \mathbb{R}^2)$ is comprised of those vector fields satisfying the distributional Schwarz rule. Since S is simply connected, these are the distributional gradients on S , by [22, Ch. II, Sec. 6, Thm VI]. Thus, appealing to [12, Thm 6.74] which implies that a distribution with L^2 derivative on a Lipschitz open set must be a Sobolev function², we conclude that D_S^\perp is the set $\nabla W^{1,2}(S)$ of gradients of Sobolev functions. Altogether, this leads us to a characterization of the kernel of b_3 and of the range of b_3^* in $L^2(S, \mathbb{R}^3)$ as follows (compare [5, Lem. 4]). If we set $\mathcal{D}_S = \text{Ker } b_3$, then

$$\begin{cases} \mathcal{D}_S = \{(-\partial_{x_2} \psi, \partial_{x_1} \psi, 0)^t, \psi \in W_0^{1,2}(S)\} \subset L^2(S, \mathbb{R}^3) \\ \mathcal{D}_S^\perp = \overline{\text{Ran } b_3^*} = \overline{b_3^* [W_0^{1,2}(Q)]} = \nabla W^{1,2}(S) \times L^2(S) \subset L^2(S, \mathbb{R}^3), \end{cases} \quad (12)$$

where \mathcal{D}_S^\perp stands for the orthogonal space to \mathcal{D}_S in $L^2(S, \mathbb{R}^3)$ and the second equality in the second line of (12) holds because $W_0^{1,2}(Q)$ is dense in $L^2(Q)$. Also, rotating pointwise by $\pi/2$ the relation $D_S^\perp = \nabla W^{1,2}(S)$, we get that

$$[\nabla W_0^{1,2}(Q)]^\perp = \{(-\partial_{x_2} \psi, \partial_{x_1} \psi)^t, \psi \in W^{1,2}(Q)\} \subset L^2(Q, \mathbb{R}^2),$$

²The proof given there for bounded C^1 -smooth domains carries over to the Lipschitz case.

hence vector fields in $[\nabla W_0^{1,2}(Q)]^\perp$ are restrictions to S of divergence free vector fields in $L^2(\mathbb{R}^2, \mathbb{R}^2)$ by the extension theorem for Sobolev functions on a Lipschitz open set [12, Prop. 2.70].

2.3 Moment recovery issues

By definition, the net moment $\langle m_i \rangle$ of the i -th component m_i of $\mathbf{m} \in L^2(S, \mathbb{R}^3)$ is given, for $i = 1, 2, 3$, by the formula

$$\langle m_i \rangle = \iint_S m_i(\mathbf{t}) \, d\mathbf{t} = \langle \mathbf{m}, \mathbf{e}_i \rangle_{L^2(S, \mathbb{R}^3)}$$

with $\mathbf{e}_1 = (\chi_S, 0, 0)^t$, $\mathbf{e}_2 = (0, \chi_S, 0)^t$ and $\mathbf{e}_3 = (0, 0, \chi_S)^t$, where χ_S denotes the characteristic function of S . Note that $L^2(S, \mathbb{R}^3) \subset L^1(S, \mathbb{R}^3)$ because S is bounded, hence the above formula for $\langle m_i \rangle$ makes sense. The net moment $\langle \mathbf{m} \rangle$ of \mathbf{m} is simply the vector $(\langle m_1 \rangle, \langle m_2 \rangle, \langle m_3 \rangle)^t \in \mathbb{R}^3$.

All magnetizations \mathbf{m}' such that $b_3[\mathbf{m}'] = b_3[\mathbf{m}]$ have the same net moment as \mathbf{m} . Indeed, $b_3[\mathbf{m}] = 0 \Leftrightarrow \mathbf{m} \in \mathcal{D}_S$, and since $\mathbf{e}_1, \mathbf{e}_2$ are gradients of Sobolev functions on S (namely of $\mathbf{x} \mapsto x_1, \mathbf{x} \mapsto x_2$), we see from (12) that each element of \mathcal{D}_S is orthogonal to \mathbf{e}_i in $L^2(S, \mathbb{R}^3)$ for $1 \leq i \leq 3$. Hence, $\langle \mathbf{m} \rangle$ is uniquely determined by $b_3[\mathbf{m}]$, in other words there is a linear map $\mu : \text{Ran } b_3 \rightarrow \mathbb{R}^3$ such that $\mu(b_3[\mathbf{m}]) = \langle \mathbf{m} \rangle$ for $\mathbf{m} \in L^2(S, \mathbb{R}^3)$. This map, however, is not continuous. Otherwise indeed, it would have a continuous extension $L^2(Q) \rightarrow \mathbb{R}^3$ by the Hahn-Banach theorem and thus, to each $i \in \{1, 2, 3\}$, there would exist $\phi_i \in L^2(Q)$ such that the quantity

$$\begin{aligned} \langle b_3[\mathbf{m}], \phi_i \rangle_{L^2(Q)} - \langle m_i \rangle &= \langle b_3[\mathbf{m}], \phi_i \rangle_{L^2(Q)} - \langle \mathbf{m}, \mathbf{e}_i \rangle_{L^2(S, \mathbb{R}^3)} \\ &= \langle \mathbf{m}, b_3^*[\phi_i] - \mathbf{e}_i \rangle_{L^2(S, \mathbb{R}^3)} \end{aligned} \quad (13)$$

vanishes for all $\mathbf{m} \in L^2(S, \mathbb{R}^3)$. But the last term in (13) cannot vanish for all \mathbf{m} unless $\mathbf{e}_i = b_3^*(\phi_i)$, which is impossible because $\mathbf{e}_i \notin \text{Ran } b_3^*$ by [5, Lem. 7, (iii)].

On the one hand, unboundedness of μ entails that the moment recovery problem knowing $b_3[\mathbf{m}]$ is ill-posed, in that small variations of $b_3[\mathbf{m}]$ in the $L^2(Q)$ -metric may result in large variations of $\langle \mathbf{m} \rangle$. On the other hand, the fact that $\mathbf{e}_i \in \mathcal{D}_S^\perp = \overline{\text{Ran } b_3^*}$ implies that to each $\varepsilon > 0$ there is $\phi_{i,\varepsilon} \in L^2(Q)$ such that $\|b_3^*[\phi_{i,\varepsilon}] - \mathbf{e}_i\|_{L^2(S, \mathbb{R}^3)} \leq \varepsilon$. Then, computing as in (13), we get that

$$\left| \langle b_3[\mathbf{m}], \phi_{i,\varepsilon} \rangle_{L^2(Q)} - \langle m_i \rangle \right| = \left| \langle \mathbf{m}, b_3^*[\phi_{i,\varepsilon}] - \mathbf{e}_i \rangle_{L^2(S, \mathbb{R}^3)} \right| \leq \varepsilon \|\mathbf{m}\|_{L^2(S, \mathbb{R}^3)}. \quad (14)$$

Equation (14) shows we can estimate $\langle \mathbf{m} \rangle$ with arbitrary relative precision, at least in principle, by taking the scalar product of the data $b_3[\mathbf{m}]$ with some appropriate estimator $\phi_{i,\varepsilon}$. However we necessarily have that $\|\phi_{i,\varepsilon}\|_{L^2(Q)} \rightarrow +\infty$ when $\varepsilon \rightarrow 0$, otherwise taking a weakly convergent subsequence would imply in the limit that $\mathbf{e}_i \in \text{Ran } b_3^*$, a contradiction. Thus, when making ε small in order to improve accuracy of the estimate $\langle b_3[\mathbf{m}], \phi_{i,\varepsilon} \rangle_{L^2(Q)}$ for $\langle m_i \rangle$, we tend to increase the norm of the estimator $\phi_{i,\varepsilon}$ which in turn amplifies the effect of measurement errors when computing the estimate. This is a familiar situation with inverse problems, which calls for a regularization technique to find a trade off between accuracy of the estimate and precision in the computation; this trade

off stands analog, in a deterministic context, to the classical compromise between bias and variance from stochastic identification.

The regularization method we will use is somewhat dual to the Tychonov-type. Yet, instead of bounding the norm of the unknown magnetization, \mathbf{m} , we will control the $W_0^{1,2}(Q)$ -norm of the estimator. The reason for this choice is threefold. First, it makes sense to keep the norm of the derivative of the estimator at a low level to prevent oscillations, since the latter may spoil the evaluation of the net moment from pointwise values of $b_3^*[\mathbf{m}]$. Second, designing the estimator so as to vanish on the boundary ∂Q puts smaller weight on the values of the field close to ∂Q , which have poor signal/noise ratio because of its rapid decay when the distance to the sample increases. Last but not least, constraining the $W_0^{1,2}(Q)$ -norm of the estimator makes for a relatively simple approximation problem to solve, with a critical point equation of elliptic type showing interesting regularity properties.

Hereafter we fix $\mathbf{e} \in \overline{\text{Ran } b_3^*} \subset L^2(S, \mathbb{R}^3)$. In connection with net moment estimation, \mathbf{e} can be any of the \mathbf{e}_i for $i \in \{1, 2, 3\}$ and then we are in the generic case where $\mathbf{e} \notin \text{Ran } b_3^*$, but perspective will be gained if we discuss the more general case. First, observe in view of (12) that

$$\inf_{\phi \in W_0^{1,2}(Q)} \|b_3^*[\phi] - \mathbf{e}\|_{L^2(S, \mathbb{R}^3)} = 0.$$

Second, whenever $\phi_n \in W_0^{1,2}(Q)$ is such that $\|b_3^*[\phi_n] - \mathbf{e}\|_{L^2(S, \mathbb{R}^3)} \rightarrow 0$ as $n \rightarrow \infty$, then either $\mathbf{e} \in b_3^*[W_0^{1,2}(Q)]$ or $\|\nabla \phi_n\|_{L^2(Q, \mathbb{R}^2)} \rightarrow \infty$. For if $\|\nabla \phi_n\|_{L^2(Q, \mathbb{R}^2)}$ is bounded, extracting a subsequence converging weakly to some $\phi \in W_0^{1,2}(Q)$ and using that the restriction map $b_3^* : W_0^{1,2}(Q) \rightarrow L^2(S, \mathbb{R}^3)$ is *a fortiori* continuous, by the Sobolev-Poincaré inequality (2), gives us in the limit that $\mathbf{e} = b_3^*(\phi)$.

To recap, we see from (12) that the quantity

$$\left| \langle b_3[\mathbf{m}], \phi \rangle_{L^2(Q)} - \langle \mathbf{m}, \mathbf{e}_i \rangle_{L^2(S, \mathbb{R}^3)} \right| \leq \|b_3^*[\phi] - \mathbf{e}_i\|_{L^2(S, \mathbb{R}^3)} \|\mathbf{m}\|_{L^2(S, \mathbb{R}^3)} \quad (15)$$

can be made arbitrarily small for appropriate ϕ , but if $\mathbf{e} \notin b_3^*[W_0^{1,2}(Q)]$ this is at the cost of letting $\|\nabla \phi\|_{L^2(Q, \mathbb{R}^2)}$ grow unbounded. In practice, one really measures $b_3[\mathbf{m}] + n$ where n is some noise (deterministic or stochastic) and thus, we compute $\langle b_3[\mathbf{m}] + n, \phi \rangle_{L^2(Q)}$ rather than $\langle b_3[\mathbf{m}], \phi \rangle_{L^2(Q)}$. If the noise is treated in a deterministic fashion, a relevant estimate is not (15) but

$$\begin{aligned} & \left| \langle b_3[\mathbf{m}] + n, \phi \rangle_{L^2(Q)} - \langle \mathbf{m}, \mathbf{e}_i \rangle_{L^2(S, \mathbb{R}^3)} \right| \\ & \leq \|b_3^*[\phi] - \mathbf{e}_i\|_{L^2(S, \mathbb{R}^3)} \|\mathbf{m}\|_{L^2(S, \mathbb{R}^3)} + \|n\|_{L^2(Q)} \|\phi\|_{L^2(Q)}. \end{aligned}$$

So, given *a priori* bounds on $\|\mathbf{m}\|_{L^2(S, \mathbb{R}^3)}$ and $\|n\|_{L^2(S)}$, minimizing the worst case error means to minimize the sum of the two terms in the last inequality above. The solution to the extremal problem studied in the forthcoming sections offers a tool to trade off between them.

3 A bounded extremal problem

We consider the following bounded extremal problem (BEP for short):

Given $\mathbf{e} \in \overline{\text{Ran } b_3^*} \subset L^2(S, \mathbb{R}^3)$ and a real number $M > 0$,
 BEP: find $\phi_{\text{opt}} \in W_0^{1,2}(Q)$ with $\|\nabla \phi_{\text{opt}}\|_{L^2(Q, \mathbb{R}^2)} \leq M$ such that

$$\min_{\phi \in W_0^{1,2}(Q), \|\nabla \phi\|_{L^2(Q, \mathbb{R}^2)} \leq M} \|b_3^*[\phi] - \mathbf{e}\|_{L^2(S, \mathbb{R}^3)} = \|b_3^*[\phi_{\text{opt}}] - \mathbf{e}\|_{L^2(S, \mathbb{R}^3)}.$$

3.1 Well posedness

Proposition 1 *There exists a unique solution ϕ_{opt} to BEP; if $\mathbf{e} \notin b_3^*[W_0^{1,2}(Q)]$, the constraint is saturated: $\|\nabla \phi_{\text{opt}}\|_{L^2(Q, \mathbb{R}^2)} = M$.*

Proof: Since $\|\nabla \phi\|_{L^2(Q, \mathbb{R}^2)}$ is a norm equivalent to $\|\phi\|_{W_0^{1,2}(Q)}$ on $W_0^{1,2}(Q)$ by (3), the convex set

$$\{\phi \in W_0^{1,2}(Q), \|\nabla \phi\|_{L^2(Q, \mathbb{R}^2)} \leq M\}$$

is weakly compact in the Hilbert space $W_0^{1,2}(Q)$. Then, since $b_3^* : W_0^{1,2}(Q) \rightarrow L^2(S, \mathbb{R}^3)$ is continuous hence also weakly continuous [8, Thm 3.10], the set of approximants

$$\mathcal{C} = b_3^*[\{\phi \in W_0^{1,2}(Q), \|\nabla \phi\|_{L^2(Q, \mathbb{R}^2)} \leq M\}] \quad (16)$$

is weakly compact in $L^2(S, \mathbb{R}^3)$. In particular it is weakly closed, and *a fortiori* it is closed in the norm topology. This implies there exists a unique best approximation to \mathbf{e} from the closed convex set \mathcal{C} , that can be written $b_3^*[\phi_{\text{opt}}]$ for some $\phi_{\text{opt}} \in W_0^{1,2}(Q)$ which is unique because b_3^* is injective. This ensures both existence and uniqueness of the solution ϕ_{opt} to BEP.

Next, assume that $\|\nabla \phi_{\text{opt}}\|_{L^2(Q, \mathbb{R}^2)} < M$. In this case, the minimum value of the criterion is achieved at ϕ_{opt} which lies interior to the approximation set. We then get by differentiating $\|b_3^*[\phi] - \mathbf{e}\|_{L^2(S, \mathbb{R}^3)}^2$ with respect to $\phi \in W_0^{1,2}(Q)$ at ϕ_{opt} that

$$\begin{aligned} \langle b_3^*[\phi_{\text{opt}}] - \mathbf{e}, b_3^*[\delta_\phi] \rangle_{L^2(S, \mathbb{R}^3)} &= \langle b_3 b_3^*[\phi_{\text{opt}}] - b_3[\mathbf{e}], \delta_\phi \rangle_{L^2(Q)} \\ &= 0, \quad \forall \delta_\phi \in W_0^{1,2}(Q). \end{aligned} \quad (17)$$

Hence $b_3 b_3^*[\phi_{\text{opt}}] - b_3[\mathbf{e}]$ is orthogonal to $W_0^{1,2}(Q)$ in $L^2(Q)$, so by the density of $W_0^{1,2}(Q)$ in $L^2(Q)$ we must have that $b_3 b_3^*[\phi_{\text{opt}}] - b_3[\mathbf{e}] = 0$. Thus, $b_3^*[\phi_{\text{opt}}] - \mathbf{e}$ belongs to $\mathcal{D}_S = \text{Ker } b_3$. However, both $b_3^*[\phi_{\text{opt}}]$ and \mathbf{e} belong to \mathcal{D}_S^\perp , see (12), thus $b_3^*[\phi_{\text{opt}}] - \mathbf{e} = 0$ and consequently $\mathbf{e} = b_3^*[\phi_{\text{opt}}] \in b_3^*[W_0^{1,2}(Q)]$. This contradicts the assumption on \mathbf{e} , thereby achieving the proof. \square

Remark 1 *The above proof shows that the constraint is saturated even if $\mathbf{e} = b_3^*[\phi]$ for some $\phi \in W_0^{1,2}(Q)$, provided that $\|\nabla \phi\|_{L^2(Q, \mathbb{R}^2)} \geq M$.*

Remark 2 *It follows from the compactness of $b_3^* : W_0^{1,2}(Q) \rightarrow L^2(S, \mathbb{R}^3)$ that the set \mathcal{C} defined in (16) is not just closed but actually compact in $L^2(S, \mathbb{R}^3)$. This furnishes another proof of the existence of ϕ_{opt} , independent of convexity, which can be useful to deal with additional, possibly non-convex constraints in BEP. However, we do not consider such generalizations here.*

3.2 The critical point equation

Let ϕ_{opt} be the solution to BEP whose existence and uniqueness was proven in the previous section. Being the projection of \mathbf{e} onto the closed convex set $\mathcal{C} \subset L^2(S, \mathbb{R}^3)$, the vector field $b_3^*[\phi_{\text{opt}}]$ is characterized by the variational inequality [8, Thm 5.2]:

$$\langle \mathbf{e} - b_3^*[\phi_{\text{opt}}], b_3^*[\phi] - b_3^*[\phi_{\text{opt}}] \rangle_{L^2(S, \mathbb{R}^3)} \leq 0, \quad \forall \phi \in W_0^{1,2}(Q), \quad \|\nabla \phi\|_{L^2(Q, \mathbb{R}^2)} \leq M. \quad (18)$$

As we deal here with smooth constrained optimization, we can derive a more specific critical point equation (in short: CPE) to characterize ϕ_{opt} . The CPE can be used to design numerical algorithms, and it also shows that ϕ_{opt} is pointwise more regular than should *a priori* be expected from a $W_0^{1,2}(Q)$ -function, namely it is Hölder continuous of exponent $1/2$. This substantiates a previous claim that constraining the derivative has a smoothing effect on our net moment estimator.

Proposition 2 *Let $\mathbf{e} \in \overline{\text{Ran } b_3^*} \setminus b_3^*[W_0^{1,2}(Q)] \subset L^2(S, \mathbb{R}^3)$ and $M > 0$.*

i) A function $\phi_{\text{opt}} \in W_0^{1,2}(Q)$ is the solution to BEP iff $\|\nabla \phi_{\text{opt}}\|_{L^2(Q, \mathbb{R}^2)} = M$ and there exists $\lambda > 0$ such that the following critical point equation holds, in the distributional sense on Q :

$$b_3 b_3^*[\phi_{\text{opt}}] - \lambda \Delta \phi_{\text{opt}} = b_3[\mathbf{e}]. \quad (19)$$

ii) The function ϕ_{opt} lies in $C^\infty(Q)$, and in the fractional Sobolev space $W^{3/2,2}(Q)$, as well as in $C^{1/2}(\overline{Q})$.

Proof: If we let $B : W_0^{1,2}(Q) \rightarrow L^2(Q, \mathbb{R}^2)$ be defined as $B(\phi) = \nabla \phi$, then ϕ_{opt} minimizes over $\phi \in W_0^{1,2}(Q)$ the quantity $\|b_3^*[\phi] - \mathbf{e}\|_{L^2(S, \mathbb{R}^3)}$ subject to $\|B(\phi)\|_{L^2(Q, \mathbb{R}^2)} \leq M$. Now, *i)* follows from [9, Thm 2.1] if we identify $BB^*(\phi)$ with the distribution $-\Delta \phi$, which is possible since $C_0^\infty(Q)$ is dense in $W_0^{1,2}(Q)$. It is also instructive to establish (19) directly, using differentiation. For this, let $\mathcal{M} \subset W_0^{1,2}(Q)$ be the smooth hypersurface comprised of those ϕ such that $\|\nabla \phi\|_{L^2(Q, \mathbb{R}^2)} = M$. The tangent space $T\mathcal{M}_\phi$ to \mathcal{M} at ϕ is the kernel of the linear form on $W_0^{1,2}(Q)$ given by $\psi \mapsto \langle \nabla \phi, \nabla \psi \rangle_{L^2(Q, \mathbb{R}^2)}$. From Proposition 1 we know that $\phi_{\text{opt}} \in \mathcal{M}$ and, by optimality of ϕ_{opt} , the derivative of $\phi \mapsto \|b_3^*[\phi] - \mathbf{e}\|_{L^2(S, \mathbb{R}^3)}^2$ at ϕ_{opt} must vanish on $T\mathcal{M}_{\phi_{\text{opt}}}$. Differentiating as we did in the proof of Proposition 1 and expressing that two linear forms with the same kernel must be proportional, we deduce there exists $\lambda \in \mathbb{R}$ such that, for every $\psi \in W_0^{1,2}(Q)$,

$$\langle b_3^*[\phi_{\text{opt}}] - \mathbf{e}, b_3^*[\psi] \rangle_{L^2(S, \mathbb{R}^3)} + \lambda \langle \nabla \phi_{\text{opt}}, \nabla \psi \rangle_{L^2(Q, \mathbb{R}^2)} = 0. \quad (20)$$

Clearly we get an equivalent equation upon restricting ψ in (20) to range over $C_0^\infty(Q)$, by density of the latter in $W_0^{1,2}(Q)$. Thus, by the Green formula for Sobolev functions, we find that (20) is equivalent to

$$\langle b_3 b_3^*[\phi_{\text{opt}}] - b_3[\mathbf{e}], \psi \rangle_{L^2(Q)} - \lambda \langle \Delta \phi_{\text{opt}}, \psi \rangle_{L^2(Q)} = 0, \quad \forall \psi \in C_0^\infty(Q),$$

which means precisely that (19) holds in the distributional sense. To see that $\lambda > 0$, substitute $\psi = \phi_{\text{opt}}$ in (20) to obtain:

$$\langle b_3^*[\phi_{\text{opt}}] - \mathbf{e}, b_3^*[\phi_{\text{opt}}] \rangle_{L^2(S, \mathbb{R}^3)} = -\lambda \|\nabla \phi_{\text{opt}}\|_{L^2(Q, \mathbb{R}^2)}^2 = -\lambda M^2, \quad (21)$$

and observe from (18), with $\phi = 0$, that the above quantity is non-positive hence $\lambda \geq 0$. Moreover $\lambda \neq 0$, otherwise (20) would imply that (17) is satisfied and then, arguing as in the proof of Proposition 1, it would entail that $e \in b_3^* [W_0^{1,2}(Q)]$, a contradiction.

Conversely, assume that $\|\nabla \phi_{\text{opt}}\|_{L^2(Q, \mathbb{R}^2)} = M$ and that (19) holds for some $\lambda > 0$. Then Equation (20) holds as well, and so does Equation (21) which is a special case of (20). Subtracting (21) from (20), we get that, $\forall \psi \in W_0^{1,2}(Q)$,

$$\langle b_3^* [\phi_{\text{opt}}] - e, b_3^* [\psi] - b_3^* [\phi_{\text{opt}}] \rangle_{L^2(S, \mathbb{R}^3)} = -\lambda \left(\langle \nabla \phi_{\text{opt}}, \nabla \psi \rangle_{L^2(Q, \mathbb{R}^2)} - M^2 \right),$$

and by the Cauchy-Schwarz inequality we find that (18) holds when $\|\nabla \psi\|_{L^2(Q, \mathbb{R}^2)} \leq M$. Hence ϕ_{opt} is indeed the solution to BEP, thereby proving *i*).

As to point *ii*), let $\alpha = (\alpha_1, \alpha_2)$ be a multi-index and set ∂^α to mean $\partial_{x_1}^{\alpha_1} \partial_{x_2}^{\alpha_2}$. Since distributional derivatives commute, we see from (19) that $h := \Delta \partial^\alpha \phi_{\text{opt}}$ *a fortiori* belongs to $L^2(Q)$ because elements of the range of b_3 are restrictions to \overline{Q} of real analytic functions on \mathbb{R}^2 . Now, if we let $p(z) = -\int_Q \log |z - t| h(t) dt$ be the logarithmic potential of $\chi_Q h$, we have that $\Delta p = \chi_Q h$ and it is a standard consequence of the Calderón-Zygmund theory that $p \in W^{2,2}(\mathbb{R}^2)$ [2, Thm 4.5.3]. Then, $\partial^\alpha \phi_{\text{opt}} - p$ is harmonic hence real analytic in Q , implying that the restriction of $\partial^\alpha \phi_{\text{opt}}$ to any relatively compact disk D in Q lies in $W^{2,2}(D)$. Since α was arbitrary and $W^{2,2}(D)$ consists of continuous functions on D by the Sobolev embedding theorem [12, Ch. 4], we get that $\phi_{\text{opt}} \in C^\infty(Q)$.

Finally, as $\phi_{\text{opt}} \in W_0^{1,2}(Q)$ by definition, it has zero trace on the boundary of the bounded and Lipschitz-smooth domain Q , and since $\Delta \phi_{\text{opt}} \in L^2(Q)$ it follows from [16, Thm B, 2.] that ϕ_{opt} belong to $W^{3/2,2}(Q)$. By the fractional version of the Sobolev embedding theorem, it follows that $\phi_{\text{opt}} \in W^{1,4}(Q)$ and consequently, by the standard Sobolev embedding theorem, it holds that $\phi_{\text{opt}} \in C^{1/2}(\overline{Q})$. \square

Remark 3 *The restriction to exponent 3/2 made in point ii) on the Sobolev smoothness of ϕ_{opt} is due to singularities that may occur on the Lipschitz boundary ∂Q . For instance if ∂Q is C^∞ -smooth, then by elliptic regularity theory we get that ϕ_{opt} is C^∞ -smooth on \overline{Q} , for $\Delta \phi_{\text{opt}}$ is real analytic there and ϕ_{opt} vanishes on ∂Q , see [21].*

We mention in passing that another application of [9, Thm 2.1] to the solution of extremal problems for harmonic gradients may be found in [3, Prop. 4].

4 Analysis of the CPE and resolution schemes

4.1 Dependence on the constraint and the Lagrange parameter

The easiest way to make use of (19) is to pick $\lambda > 0$ and to solve for ϕ_{opt} . This can be done in several manners, two of which will be discussed in this section. However, we no longer have control on the level of constraint $M = \|\nabla \phi_{\text{opt}}\|_{L^2(Q, \mathbb{R}^2)}$ when doing this. This is why we need to know more about the behavior of ϕ_{opt} and M as functions of λ . Hereafter, we use $\phi_{\text{opt}}(\lambda)$ and $M(\lambda) = \|\nabla \phi_{\text{opt}}(\lambda)\|_{L^2(Q, \mathbb{R}^2)}$ when we want to make the dependence on λ explicit.

Lemma 1 *Let the assumptions be as in Proposition 2. In (19), the following three statements are equivalent:*

- i) the level of constraint $M(\lambda)$ tends to $+\infty$;*
- ii) the criterion $\|b_3^*[\phi_{\text{opt}}(\lambda)] - \mathbf{e}\|_{L^2(S, \mathbb{R}^3)}$ tends to 0;*
- iii) the Lagrange parameter λ tends to 0.*

Moreover, $M(\lambda)$ is strictly decreasing as a function of λ , and $M(\lambda) \rightarrow 0$ when $\lambda \rightarrow +\infty$. Both $\phi_{\text{opt}}(\lambda)$ and $M(\lambda)$ are C^∞ -smooth functions of $\lambda \in (0, +\infty)$, with values in $W_0^{1,2}(Q)$ and \mathbb{R}^+ respectively.

As an illustration, let us mention that the curves obtained numerically in Section 5 and shown in Figures 2 and 3 provide a good overview of the properties listed in the lemma. *Proof:*

i) \Rightarrow ii): Assume that $M \rightarrow +\infty$. Since $\mathbf{e} \in \overline{b_3^*[W_0^{1,2}(Q)]}$, the minimizing property of ϕ_{opt} ensures that $\|b_3^*[\phi_{\text{opt}}] - \mathbf{e}\|_{L^2(S, \mathbb{R}^3)} \rightarrow 0$.

ii) \Rightarrow iii): if $\|b_3^*[\phi_{\text{opt}}] - \mathbf{e}\|_{L^2(S, \mathbb{R}^3)} \rightarrow 0$, $\|\phi_{\text{opt}}\|_{L^2(Q)}$ cannot become small since $\mathbf{e} \neq 0$ and b_3^* is continuous. Now, observe that

$$\|\Delta\phi_{\text{opt}}\|_{L^2(Q)} \|\phi_{\text{opt}}\|_{L^2(Q)} \geq |\langle \Delta\phi_{\text{opt}}, \phi_{\text{opt}} \rangle_{L^2(Q)}| = M^2 \geq \frac{1}{C^2} \|\phi_{\text{opt}}\|_{L^2(Q)}^2$$

by the Cauchy-Schwarz inequality, the Green formula and the Poincaré-Sobolev inequality. Therefore, $\|\Delta\phi_{\text{opt}}\|_{L^2(Q)}$ cannot become small either. Because (19) implies that

$$\lambda \|\Delta\phi_{\text{opt}}\|_{L^2(Q)} = \|b_3^*[\phi_{\text{opt}}] - \mathbf{e}\|_{L^2(Q)} \leq \|b_3\| \|b_3^*[\phi_{\text{opt}}] - \mathbf{e}\|_{L^2(S, \mathbb{R}^3)}$$

it necessarily holds that $\lambda \rightarrow 0$.

iii) \Rightarrow i): assume that $\lambda \rightarrow 0$ but nevertheless $M = \|\nabla \phi_{\text{opt}}\|_{L^2(Q, \mathbb{R}^2)} \not\rightarrow \infty$. Then, there exists a sequence $\lambda_k \rightarrow 0$ for which $M(\lambda_k)$ is bounded, and we see from Equation (20) that

$$\left| \langle b_3^*[\phi_{\text{opt}}(\lambda_k)] - \mathbf{e}, b_3^*[\psi] \rangle_{L^2(S, \mathbb{R}^3)} \right| \rightarrow 0, \quad \forall \psi \in W_0^{1,2}(Q).$$

This implies that $b_3^*[\phi_{\text{opt}}(\lambda_k)]$ converges weakly to \mathbf{e} in $L^2(S, \mathbb{R}^3)$: indeed, consider $\Gamma \in L^2(S, \mathbb{R}^3)$ and an arbitrary $\varepsilon > 0$; we decompose Γ as $\Gamma = \Gamma_{\parallel} + \Gamma_{\perp}$ where $\Gamma_{\parallel} \in \mathcal{D}_S$ and $\Gamma_{\perp} \in \mathcal{D}_S^{\perp}$. Since $b_3^*[W_0^{1,2}(Q)]$ is dense in $\mathcal{D}_S^{\perp} = \overline{\text{Ran } b_3^*}$ by (12), there exists $\psi \in W_0^{1,2}(Q)$ such that $\|b_3^*[\psi] - \Gamma_{\perp}\|_{L^2(S, \mathbb{R}^3)} \leq \varepsilon/\|\mathbf{e}\|_{L^2(S, \mathbb{R}^3)}$ and hence:

$$\begin{aligned} |\langle b_3^*[\phi_{\text{opt}}(\lambda_k)] - \mathbf{e}, \Gamma \rangle_{L^2(S, \mathbb{R}^3)}| &\leq |\langle b_3^*[\phi_{\text{opt}}(\lambda_k)] - \mathbf{e}, \Gamma_{\perp} - b_3^*[\psi] \rangle_{L^2(S, \mathbb{R}^3)}| \\ &\quad + |\langle b_3^*[\phi_{\text{opt}}(\lambda_k)] - \mathbf{e}, \Gamma_{\parallel} \rangle_{L^2(S, \mathbb{R}^3)}| \\ &\quad + |\langle b_3^*[\phi_{\text{opt}}(\lambda_k)] - \mathbf{e}, b_3^*[\psi] \rangle_{L^2(S, \mathbb{R}^3)}| \\ &\leq \varepsilon + |\langle b_3^*[\phi_{\text{opt}}(\lambda_k)] - \mathbf{e}, b_3^*[\psi] \rangle_{L^2(S, \mathbb{R}^3)}|, \end{aligned}$$

where we applied that $\|b_3^*[\phi_{\text{opt}}] - \mathbf{e}\|_{L^2(S, \mathbb{R}^3)} \leq \|\mathbf{e}\|_{L^2(S, \mathbb{R}^3)}$ (because 0 is a candidate approximant) together with the Cauchy-Schwarz inequality to bound the first term, and we used the fact that $b_3^*[\phi_{\text{opt}}] - \mathbf{e}$ belongs to \mathcal{D}_S^{\perp} (cf. proof of Proposition 1), hence is

orthogonal to Γ_{\parallel} so that the second summand in the middle term of the inequality is zero. Finally, for k large enough (depending only on Γ and ε), the last term is smaller than ε , which proves the announced weak convergence.

Now, rearranging (21) as

$$\|b_3^* [\phi_{\text{opt}}(\lambda_k)] - \mathbf{e}\|_{L^2(S, \mathbb{R}^3)}^2 = -\langle b_3^* [\phi_{\text{opt}}(\lambda_k)] - \mathbf{e}, \mathbf{e} \rangle_{L^2(S, \mathbb{R}^3)} - \lambda_k M^2(\lambda_k),$$

we find since $\lambda_k M^2(\lambda_k) \rightarrow 0$ by assumption and $\langle b_3^* [\phi_{\text{opt}}(\lambda_k)] - \mathbf{e}, \mathbf{e} \rangle_{L^2(S, \mathbb{R}^3)} \rightarrow 0$ by the weak convergence just proven that $\|b_3^* [\phi_{\text{opt}}(\lambda_k)] - \mathbf{e}\|_{L^2(S, \mathbb{R}^3)} \rightarrow 0$. But $\mathbf{e} \notin b_3^* [W_0^{1,2}(Q)]$ by hypothesis, therefore this limiting relation implies that $M(\lambda_k) \rightarrow +\infty$, as indicated at the end of Section 2.3. This contradiction achieves the proof of the first assertion.

To prove that $\lambda \mapsto \phi_{\text{opt}}(\lambda)$ is smooth, we introduce the operator $T : L^2(Q) \rightarrow W_0^{1,2}(Q)$ that maps $\psi \in L^2(Q)$ to the solution $u \in W_0^{1,2}(Q)$ of the distributional equation $\Delta u = \psi$. To see that T is well-defined, let us introduce the bilinear form a_0 defined for $u, v \in W_0^{1,2}(Q)$ by $a_0(u, v) = \langle \nabla u, \nabla v \rangle_{L^2(Q, \mathbb{R}^2)}$. By density of $W_0^{1,2}(Q)$ in $L^2(Q)$, the equation $\Delta u = \psi$ holds if and only if $\langle \Delta u, v \rangle_{L^2(Q)} = \langle \psi, v \rangle_{L^2(Q)}$ for all $v \in W_0^{1,2}(Q)$, which is equivalent (thanks to the Green formula) to $a_0(u, v) = \langle -\psi, v \rangle_{L^2(Q)}$. Now, the form a_0 is continuous and coercive by Equation (3), therefore the Lax-Milgram theorem (cf. [8, Cor. 5.8]) ensures the existence and uniqueness of a solution $T(\psi) := u \in W_0^{1,2}(Q)$. Notice, using successively the Cauchy-Schwarz inequality and Equation (2), that

$$\begin{aligned} \|\nabla u\|_{L^2(Q, \mathbb{R}^2)}^2 &= |a_0(u, u)| = |\langle -\psi, u \rangle_{L^2(Q)}| \leq \|\psi\|_{L^2(Q)} \|u\|_{L^2(Q)} \\ &\leq C \|\psi\|_{L^2(Q)} \|\nabla u\|_{L^2(Q, \mathbb{R}^2)}, \end{aligned}$$

whence $\|\nabla u\|_{L^2(Q, \mathbb{R}^2)} \leq C \|\psi\|_{L^2(Q)}$. By Equation (3) we see that $\|T(\psi)\|_{W^{1,2}(Q)} = \|u\|_{W^{1,2}(Q)}$ is bounded by $C \sqrt{C^2 + 1} \|\psi\|_{L^2(Q)}$, which shows that T is indeed continuous from $L^2(Q)$ to $W_0^{1,2}(Q)$.

More in fact is true, as hinted at in the proof of Proposition 2, namely T maps continuously $L^2(Q)$ into $W_0^{3/2,2}(Q) \subset W_0^{1,2}(Q)$. This is really the meaning of [16, Thm B, 2.], which says in our notation: “if $\psi \in L^2(\Omega)$, then $u \in W^{3/2,2}(\Omega)$ ”. Still, it seems difficult to reference an explicit statement, or even a formal argument. As explained in [16, p. 165], and also in the proof of Proposition 2, point *ii*), the logarithmic potential p of $\chi_Q \psi$ satisfies $\Delta p = \psi$ in Ω and meets an estimate of the form $\|p\|_{W^{2,2}(\Omega)} \leq c \|\psi\|_{L^2(Q)}$, but its trace on the boundary $\partial\Omega$ is not zero. Hence, u is obtained by subtracting from p a harmonic function in $W^{1,2}(\Omega)$ whose trace is the same as the trace of p . The latter is easily checked to lie in $W^{1,2}(\partial\Omega)$ (defining Sobolev spaces on Lipschitz manifolds is possible because Lipschitz changes of variable preserve Euclidean Sobolev spaces, cf. [26, Thm 2.2.2]), therefore one is left to prove that a harmonic function $u \in W^{1,2}(\Omega)$ with trace $\theta \in W^{1,2}(\partial\Omega)$ satisfies $\|u\|_{W^{3/2,2}(\Omega)} \leq c' \|\theta\|_{W^{1,2}(\partial\Omega)}$ when Ω is Lipschitz smooth. This may be seen by combining the estimate [11, Eq. (1.1)], putting $\Phi(x) = x^2$ therein and integrating on $\partial\Omega$, with [16, Thm 4.1] which gives an equivalent quantity for the $W^{3/2,2}(\Omega)$ -norm of a harmonic function. This last reference assumes the dimension is at least 3, but the planar case (which is our concern here) may be treated in the same way. The result we need is also explicitly stated and formally proved in [4, Prop. 5.2], which deals exclusively with dimension 2 (but more general equations). To sum up, T is not just continuous but also compact $L^2(Q) \rightarrow W_0^{1,2}(Q)$, by compactness of the embedding $W_0^{3/2,2}(Q) \rightarrow W_0^{1,2}(Q)$, see [12, Thm 4.54].

We now turn to the proof that $\lambda \mapsto \phi_{\text{opt}}(\lambda)$ is smooth. To this end, we first rewrite (19) in the form $F(\lambda, \phi_{\text{opt}}) = 0$ with $F : \mathbb{R}^+ \times W_0^{1,2}(Q) \rightarrow W_0^{1,2}(Q)$ given by

$$F(\lambda, \phi) = \phi - \frac{T(b_3 b_3^*[\phi]) - T(b_3[e])}{\lambda}, \quad (22)$$

Differentiating (22) with respect to ϕ , which is possible since it is affine in ϕ , we get that $D_\phi F(\lambda, \phi) = I - T b_3 b_3^* / \lambda$, where I denotes the identity operator. Now, $T b_3 b_3^* : W_0^{1,2}(Q) \rightarrow W_0^{1,2}(Q)$ is the composition of four operators, namely the embedding $W_0^{1,2}(Q) \rightarrow L^2(Q)$, the operator b_3^* , the operator b_3 and the operator T . Therefore $T b_3 b_3^*$ is compact, for it is enough to reach the conclusion that one of these operators be compact, whereas all of them are! Being a compact perturbation of the identity, $D_\phi F(\lambda, \phi)$ will be invertible if only it is injective by a classical result of F. Riesz, see *e.g.* [25, Ch. XVII, Prop. 2.3]. It is indeed injective at every argument (λ, ϕ) (note that it does not depend on ϕ), for if $u \in W_0^{1,2}(Q)$ satisfies $T b_3 b_3^*[u] = \lambda u$ then we get from the Green formula, and since $\Delta u \in L^2(Q)$, that

$$-\|\nabla u\|_{L^2(Q, \mathbb{R}^2)}^2 = \langle \Delta u, u \rangle_{L^2(Q)} = \lambda^{-1} \langle b_3 b_3^*[u], u \rangle_{L^2(Q)} = \lambda^{-1} \|b_3^*[u]\|_{L^2(S, \mathbb{R}^3)}^2$$

which implies $\nabla u = 0$ since the first term is non-positive and the last one non-negative, hence also $u = 0$ by (2). In particular $D_\phi F(\lambda, \phi_{\text{opt}}(\lambda))$ is an isomorphism of $W_0^{1,2}(Q)$ for each $\lambda > 0$ and so, by the implicit function theorem in Banach spaces [19, Ch. XIV, Thm 2.1], we deduce that $\lambda \rightarrow \phi_{\text{opt}}(\lambda)$ is C^∞ -smooth on \mathbb{R}^+ since $F : \mathbb{R}^+ \times W_0^{1,2}(Q) \rightarrow W_0^{1,2}(Q)$ is obviously smooth. Specifically, $\phi_{\text{opt}}(\lambda)$ satisfies a linear non-autonomous differential equation whose dynamics operator is the resolvent of $T b_3 b_3^*$:

$$\frac{d\phi_{\text{opt}}}{d\lambda} = \frac{(\lambda I - T b_3 b_3^*)^{-1} T(b_3[e] - b_3 b_3^*[\phi_{\text{opt}}])}{\lambda} = -(\lambda I - T b_3 b_3^*)^{-1} \phi_{\text{opt}}, \quad (23)$$

where the first equality holds because $D_\lambda F(\lambda, \phi_{\text{opt}}(\lambda)) + D_\phi F(\lambda, \phi_{\text{opt}}(\lambda))(\frac{d\phi_{\text{opt}}(\lambda)}{d\lambda}) = 0$ and the second uses (19) and the fact that $T\Delta\phi_{\text{opt}} = \phi_{\text{opt}}$ since $\Delta\phi_{\text{opt}} \in L^2(Q)$.

Next, we observe that for $u \in W_0^{1,2}(Q)$ with $u \neq 0$, the Green formula and the fact that $\Delta T = I$ on $L^2(Q)$ together imply:

$$\begin{aligned} \langle \nabla(\lambda I - T b_3 b_3^*)u, \nabla u \rangle_{L^2(Q, \mathbb{R}^2)} &= \lambda \|\nabla u\|_{L^2(Q, \mathbb{R}^2)}^2 + \langle \Delta T b_3 b_3^*[u], u \rangle_{L^2(Q)} \\ &= \lambda \|\nabla u\|_{L^2(Q, \mathbb{R}^2)}^2 + \langle b_3 b_3^*[u], u \rangle_{L^2(Q)} \\ &= \lambda \|\nabla u\|_{L^2(Q, \mathbb{R}^2)}^2 + \langle b_3^*[u], b_3^*[u] \rangle_{L^2(Q, \mathbb{R}^3)} > 0, \end{aligned}$$

and setting $u = (\lambda I - T b_3 b_3^*)^{-1}v$ gives us

$$\langle \nabla(\lambda I - T b_3 b_3^*)^{-1}v, \nabla v \rangle_{L^2(Q, \mathbb{R}^2)} > 0, \quad \forall v \in W_0^{1,2}(Q), v \neq 0. \quad (24)$$

Now, the smoothness of the $W_0^{1,2}(Q)$ -valued function $\lambda \mapsto \phi_{\text{opt}}(\lambda)$ entails that $\lambda \mapsto \nabla\phi_{\text{opt}}(\lambda)$ is continuously differentiable with values in $L^2(Q, \mathbb{R}^2)$, and that $d(\nabla\phi_{\text{opt}})/d\lambda = \nabla(d\phi_{\text{opt}}/d\lambda)$. Thus, it follows from (23) and (24) that

$$\begin{aligned} \frac{dM^2}{d\lambda} &= \frac{d}{d\lambda} \langle \nabla\phi_{\text{opt}}, \nabla\phi_{\text{opt}} \rangle_{L^2(Q, \mathbb{R}^2)} \\ &= 2 \langle \nabla \frac{d}{d\lambda} \phi_{\text{opt}}, \nabla\phi_{\text{opt}} \rangle_{L^2(Q, \mathbb{R}^2)} \\ &= -2 \langle \nabla(\lambda I - T b_3 b_3^*)^{-1} \phi_{\text{opt}}, \nabla\phi_{\text{opt}} \rangle_{L^2(Q, \mathbb{R}^2)} < 0, \end{aligned}$$

thereby showing that $M^2(\lambda)$ is smooth and strictly decreasing as a function of λ . Obviously the same holds for $M(\lambda)$, since it is never zero by the first assumption and the continuity of $\lambda \mapsto M(\lambda)$. Finally, since $M(\lambda)$ remains bounded as $\lambda \rightarrow +\infty$ by the first assertion of the lemma (or the monotonicity just proven), it follows from (2) that $\|\phi_{\text{opt}}\|_{L^2(Q)}$ remains bounded as well. Then (19) entails that $\Delta\phi_{\text{opt}} \rightarrow 0$ in $L^2(Q)$ as $\lambda \rightarrow +\infty$. Applying the operator T now shows that $\phi_{\text{opt}}(\lambda) \rightarrow 0$ in $W_0^{1,2}(Q)$ when $\lambda \rightarrow +\infty$, hence $M(\lambda) \rightarrow 0$. \square

The monotonicity of $\lambda \mapsto M(\lambda)$ asserted in Lemma 1 provides us with a means to approximately solve BEP if we can compute $\phi_{\text{opt}}(\lambda)$, because we can use dichotomy on λ . Therefore we are reduced to estimate $\phi_{\text{opt}}(\lambda)$ numerically for fixed λ . It is natural to ask if the fairly explicit differential equation in (23) can be used for this purpose, however several issues arise in this connection. For instance the obvious boundary condition is $\phi_{\text{opt}}(\lambda) \rightarrow 0$ in $W_0^{1,2}(Q)$ when $\lambda \rightarrow +\infty$, but the dynamics is singular at infinity. Moreover, integrating backwards with respect to λ is unstable. In addition, the equation is infinite-dimensional and a natural basis in which to truncate ϕ_{opt} consists of eigenvectors of $Tb_3b_3^*$, which seem hardly accessible. In the forthcoming sections, we illustrate how the previous results can be used to derive a net moment estimator, but we rely on a direct approach based on numerical integration of (19).

4.2 Local moments

For S' an open set in \mathbb{R}^2 such that $\overline{S'} \subset S$, we define the local moment of the magnetization \mathbf{m} on S' to be $\langle \mathbf{m} \rangle_{S'} = \int_{S'} \mathbf{m}$. For magnetizations with a density like those considered in this paper (*i.e.* $\mathbf{m} \in L^2(S, \mathbb{R}^3)$ in our case), recovering the local moment on any disk $D(a, r)$ is tantamount to recovering \mathbf{m} because by Lebesgue's monotone convergence theorem $\langle \mathbf{m} \rangle_{D(a, r)} / (\pi r^2) \rightarrow \mathbf{m}(a)$ for a.e. $a \in S$ when $r \rightarrow 0$. Hence it is clear from the outset that local moments cannot be recovered from the field in general, otherwise it would contradict the existence of nonzero silent magnetizations. Still the situation is more nuanced than it seems, and worth a short discussion.

First, since vector fields in $L^2(S, \mathbb{R}^3)$ with vanishing horizontal component are orthogonal to \mathcal{D}_S , by (12), we may set $\mathbf{e} = (0, 0, \chi_{S'})^t \in \mathcal{D}_S^\perp$ in BEP and the results we obtained so far apply to any S' . Thus, the numerical procedures described in sections to come can be used in principle to estimate the local moments of the vertical component of \mathbf{m} . This is consistent with the fact that compactly supported silent magnetizations have null vertical component.

The situation for the vector fields $(\chi_{S'}, 0, 0)^t$ and $(0, \chi_{S'}, 0)^t$ is different, for they do not belong to \mathcal{D}_S^\perp . However, if V is an open neighborhood of $\overline{S'}$ such that $\overline{V} \subset S$, there exists a C^1 -smooth function φ on S which is identically 1 on $\overline{S'}$ and 0 on $S \setminus V$. Then, the functions $\psi_1(x_1, x_2) = \varphi(x_1, x_2)x_1$ and $\psi_2(x_1, x_2) = \varphi(x_1, x_2)x_2$ are supported in V and lie in $W_0^{1,2}(S)$, so the gradients $\nabla\psi_1, \nabla\psi_2$ do lie in \mathcal{D}_S^\perp and they coincide respectively with $(\chi_{S'}, 0, 0)^t$ and $(0, \chi_{S'}, 0)^t$ on S' . Now, if $\partial S'$ does not intersect the support of \mathbf{m} , by compactness of the latter we can pick V to contain no points of $\text{supp } \mathbf{m}$ except those contained in S' , and then $\int_S \nabla\psi_i \cdot \mathbf{m} = \langle m_i \rangle_{S'}$ for $i = 1, 2$. That is to say, if we know an open set S' with $\overline{S'} \subset S$ whose boundary does not intersect $\text{supp } \mathbf{m}$ (which means of course we have some *a priori* knowledge on \mathbf{m}), we can construct an estimator of the local moment $\langle \mathbf{m} \rangle_{S'}$.

In another connection, whereas $(\chi_{S'}, 0, 0)^t$ and $(0, \chi_{S'}, 0)^t$ do not belong to \mathcal{D}_S^\perp , their projections $\tilde{\mathbf{e}}_{1,S'}$ and $\tilde{\mathbf{e}}_{2,S'}$ onto that space in $L^2(S, \mathbb{R}^3)$ can be taken to be \mathbf{e} in BEP. Then, by (12) and the definition of the orthogonal projection, solving this BEP will provide us with an estimator of the local moment on S' of the magnetization of minimum $L^2(S, \mathbb{R}^3)$ -norm which produces the same field as \mathbf{m} . Note that $\tilde{\mathbf{e}}_{1,S'}$ and $\tilde{\mathbf{e}}_{2,S'}$ can be computed from the Hodge decomposition of $(\chi_{S'}, 0, 0)^t$ and $(0, \chi_{S'}, 0)^t$ by solving a Neumann problem, identical to the one set up in the proof of [5, Prop. 5].

Local moment estimation is a natural extension of our method and has important practical applications. However, a detailed analysis on this topic is outside the scope of this paper and will be addressed in a future work.

4.3 Solving procedures

Equation (19) has a unique solution $\phi_{\text{opt}} \in W_0^{1,2}(Q)$ given $\mathbf{e} \in L^2(S, \mathbb{R}^3)$ and $\lambda > 0$. Indeed, taking the scalar product with an arbitrary $\psi \in W_0^{1,2}(Q)$, we may use the Green formula to obtain the equivalent equation:

$$a_b(\psi, \phi_{\text{opt}}) = \langle \psi, b_3[\mathbf{e}] \rangle_{L^2(Q)}, \quad \forall \psi \in W_0^{1,2}(Q), \quad (25)$$

where the bilinear form a_b on $[W_0^{1,2}(Q)]^2$ is defined for $\phi, \psi \in W_0^{1,2}(Q)$ by:

$$a_b(\psi, \phi) = \langle b_3^*[\psi], b_3^*[\phi] \rangle_{L^2(S, \mathbb{R}^3)} + \lambda \langle \nabla \psi, \nabla \phi \rangle_{L^2(Q, \mathbb{R}^2)}.$$

Observing that

$$\begin{aligned} \lambda \|\nabla \phi\|_{L^2(Q, \mathbb{R}^2)}^2 &\leq \|b_3^*[\phi]\|_{L^2(S, \mathbb{R}^3)}^2 + \lambda \|\nabla \phi\|_{L^2(Q, \mathbb{R}^2)}^2 \\ &\leq b^2 \|\phi\|_{L^2(Q, \mathbb{R}^2)}^2 + \lambda \|\nabla \phi\|_{L^2(Q, \mathbb{R}^2)}^2, \end{aligned}$$

where b is the bound defined at Equation (10), we see that a_b is continuous and coercive:

$$c_b \|\phi\|_{W_0^{1,2}(Q)}^2 \leq a_b(\phi, \phi) \leq C_b \|\phi\|_{W_0^{1,2}(Q)}^2,$$

where we can take, *e.g.*, $c_b := \lambda/(C^2 + 1)$ and $C_b := \max(b^2, \lambda)$, with C the constant of the Sobolev-Poincaré inequality associated to Q (*cf.* Equation (2)). Therefore, appealing to the Lax-Milgram theorem [8, Cor. 5.8], Equation (25) admits a unique solution $\phi_{\text{opt}} \in W_0^{1,2}(Q)$. Under the additional assumption that $\mathbf{e} \in \overline{\text{Ran } b_3^*} \setminus b_3^*[W_0^{1,2}(Q)] \subset L^2(S, \mathbb{R}^3)$, Proposition 2 tells us that ϕ_{opt} coincides with the solution of BEP corresponding to the level of constraint $M = \|\nabla \phi_{\text{opt}}\|_{L^2(Q, \mathbb{R}^2)}$.

A standard approach to numerically solve equations like (25) is to estimate the solutions in weak form, in a space V of finite dimension. So, let $(\psi_i)_{i \in I}$ be a finite family of functions³ spanning a subspace $V = \text{Span}\{\psi_i, i \in I\}$ of $W_0^{1,2}(Q)$. Instead of Equation (25), we consider the restricted equation

$$a_b(\psi, \phi) = \langle \psi, b_3[\mathbf{e}] \rangle_{L^2(Q)}, \quad \forall \psi \in V, \quad (26)$$

³For instance, in our examples in Section 5 where we deal with square-shaped Q , we consider a mesh on Q with $P \times P$ points, where P is a parameter. The set I then corresponds to $\{(p, q) \in \mathbb{N}^2, 1 \leq p, q \leq P\}$, and the functions (ψ_i) are Q_1 finite elements (see Section 5 for details).

where the solution ϕ is searched in the space V : $\phi = \sum_{j \in I} \alpha_j \psi_j$ for some real-valued coefficients $(\alpha_j)_{j \in I}$. Considering Equation (26) with $\psi = \psi_i$ for every $i \in I$ then yields the system $\mathcal{A}\alpha = \left(\langle \psi_i, b_3[\mathbf{e}] \rangle_{L^2(S, \mathbb{R}^3)} \right)_{i \in I}$ where $\mathcal{A} = \mathcal{A}(\lambda)$ is the matrix with coefficients

$$\mathcal{A}_{i,j} = a_b(\psi_i, \psi_j), \quad i, j \in I. \quad (27)$$

Solving this system yields the coefficients of the solution $\phi \in V$ of Equation (26), which, by construction, is such that $a_b(\phi - \phi_{\text{opt}}, \psi) = 0$ for any $\psi \in V$. Letting ϕ_{\parallel} indicate the orthogonal projection of ϕ_{opt} onto V and $\phi_{\perp} = \phi_{\text{opt}} - \phi_{\parallel}$ indicate its orthogonal complement, we thus get

$$\begin{aligned} |a_b(\phi_{\text{opt}} - \phi, \phi_{\text{opt}} - \phi)| &= |a_b(\phi_{\text{opt}} - \phi, \phi_{\perp} + (\phi_{\parallel} - \phi))| \\ &= |a_b(\phi_{\text{opt}} - \phi, \phi_{\perp})| \\ &\leq |a_b(\phi_{\text{opt}} - \phi, \phi_{\text{opt}} - \phi)|^{1/2} |a_b(\phi_{\perp}, \phi_{\perp})|^{1/2}, \end{aligned}$$

where the inequality is obtained by Cauchy-Schwarz theorem applied to the positive form a_b . This reduces to $|a_b(\phi_{\text{opt}} - \phi, \phi_{\text{opt}} - \phi)|^{1/2} \leq |a_b(\phi_{\perp}, \phi_{\perp})|^{1/2}$, whence, with the coercivity of a_b :

$$\|\phi_{\text{opt}} - \phi\|_{W_0^{1,2}(Q)} \leq \sqrt{\frac{C_b}{c_b}} \|\phi_{\perp}\|_{W_0^{1,2}(Q)}.$$

Notice that all functions v in V satisfy $\|\phi_{\perp}\|_{W_0^{1,2}(Q)} \leq \|v - \phi_{\text{opt}}\|_{W_0^{1,2}(Q)}$ by Pythagorean theorem. This irreducible error is inherent in the choice of the finite dimensional space V for representing an approximate solution. Of course, one needs to ensure *a priori* that $\|\phi_{\perp}\|_{W_0^{1,2}(Q)}$ is small enough. Typically, the space V will be controlled by some parameter ε such that the distance of any given function to $V = V_{\varepsilon}$ tends to zero when $\varepsilon \rightarrow 0$. In our examples of Section 5, for instance, ε corresponds to the step size of the chosen mesh grid on Q .

In practice, the overall process is as follows. We fix a value $\varepsilon > 0$, so that the dimension of V_{ε} is large while keeping the computational burden acceptable. Since we do not know the value of the Lagrange parameter λ associated with our desired level of constraint M , we iterate the following procedure, starting with some initial value $\lambda = \lambda_0 > 0$: compute the coefficients $\alpha_j = \alpha_j(\lambda)$ for $j \in I$, together with the corresponding approximation ϕ to ϕ_{opt} , and the associated constraint level $\|\nabla \phi\|_{L^2(Q, \mathbb{R}^2)}$. If the latter is within a satisfactory range of M , we stop. Otherwise we bisect with respect to variable λ , according to the rule indicated by Lemma 1: increasing it when the constraint level is too high, and decreasing it otherwise.

If at some point monotonicity fails numerically, it means that the computations are inaccurate, *e.g.*, that ϕ_{opt} is still fairly far from V_{ε} (*i.e.*, $\|\phi_{\perp}\|_{W_0^{1,2}(Q)}$ is fairly large) and we should try a smaller value of ε .

The above-described procedure is simple and yields fairly good results on the synthetic examples reported in Section 5. However, the precision strongly depends on $\|\phi_{\perp}\|_{W_0^{1,2}(Q)}$ and the computational burden on $\dim(V_{\varepsilon})$. It is therefore important to pick a family (ψ_i) able to approximate ϕ_{opt} with as few elements as possible, in spite of its oscillatory behavior in certain regions that can be guessed from Lemma 1 and confirmed numerically. For the experiments presented in the next section to illustrate the technique, we did not

try to optimize the design of (ψ_i) and did favor simplicity. More sophisticated choices of the basis are left here for further study.

The previous approach aims at approximating ϕ_{opt} in $W_0^{1,2}(Q)$ -norm but tells us nothing about pointwise convergence, in particular it does not reflect that $\phi_{\text{opt}} \in C^{1/2}(\overline{Q})$, see Proposition 2. This is why it seems worth describing another algorithm to solve Equation (19), which is more demanding computationally in general but offers some guarantee in this respect. It is based on successive approximations of the CPE itself by standard Dirichlet problems. More precisely, for $\mathbf{e} \in L^2(S, \mathbb{R}^3)$, $\lambda > 0$, $\varrho > 0$, $\phi_1 \in W_0^{1,2}(Q)$ and $n \geq 2$, we consider the sequence of equations:

$$(I - \varrho \lambda \Delta) \phi_n = (I - \varrho b_3 b_3^*) \phi_{n-1} + \varrho b_3 [\mathbf{e}] , \quad (28)$$

where $\phi_n \in W_0^{1,2}(Q)$ is the unknown and ϕ_{n-1} acts as a parameter which was computed at the previous step.

Let us first show that, given $\phi_{n-1} \in W_0^{1,2}(Q)$, there exists a unique solution $\phi_n \in W_0^{1,2}(Q)$ to (28). Indeed, the bilinear form on $[W_0^{1,2}(Q)]^2$ defined by

$$a(\phi, \psi) = \langle \phi, \psi \rangle_{L^2(Q)} + \varrho \lambda \langle \nabla \phi, \nabla \psi \rangle_{L^2(Q, \mathbb{R}^2)} = \langle (I - \varrho \lambda \Delta) \phi, \psi \rangle_{L^2(Q)}$$

is continuous and coercive, while taking the scalar product with an arbitrary $\psi \in W_0^{1,2}(Q)$ on both sides of (28) yields the equivalent formulation:

$$a(\phi_n, \psi) = \langle (I - \varrho b_3 b_3^*) \phi_{n-1} + \varrho b_3 [\mathbf{e}], \psi \rangle_{L^2(Q)}, \quad \forall \psi \in W_0^{1,2}(Q),$$

which has a unique solution $\phi_n \in W_0^{1,2}(Q)$ by the Lax-Milgram theorem.

Thus, given some initial $\phi_1 \in W_0^{1,2}(Q)$, we can define inductively a sequence of $W_0^{1,2}(Q)$ -functions $(\phi_n)_{n \in \mathbb{N}^*}$, where ϕ_n is the solution to (28) for $n \geq 2$.

Proposition 3 *Let $\mathbf{e} \in \overline{\text{Ran } b_3^*} \setminus b_3^* [W_0^{1,2}(Q)] \subset L^2(S, \mathbb{R}^3)$, $\lambda > 0$, and $\phi_1 \in W_0^{1,2}(Q)$.*

i) For $\varrho > 0$ small enough, (28) defines a sequence of functions (ϕ_n) for $n \geq 2$ that converges in $W_0^{1,2}(Q)$ to the unique solution $\phi_{\text{opt}}(\lambda)$ of the critical point equation (19). In particular $\|\nabla \phi_n\|_{L^2(Q, \mathbb{R}^2)} \rightarrow M(\lambda)$ as $n \rightarrow \infty$.

ii) Actually, $\phi_n \in C^{1/2}(\overline{Q})$ for $n \geq 2$ and (ϕ_n) converges to ϕ_{opt} in $C^{1/2}(\overline{Q})$.

Proof: Multiplying (19) by ϱ and subtracting it from (28), we obtain that

$$(I - \varrho \lambda \Delta) [\phi_n - \phi_{\text{opt}}] = (I - \varrho b_3 b_3^*) [\phi_{n-1} - \phi_{\text{opt}}] , \quad (29)$$

and taking the scalar product with $\phi_n - \phi_{\text{opt}}$ in $L^2(Q)$ yields:

$$\begin{aligned} \|\phi_n - \phi_{\text{opt}}\|_{L^2(Q)}^2 + \varrho \lambda \|\nabla (\phi_n - \phi_{\text{opt}})\|_{L^2(Q, \mathbb{R}^2)}^2 \\ = \langle (I - \varrho b_3 b_3^*) [\phi_{n-1} - \phi_{\text{opt}}], \phi_n - \phi_{\text{opt}} \rangle_{L^2(Q)} \\ \leq \|I - \varrho b_3 b_3^*\| \|\phi_{n-1} - \phi_{\text{opt}}\|_{L^2(Q)} \|\phi_n - \phi_{\text{opt}}\|_{L^2(Q)} . \end{aligned} \quad (30)$$

Clearly we may assume that $\phi_n \neq \phi_{\text{opt}}$ for all $n \geq 1$, for if $\phi_{n_0} = \phi_{\text{opt}}$ it follows from (30) that $\phi_n = \phi_{\text{opt}}$ for all $n \geq n_0$ and there is nothing to prove. Now, using Equation (2) on the left-hand side and dividing on both sides by $\|\phi_n - \phi_{\text{opt}}\|$ we get

$$\|\phi_n - \phi_{\text{opt}}\|_{L^2(Q)} \leq \frac{\|I - \varrho b_3 b_3^*\|}{1 + \frac{\varrho \lambda}{C^2}} \|\phi_{n-1} - \phi_{\text{opt}}\|_{L^2(Q)} . \quad (31)$$

Next, observe that (b being the bound introduced with Equation (10))

$$\langle (I - \varrho b_3 b_3^*)\phi, \phi \rangle_{L^2(Q)} = \|\phi\|_{L^2(Q)}^2 - \varrho \|b_3^*[\phi]\|_{L^2(Q)}^2 \geq (1 - \varrho b^2) \|\phi\|_{L^2(Q)}^2. \quad (32)$$

Therefore, whenever $0 < \varrho < 1/b^2$, the operator $I - \varrho b_3 b_3^*$ is positive self-adjoint on $L^2(Q)$, so its norm is (see *e.g.* [8, Prop. 6.9]):

$$\|I - \varrho b_3 b_3^*\| = \sup_{\substack{\phi \in L^2(Q) \\ \|\phi\|_{L^2(Q)} \leq 1}} \langle (I - \varrho b_3 b_3^*)\phi, \phi \rangle_{L^2(Q)},$$

which, in view of the equality in (32), is smaller than 1. From (31) we finally obtain

$$\|\phi_n - \phi_{\text{opt}}\|_{L^2(Q)} \leq \kappa \|\phi_{n-1} - \phi_{\text{opt}}\|_{L^2(Q)}, \text{ with } \kappa = \frac{1}{1 + \frac{\varrho \lambda}{C^2}} < 1,$$

which establishes that $\|\phi_n - \phi_{\text{opt}}\|_{L^2(Q)}$ decreases to 0 geometrically fast as $n \rightarrow \infty$. Rewriting now (29) in the form:

$$\phi_n - \phi_{\text{opt}} = \frac{1}{\varrho \lambda} T \left((\phi_n - \phi_{\text{opt}}) - (I - \varrho b_3 b_3^*)[\phi_{n-1} - \phi_{\text{opt}}] \right), \quad (33)$$

where the operator T was defined in the proof of Lemma 1, we get from [16, Thm B, 2.] and the convergence of $\phi_n - \phi_{\text{opt}}$ to 0 in $L^2(Q)$ that $\phi_n - \phi_{\text{opt}}$ also converges to 0 in $W_0^{3/2,2}(Q) \subset W_0^{1,2}(Q)$, thereby proving *i*). Point *ii*) now follows from the embedding $W_0^{3/2,2}(Q) \rightarrow C^{1/2}(\overline{Q})$ pointed out in the proof of Proposition 2, point *ii*). \square

Still, computing the solution to (28) with good accuracy on pointwise values is not an easy task. Let us simply mention that Equation (28) can be rewritten as the equivalent equation

$$\phi_n = -T(\varrho \lambda I - T)^{-1} \left((I - \varrho b_3 b_3^*)[\phi_{n-1}] + \varrho b_3[\mathbf{e}] \right). \quad (34)$$

An interesting feature of this formulation is that the factor T has a smoothing effect, converting $L^2(Q)$ -convergence into $C^{1/2}(\overline{Q})$ -convergence. Moreover, if Q is a rectangle, the eigenfunctions and eigenvalues of the Laplacian are explicitly known (the eigenfunctions are products of sines) [18]. They form a Hilbert basis of $L^2(Q)$ on which the operators T and $(\varrho \lambda I - T)^{-1}$ are diagonal. Let us denote with $(u_{p,q})_{p,q \in \mathbb{N}}$ the eigenfunctions and assume that the expansion of $\phi_{n-1} = \sum_{p,q \in \mathbb{N}} \beta_{p,q} u_{p,q}$ is known. Thanks to the orthonormality of the basis, the coefficients $\beta'_{k,l}$ of the expansion of $(I - \varrho b_3 b_3^*)[\phi_{n-1}]$ in the basis are given by

$$\begin{aligned} \beta'_{k,l} &= \left\langle \sum_{p,q \in \mathbb{N}} \beta_{p,q} (I - \varrho b_3 b_3^*)[u_{p,q}], u_{k,l} \right\rangle_{L^2(Q)} \\ &= \beta_{k,l} - \varrho \sum_{p,q \in \mathbb{N}} \beta_{p,q} \langle b_3^*[u_{p,q}], b_3^*[u_{k,l}] \rangle_{L^2(S, \mathbb{R}^3)}. \end{aligned}$$

Therefore, once the products $\langle b_3^*[u_{p,q}], b_3^*[u_{k,l}] \rangle_{L^2(S, \mathbb{R}^3)}$ and $\langle u_{p,q}, b_3[\mathbf{e}] \rangle_{L^2(Q)}$ have been precomputed, it is easy to get the expansion of ϕ_n from the expansion of ϕ_{n-1} . The computational burden in the case of a rectangle is overall fairly similar to the first approach, the precomputation of $\langle b_3^*[u_{p,q}], b_3^*[u_{k,l}] \rangle_{L^2(S, \mathbb{R}^3)}$ playing the same role as the precomputation of the matrix \mathcal{A} of Equation (27), and the precomputation of $\langle u_{p,q}, b_3[\mathbf{e}] \rangle_{L^2(Q)}$ corresponding

to the computation of the right-hand side of Equation (26). However, thanks to the properties of T , these expansions do not only converge in $L^2(Q)$, but indeed in $C^{1/2}(\overline{Q})$, while the first approach approximates ϕ_{opt} only weakly. A thorough study of the precision required in the computation to make the $C^{1/2}(\overline{Q})$ convergence effective, though, is beyond the scope of the present paper.

5 Numerical aspects and illustrations

We ran preliminary numerical experiments on the direct resolution scheme proposed in Section 4.3, using a family of finite elements in $W_0^{1,2}(Q)$. Observe that Equation (19) is an elliptic partial differential-integral equation to be solved on a square Q , subject to a homogeneous Dirichlet boundary condition. We thus make use of a family $(\psi_{p,q})$ of bilinear rectangular elements on a square mesh of Q . These elements are piecewise affine in the variables x_1, x_2 separately, and are the simplest ones to expand $W_0^{1,2}(Q)$ -functions on a rectangle, see [10, Ch. 2] and [13].

5.1 Details of our implementation

Mesh on Q . We choose a number $P \in \mathbb{N}^*$ that controls the number of elements that we use to mesh the rectangle Q . In order to simplify the presentation, we take Q to be the square $[-R, R] \times [-R, R] \times \{h\} \subset \mathbb{R}^2 \times \{h\}$, and we define $\delta = 2R/(P+1)$ and $\kappa_i = -R + i\delta$ for $i = 1, \dots, P$, so that the points of coordinates (κ_p, κ_q) , $1 \leq p, q \leq P$ constitute the $P \times P$ interior nodes of a square mesh of Q with step δ .

We denote with $Q_{p,q}$ the square centered at the node (κ_p, κ_q) with side-length equal to 2δ and edges parallel to the axes. Observe that $Q = \cup_{p,q=1,\dots,P} Q_{p,q}$ but the union is not disjoint as the squares overlap (a generic $Q_{p,q}$ shares interior points with its 8 closest neighbors, $Q_{p',q'}$ such that $p' \in \{p-1, p, p+1\}$ and $q' \in \{q-1, q, q+1\}$). This is illustrated on Figure 1.

Elements. We take for $p, q = 1, \dots, P$ the $W_0^{1,2}(Q)$ -functions $\psi_{p,q}$ defined on Q by

$$\psi_{p,q}(x_1, x_2) = \left(1 - \frac{|x_1 - \kappa_p|}{\delta}\right) \left(1 - \frac{|x_2 - \kappa_q|}{\delta}\right) \chi_{Q_{p,q}}.$$

By construction, each $\psi_{p,q}$ is 0 on the boundary and outside $Q_{p,q}$ (it actually belongs to $W_0^{1,2}(Q_{p,q}) \subset W_0^{1,2}(Q)$) and ranges from 0 to 1 inside $Q_{p,q}$, taking value 1 exactly at its center (κ_p, κ_q) . These properties make $(\psi_{p,q})$ an interpolating family of Lagrange type (the so-called \mathbb{Q}_1 type). In particular, a function $\phi \in \text{Span}\{\psi_{p,q}\}_{1 \leq p,q \leq P}$,

$$\phi = \sum_{1 \leq p,q \leq P} \alpha_{p,q} \psi_{p,q},$$

always satisfies $\phi(\kappa_p, \kappa_q) = \alpha_{p,q}$ for all $1 \leq p, q \leq P$. Indeed, if we extend the notations by taking $\kappa_0 = -R$, $\kappa_{P+1} = R$ and $\alpha_{0,q} = \alpha_{P+1,q} = \alpha_{p,0} = \alpha_{p,P+1} = 0$ for any $0 \leq p, q \leq P+1$, then ϕ is the unique function whose restriction to any $[\kappa_p, \kappa_{p+1}] \times [\kappa_q, \kappa_{q+1}]$ (with $0 \leq p, q \leq P$) is a function of the form $(x_1, x_2) \mapsto a + bx_1 + cx_2 + dx_1x_2$ (with a, b, c , and d real values depending of course on p and q) and satisfying $\phi(\kappa_p, \kappa_q) = \alpha_{p,q}$ for any $0 \leq p, q \leq P+1$.

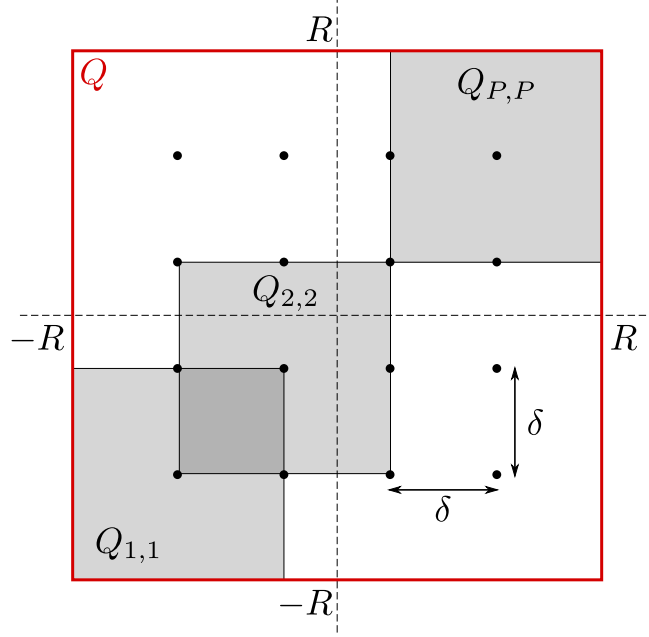


Figure 1: The mesh on Q , here with $P = 4$. The points of coordinates (κ_p, κ_q) ($1 \leq p, q \leq P$) are represented by bullets. The elementary squares $Q_{p,q}$ overlap, as shown in the diagram.

Integrals on S . For S , we also take a square, namely $S = [-s, s] \times [-s, s] \times \{0\} \subset \mathbb{R}^2 \times \{0\}$. The computations require evaluating a number of integrals on S : this is done using the trapezoidal rule applied on a uniform $N \times N$ grid for some parameter $N \geq 3$. Specifically, using the notations $\rho = 2s/(N - 1)$ and $\sigma_i = -s + i\rho$ for $i = 0, \dots, N - 1$, the integral of a function f on S is approximated by

$$\iint_S f \simeq \rho^2 \sum_{i=0}^{N-1} \sum_{j=0}^{N-1} w_{i,j} f(\sigma_i, \sigma_j),$$

where $w_{0,0} = w_{0,N-1} = w_{N-1,0} = w_{N-1,N-1} = 1/4$, $w_{0,j} = w_{N-1,j} = w_{i,0} = w_{i,N-1} = 1/2$ for $1 \leq i, j \leq N - 2$ and $w_{i,j} = 1$ otherwise.

Dot products on Q . We occasionally need to compute the dot product of $L^2(Q)$ between a function ϕ of $\text{Span}\{\psi_{p,q}\}_{1 \leq p,q \leq P}$ and a smooth function g defined on Q . When it happens, we first approximate g with the elements $(\psi_{p,q})$, *i.e.*,

$$g \simeq g_{\text{approx}} = \sum_{1 \leq k,l \leq P} g(\kappa_k, \kappa_l) \psi_{k,l},$$

and we then evaluate exactly $\langle \phi, g_{\text{approx}} \rangle_{L^2(Q)} = \iint_Q \phi g_{\text{approx}}$. More precisely, if $\phi = \sum_{1 \leq p,q \leq P} \alpha_{p,q} \psi_{p,q}$, we have

$$\langle \phi, g_{\text{approx}} \rangle_{L^2(Q)} = \sum_{1 \leq p,q \leq P} \sum_{1 \leq k,l \leq P} \alpha_{p,q} g(\kappa_k, \kappa_l) \langle \psi_{p,q}, \psi_{k,l} \rangle_{L^2(Q)}. \quad (35)$$

Hence, the computation boils down to evaluating a discrete sum. The terms $\langle \psi_{p,q}, \psi_{k,l} \rangle_{L^2(Q)}$ are analytically precomputed, once and for all, from the explicitly known expressions of

the elements $(\psi_{p,q})$. Notice that such a product is non-zero only when the interiors of $Q_{p,q}$ and $Q_{k,l}$ overlap and that its value depends only on $p - k$ and $q - l$. Hence there are actually only a few integrals to compute.

Computation of the matrix \mathcal{A} . In order to construct the matrix from Equation (27), we need to compute the dot products $\langle \nabla \psi_{p,q}, \nabla \psi_{k,l} \rangle_{L^2(Q, \mathbb{R}^2)}$ and the dot products $\langle b_3^*[\psi_{p,q}], b_3^*[\psi_{k,l}] \rangle_{L^2(S, \mathbb{R}^3)}$.

Regarding the former, the gradients $\nabla \psi_{p,q}$ are explicitly known from the above expressions for $\psi_{p,q}$, so that these products can be analytically computed. The remarks we made for the computation of $\langle \psi_{p,q}, \psi_{k,l} \rangle_{L^2(Q)}$ apply here also.

As to the products $\langle b_3^*[\psi_{p,q}], b_3^*[\psi_{k,l}] \rangle_{L^2(S, \mathbb{R}^3)}$ they are computed as the sum of three integrals on S , each one being evaluated by the trapezoidal rule as explained above. This requires to numerically estimate $b_3^*[\psi_{p,q}](\sigma_i, \sigma_j)$ for all $1 \leq p, q \leq P$ and $0 \leq i, j \leq N - 1$. We do it using Formula (9) with $\phi = \psi_{p,q}$: denoting with K the convolution kernel ($K = \partial_{x_1} P_h$ or $K = \partial_{x_2} P_h$ or $K = (\partial_{x_3} P_{x_3})|_{x_3=h}$ depending on the component being considered), the value of $(K \star \tilde{\phi})(\sigma_i, \sigma_j)$ is evaluated, with the method described above, as the dot product

$$[K \star \tilde{\phi}](\sigma_i, \sigma_j) = \langle K_{i,j}, \psi_{p,q} \rangle_{L^2(Q)},$$

where $K_{i,j} : (x_1, x_2) \mapsto K(\sigma_i - x_1, \sigma_j - x_2)$. The numerical evaluations of $K_{i,j}$ are obtained by an explicit formula for $K_{i,j}$ analytically derived from its definition and Equation (6).

Right-hand side of the system. The right-hand side of Equation (26) requires to evaluate $\langle \psi_{p,q}, b_3[\mathbf{e}] \rangle_{L^2(Q)}$ for all $1 \leq p, q \leq P$. These are dot products on Q of the form described above, so we simply need to compute $b_3[\mathbf{e}](\kappa_k, \kappa_l)$ for all $1 \leq k, l \leq P$. This is done using Equation (8): convolutions with the same kernels as before appear, except that the integrals involved are now on S and not on Q . We evaluate them with the trapezoidal rule described above.

5.2 Numerical results

Numerical simulations were performed using MATLAB. The geometry of the measurement setup is fixed to $R = 0.00255$ and $h = 0.00027$, while the sample size is $s = 0.00197$. This corresponds to a small, yet realistic, sample studied by SQUID microscopy. The discretization parameters P and N have been chosen to be $P = N = 100$.

We estimated the solution of the Critical Point Equation (19) using the above-described algorithm, for different values of λ , and for the right-hand sides corresponding to $\mathbf{e} = \mathbf{e}_k$ with $k = 1$ and $k = 3$. We denote with $\phi_{e_k}(\lambda)$ the approximation of the true solution ϕ_{opt} so obtained. Notice that the case $k = 2$ is similar to the case $k = 1$, by symmetry (because $\phi_{e_2}(x_1, x_2) = \phi_{e_1}(x_2, x_1)$), which is why we only show the results corresponding to \mathbf{e}_1 and \mathbf{e}_3 . Figures 2 and 3 show how the criterion $\|b_3^*[\phi_{e_k}(\lambda)] - \mathbf{e}_k\|_{L^2(S, \mathbb{R}^3)}$ and the level of constraint $M(\lambda) = \|\nabla \phi_{e_k}(\lambda)\|_{L^2(Q, \mathbb{R}^2)}$ depend on λ . This is in accordance with the assertions of Lemma 1 about the behavior of ϕ_{opt} .

Figure 4 shows the same information in another form by plotting the evolution of the criterion with respect to the level of constraint. This is the so-called L-curve (see [14]): when the level of constraint M is fairly small, the criterion decreases very fast, meaning

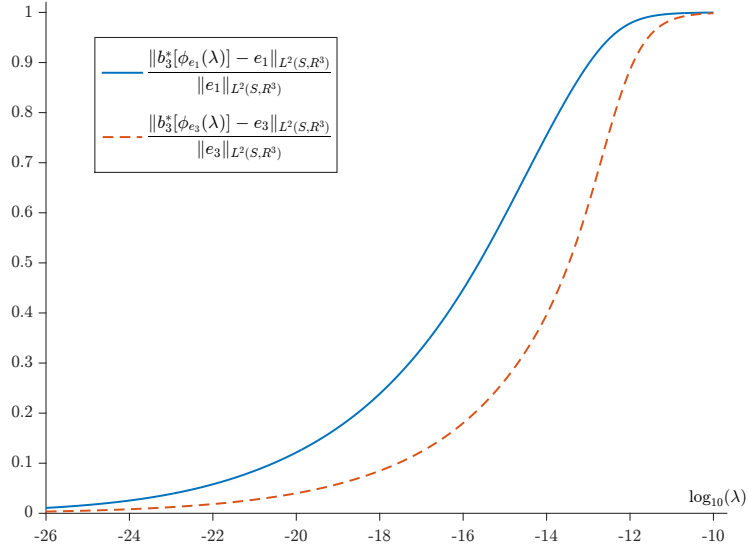


Figure 2: Approximation error of $b_3^*[\phi_{e_k}(\lambda)]$ with respect to e_k when λ varies (the scale for λ is logarithmic). The solid line corresponds to the case when $k = 1$, while the dashed line corresponds to the case when $k = 3$. As expected from Lemma 1, on the one hand, when λ goes to 0 (*i.e.*, $\log_{10}(\lambda) \rightarrow -\infty$), the error tends to 0. On the other hand, when λ goes large, the constraint $M(\lambda)$ goes to 0, meaning that ϕ_{opt} is forced to go to 0, whence the relative error tends to 1.

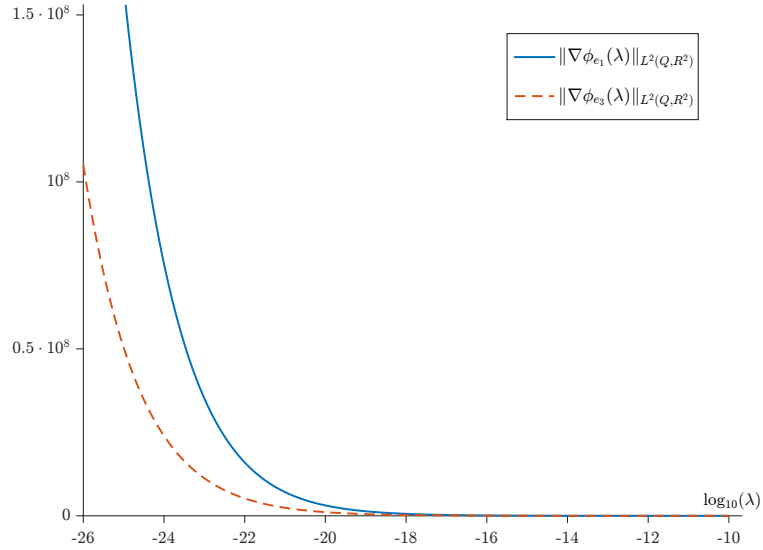


Figure 3: Constraint $M(\lambda) = \|\nabla \phi_{e_k}(\lambda)\|_{L^2(Q, R^2)}$ as a function of λ (the scale for λ is logarithmic). The solid line corresponds to the case when $k = 1$, while the dashed line corresponds to the case when $k = 3$. As expected from Lemma 1, these are strictly decreasing smooth functions tending to $+\infty$ when $\lambda \rightarrow 0$ (*i.e.*, $\log_{10}(\lambda) \rightarrow -\infty$) and tending to 0 when $\lambda \rightarrow +\infty$.

that the quality of the linear estimator can be much improved, at the small cost of making it behave only slightly worse (a small increase of M intuitively means slightly larger oscillations of ϕ_{opt}). On the other hand, for larger values of M , the criterion is barely improved even when M is rather well increased, meaning that the benefit on the quality of the linear estimator is not worth the deterioration of its behavior. A compromise between both situation lies at the “elbow” of the L-curve, *e.g.*, around values of M corresponding to $\lambda = 10^{-21}$ or $\lambda = 10^{-22}$.

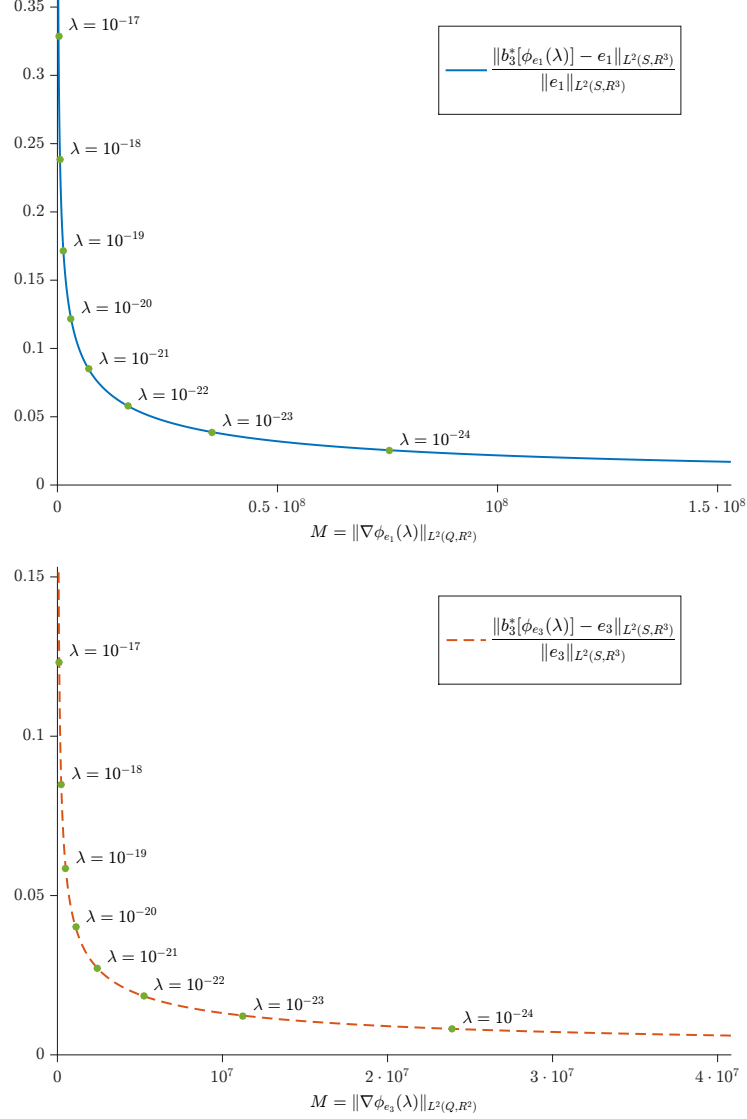


Figure 4: “L-curves” showing the approximation error $\|b_3^*[\phi_{e_k}(\lambda)] - e_k\|_{L^2(S, \mathbb{R}^3)} / \|e_k\|_{L^2(S, \mathbb{R}^3)}$ as a function of the constraint $M = \|\nabla \phi_{e_k}(\lambda)\|_{L^2(Q, \mathbb{R}^2)}$. The upper plot corresponds to the case when $k = 1$, and the lower one to the case when $k = 3$. As expected, the error decreases and tends to 0 as the constraint is relaxed.

We show on Figure 5 the functions $\phi_{e_k}(\lambda)$ ($k = 1$ and 3) for $\lambda = 10^{-21}$. They are plotted on a rectangle slightly larger than Q to help understand how they behave at the boundary of Q (they are, by definition, equal to 0 outside Q). On the bottom layer of

each plot, a map is displayed where the color of each pixel corresponds to the value of the function. This does not say more than the plot itself, but in a complementary way, in order to help understanding the oscillations pattern of ϕ_{e_k} . Also, on the same bottom layer, the rectangles Q and S are displayed, so as to recall their respective positions. We can see that the functions ϕ_{e_k} already have a fairly important oscillation pattern when $\lambda = 10^{-21}$, more specifically on the region corresponding to $Q \setminus S$. Indeed the maximal absolute value of ϕ_{e_1} on $Q \setminus S$ is approximately $6.8 \cdot 10^5$ while its maximal absolute value on S is roughly $0.89 \cdot 10^5$. The same observation holds for ϕ_{e_3} (with respective values $1.95 \cdot 10^5$ and $0.38 \cdot 10^5$). Also, we can see that the highest oscillations are close to the boundary of Q , and indeed the functions go to 0 fairly abruptly on ∂Q . This means that, when estimating the moment $\langle \mathbf{m} \rangle$ from the data $b_3[\mathbf{m}]$ with the linear estimator, much importance will be given to the values of the field measured near the edges, in spite of the fact that the vanishing of ϕ_{opt} on ∂Q was imposed in hope to avoid this issue. The latter may be a drawback in practice, as measurements taken near the edges usually have lower signal-to-noise ratios, and further analysis is needed here to check how much this can affect the results with real data and whether there is a need to devise a remedy.

Finally, a close inspection of the plots, especially at some peaks of the functions, seems to suggest that the functions exhibit kinks and are not very smooth. This is likely to be an artifact due to the approximation of ϕ_{opt} by a function in $\text{Span}\{\psi_{p,q}\}_{1 \leq p,q \leq P}$ and indicates that the choice of P might be a bit too small to render the behavior of ϕ_{opt} accurately at those places.

In order to test the ability of the computed estimators $\phi_{e_k}(\lambda)$ with $\lambda = 10^{-21}$ to recover net moments, we considered a synthetic magnetization $\mathbf{m} = (m_1, m_2, m_3)$ on S . The considered magnetization is shown on Figure 6 and is based on the logo of the Apics project-team. We discretized the logo on a 540×540 grid of dipoles. Each part of the logo (letter A, letters PICS, and mountain) is magnetized along a different direction. The dipoles belonging to each part have close moments, but not exactly equal, hence simulating an almost uniformly magnetized shape. Overall, the net moment of the ‘A’ part is approximately $(-12, -86, 3.5) \cdot 10^{-6}$, the net moment of the ‘PICS’ part is approximately $(-61, -26, 25) \cdot 10^{-6}$ and the net moment of the mountain is approximately $(-0.76, -0.28, 13) \cdot 10^{-6}$. The total net moment $\langle \mathbf{m} \rangle$ of the synthetic magnetization is approximately $(-74, -112, 41) \cdot 10^{-6}$. The choice of using dipoles does not strictly match our framework of working with L^2 magnetizations, but the grid is intended to be fine enough that it might actually be viewed as a practical approximation of a piecewise continuous magnetization. The reason for this choice is practical: it allows us to simply use the exact formula for the field of a magnetic dipole in order to evaluate the forward operator b_3 .

We computed the values of $b_3[\mathbf{m}]$ at the points of our mesh on Q . To test the influence of additive noise, we also generated a Gaussian white noise component with a magnitude of order roughly 1% of the maximal absolute value of $b_3[\mathbf{m}]$. Using these values, we approximated the field and the noise as functions on Q using the elements $(\psi_{p,q})$, in order to evaluate the dot products with functions $\phi_{e_k}(\lambda)$ ($k = 1, 2, 3$) as described in Equation (35). Figure 7 shows the corresponding functions, and Table 1 sums up our results.

In absence of noise, the relative error between the individual components $\langle m_k \rangle$ and their estimates decrease as λ tends to 0 because $b_3[\mathbf{m}]$ is smooth enough that its integral

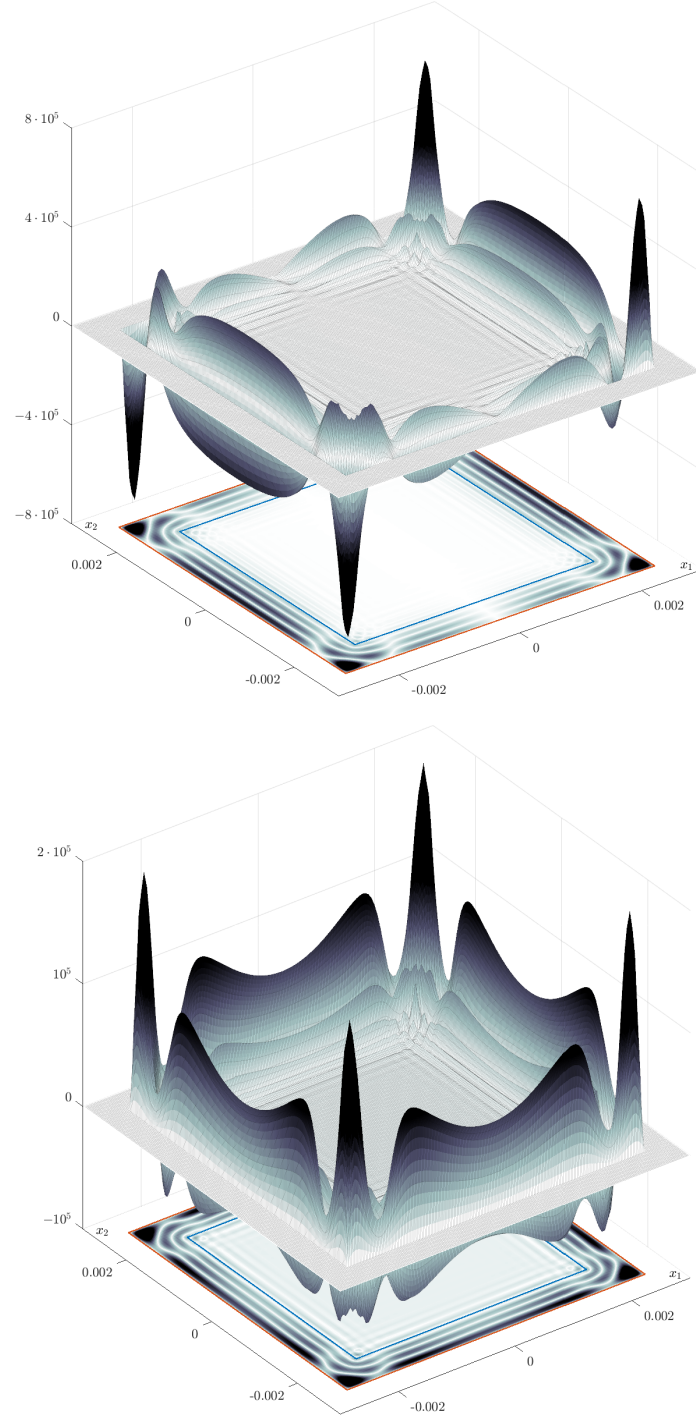


Figure 5: $\phi_{e_1}(\lambda)$ (top) and $\phi_{e_3}(\lambda)$ (bottom) for $\lambda = 10^{-21}$. On both plots, the rectangles Q (red) and S (blue) are drawn together on the bottom layer to help visualize their respective positions.

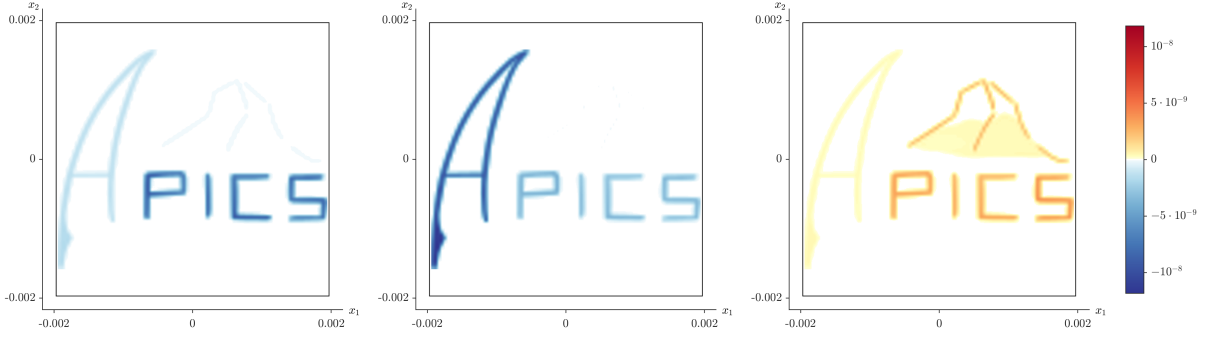


Figure 6: Synthetic magnetization (from left to right) m_1 , m_2 and m_3 on S .

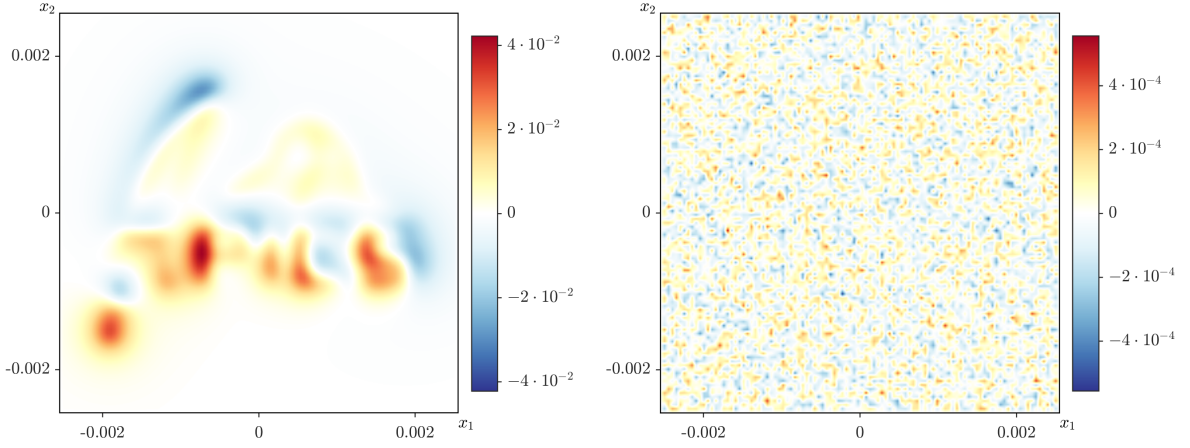


Figure 7: Field $b_3[\mathbf{m}]$ corresponding to the synthetic magnetization shown on Figure 6 and an additive Gaussian white noise generated on the same $P \times P$ mesh on Q , with $P = 100$. The computed values are used to approximate the field and the noise as functions of $\text{Span}\{\psi_{p,q}\}_{1 \leq p,q \leq P}$. Note that the color scales are not the same on both pictures.

against the linear estimators $\phi_{e_k}(\lambda)$ is fairly well evaluated. Interestingly, the component $\langle m_3 \rangle$ is more accurately recovered than the others, which is likely connected with the fact that the inverse problem of recovering m_3 from $b_3[\mathbf{m}]$ has a unique solution (because silent sources have a null vertical component) whereas recovering m_1 or m_2 does not. This difference is reflected in the expression of the kernels generating $\partial_{x_1}\Lambda$ and $\partial_{x_2}\Lambda$ from \mathbf{m} , compare (5) and (7).

In contrast, in the presence of noise, we see that the quality of the estimate is first getting better as λ decreases, but it reaches an optimum and the error starts increasing when λ goes below some level because the linear estimators peak so much and oscillate so fast that their dot product against the noise become non-trivial.

λ	No noise					With noise	
	δ_1 (%)	δ_2 (%)	δ_3 (%)	δ_r (%)	θ (°)	δ_r (%)	θ (°)
10^{-18}	12.56	14.77	3.02	-13.10	2.13	-12.93	2.28
10^{-19}	7.41	9.15	2.08	-8.05	1.23	-7.73	1.33
10^{-20}	4.91	5.52	1.61	-5.01	0.65	-4.44	0.70
10^{-21}	3.50	3.17	1.25	-3.10	0.34	-0.41	1.03
10^{-22}	2.50	1.71	0.95	-1.86	0.26	6.66	2.37
10^{-23}	1.71	0.86	0.73	-1.08	0.23	17.87	4.34
10^{-24}	1.11	0.38	0.53	-0.59	0.18	31.97	5.76

Table 1: The components $\langle m_k \rangle$ ($k = 1, 2, 3$) of the net moment $\langle \mathbf{m} \rangle$ are approximated thanks to the linear estimator as $\mu_k = \langle b, \phi_{e_k}(\lambda) \rangle_{L^2(Q)}$ for several values of λ and with b being either the exact synthetic field $b_3[\mathbf{m}]$ or the exact field plus some noise.

The quantities δ_k are the relative errors $\delta_k = (\mu_k - \langle m_k \rangle) / \langle m_k \rangle$. The quantity δ_r is the relative error of the amplitude of $\boldsymbol{\mu} = (\mu_1, \mu_2, \mu_3)$ as a vector approximation of $\langle \mathbf{m} \rangle$, *i.e.*, $\delta_r = (\|\boldsymbol{\mu}\| - \|\langle \mathbf{m} \rangle\|) / \|\langle \mathbf{m} \rangle\|$, where $\|\cdot\|$ denotes the Euclidean norm. Finally, θ is the angle between the vectors $\boldsymbol{\mu}$ and $\langle \mathbf{m} \rangle$, *i.e.*, $\theta = \frac{360}{2\pi} \arccos\left(\frac{\boldsymbol{\mu} \cdot \langle \mathbf{m} \rangle}{\|\boldsymbol{\mu}\| \cdot \|\langle \mathbf{m} \rangle\|}\right)$.

6 Concluding remarks

In this paper, we considered the inverse moment problem in magnetostatics, and derived linear estimators for the moment from the field in a planar geometry. We did this in a Hilbertian framework for L^2 magnetizations on thin slabs, and we studied a regularization technique based on the solution of a bounded extremal problem for the estimator. Encouraging numerical experiments, reported in Section 5, were carried out on a synthetic though already nontrivial example, with 1% synthetic Gaussian white noise added, using the simple resolution scheme described in Section 4.3. The treatment of real data by this method can still be enhanced by using more precise estimates of $b_3^*[\psi_{p,q}]$ than those obtained using quadrature formulas, in order to get a more accurate version of the matrix \mathcal{A} and of the right-hand side in (26). Moreover, finer (possibly adaptive) meshes can be used, though this will increase the computational burden. An alternating strategy, when the measurement area is a rectangle, rests on solving Equation (34) in the eigenbasis of the Laplacian, *cf.* the discussion at the end of Section 4.3.

However, when dealing with physical data, we should face additional problems arising from increased, non purely stochastic noise and other imperfections in the measurements. We did not touch upon this issue in the present paper whose main focus is theoretical, with numerical experiments designed for demonstrating the method under moderately realistic conditions.

It would be interesting to carry the approach over to magnetizations modeled by more general measures than those having L^2 -density, and to more regular (*e.g.*, Lipschitz-smooth) estimators. This is needed to handle some popular models for magnetizations such as sums of dipoles. Although the problem looks more difficult, we expect that the method can be adapted to this case.

Acknowledgments. All authors were supported in part by an Inria grant to the associate team IMPINGE. L. Baratchart, S. Chevillard, J. Leblond and E. A. Lima also acknowledge support from the MIT-France seed fund. The research of D. Hardin and the research of E. A. Lima were supported, in part, by the U.S. National Science Foundation under the grants DMS-1521749 and DMS-1521765, respectively. We are grateful to M. Northington and D. Ponomarev for many valuable discussions.

References

- [1] R. A. Adams. *Sobolev Spaces*. Academic Press, 1975. [\[Link to Mathematical Reviews\]](#)
- [2] K. Astala, T. Iwaniec, and G. Martin. *Elliptic Partial Differential Equations and Quasiconformal Mappings in the Plane*. Princeton University Press, 2009. [\[Link to Mathematical Reviews\]](#)
- [3] B. Atfeh, L. Baratchart, J. Leblond, and J. R. Partington. Bounded extremal and Cauchy-Laplace problems on the sphere and shell. *Journal of Fourier Analysis and Applications*, 16(2):177–203, 2010. <http://dx.doi.org/10.1007/s00041-009-9110-0>. [\[Link to Mathematical Reviews\]](#)
- [4] L. Baratchart, L. Bourgeois, and J. Leblond. Uniqueness results for inverse Robin problems with bounded coefficient. *Journal of Functional Analysis*, 270(7):2508–2542, 2016. <http://dx.doi.org/10.1016/j.jfa.2016.01.011>. [\[Link to Mathematical Reviews\]](#)
- [5] L. Baratchart, S. Chevillard, and J. Leblond. Silent and equivalent magnetic distributions on thin plates. In P. Jaming, A. Hartmann, K. Kellay, S. Kupin, G. Pisier, and D. Timotin, editors, *Harmonic Analysis, Function Theory, Operator Theory, and their Applications*, Theta Series in Advanced Mathematics, pages 11–27. The Theta Foundation, 2017. [\[Link to Mathematical Reviews\]](#)
- [6] L. Baratchart, S. Chevillard, J. Leblond, E. A. Lima, and D. Ponomarev. Asymptotic method for estimating magnetic moments from field measurements on a planar grid. In preparation. Preprint available at <https://hal.inria.fr/hal-01421157/>.
- [7] L. Baratchart, D. P. Hardin, E. A. Lima, E. B. Saff, and B. P. Weiss. Characterizing kernels of operators related to thin-plate magnetizations via generalizations

- of Hodge decompositions. *Inverse Problems*, 29(1), 2013. <http://dx.doi.org/10.1088/0266-5611/29/1/015004>. [Link to Mathematical Reviews]
- [8] H. Brezis. *Functional Analysis, Sobolev Spaces and Partial Differential Equations*. Springer-Verlag, 2011. <http://dx.doi.org/10.1007/978-0-387-70914-7>. [Link to Mathematical Reviews]
- [9] I. Chalendar and J. R. Partington. Constrained approximation and invariant subspaces. *Journal of Mathematical Analysis and Applications*, 280:176–187, 2003. [http://dx.doi.org/10.1016/S0022-247X\(03\)00099-4](http://dx.doi.org/10.1016/S0022-247X(03)00099-4). [Link to Mathematical Reviews]
- [10] P. Ciarlet. *The Finite Element Method for Elliptic Problems*. North-Holland, 1978. [Link to Mathematical Reviews]
- [11] B. E. J. Dahlberg. Weighted norm inequalities for the Lusin area integral and the nontangential maximal functions for functions harmonic in a Lipschitz domain. *Studia Mathematica*, 67(3):297–314, 1980. <http://dx.doi.org/10.4064/sm-67-3-297-314>. [Link to Mathematical Reviews]
- [12] F. Demengel and G. Demengel. *Espaces fonctionnels, Utilisation dans la résolution des équations aux dérivées partielles*. EDP Sciences/CNRS Editions, 2007. [Link to Mathematical Reviews]
- [13] A. Ern and J.-L. Guermond. *Theory and Practice of Finite Elements*. Springer-Verlag, 2004. <http://dx.doi.org/10.1007/978-1-4757-4355-5>. [Link to Mathematical Reviews]
- [14] P. C. Hansen. *Rank-Deficient and Discrete Ill-Posed Problems*. SIAM, 1998. [Link to Mathematical Reviews]
- [15] J. D. Jackson. *Classical Electrodynamics*. J. Wiley & Sons, 3rd edition, 1999.
- [16] D. Jerison and C. E. Kenig. The inhomogeneous Dirichlet problem in Lipschitz domains. *Journal of Functional Analysis*, 130:161–219, 1995. <http://dx.doi.org/10.1006/jfan.1995.1067>. [Link to Mathematical Reviews]
- [17] T. Kato. *Perturbation Theory for Linear Operators*, volume 132 of *Grundlehren der mathematischen Wissenschaften*. Springer-Verlag, 2 edition, 1976. <http://dx.doi.org/10.1007/978-3-642-66282-9>. [Link to Mathematical Reviews]
- [18] J. R. Kuttler and V. G. Sigillito. Eigenvalues of the Laplacian in two dimensions. *SIAM Review*, 26(2):163–193, 1984. <http://dx.doi.org/10.1137/1026033>. [Link to Mathematical Reviews]
- [19] S. Lang. *Real and Functional Analysis*, volume 142 of *Graduate Texts in Mathematics*. Springer-Verlag, 3 edition, 1993. <http://dx.doi.org/10.1007/978-1-4612-0897-6>. [Link to Mathematical Reviews]
- [20] E. A. Lima, B. P. Weiss, L. Baratchart, D. P. Hardin, and E. B. Saff. Fast inversion of magnetic field maps of unidirectional planar geological magnetization. *Journal of Geophysical Research: Solid Earth*, 118(6):2723–2752, 2013. <http://dx.doi.org/10.1002/jgrb.50229>.

- [21] J.-L. Lions and E. Magenes. *Problèmes aux limites non homogènes et applications*, volume 1. Dunod, 1968. [\[Link to Mathematical Reviews\]](#)
- [22] L. Schwartz. *Théorie des distributions*. Hermann, 1966. [\[Link to Mathematical Reviews\]](#)
- [23] E. M. Stein. *Singular Integrals and Differentiability Properties of Functions*. Princeton University Press, 1970. [\[Link to Mathematical Reviews\]](#)
- [24] E. M. Stein and G. Weiss. *Introduction to Fourier Analysis on Euclidean Spaces*. Princeton University Press, 1971. [\[Link to Mathematical Reviews\]](#)
- [25] A. Torchinsky. *Real-Variable Methods in Harmonic Analysis*. Academic Press, 1986. [\[Link to Mathematical Reviews\]](#)
- [26] W. P. Ziemer. *Weakly Differentiable Functions. Sobolev Spaces and Functions of Bounded Variation*, volume 120 of *Graduate Texts in Mathematics*. Springer-Verlag, 1989. <http://dx.doi.org/10.1007/978-1-4612-1015-3>. [\[Link to Mathematical Reviews\]](#)