



HAL
open science

A Comparison of Five HSV Color Selection Interfaces for Mobile Painting Search

Min Zhang, Guoping Qiu, Natasha Alechina, Sarah Atkinson

► **To cite this version:**

Min Zhang, Guoping Qiu, Natasha Alechina, Sarah Atkinson. A Comparison of Five HSV Color Selection Interfaces for Mobile Painting Search. 15th Human-Computer Interaction (INTERACT), Sep 2015, Bamberg, Germany. pp.265-273, <10.1007/978-3-319-22668-2_21>. <hal-01599888>

HAL Id: hal-01599888

<https://inria.hal.science/hal-01599888v1>

Submitted on 2 Oct 2017

HAL is a multi-disciplinary open access archive for the deposit and dissemination of scientific research documents, whether they are published or not. The documents may come from teaching and research institutions in France or abroad, or from public or private research centers.

L'archive ouverte pluridisciplinaire HAL, est destinée au dépôt et à la diffusion de documents scientifiques de niveau recherche, publiés ou non, émanant des établissements d'enseignement et de recherche français ou étrangers, des laboratoires publics ou privés.



Distributed under a Creative Commons CC BY 4.0 - Attribution - International License

A Comparison of Five HSV Color Selection Interfaces for Mobile Painting Search

Min Zhang¹, Guoping Qiu¹, Natasha Alechina¹, and Sarah Atkinson²

¹School of Computer Science, ²Human Factors Research Group, University of Nottingham, UK
{mzz, qiu, nza}@cs.nott.ac.uk, sarah.atkinson@nottingham.ac.uk

Abstract. Color selection is a common task in a plethora of mobile applications. Although a variety of color palettes emerge, there are no design guidelines or studies of the use of color palette interfaces for drawing on touch-screen phone. We are particularly interested in drawing queries to search for paintings on mobile phone. In this paper, we classified the color palette interfaces into several categories. We report results of a systematic experiment with 41 participants using five different types of HSV color palettes for the task of drawing a painting to search on a mobile phone. We investigate which color palette(s) enable users to complete task faster, how good these resulting drawings were for searching, and what were user experiences. Users' drawing behavior is also discussed.

Keywords. Color palette interface, user study, painting search, user interface design, drawing-to-search, mobile application.

1 Introduction

Color is a salient visual attribute for both paintings [1] and our daily life. When searching paintings on the keyword-based image search engine (e.g. Google), we found that most of queries describe the expected paintings by use of color names such as 'golden lady in green', 'yellowish hat' etc. However, the huge 'semantic gap' [4] makes search results unsatisfactory. Moreover, it is difficult for users to describe some paintings and pictures in several keywords, such as abstract paintings.

With the proliferation of the touch-screen mobile devices, people are able to express their intention more freely. Zhang et al. [6] proposed that most users could draw out rough color-sketches of previously-seen paintings from their memory. As one of the image retrieval paradigms, Banfi [5] concluded that *Query-by-Drawing* (QbD) was the most flexible way for users to present their search ideas. There are many studies on QbD algorithms [7, 8] which focused on the search accuracy and efficiency, however, little is known about the design guidelines of the natural and intuitive user interfaces that facilitate user's drawing.

For the small-screen mobile phone, drawing color patches [9] roughly is more reasonable [10]. One of the most important tasks for drawing is color selection. There are a variety of ways to select colors, and the most common method is to directly manipulate a color palette [3]. The color palette usually includes a color model and an interface to represent colors to users. Several studies were conducted to explore the effects of different color models on color matching task. Schwarz et al. [11] compared five

color models: RGB, HSV, LAB, YIQ and Opponent, and they found that RGB color model was the fastest to use yet least accurate, while HSV color model was the most accurate to use. However, these arguments were only concluded from conducting the color matching experiment, which ignored the color selection interface for drawing purpose.

This work aims to focus on the user interface of color palette, by focusing on a specific color model and a current *Query-by-Drawing* algorithm, to explore the influence of different color palette interfaces on color selection for drawing query on mobile phone. Specifically, an experiment was conducted to collect task performance and users' attitudes on five different color palette interfaces.

2 Related Color Palettes Study

The color palette has been widely explored by the scientific visualization researchers [12], with aims of displaying information efficiently by combining proper colors. Looking through current mobile application (referred to 'App' in the remainder of this paper) market and computer software, including mobile drawing Apps, coloring games for kids, note-taking Apps, and photo editing software and Apps, we found that a plethora of different color palettes were adopted by different developers according to their individual preference. To the best of our knowledge, there is no design guideline about making use of color palettes for drawing on touch-screen mobile devices, especially for image search by drawing mobile App.

As mentioned earlier, some previous work has investigated the effects of color model on the speed and accuracy of color selection in color matching experiment [11, 13, 14, 18], in which participants choose a closest color to a given color shown on the computer screen by use of the color palettes with different color models. Besides Schwarz et al.'s study [11], Everly and Mason [14] also assessed the usability and accuracy of four color selectors via exploring participants' performance on color matching. Dogulas and Kirkpatrick [18] found that the color space had little impact on color selection. However, the color matching task is out of context of the real-world drawing scenario in which choosing one color might be influenced by the surrounding or background colors.

There are a few studies on the color palettes used in Content-based Image Retrieval (CBIR). For example, Broek et al. [15, 16] reviewed ten color selection interfaces for CBIR and categorized them into three groups: *slider-bars*, *discrete* color matrix, and *continuous* color square. However, their work was conducted on the computer-based CBIR systems almost 20 years ago. Their limitations include: 1) non-intuitive interaction of color selection by using mouse; 2) out-of-date color palette interfaces; 3) not representative of the current mobile device capability. Zhang et al. [17] compared two discrete color palettes with two continuous color palettes (HSV square and HSV color wheel) on mobile phone and concluded that participants preferred the color palette with full-choice of colors during drawing search query. Inspired by Zhang et al.'s work [17], our purpose is to explore which kind(s) of continuous color palette interface work best for a *Drawing-to-Search* mobile App. We also adopt HSV color model in this work, because it is perceptually intuitive and is used by lots of current mobile applications.

Current color research all define a color in a triplet of three parameters, hence selecting a color means finding a location in a three-dimensional (3D) space. We divide the continuous color palette interfaces into ‘1D-1D-1D’ and ‘1D-2D’. In ‘1D-1D-1D’ interface, each one of three parameters is controlled by one motion (such as a trio of 1D sliders); while in ‘1D-2D’ interface, one motion simultaneously change two parameters and one for another parameter, e.g. color palettes shown in Fig. 1. In this paper, we focus on comparing the ‘1D-2D’ color palette interfaces based on the human-oriented HSV (*Hue-Saturation-Value*) color model, because this pair of interface and color model is frequently used in both current color selection tools and the graphics literature.

3 Query-by-Drawing Application

We built five Client/Server-based drawing Apps on Android phone, and each App provided the same basic drawing tools except the color picker. The basic drawing tools include brushes with five different sizes (10, 20, 30, 40 and 60 pixels), ‘Brush color picker’, erasers with five different sizes (10, 30, 40, 50 and 70 pixels), ‘Canvas color picker’, ‘Undo’, ‘Redo’, and ‘Trash’ on the top of canvas (see Fig. 1, left). We separated brush color and canvas color to facilitate user to create and refine drawings easily, and the same color selection interface is used for ‘Brush color picker’ and ‘Canvas color picker’ of each App. Each color palette interface could keep 20 recently used colors.

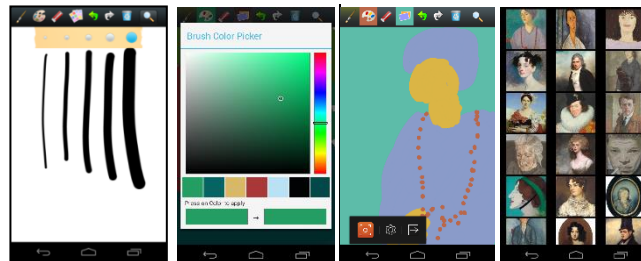


Fig. 1. The screenshots of drawing and result-viewing interface of our *Query-by-Drawing* App.

When users complete one drawing, they tap the ‘Search’ button to submit their drawings to our server, which will extract drawing’s color features and match them to that of database images by using *Fast Multi-resolution Image Querying* algorithm [2]. Top fifty-one matched images, three image thumbnails on a line and 17 lines in total, will be returned from server to user’s mobile phone and displayed in a descending order of visual similarity. That is, the most similar painting is at the top-left (e.g. Fig. 1, right). The reason behind showing fifty-one results is that users usually view results on the first few pages and fifty-one image thumbnails are on the first three screens. The database contained 400 portrait paintings downloaded from *BBC Your Paintings* website¹.

¹ <http://www.bbc.co.uk/arts/yourpaintings/>

4 Experiment

The ‘1D-2D’ color palette interfaces could be designed in a variety of ways in terms of the combinations of three axes of HSV color model and the shapes to display these combinations. We are interested in (1) if the combinations of three parameters of color model have measurably effects on users’ color selection; and we also want to see (2) how visual representations of parameter(s) influence users’ performance on drawing.




Fig. 2. Five color palette interfaces: (a) *H-SVsquare*, (b) *S-HVsquare*, (c) *V-HSsquare*, (d) *V-HSwheel*, (e) *Vring-HSwheel*

4.1 Experimental Design

Based on the results of reviewing 140 drawing Apps, 22 coloring Apps, and 18 photo-editing Apps available on Google Play store, we adopted four commonly used shapes of color palette interface, including *square*, *wheel*, *ring* and *bar*. The *square* and *wheel* were used for displaying the ‘2D’ combinations, and *ring* and *bar* were for the ‘1D’.

The *bar-square* interface is explored to answer the first research question. For ‘1D-2D’ interfaces, there are three combinations of HSV color model: H-SV, S-HV, and V-HS. The ‘2D’ is displayed as a *square*, and ‘1D’ is controlled by a vertical slider *bar*. These three combinations were named as *H-SVsquare*, *S-HVsquare*, and *V-HSsquare*, as shown in Fig. 2, and the comparison of these three interfaces was **comparison ‘C1’**.

As for the second research question, firstly, we built a slider *bar* and a *ring* of *V* (*Value*) with HS color *wheel*, which were formed into *V-HSwheel* and *Vring-HSwheel* as shown in Fig. 2. We defined **comparison ‘C2’** as *V-HSwheel* vs. *Vring-HSwheel*. Secondly, we were also interested in looking at two different representations of HS with slider *bar*: *square* vs. *wheel*, that is, **comparison ‘C3’**: *V-HSsquare* vs. *V-HSwheel*.

The experiment adopted a within-subjects design. The independent variable is ‘*Interface Type*’ (five Apps), and the dependent variables include performance measures and self-rated satisfaction and interface usability obtained from questionnaires.

Participants. Forty-one college students (mean age 19 years, s.d. 1.88) have volunteered to take part in the experiment. All participants reported having experience of using touchscreen mobile phone and none of them self-indicated as drawing-expert or artist. All participants were novice users of our Apps and right-handed.

Material and Stimuli. Two Google Nexus 4 (133.9 mm × 68.7 mm) mobile phones with Android 4.4 operating system were used: One mobile phone was used to present the reference painting to participants; and five Apps and *SCR Screen Recorder Pro* were installed on the other phone on which participants would draw. Both phones were adjusted to the same level of brightness to reduce the device difference effects.

The choice of painting as stimulus followed the following rationales: (1) The painting is not well-known; (2) The painting has at least six rough color blocks, which contains the color widely used in literature and agreed as the basic colors [18], e.g., blue, red, and green etc. We believe the painting *Old man* (shown in Fig. 3) is sufficient to evaluate user's color selection performance with at least seven gist color blocks.



Fig. 3. The reference painting *Old man* used for copying task.

4.2 Procedure

Only one participant involved in study each time. Participant was briefly informed of the aim and procedure of our study, then he/she was instructed to complete the pre-task questionnaire before a tutorial on how to use our mobile Apps. After a practice session (for eliminating individual difference effects), each participant was asked to complete the copying task (copying painting *Old man* shown in Fig. 4) by use of five Apps in a random order to minimize the practice effects. One drawing was required on each App. We encouraged participants to draw the rough color sketches with accurately tracing color and proportion of the original painting. At the end of each drawing session, participant was asked to rate on the usability with 7-point Likert scale in terms of the drawing speed, the level of ease-of-use, the similarity of his/her drawing compared to the reference painting, and the overall preference on the color selection interface.

After completing all tasks participants were interviewed to specify which interface they believed to be their favorite one among five Apps, and also the preferred *square*-based color palette and *wheel*-based color palette. The time spent on drawing was captured by *SCR Screen Recorder Pro*. And the position of *Old man* in search results for each query was recorded by the experimenter. All procedures were video-recorded.

5 Results and Discussions

206 drawn-queries were produced with relevant retrieval results and drawing-videos recorded. The time taken to complete a drawing, the retrieval result, and the self-rated satisfaction with both drawing process and color selection interfaces were analyzed.

Participants spent the shortest time on *V-HS*wheel (mean=4m31s) to complete one drawing, followed by *Vring-HS*wheel (mean=4m47s), and the longest time taken on *V-HS*square (mean=5m46s). A paired samples t-test revealed that the difference be-

tween *V-HSwheel* and *V-HSsquare* was highly significant ($t(40)=-2.786, p=.008$), whereas no significant difference was found between *V-HSwheel* and *Vring-HSwheel* ($t(40)=-1.089, p=.283$). A repeated measures ANOVA with a Greenhouse-Geisser correction indicated that there were no significant differences ($F(1.620, 64.816)=0.197, p=.775$) among the time taken to complete one drawing on *H-SVsquare*, *S-HVsquare* and *V-HSsquare*. We also found that the time spent on drawing a query gradually decreased as participants' experience gained.

Fig. 4 illustrates the proportion of drawings on each App that got the *Old man* in top 51 results. The *V-HSsquare* worked best (71.4% drawings succeeded) among five Apps, and *V-HSwheel* (64.5%) was better than *Vring-HSwheel* (58.8%).

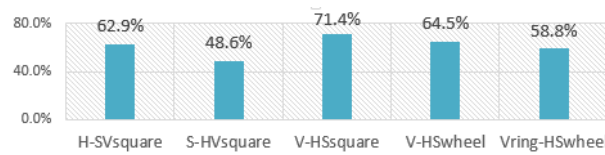


Fig. 4. The Percentage of drawings that get the *Old man* on top 51 result lists.

Regarding to the usability of color palette interfaces and the user preference, user's self-rated Likert-type scales were collected from questionnaire, were statistically analyzed by Friedman tests and Wilcoxon tests with a significant level of 0.01. The Friedman tests were carried out for the **comparison C1**. There were no statistically significant differences in the interface usability (first seven feature rows illustrated in Table 1) and the preference among three HSV axes combination interfaces (*H-SVsquare* vs. *S-HVsquare* vs. *V-HSsquare*), as shown by column **C1** in Table 1.

Table 1. The statistics analysis of self-rated usability, user preference on color palette interface.

Features/Comparison	C1	C2	C3
Relaxing-to-draw	$\chi^2(2)=2.048,$ $p=.359$	$Z=-3.123,$ $p=.002$	$Z=-2.263,$ $p=.024$
Quick-to-draw	$\chi^2(2)=0.290,$ $p=.865$	$Z=-2.701,$ $p=.007$	$Z=-1.995,$ $p=.046$
Easy-to-draw	$\chi^2(2)=0.587,$ $p=.746$	$Z=-3.257,$ $p=.001$	$Z=-1.498,$ $p=.134$
Level of similarity of query to the origin painting	$\chi^2(2)=1.355,$ $p=.508$	$Z=-2.853,$ $p=.004$	$Z=-0.190,$ $p=.849$
Enough color choices	$\chi^2(2)=5.291,$ $p=.086$	$Z=-1.034,$ $p=.301$	$Z=-2.644,$ $p=.008$
Easy-to-pick the wanted color	$\chi^2(2)=2.947,$ $p=.229$	$Z=-2.755,$ $p=.006$	$Z=-2.274,$ $p=.023$
Quick-to-get the wanted color	$\chi^2(2)=0.938,$ $p=.625$	$Z=-1.523,$ $p=.128$	$Z=-2.543,$ $p=.011$
Color palette preference	$\chi^2(2)=5.291,$ $p=.071$	$Z=-0.485,$ $p=.628$	$Z=-1.812,$ $p=.070$

For participants' attitudes to drawing process and preference, the Wilcoxon's signed rank tests indicated that *V-HSwheel* was highly significantly better than *Vring-HSwheel* in terms of participants' satisfaction rankings on *Relaxing-to-draw* ($Z=-3.123, p=.002$), *Quick-to-draw* ($Z=-2.701, p=.007$), *Easy-to-draw* ($Z=-3.257, p=.001$), *similarity of drawing* ($Z=-2.853, p=.004$), and *easy-to-pick wanted color*

($Z=-2.755$, $p=.006$). While comparing *V-HSwheel* and *V-HSsquare*, a highly significant difference ($Z=-2.644$, $p=.008$) was only found in the ratings of *enough color-choices*, that is, participants thought that *V-HSwheel* provided more color choices than *V-HSsquare*. But in fact, both interfaces supply the same number of color choices.

There were no statistically significant differences in participants' ratings on interface preference. However, from answers to question about which interface was preferred in each group of *bar-square* and *wheel*-based color palettes, most people chose *H-SVsquare* as their favorite *bar-square* color picker, and *Vring-HSwheel* as their favorite *wheel*-based color palette. And they preferred *H-SVsquare* color interface overall.

It is found that each drawing contains 6~8 colors on average. A paired samples t-test revealed that the difference between the number of colors used for drawing on *V_HSwheel* (mean 6.87) and *V_HSsquare* (mean 7.46) was highly significant ($t(40)=-3.438$, $p=.001$).

It is observed that how participants draw varied significantly, however, several common issues of drawing behavior emerged. First, participants with high-level drawing skills, e.g. sketching or oil painting, focused on small details of painting during the first drawing session. For example, *Participant #16* and *#20* drew both outline of the coat and face details e.g. eyes, eyeglasses, and mouth etc., as shown in Fig. 5. Second, most of users followed the same drawing style as that of using pencil-and-paper, that is, a) sketching an outline firstly and filling colors afterwards, e.g. the screenshot of the first sketching process of *Participant #32* as shown in Fig. 5, right; b) Rubbing out the mistakes and then drawing the correct one rather than drawing over the mistakes directly.



Fig. 5. First drawings from *Participant #16*, *#20*, *#32*.

6 Conclusions

In this paper, we proposed a method of categorizing the continuous color palette interfaces into two classes: '1D-1D-1D' interface and '1D-2D'. By focusing on '1D-2D' interface with HSV color model, an experiment (with 41 participants) was designed and carried out to explore the influence of both combinations of the three axes of HSV color model and shape representing these combinations on users' query-drawing performance. Specifically, we compared three groups of color selection interfaces: three *bar-square* color palettes, *bar-wheel* vs. *ring-wheel*, and *bar-wheel* vs. *bar-square*. The experimental results suggest that shape has more effects on users' performance than color model axes combinations. In general, *wheel*-based interface leads to faster drawing than the *square*-based one; and the usability rating on *ring-wheel* is

higher than that on *bar-wheel*. Most of participants preferred the H-SV *square-bar* colour selection interface.

One limitation of our study is conducting the copying-task only. However, the fact that our reference painting contains 7 different color blocks makes this preliminary study reliable. We will do more studies on other types of tasks, e.g. landscape drawing.

References

1. Davidoff, J.B., 1991. *Cognition through color*. Cambridge, MA: MIT Press.
2. Jacobs, C.E., Finkelstein, A., and Salesin, D.H., 1995. Fast Multiresolution Image Querying. In *Proc. of SIGGRAPH95*.
3. Douglas, S. and Kirkpatrick, T., 1996. Do color models really make a difference? In *Proc. of CHI '96 Conference*, ACM Press, New York, 399–405.
4. Hare, J.S., Lewis, P.H., Enser, P.G.B. and Sandom, C.J. 2006. Mind the Gap: Another look at the problem of the semantic gap in image retrieval. In *Proc. of Multimedia Content Analysis, Management and Retrieval*.
5. Banfi, F. 2000. Content-based image retrieval using hand-drawn sketches and local features – a study on visual dissimilarities, PhD Thesis, University of Friberg, Germany.
6. Zhang, M., Atkinson, S., Qiu, G.P., and Alechina, N., 2014. Can People Finger-draw Color-sketches from Memory for Painting Search on Mobile Phone? In *MOMM'14*, 115-118.
7. Kato, T., et. al., 1992. A sketch retrieval method for full color image database-query by visual example. In *Proc. of ICPR2008*, 530-533.
8. Springmann, M., Ispas, A., Schuldt, H., Norrie, M.C. and Signer, B., 2007. Towards Query by Sketch, *Second DELOS Conference on Digital Libraries*.
9. Giangreco, I., Springmann, M., Kabary, I. A. and Schuldt H., 2012. A User Interface for Query-by-Sketch Based Image Retrieval with Color Sketches. *Advances in Information Retrieval Lecture Notes in Computer Science*, 7224, 571-572.
10. Ivanova, K., Stanchev, P., and Dimitrov, B., 2008. Analysis of the Distributions of Color Characteristics in Art Painting Images. *Serdica Journal of Computing*, 2 (2), 111-136.
11. Schwarz, M., Cowan, W. and Beatty, J., 1987. An experimental comparison of RGB, YIQ, LAB, HSV and opponent color models. *ACM Graphics* 6, (2):123-158.
12. Rogowitz, B. and Treinish, L., 2009. Why should engineers and scientists be worried about color? *Lloydia Cincinnati*
13. Henry, P.M., Westland, S. and Cheung, T.L.V. 2006. An Intuitive Color-selection Tool, In *Proc. of 14th Color Imaging Conference*.
14. Everly, D. and Mason, J.S., 1999. Color selection methods using the color picker. <http://www.otal.umd.edu/SHORE99/jsmason>
15. Broek., E.L. van den, Vuurpijl., L.G., Kisters, P., and Schmid., J.C.M. von, 2002. Content-Based Image Retrieval: Color-selection exploited. In *Proc. of DIR-2002*, 38-47.
16. Broek, E.L. van den, Kisters, P.M.F., and Vuurpijl, L.G., 2004. Design Guidelines for a Content-Based Image Retrieval Color-Selection Interface. In *Dutch HCI'04*.
17. Zhang, M., Qiu, G.P., Alechina, N. and Atkinson, S., 2013. User Study on Color Palettes for Drawing Query on Touchscreen Phone. In *Proc. of MHCI'13*.
18. Douglas, S. and Kirkpatrick, A.E., 1999. Model and Representation: The Effect of Visual Feedback on Human Performance in a Color Picker Interface. In *ACM Transactions on Graphics*, 18(2), 96-127.
19. Bartleson, C. J., 1960. Memory Colors of Familiar Objects. *Journal of the Optical Society of America* 50(1), 73-77.