



HAL
open science

In Silico Evaluation of HIV Short-cycle Therapies with Dynamical Models

Mélanie ´ Prague, Daniel Commenges, Rodolphe Thiébaud

► **To cite this version:**

Mélanie ´ Prague, Daniel Commenges, Rodolphe Thiébaud. In Silico Evaluation of HIV Short-cycle Therapies with Dynamical Models. Keystone Symposium, Aug 2017, Este Park, United States. hal-01579070

HAL Id: hal-01579070

<https://inria.hal.science/hal-01579070>

Submitted on 30 Aug 2017

HAL is a multi-disciplinary open access archive for the deposit and dissemination of scientific research documents, whether they are published or not. The documents may come from teaching and research institutions in France or abroad, or from public or private research centers.

L'archive ouverte pluridisciplinaire **HAL**, est destinée au dépôt et à la diffusion de documents scientifiques de niveau recherche, publiés ou non, émanant des établissements d'enseignement et de recherche français ou étrangers, des laboratoires publics ou privés.

In Silico Evaluation of HIV Short-cycle Therapies with Dynamical Models.

Mélanie Prague^{1,2,3}, Daniel Commenges^{1,2,3} and Rodolphe Thiébaud^{1,2,3}

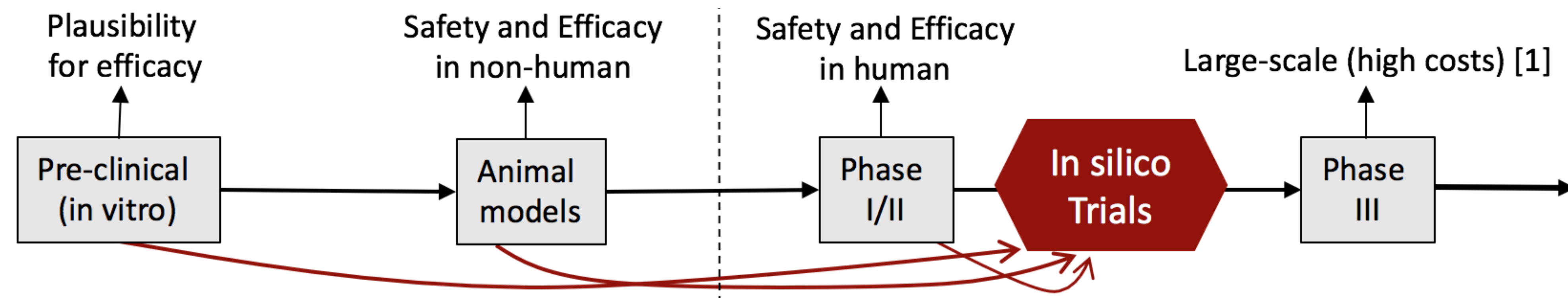
¹Inria, Project Team SISTM, Bordeaux, France

²Inserm U1219 (BPH), Bordeaux, France

³Vaccine Research Institute, Créteil, Paris, France

Introduction

- An **in silico clinical trial** is an **individualised computer simulation** used in the development of a medicinal product or intervention.
- Expected benefits : provide a mechanistic understanding, **optimise the strategies of delivery** and improve de clinical trials designs.



- Therapeutic relief is crucial for HIV infected patients under highly active antiretrovirals (ARVs) therapies (HAARTs). Multiple ongoing studies test **mono/bi-therapies** or **short cycle therapies** for HAARTs. **In this work, we aim at validating these strategies in silico.**

Dynamical LIM

Two-step Linear increment models (LIM):

$$\left(\frac{V_{L_{t+1}} - V_{L_t}}{T_{t+1} - T_t}\right)_i = \beta_{0i} + \beta_{CD4} CD4_t^i + \beta_{VL} VL_t^i + \sum_{k=1}^{n_{HAART}} \alpha_{HAART_k} HAART_k^i(t)$$

$$\alpha_{HAART_k} = \beta_0 + \sum_{j=1}^{n_{ARV}} \beta_{ARV_j} I_{ARV_j \in HAART_k}$$

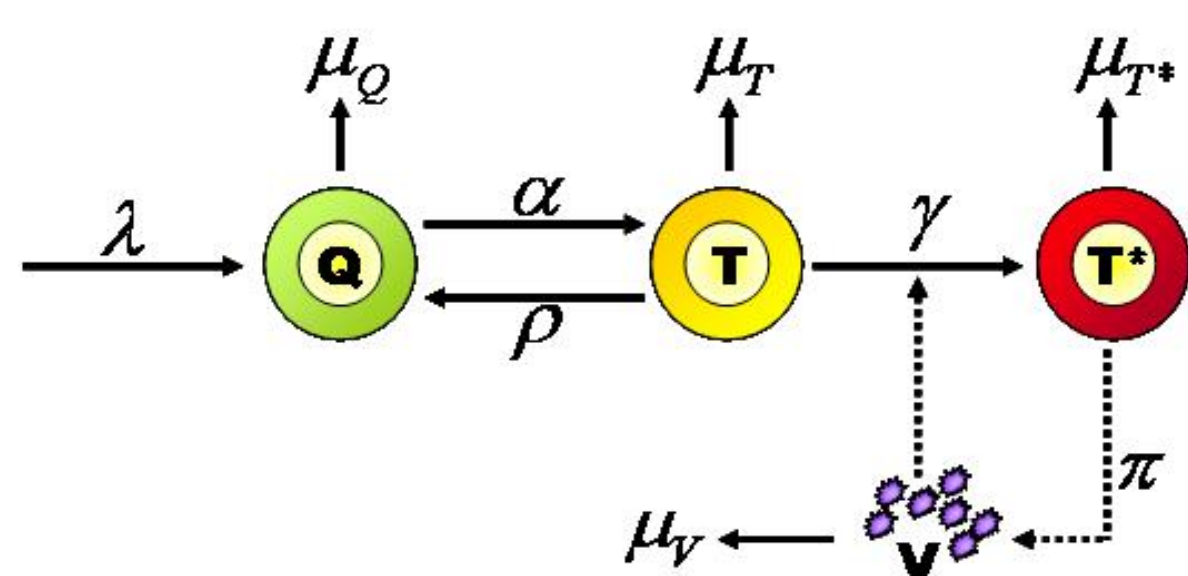
One-step LIM [2]:

$$\left(\frac{V_{L_{t+1}} - V_{L_t}}{T_{t+1} - T_t}\right)_i = \beta_{0i} + \beta_{CD4} CD4_t^i + \beta_{VL} VL_t^i + \sum_{j=1}^{n_{ARV}} \beta_{ARV_j} ARV_j^i(t)$$

Estimation Method: R library lme4 [3]

Mechanistic NLME-ODE

Mathematical Model: Ordinary differential equation (ODE) modelling CD4 quiescent (Q), target (T), infected (T^*) and viruses (V).



$$\begin{cases} \frac{dQ}{dt} = \lambda - \mu_Q Q - \alpha Q + \rho T \\ \frac{dT}{dt} = \alpha Q - \rho T - \mu_T T - \gamma VT \\ \frac{dT^*}{dt} = \gamma VT - \mu_{T^*} T^* \\ \frac{dV}{dt} = \pi T^* - \mu_V V \end{cases}$$

Statistical Model: Transition rates modelled with non linear mixed effect models (NLME).

$$\lambda_i = \lambda_0 + u_i^\lambda \quad u_i^\lambda \sim \mathcal{N}(0, \sigma_\lambda^2)$$

$$\alpha_i = \alpha_0 + u_i^\alpha \quad u_i^\alpha \sim \mathcal{N}(0, \sigma_\alpha^2)$$

$$\gamma_i(t) = \gamma_0 + \sum_{j=1}^{n_{ARV}} \beta_{ARV_j} ARV_j^i(t)$$

Observation Model: Viral load and CD4.

$$VL_{ij} = \log_{10}(V_i(j)) + \epsilon_{ij1}$$

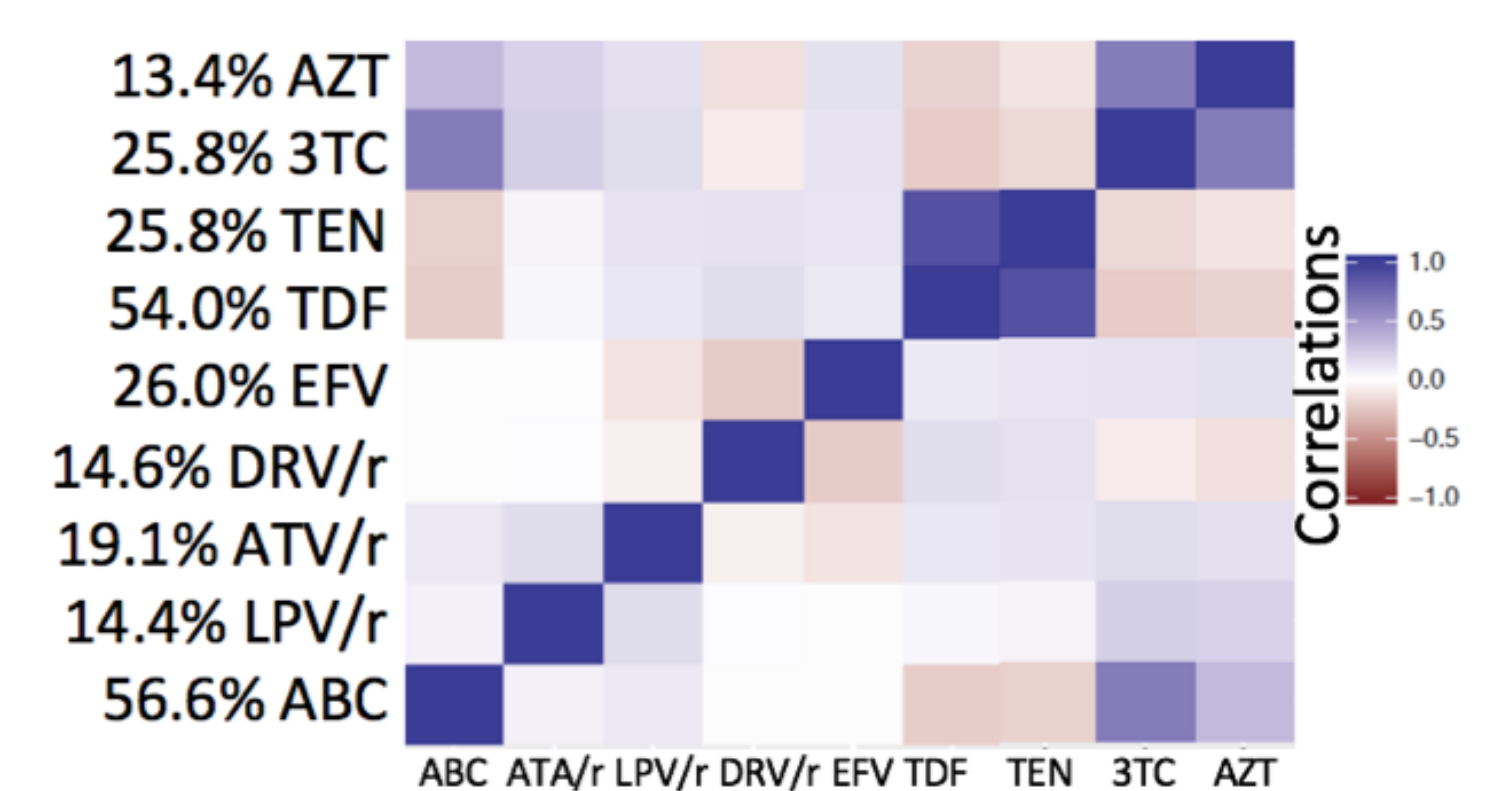
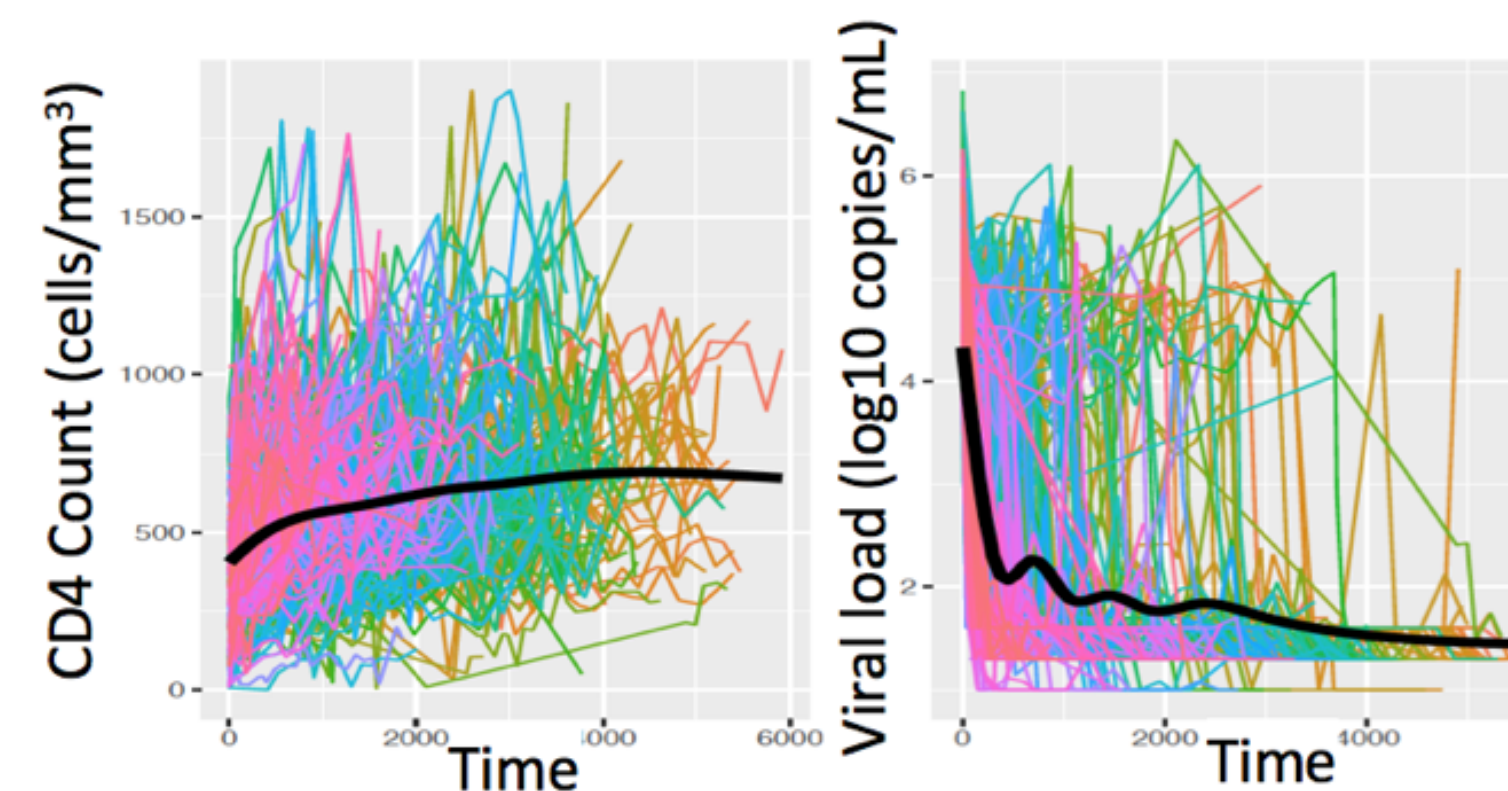
$$CD4_{ij} = (Q_i(j) + T_i(j) + T_i^*(j))^{0.25} + \epsilon_{ij2}$$

$$\epsilon_{ij1} \sim \mathcal{N}(0, \sigma_1^2) \text{ and } \epsilon_{ij2} \sim \mathcal{N}(0, \sigma_2^2)$$

Estimation Method: NIMROD, penalised likelihood maximisation for NLME-ODE [4,5]

The Aquitaine ANRS CO3 Cohort [6]

Treatment-naïve patients included after 1/1/2000 with at least two follow-up and baseline viral load > 10,000 copies/mm³ under investigated ARVs. Total N=248 out of 2550 patients in the cohort.



ARVs Effects

Reasonable concordance between **in-vitro/in-vivo** indicators of efficacy.

β_{ARV_j}	Two-step LIM	One-step LIM	NLME ODE
AZT	-1.3 [-4.0; 1.6]	-1.3 [-2.5; -0.2]	-0.33 [-0.36; -0.30]
3TC	-3.8 [-7.4; -0.1]	-2.8 [-5.0; -0.7]	-0.36 [-0.40; -0.32]
FTC	-3.7 [-7.4; 0.1]	-3.2 [-5.3; -1.0]	-0.40 [-0.45; -0.34]
ABC	-1.5 [-3.9; 1.1]	-1.6 [-2.7; -0.4]	-0.29 [-0.32; -0.26]
TEN	-1.1 [-3.6; 1.5]	-1.5 [-2.7; -0.4]	-0.30 [-0.35; -0.24]
EFV	-3.8 [-5.9; -1.4]	-2.4 [-3.6; -1.2]	-0.34 [-0.36; -0.32]
LPV/r	-3.5 [-5.6; -1.2]	-1.9 [-3.1; -0.7]	-0.28 [-0.33; -0.23]
ATA	-3.0 [-5.8; -0.1]	-2.3 [-3.4; -1.1]	-0.35 [-0.36; -0.34]
DRV/r	-3.4 [-6.0; -0.5]	-2.5 [-3.6; -1.3]	-0.34 [-0.36; -0.32]
Reg.	-2.1 (p=0.003)	-5.3 (p<0.001)	-13.6 (p=0.005)
Model fitted $\beta \times$ IIP, p-values are for R^2 adequation			
p-value	0.097	0.097	0.463
Spearman Corr. Instantaneous Inhibitory Potential (IIP) [7]			

In silico ARVs relief

Reduction of the number of ARV: The OLE trial [8], the SALT study [9] and the MADRID cohort [10] show that regarding viral control at 48 weeks, DRV/r+3TC (98%) lead to more successes than LPV/r+3TC (91%), which is more powerful than ATV+3TC (84%). **We investigate in silico the probability of viral control at 48 weeks.**

In vitro [7]	In vivo (1-step LIM)
Fraction of donors with indicated mode of interaction	
Antagonism	ATV/r+3TC 92.9% [89.2;96.7]
Synergy	DRV/r+3TC 93.8% [92.0;98.9]
Loewe	LPV/r+3TC 89.5% [84.6;92.9]
Bliss	
Intermediate	

Conclusion

- **Proof-of-concept**, need to add virus mutations & pharmacological modeling
- **Optimal design for patient/regimen-specific strategies** using Bayesian control [5]

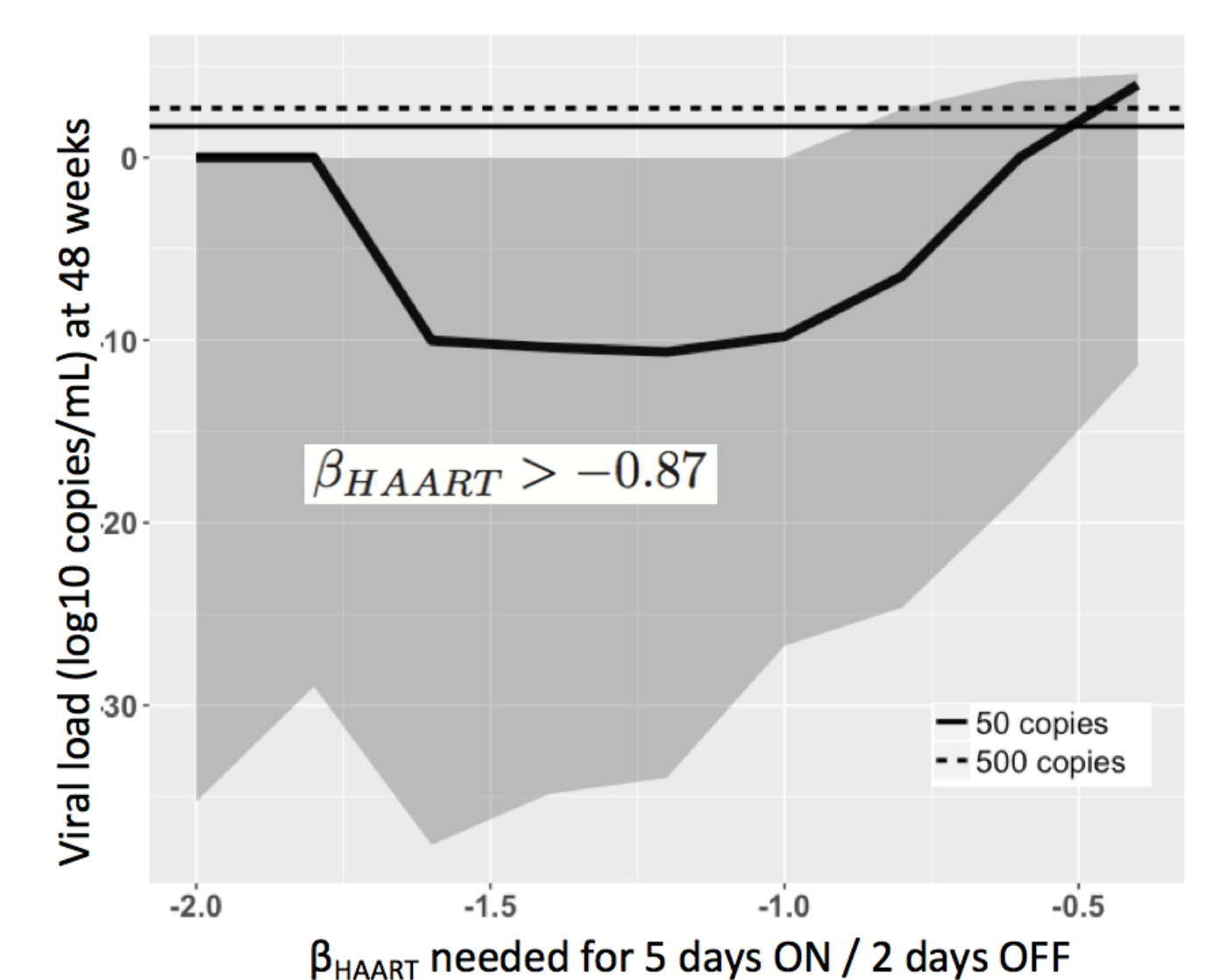
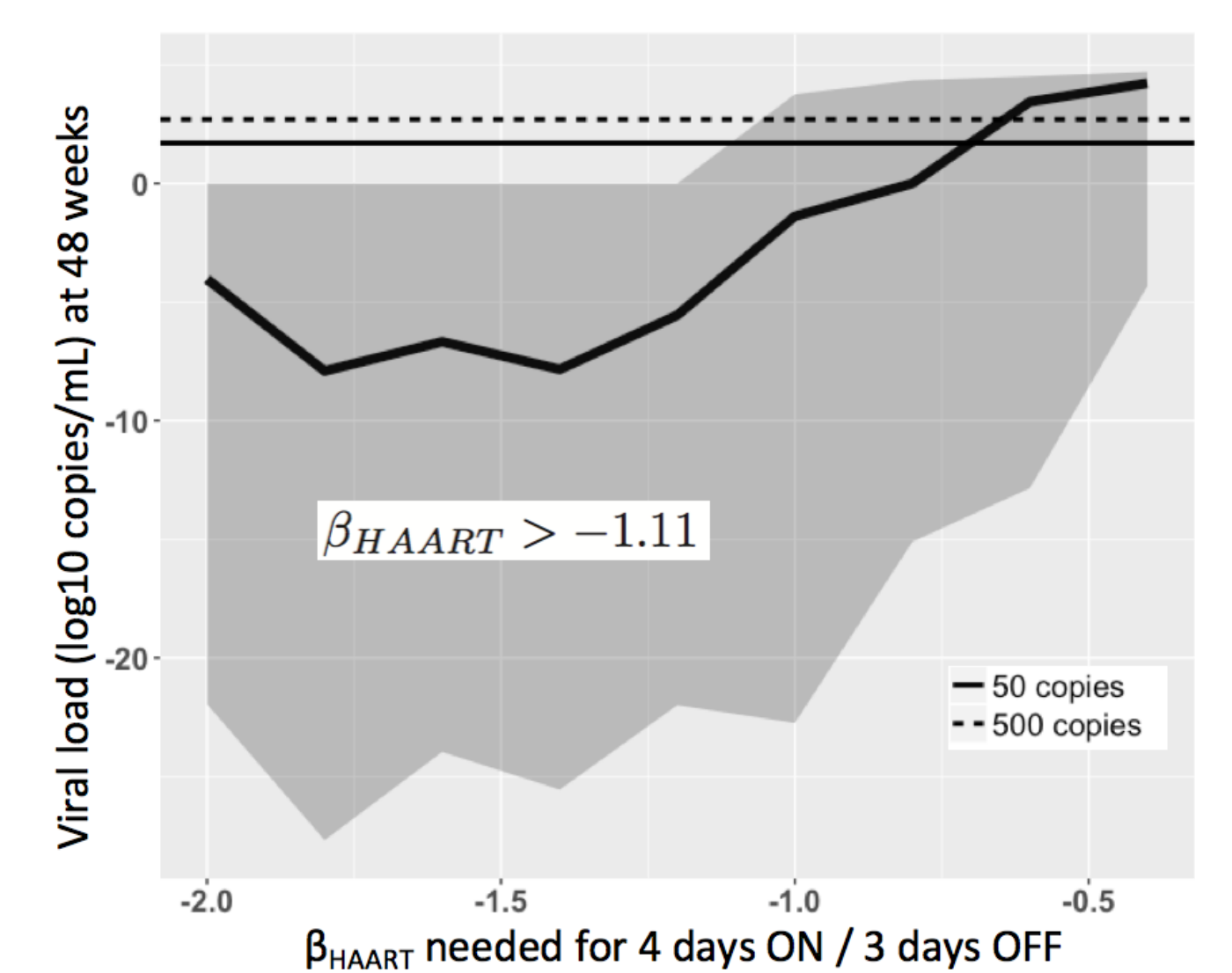
References

- [1] Arrowsmith et al. Nat. Rev. 2013 [2] Prague et al. Biometrics 2016 [3] Bates et al. J. Stat. Soft. 2015 [4] Prague et al. Computer Meth. Prog. Biomed. 2013 [5] Prague et al. Biometrics 2012 [6] Thiébaud et al. J. AIDS 2000 [7] Jilek et al. Nat. Med. 2012 [8] Arribas et al. Lancet 2015 [9] Perez-Molina et al. Lancet 2015 [10] Casado et al. J. antimicrob. Chemo. 2015 [11] DeTruchis et al., IAS, 2016 [12] Breather trial group, Lancet, 2016

In silico Short-cycle therapies

Predictive ability of NLME-ODE [1] are used to predict the probability to have viral control at 48 weeks under various On/off strategies.

$$\gamma_i(t) = \gamma_0 + \sum_{j=1}^{n_{ARV}} \beta_{ARV_j} ARV_j(t) I_{\{t = \text{day ON}\}}$$



This is consistent with on-going studies. Strategies such as in 4D ANRS 162 [11] shows 96% for viral control at 48 weeks with PI or NNRTI + 2NRTI and BREATHER trial [12] shows 94% of viral control at 48 weeks with EFV + 2NRTI.