



HAL
open science

Pareto-optimal coupling conditions for a second order traffic flow model at junctions

Oliver Kolb, Guillaume Costeseque, Paola Goatin, Simone Göttlich

► **To cite this version:**

Oliver Kolb, Guillaume Costeseque, Paola Goatin, Simone Göttlich. Pareto-optimal coupling conditions for a second order traffic flow model at junctions. 2017. hal-01551100v2

HAL Id: hal-01551100

<https://inria.hal.science/hal-01551100v2>

Preprint submitted on 21 Jul 2017 (v2), last revised 20 Apr 2018 (v3)

HAL is a multi-disciplinary open access archive for the deposit and dissemination of scientific research documents, whether they are published or not. The documents may come from teaching and research institutions in France or abroad, or from public or private research centers.

L'archive ouverte pluridisciplinaire **HAL**, est destinée au dépôt et à la diffusion de documents scientifiques de niveau recherche, publiés ou non, émanant des établissements d'enseignement et de recherche français ou étrangers, des laboratoires publics ou privés.

Pareto-optimal coupling conditions for a second order traffic flow model at junctions

Oliver Kolb,** Guillaume Costeseque*, Paola Goatin*, Simone Göttlich**

July 21, 2017

Abstract

This article deals with macroscopic traffic flow models on a road network. More precisely, we consider coupling conditions at junctions for the Aw-Rascle-Zhang second order model consisting of a hyperbolic system of two conservation laws. These coupling conditions conserve both the number of vehicles and the composition of traffic through the junction. The proposed Riemann solver is based on assignment coefficients, multi-objective optimization of fluxes and priority parameters. We prove that this Riemann solver is well posed in the case of special junctions, including 1-to-2 diverge and 2-to-1 merge.

Keywords. Traffic flow, second order model, coupling conditions, Riemann solver, junction.

AMS Classification. 90B20, 35L65

1 Introduction

1.1 Motivation

The mathematical modeling of road traffic flows on networks has attracted an impressive interest in the community of nonlinear Partial Differential Equations (PDE) over the last decades. Ranging from Hamilton-Jacobi equations to hyperbolic systems of conservation laws, this field appears to be really mature. A good review of the most recent contributions can be found in [2]. The interested reader is also referred to the book [5] and references therein.

In this work, we are interested in proposing a Riemann solver for a second order traffic flow model at junctions and we aim at studying its well-posedness properties. We make the usual distinction between *first order models* such as the seminal Lighthill-Whitham-Richards (LWR) model [18, 20] that consists of a scalar conservation law for the traffic density $\rho(t, x)$, $t \geq 0$ and $x \in \mathbb{R}$ standing for the time and space variables,

$$\partial_t \rho + \partial_x (\rho V(\rho)) = 0, \quad (1)$$

and *second order models* that read as a hyperbolic system of conservation laws. Here we consider the Aw-Rascle-Zhang (ARZ) model [1, 22] which combines a first conservation law for the density and another one for the mean traffic speed (see (2) below). In the LWR model (1), the traffic speed is supposed to be always in equilibrium, i.e. $v = V(\rho)$, depending only on the traffic density. The ARZ model has the advantage over the LWR model to account for observed traffic phenomena that are due to transient traffic states such as the capacity drop downstream a merge. The ARZ model has already been studied in a previous article [14], where traffic control strategies including ramp metering and variable speed limits were implemented.

To set an appropriate Riemann solver at the junction, we need to determine *coupling conditions* between incoming and outgoing roads in order to ensure the conservation of mass and momentum flows.

*Inria Sophia Antipolis - Méditerranée, Université Côte d'Azur, Inria, CNRS, LJAD, 06902 Sophia-Antipolis, France ({paola.goatin, guillaume.costeseque}@inria.fr).

**University of Mannheim, Department of Mathematics, 68131 Mannheim, Germany ({goettlich, kolb}@uni-mannheim.de).

1.2 Setting

1.2.1 Junction

Due to finite wave propagation speed, it is not restrictive to study a single junction. We define a *junction* J as the set of n incoming and m outgoing branches that meet at a single point (namely the *junction point* supposed to be located at $y = 0$) such that $J = \bigcup_{i=1}^{n+m} J_i \cdot e_i$ where $e_i \in \mathbb{R}^{n+m}$ are unit vectors and the branch J_i for any $i \in \{1, \dots, n+m\}$ is defined as follows:

$$J_i := \begin{cases}]-\infty, 0[, & \text{for any } i = 1, \dots, n, \\]0, +\infty[, & \text{for any } i = n+1, \dots, n+m. \end{cases}$$

In the remaining, we will mainly focus on the cases of a 1-to-1 junction ($n = m = 1$), a merge ($n = 2$ and $m = 1$) and a diverge ($n = 1$ and $m = 2$).

1.2.2 Road dynamics

We briefly recall the Aw-Rascle-Zhang equations [1, 22] and explain how they can be applied in the context of networks. Notice that we do not include the relaxation term as proposed in [9]. The model consists of a 2×2 system of conservation laws for the density and the velocity. For the description of the traffic, we introduce the density $\rho_i = \rho_i(t, x)$ and the speed of vehicles $v_i = v_i(t, x)$ on each road i at position $x \in J_i$ and time $t > 0$. We also define the flow on road i as

$$q_i := \rho_i v_i, \quad i = 1, \dots, n+m.$$

Then, the ARZ model on the junction J reads as follows

$$\begin{cases} \partial_t \rho_i + \partial_x (\rho_i v_i) = 0, \\ \partial_t (\rho_i w_i) + \partial_x (\rho_i v_i w_i) = 0, \\ w_i := v_i + p_i(\rho_i), \end{cases} \quad \text{on }]0, +\infty[\times J_i, \quad i = 1, \dots, n+m, \quad (2)$$

supplemented with the initial conditions

$$(\rho_i, v_i)(0, x) = (\rho_{i,0}, v_{i,0}), \quad \text{for } x \in J_i, \quad i = 1, \dots, n+m, \quad (3)$$

where $\rho_{i,0}, v_{i,0} \geq 0$ for any $i \in \{1, \dots, n+m\}$.

In conservative form, setting $y_i := \rho_i w_i$, (2) boils down to

$$\begin{cases} \partial_t \rho_i + \partial_x (y_i - \rho_i p_i(\rho_i)) = 0, \\ \partial_t y_i + \partial_x \left((y_i - \rho_i p_i(\rho_i)) \frac{y_i}{\rho_i} \right) = 0, \end{cases} \quad \text{on }]0, +\infty[\times J_i, \quad i = 1, \dots, n+m, \quad (4)$$

where $p_i(\rho)$ is a known pressure function satisfying $p_i'(\rho) > 0$ and $\rho p_i''(\rho) + 2p_i'(\rho) > 0$ for all ρ . The first condition guarantees that $p_i : \rho \mapsto p_i(\rho)$ is invertible while the latter condition ensures that the curve $\{w_i(\rho, v) = v + p_i(\rho) = c\}$ for any constant $c > 0$ is strictly concave in the $(\rho, \rho v)$ -plane. Therefore, there exists a unique sonic point $\sigma_i(c)$ maximizing the flux ρv along the curve $\{w_i(\rho, v) = c\}$. Notice that we also require that $p_i(0) = 0$.

We briefly recall the eigen-structure of the classical ARZ model (on J_i):

- the eigenvalues are $\lambda_{i,1} = v_i - \rho_i p_i'(\rho_i)$ and $\lambda_{i,2} = v_i$ (with $\lambda_{i,1} < \lambda_{i,2}$ whenever $\rho_i > 0$),
- the Riemann invariants are given by $W_{i,1} = v_i$ and $W_{i,2} = w_i = v_i + p_i(\rho_i)$ such that

$$\begin{cases} \partial_t W_{i,1} + \lambda_{i,1} \partial_x W_{i,1} = 0, \\ \partial_t W_{i,2} + \lambda_{i,2} \partial_x W_{i,2} = 0. \end{cases}$$

It is noteworthy that, for smooth solutions, the second equation of the ARZ model (2) can be rewritten as

$$\partial_t w_i + v_i \partial_x w_i = 0,$$

showing that the Lagrangian attribute w_i is advected with the traffic flow. This remark is fundamental for deriving coupling conditions on the conservation of the $(w_i)_{1 \leq i \leq n}$ through the junction point.

In this paper, we will consider the pressure function

$$p_i(\rho) = \frac{v_i^{\text{ref}}}{\gamma_i} \left(\frac{\rho}{\rho_i^{\text{max}}} \right)^{\gamma_i} \quad (5)$$

equipped with maximal density $\rho_i^{\text{max}} > 0$, maximal velocity $v_i^{\text{max}} > 0$, reference velocity $v_i^{\text{ref}} > 0$ and $\gamma_i > 0$ (see [10, 19]).

Note that above and in the following, we use $w_i = w_i(t, x)$ as space and time dependent state variable but also as function, e.g. in the form $w_i(\rho, v) = v + p_i(\rho)$. Analogously, we will use the notation $v_i(U) = w - p_i(\rho)$ for the velocity of a state $U = (\rho, \rho w)$.

Similar to first order traffic models, we define the demand and supply functions for each road i as follows: for a given constant c (corresponding to a fixed value of w) we have

$$D_i(\rho, c) = \begin{cases} (c - p_i(\rho))\rho & \text{if } \rho \leq \sigma_i(c), \\ (c - p_i(\sigma_i(c)))\sigma_i(c) & \text{if } \rho \geq \sigma_i(c), \end{cases} \quad (6)$$

$$S_i(\rho, c) = \begin{cases} (c - p_i(\sigma_i(c)))\sigma_i(c) & \text{if } \rho \leq \sigma_i(c), \\ (c - p_i(\rho))\rho & \text{if } \rho \geq \sigma_i(c), \end{cases} \quad (7)$$

where

$$\sigma_i(c) = \rho_i^{\text{max}} \left(\frac{c \gamma_i}{v_i^{\text{ref}} (1 + \gamma_i)} \right)^{\frac{1}{\gamma_i}}. \quad (8)$$

An illustration of the considered demand and supply functions is given in Figure 1. Supply and demand functions are needed to compute the coupling fluxes at the junction point.

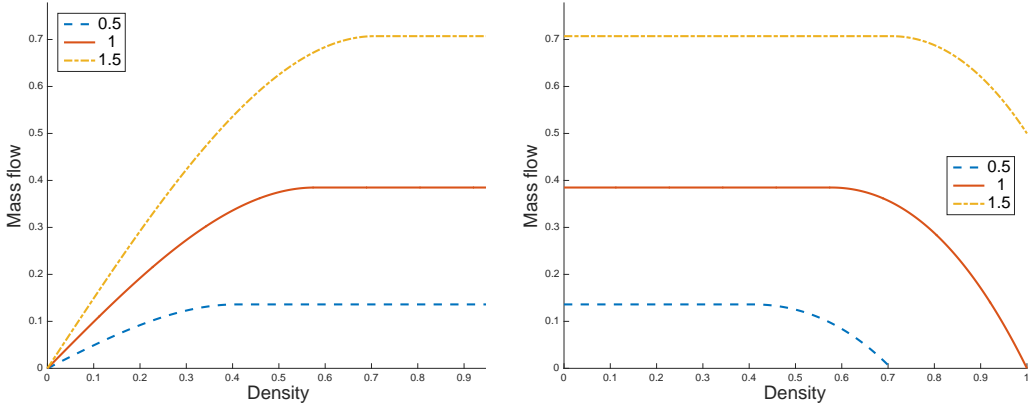


Figure 1: Demand and supply functions on a fixed road for $\rho^{\text{max}} = 1$, $v^{\text{ref}} = 2$, $\gamma = 2$ and the given values for c .

1.2.3 Problem statement

Given a junction J with n incoming and m outgoing roads, we look for a Riemann solver denoted by \mathcal{RS} to solve a Riemann problem posed on this junction. A Riemann problem for a junction is a generalization of a Riemann problem on a single link, i.e. a Cauchy problem with constant data on each branch. According to the classical approach [8], we define a Riemann solver as follows:

Definition 1 (Riemann solver at junction) A Riemann solver \mathcal{RS} of the Riemann problem (2)-(3) on the junction J is a function

$$\mathcal{RS} : \begin{array}{ccc} (\mathbb{R} \times \mathbb{R})^{n+m} & \longrightarrow & (\mathbb{R} \times \mathbb{R})^{n+m} \\ ((\rho_{1,0}, v_{1,0}), \dots, (\rho_{n+m,0}, v_{n+m,0})) & \longmapsto & ((\hat{\rho}_1, \hat{v}_1), \dots, (\hat{\rho}_{n+m}, \hat{v}_{n+m})) \end{array}$$

such that

(P1) the waves generated by $((\rho_{i,0}, v_{i,0}), (\hat{\rho}_i, \hat{v}_i))$ have negative speeds for every $i \in \{1, \dots, n\}$ (incoming roads). This means in particular that $(\hat{\rho}_i, \hat{v}_i)$ belongs to the curve of the first family passing through $(\rho_{i,0}, v_{i,0})$.

(P2) the waves generated by $((\hat{\rho}_i, \hat{v}_i), (\rho_{i,0}, v_{i,0}))$ have positive speeds for every $i \in \{n+1, \dots, n+m\}$ (outgoing roads).

One important feature of the Riemann solver is the *consistency*, according to the following definition:

Definition 2 (Consistency of a Riemann solver) A Riemann solver \mathcal{RS} is consistent if

$$\mathcal{RS}(\mathcal{RS}((\rho_{0,1}, v_{0,1}), \dots, (\rho_{0,n+m}, v_{0,n+m}))) = \mathcal{RS}((\rho_{0,1}, v_{0,1}), \dots, (\rho_{0,n+m}, v_{0,n+m})).$$

1.2.4 Assumptions

For sake of simplicity, we set $q_i := \hat{\rho}_i \hat{v}_i$ the flow at the junction on road i for any $i \in \{1, \dots, n+m\}$. The Riemann solver will be based on the following assumptions:

(A1) Mass conservation: The sum of incoming fluxes equals the sum of outgoing fluxes

$$\sum_{i=1}^n q_i = \sum_{j=n+1}^{n+m} q_j.$$

(A2) Fixed assignment coefficients: there exist some fixed coefficients α_{ji} describing the preferences of the drivers. These coefficients determine the percentage of the flux which passes from an incoming road i to an outgoing one j . We thus have

$$q_j = \sum_{i=1}^n \alpha_{ji} q_i$$

with $0 \leq \alpha_{ji} \leq 1$ and $\sum_{j=n+1}^{n+m} \alpha_{ji} = 1$ for any $i \in \{1, \dots, n\}$. We set $A := (\alpha_{ji})_{i,j}$ the matrix of all drivers' preferences.

We define the set of admissible states as

$$\Omega_{n \times m} := \left\{ (q_1, \dots, q_n) \in \mathbb{R}^n \left| \begin{array}{l} 0 \leq q_i \leq \Delta_i, \quad \forall i \in \{1, \dots, n\} \\ 0 \leq q_j = \sum_{i=1}^n \alpha_{ji} q_i \leq \Sigma_j, \quad \forall j \in \{n+1, \dots, n+m\} \end{array} \right. \right\} \quad (9)$$

where Δ_i (resp. Σ_i) stands for the demand (resp. supply) on road i defined by the function (6) (resp. (7)). While the demands are simply computed as

$$\Delta_i := D_i(\rho_{i,0}, v_{i,0} + p_i(\rho_{i,0})), \quad \text{for any } i = 1, \dots, n,$$

the supplies require more attention. The mechanism to get the correct supplies will be detailed in the different cases we study hereafter.

(A3) Multi-objective maximization of the fluxes: the drivers behave such that each incoming flux is maximized

$$\max_{\Omega_{n \times m}} (q_1, \dots, q_n). \quad (10)$$

(A4) Priorities for the incoming roads: for any given $\mathbf{P} = (P_1, \dots, P_n) \in \mathbb{R}^n$, with $P_i \geq 0$ and $\sum_{i=1}^n P_i = 1$, the solution of the Riemann solver lies on the Pareto front of the multi-objective maximization problem (10) and $\frac{q_i}{\sum_{i=1}^n q_i}$ is the closest to the given priority parameter P_i for any $i = 1, \dots, n$.

It is noteworthy that the assumptions (A3) together with (A4) are totally new. In the literature, one usually assumes either that the sum of the incoming fluxes is maximized (the reader is referred to the book [8]) or that the solution is given by the projection of a given priority vector on the feasible set (see for instance [6]). In the case of general 1-to- m diverges ($n = 1$ and $m \geq 1$), our multi-objective optimization (10) is equivalent to the maximization of the incoming flux i.e. $\max_{\Omega_{1 \times m}} q_1$, since there is only one incoming road.

1.3 Review of the literature

While there is a huge quantity of papers dealing with the first order LWR model on networks (see the book [8] and the references in [2]), there are only a few papers in the literature that propose coupling conditions for second order traffic flow models. Among those which deal more particularly with the ARZ model, we can highlight [7, 10, 11, 12].

In [7], the authors define several rules for their Riemann solvers and they prove that these Riemann solvers are well posed for special junctions. However, it is noteworthy that in their case the “generalized momentum” $y := \rho(v + p(\rho))$ is not conserved through the junction.

In the paper [10], both the mass and the flow momentum are conserved but the values of w_i for $i = n + 1, \dots, n + m$ are computed as a convex combination of the w_i of incoming roads with respect to the *demands* on the incoming roads. This solver has been inspired by [13] and it has been reused in [19, 21]. Such a Riemann solver is known not to be consistent in the sense of Definition 2. For instance, it suffices to consider a 2-to-1 merge with one incoming road in free-flow phase and the other one in congested situation.

In [12], the authors propose the homogenization of an underlying microscopic model to solve the mixing problem of driver behaviors through the junction when there is more than one incoming road. Differently from [7], they consider that the quantity $w = v + p(\rho)$ is conserved through the junction. Moreover, the flux at the junction is not necessarily maximized. This has been modified in [11]. However both in [12] and [11], due to the homogenization process considered, the authors introduce a pressure function $\tilde{p}_j(\rho)$ on outgoing roads that may be different from the initial function $p_j(\rho)$.

Other second order traffic models on junctions have been studied in the literature such as the Phase Transition models in [3, 6]. The Riemann solver in [6] is quite similar to the one proposed in [12].

Finally, in the engineering literature, a junction model has been proposed in [15] for models extracted from the GSOM family [17, 16] which encompasses a wide range of second order traffic flow models. The authors assume that all the incoming fluxes mix through a *buffer* at the junction before exiting on the outgoing roads. We believe that such a process is tractable for keeping things simple but it loses some information about the mixture of the incoming w_i .

1.4 Organization of the paper

In Section 2 we provide coupling conditions for junctions with a single incoming road namely the simplest spatial discontinuity treated as a 1-to-1 junction and for a 1-to-2 diverge. We then detail the case of a 2-to-1 merge in Section 3, which requires more technicalities due to nonlinear constraints in the set of admissible states. Finally, we give some concluding remarks in Section 4.

2 Coupling conditions for junctions with a single incoming road

In the following, we present the couplings between roads at the junction point for several types of junction with $n = 1$ incoming road and $m \geq 1$ outgoing roads. The considered coupling conditions can be given in terms of mass flow $q = \rho v$ and “momentum flow” qw . The computation of the actual states at a junction is not necessary.

2.1 1-to-1 junction

We model a spatial discontinuity, like for instance a bottleneck, by a 1-to-1 junction, i.e. $n = m = 1$. This case is interesting because it provides good insights for the construction of the supply function on outgoing roads.

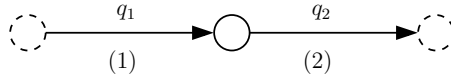


Figure 2: 1-to-1 junction.

We use index 1 for the incoming road, index 2 for the outgoing road (see Figure 2), and consider the data $U_i = (\rho_i, \rho_i w_i)$ at the adjacent boundaries of roads 1 and 2, respectively.

In this very simple case, the assignment matrix is obviously $A = 1$ and the set of admissible states simply reads

$$\Omega_{1 \times 1} = \left\{ q_1 \in \mathbb{R} \mid \begin{array}{l} 0 \leq q_1 \leq \Delta_1 \\ 0 \leq q_2 = q_1 \leq \Sigma_2 \end{array} \right\}$$

where $\Delta_1 = D_1(\rho_1, w_1)$ and Σ_2 denote respectively the demand on the incoming road and the supply on the outgoing road. The supply is not simply computed with respect to the initial conditions (ρ_2, w_2) on the outgoing road. Indeed, according to Definition 1, we are looking for waves with positive speeds on the outgoing road. It embeds shocks, rarefaction waves and contact discontinuities. We recall that the w_i are advected with the speed of traffic. Moreover a contact discontinuity propagates the change from w_1 to w_2 while the speed v_2 is a Riemann invariant and remains unchanged across the wave. We thus compute a *modified* density $\tilde{\rho}_2$ which is either given by the intersection of the curves $\{w_2(U) = w_1\}$ and $\{v_2(U) = v_2(U_2)\}$ or by $\tilde{\rho}_2 = 0$. It can be explicitly computed as follows:

$$\tilde{\rho}_2 := p_2^{-1}(\max\{0, w_1 - v_2\}).$$

Flow maximization at the junction over all admissible states leads to

$$q_1 = q_2 = \tilde{q} = \min\{D_1(\rho_1, w_1), S_2(\tilde{\rho}_2, w_1)\}, \quad (11)$$

where the functions D_1 and S_2 are respectively defined in (6) and (7). Obviously, the minimum in (11) exists and is unique and thus the Riemann solver is well posed.

Note that for the considered pressure functions (5) the *modified* density $\tilde{\rho}_2$ can be computed explicitly:

$$\tilde{\rho}_2 = \rho_2^{\max} \left(\max \left\{ 0, \frac{\gamma_2}{v_2^{\text{ref}}} (w_1 - v_2(U_2)) \right\} \right)^{\frac{1}{\gamma_2}}. \quad (12)$$

Then, $q_1 = q_2 = \tilde{q}$ determines the mass flow out of road 1/into road 2. Further, with $\tilde{w} = w_1$ at the junction, the momentum flow is given by $\tilde{q}\tilde{w}$. The densities $(\hat{\rho}_1, \hat{\rho}_2)$ and speeds (\hat{v}_1, \hat{v}_2) are defined such that

$$\hat{\rho}_i (w_1 - p_i(\hat{\rho}_i)) = \tilde{q}, \quad \text{and} \quad \hat{v}_i = w_1 - p_i(\hat{\rho}_i), \quad \forall i = 1, 2.$$

2.2 Dispersing junction 1-to-2

We assign index 1 for the incoming road, and indices 2 and 3 for the outgoing roads (see Figure 3).

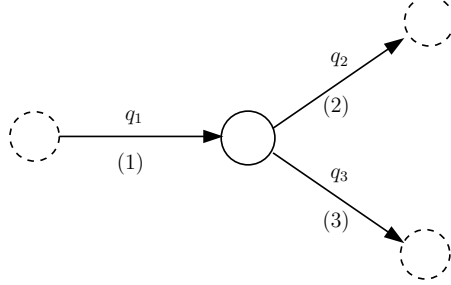


Figure 3: 1-to-2 junction.

The assignment matrix is given by $A = (\alpha, 1 - \alpha)$ where the distribution rate $\alpha \in]0, 1[$ describes the proportion of the flow going from road 1 to road 2. The set of admissible states is given by

$$\Omega_{1 \times 2} = \left\{ q_1 \in \mathbb{R} \left| \begin{array}{l} 0 \leq q_1 \leq \Delta_1 \\ 0 \leq q_2 = \alpha q_1 \leq \Sigma_2 \\ 0 \leq q_3 = (1 - \alpha)q_1 \leq \Sigma_3 \end{array} \right. \right\}$$

where $\Delta_1 = D_1(\rho_1, w_1)$ stands for the incoming demand and Σ_j , for $j = 2, 3$, denote the supplies on both outgoing roads.

We exclude the extreme case of $\alpha = 0$ (resp. $\alpha = 1$) since in this case we obtain $q_2 = 0$ and $q_1 = q_3$ (resp. $q_3 = 0$ and $q_1 = q_2$), which reduces to a 1×1 junction. In contrast with [12], we define

$$\begin{aligned} q_1 &= \min \left\{ D_1(\rho_1, w_1), \frac{1}{\alpha} S_2(\tilde{\rho}_2, w_1), \frac{1}{1 - \alpha} S_3(\tilde{\rho}_3, w_1) \right\}, \\ q_2 &= \alpha q_1, \\ q_3 &= (1 - \alpha)q_1, \end{aligned} \tag{13}$$

where similar to above $\tilde{\rho}_j$ is obtained by

$$\tilde{\rho}_j := p_j^{-1}(\max\{0, w_1 - v_j\}), \quad j \in \{2, 3\}. \tag{14}$$

Remark 2.1 (Generalization to a $1 \times m$ junction) *The above results can be easily generalized to a diverge with $n = 1$ incoming road and $m \geq 1$ outgoing roads. It suffices to consider an assignment matrix $A = (\alpha_{2,1}, \dots, \alpha_{j,1}, \dots, \alpha_{m+1,1})$ with $\alpha_{j,1} \in]0, 1[$ for any $j \in \{2, \dots, m + 1\}$*

and $\sum_{j=n+1}^{n+m} \alpha_{j,1} = 1$. *The admissible set is thus given by*

$$\Omega_{1 \times m} = \left\{ q_1 \in \mathbb{R} \left| \begin{array}{l} 0 \leq q_1 \leq \Delta_1 \\ 0 \leq q_j = \alpha_{j,1} q_1 \leq \Sigma_j, \quad \forall j \in \{2, \dots, m + 1\} \end{array} \right. \right\},$$

where $\Delta_1 = D_1(\rho_1, w_1)$ and $\Sigma_j = S_j(\tilde{\rho}_j, w_1)$ for any $j = 2, \dots, m + 1$.

Then we obtain

$$\begin{aligned} q_1 &= \min \left\{ D_1(\rho_1, w_1), \min_{j=n+1, \dots, n+m} \frac{1}{\alpha_{j,1}} S_j(\tilde{\rho}_j, w_1) \right\}, \\ q_j &= \alpha_{j,1} q_1, \quad \forall j \in \{n + 1, \dots, n + m\}. \end{aligned} \tag{15}$$

The modified densities $\tilde{\rho}_j$ are obtained as in (14).

3 Coupling conditions for a 2-to-1 merging junction

We use index 1 and 2 for the incoming roads, and index 3 for the outgoing road (see Figure 4). This case is more involved. This is due to the fact that the conservation of the flow momentum produces some nonlinear constraints in the set of admissible fluxes.

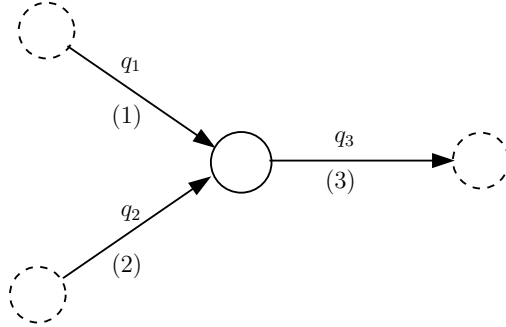


Figure 4: 2-to-1 junction.

Indeed, in this case, the admissible set is given by

$$\Omega_{2 \times 1} = \left\{ (q_1, q_2) \in \mathbb{R}^2 \mid \begin{array}{l} 0 \leq q_1 \leq \Delta_1 \\ 0 \leq q_2 \leq \Delta_2 \\ 0 \leq q_3 = q_1 + q_2 \leq \Sigma_3 \end{array} \right\}, \quad (16)$$

where $\Delta_1 = D_1(\rho_1, w_1)$, $\Delta_2 = D_2(\rho_2, w_2)$ are the incoming demands and $\Sigma_3 = S_3(\tilde{\rho}_3, \tilde{w})$ is the downstream supply. The *modified* density on the outgoing road $\tilde{\rho}_3$ is given by

$$\tilde{\rho}_3 := p_3^{-1}(\max\{0, \tilde{w} - v_3\}),$$

which, for the considered pressure functions (5), reads

$$\tilde{\rho}_3 = \rho_3^{\max} \left(\max \left\{ 0, \frac{\gamma_3}{v_3^{\text{ref}}} (\tilde{w} - v_3) \right\} \right)^{\frac{1}{\gamma_3}}. \quad (17)$$

Above, \tilde{w} is the convex combination of w_1 and w_2 given implicitly by

$$\tilde{w} = \frac{q_1}{q_1 + q_2} w_1 + \frac{q_2}{q_1 + q_2} w_2, \quad (18)$$

which depends on the final “mixture rate” q_1/q_2 . To overcome this difficulty, we propose to build a two-steps iterative process to define a unique solution to the Riemann problem on a 2-to-1 merge, based on our assumption (A4). Unlike other coupling conditions [10, 13, 19, 21], we assume that there exists a priority vector $\mathbf{P} = (P_1, P_2) = (P, 1 - P)$ with $P \in]0, 1[$ that is independent of the demand of the incoming roads. It is noteworthy that a similar iterative process has been previously presented in [4] for the first order LWR model and in [6] for a Phase Transition model.

3.1 Setting of the supply function

Assume that there exists a parameter $z \in [0, 1]$ (that could be different to the priority parameter P introduced above) such that

$$\begin{aligned} q_1 &= zq_3, \\ q_2 &= (1 - z)q_3, \end{aligned}$$

where we recall that $q_3 = q_1 + q_2$. We set $\Delta w = w_1 - w_2$ and we observe that

$$\tilde{w} = \frac{q_1 w_1 + q_2 w_2}{q_1 + q_2} = w_2 + z \Delta w =: w(z).$$

With simple algebra, putting (7), (8), (17) and (18) together, the supply function $\Sigma_3 = S_3(\tilde{\rho}_3, \tilde{w})$ can be written in a general form

$$\Sigma_3(q_1, q_2) = K \left(\frac{q_1 w_1 + q_2 w_2}{q_1 + q_2} + \delta \right)^\gamma,$$

or equivalently

$$\tilde{\Sigma}_3(z) := K (w_2 + z \Delta w + \delta)^\gamma,$$

with

$$\begin{cases} K = \left(\frac{\gamma_3}{\gamma_3 + 1} \right)^{\frac{\gamma_3 + 1}{\gamma_3}} \frac{\rho_3^{\max}}{\left(v_3^{ref} \right)^{\frac{1}{\gamma_3}}}, \delta = 0, \gamma = \frac{\gamma_3 + 1}{\gamma_3}, & \text{if } w(z) \leq \frac{\gamma_3 + 1}{\gamma_3} v_3, \\ K = v_3 \rho_3^{\max} \left(\frac{\gamma_3}{v_3^{ref}} \right)^{\frac{1}{\gamma_3}}, \delta = -v_3, \gamma = \frac{1}{\gamma_3}, & \text{if } w(z) > \frac{\gamma_3 + 1}{\gamma_3} v_3. \end{cases}$$

Observe that

$$\Sigma_3(q_1, q_2) = \tilde{\Sigma}_3 \left(\frac{q_1}{q_1 + q_2} \right) \quad \text{for any } (q_1, q_2) \in \mathbb{R}^+ \times \mathbb{R}^+ \setminus (0, 0).$$

It is noteworthy that there exists $\hat{P} \in \mathbb{R}$ such that $w(\hat{P}) = \frac{\gamma_3 + 1}{\gamma_3} v_3$. This particular priority value separates the two branches of the curve $\Sigma_3(q_1, q_2) = q_1 + q_2$ in the (q_1, q_2) plane. It is explicitly given by

$$\hat{P} := \frac{1}{\Delta w} \left(\frac{\gamma_3 + 1}{\gamma_3} v_3 - w_2 \right). \quad (19)$$

We observe that $\tilde{\Sigma}_3$ is continuously differentiable but not C^2 in \hat{P} .

3.2 Convexity of the set of admissible states $\Omega_{2 \times 1}$

Proposition 3.1 (Convexity of the set of admissible states) *The set of admissible states $\Omega_{2 \times 1}$ defined in (16) is non-empty and convex.*

Proof First, we simply observe that $(0, 0)$ belongs to $\Omega_{2 \times 1}$.

Next, we consider two (distinct) points

$$\tilde{Q} = \begin{pmatrix} \tilde{q}_1 \\ \tilde{q}_2 \end{pmatrix} = \tilde{\Sigma}_3(\tilde{P}) \begin{pmatrix} \tilde{P} \\ 1 - \tilde{P} \end{pmatrix} \quad \text{and} \quad \tilde{\tilde{Q}} = \begin{pmatrix} \tilde{\tilde{q}}_1 \\ \tilde{\tilde{q}}_2 \end{pmatrix} = \tilde{\Sigma}_3(\tilde{\tilde{P}}) \begin{pmatrix} \tilde{\tilde{P}} \\ 1 - \tilde{\tilde{P}} \end{pmatrix}$$

on the boundary induced by the supply function $\tilde{\Sigma}_3(z)$, parameterized with respect to the flux ratio $z = \frac{q_1}{q_1 + q_2}$ (see Figure 5). First neglecting restrictions due to demands Δ_1 and Δ_2 , we will show that the segment between \tilde{Q} and $\tilde{\tilde{Q}}$ is feasible, i.e. $[\tilde{Q}, \tilde{\tilde{Q}}] \subset \Omega_{2 \times 1}$. The convexity of the feasible set including demand restrictions ($q_1 \leq \Delta_1, q_2 \leq \Delta_2$) will follow from the fact that the intersection of convex sets is convex.

Note that we consider the case

$$\Delta w = w_1 - w_2 \neq 0.$$

If $\Delta w = 0$, the boundary induced by the supply function is a straight line and the convexity of the feasible set is obvious.

Let

$$Q_\mu = \tilde{Q} + \mu(\tilde{\tilde{Q}} - \tilde{Q}) = \begin{pmatrix} q_1(\mu) \\ q_2(\mu) \end{pmatrix}, \quad \mu \in [0, 1]$$

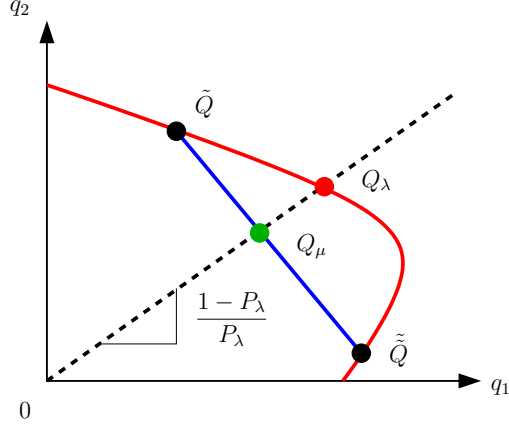


Figure 5: Sketch of the situation considered in the proof of Proposition 3.1.

be the segment connecting \tilde{Q} and $\tilde{\tilde{Q}}$, and set

$$P_\lambda = \tilde{P} + \lambda \underbrace{(\tilde{\tilde{P}} - \tilde{P})}_{=\Delta P}, \quad \lambda \in [0, 1],$$

such that $Q_\lambda = \tilde{\Sigma}_3(P_\lambda) \begin{pmatrix} P_\lambda \\ 1 - P_\lambda \end{pmatrix}$ is on the same line through the origin as Q_μ .

We will show that the total flux corresponding to Q_μ is smaller than or equal to the total flux corresponding to the point Q_λ , i.e.

$$q_1(\mu) + q_2(\mu) \leq \tilde{\Sigma}_3(P_\lambda), \quad (20)$$

and thus the point Q_μ is feasible (note that the feasible set is star-shaped with the origin as star center).

To compare the total fluxes corresponding to Q_μ and Q_λ , we first compute a representation of μ in terms of λ . To simplify the notation, we introduce

$$\tilde{\Sigma} = \tilde{\Sigma}_3(\tilde{P}), \quad \tilde{\tilde{\Sigma}} = \tilde{\Sigma}_3(\tilde{\tilde{P}}), \quad \Delta\Sigma = \tilde{\tilde{\Sigma}} - \tilde{\Sigma}.$$

Since Q_μ and Q_λ are on the same line through the origin, we have

$$\frac{q_1(\mu)}{q_1(\mu) + q_2(\mu)} = P_\lambda \quad \Leftrightarrow \quad \frac{\tilde{P}\tilde{\Sigma} + \mu(\tilde{\tilde{P}}\tilde{\tilde{\Sigma}} - \tilde{P}\tilde{\Sigma})}{\tilde{\Sigma} + \mu\Delta\Sigma} = \tilde{P} + \lambda\Delta P.$$

Multiplying both sides with $\tilde{\Sigma} + \mu\Delta\Sigma$ and solving for μ yields (after a few algebraic transformations)

$$\mu = \frac{\lambda\tilde{\tilde{\Sigma}}}{(1 - \lambda)\tilde{\Sigma} + \lambda\tilde{\tilde{\Sigma}}}. \quad (21)$$

Since the flux corresponding to Q_μ is given by $\tilde{\Sigma} + \mu\Delta\Sigma$, replacing μ from (21) yields

$$\tilde{\Sigma} + \mu\Delta\Sigma = \frac{\tilde{\Sigma}\tilde{\tilde{\Sigma}}}{(1 - \lambda)\tilde{\Sigma} + \lambda\tilde{\tilde{\Sigma}}}.$$

To conclude the proof, we need to show (20). This is equivalent to showing that

$$g(\lambda) := \tilde{\Sigma}_3(P_\lambda)((1 - \lambda)\tilde{\Sigma} + \lambda\tilde{\tilde{\Sigma}}) - \tilde{\Sigma}\tilde{\tilde{\Sigma}} \geq 0, \quad \forall \lambda \in [0, 1].$$

Note that g is continuously differentiable and that $g(0) = 0 = g(1)$. Thus, if there would exist a point $\lambda \in]0, 1[$ with $g(\lambda) < 0$, there would exist at least one local minimum of g in $]0, 1[$. We will show that such a point cannot exist. Note that g is twice continuously differentiable in $]0, 1[$ except for at most one point, i.e. \hat{P} defined in (19), and the following proof also covers the case in which $P_{\lambda^*} = \hat{P}$.

We have:

$$\begin{aligned}\tilde{\Sigma}_3(z) &= K(w(z) + \delta)^\gamma, \\ \tilde{\Sigma}'_3(z) &= K\gamma(w(z) + \delta)^{\gamma-1} \Delta w, \\ \tilde{\Sigma}''_3(z) &= K\gamma(\gamma - 1)(w(z) + \delta)^{\gamma-2} (\Delta w)^2,\end{aligned}$$

where $w(z) = w_2 + z\Delta w$.

For the derivatives of g we get

$$\begin{aligned}g'(\lambda) &= \tilde{\Sigma}'_3(P_\lambda) \Delta P ((1 - \lambda)\tilde{\Sigma} + \lambda\tilde{\Sigma}) - \tilde{\Sigma}_3(P_\lambda) \Delta \Sigma, \\ g''(\lambda) &= \tilde{\Sigma}''_3(P_\lambda) (\Delta P)^2 ((1 - \lambda)\tilde{\Sigma} + \lambda\tilde{\Sigma}) - 2\tilde{\Sigma}'_3(P_\lambda) \Delta P \Delta \Sigma.\end{aligned}$$

Now, for any stationary point λ^* , we get from $g'(\lambda^*) = 0$

$$\Delta \Sigma = \frac{\tilde{\Sigma}'_3(P_{\lambda^*}) \Delta P ((1 - \lambda^*)\tilde{\Sigma} + \lambda^*\tilde{\Sigma})}{\tilde{\Sigma}_3(P_{\lambda^*})}. \quad (22)$$

From (22), we get for the (one-sided) second derivative(s) of g

$$\begin{aligned}g''(\lambda^*) &= \tilde{\Sigma}''_3(P_{\lambda^*}) (\Delta P)^2 ((1 - \lambda^*)\tilde{\Sigma} + \lambda^*\tilde{\Sigma}) - 2\tilde{\Sigma}'_3(P_{\lambda^*}) \Delta P \Delta \Sigma \\ &= K\gamma(\gamma - 1)(w(P_{\lambda^*}) + \delta)^{\gamma-2} (\Delta w)^2 (\Delta P)^2 ((1 - \lambda^*)\tilde{\Sigma} + \lambda^*\tilde{\Sigma}) \\ &\quad - 2K\gamma(w(P_{\lambda^*}) + \delta)^{\gamma-1} \Delta w \Delta P \frac{\tilde{\Sigma}'_3(P_{\lambda^*}) \Delta P ((1 - \lambda^*)\tilde{\Sigma} + \lambda^*\tilde{\Sigma})}{\tilde{\Sigma}_3(P_{\lambda^*})} \\ &= K\gamma(\gamma - 1)(w(P_{\lambda^*}) + \delta)^{\gamma-2} (\Delta w)^2 (\Delta P)^2 ((1 - \lambda^*)\tilde{\Sigma} + \lambda^*\tilde{\Sigma}) \\ &\quad - 2K^2\gamma^2(w(P_{\lambda^*}) + \delta)^{2\gamma-2} (\Delta w)^2 (\Delta P)^2 \frac{((1 - \lambda^*)\tilde{\Sigma} + \lambda^*\tilde{\Sigma})}{K(w(P_{\lambda^*}) + \delta)^\gamma} \\ &= \underbrace{K(w(P_{\lambda^*}) + \delta)^{\gamma-2}}_{>0} \underbrace{(\Delta w)^2}_{>0} \underbrace{(\Delta P)^2}_{>0} \underbrace{((1 - \lambda^*)\tilde{\Sigma} + \lambda^*\tilde{\Sigma})}_{>0} \underbrace{(\gamma(\gamma - 1) - 2\gamma^2)}_{=-(\gamma+\gamma^2)<0} < 0.\end{aligned}$$

□

Note that the convexity of the feasible set ensures the continuous dependence of the proposed Riemann solver based on (A4) with respect to the priority parameter P .

3.3 Pareto front

We are interested in the points $(q_1, q_2) \in \Omega_{2 \times 1}$ such that both q_1 and q_2 are maximal. The solution lies on the Pareto front, say the set of points for which neither q_1 nor q_2 can be increased without decreasing the other one. To this aim, we consider the local optima of $q_1(z) = z\tilde{\Sigma}_3(z)$ and $q_2(z) = (1 - z)\tilde{\Sigma}_3(z) = \tilde{\Sigma}_3(z) - q_1(z)$. We compute

$$\begin{aligned}q'_1(z) &= \tilde{\Sigma}_3(z) + z\tilde{\Sigma}'_3(z) \\ &= K(w_2 + z\Delta w + \delta)^{\gamma-1} [\Delta w(\gamma + 1)z + w_2 + \delta]\end{aligned}$$

and

$$\begin{aligned} q_1''(z) &= 2\tilde{\Sigma}'_3(z) + z\tilde{\Sigma}''_3(z) \\ &= K\gamma\Delta w (w_2 + z\Delta w + \delta)^{\gamma-2} [\Delta w(\gamma+1)z + 2(w_2 + \delta)]. \end{aligned}$$

Let

$$P^* := -\frac{w_2 + \delta}{(\gamma+1)\Delta w} = \begin{cases} -\frac{\gamma_3}{2\gamma_3+1} \frac{w_2}{\Delta w} & \text{if } w_2 \leq \frac{2\gamma_3+1}{\gamma_3} v_3, \\ -\frac{\gamma_3}{\gamma_3+1} \frac{w_2 - v_3}{\Delta w} & \text{if } w_2 > \frac{2\gamma_3+1}{\gamma_3} v_3, \end{cases} \quad (23)$$

the point such that $q_1'(P^*) = 0$.

We observe that $\Delta w(\gamma+1)P^* + w_2 + \delta = 0$ and we deduce that

$$q_1''(P^*) = K\gamma\Delta w \left(\frac{\gamma}{\gamma+1} \right)^{\gamma-2} (w_2 + \delta)^{\gamma-1}$$

which has the same sign as Δw (indeed, one can prove that $w_2 + \delta$ is always non-negative). More precisely, if $\Delta w > 0$ then P^* is a local minimum and if $\Delta w < 0$ then P^* is a local maximum for q_1 .

Similarly, we can simply compute the local optima for $q_2 : z \mapsto q_2(z)$ by using the previous analysis of $z \mapsto q_1(z)$ and its derivatives, since

$$\begin{aligned} q_2'(z) &= \tilde{\Sigma}'_3(z) - q_1'(z) \\ &= -K(w_2 + z\Delta w + \delta)^{\gamma-1} [\Delta w(\gamma+1)z + w_2 + \delta - \gamma\Delta w] \end{aligned}$$

and

$$\begin{aligned} q_2''(z) &= \tilde{\Sigma}''_3(z) - q_1''(z) \\ &= -K\gamma\Delta w (w_2 + z\Delta w + \delta)^{\gamma-2} [\Delta w(\gamma+1)z + 2(w_2 + \delta) - (\gamma-1)\Delta w]. \end{aligned}$$

We set $P^{**} := P^* + \frac{\gamma}{\gamma+1}$, say

$$P^{**} = \frac{\gamma}{\gamma+1} - \frac{w_2 + \delta}{(\gamma+1)\Delta w} = \begin{cases} \frac{1}{2\gamma_3+1} \left(1 - \gamma_3 \frac{2w_2 - w_1}{\Delta w} \right) & \text{if } w_1 \leq \frac{2\gamma_3+1}{\gamma_3} v_3, \\ \frac{1}{\gamma_3+1} \left(1 - \gamma_3 \frac{w_2 - v_3}{\Delta w} \right) & \text{if } w_1 > \frac{2\gamma_3+1}{\gamma_3} v_3, \end{cases} \quad (24)$$

that satisfies $q_2'(P^{**}) = 0$.

Using the fact that $\Delta w(\gamma+1)P^{**} + w_2 + \delta - \gamma\Delta w = 0$, we compute

$$q_2''(P^{**}) = -K\gamma\Delta w \left(\frac{\gamma}{\gamma+1} \right)^{\gamma-2} (w_1 + \delta)^{\gamma-1}.$$

It is easy to observe that if $\Delta w < 0$, then P^{**} is a local minimum and if $\Delta w > 0$, then P^{**} is a local maximum for q_2 .

Remark 3.2 While this analysis is conducted for any value of Δw , we will only consider P^* (respectively P^{**}) when $\Delta w < 0$ (resp. $\Delta w > 0$) since we want to maximize the fluxes (q_1, q_2) in accordance with assumption (A4).

It is also interesting to observe that $\lim_{\Delta w \rightarrow 0^-} P^* = +\infty$ and $\lim_{\Delta w \rightarrow 0^+} P^{**} = -\infty$.

We are now ready to properly set our Riemann solver.

3.4 Definition of the Pareto-optimal priority-based Riemann solver

The main idea of our construction principle is the following: starting from the flux ratio $z = P$ given by the priority parameter and if the corresponding point on the boundary of the feasible set is not Pareto optimal itself, we decrease (resp. increase) the flux ratio z if $\Delta w = w_1 - w_2 < 0$ (resp. if $\Delta w > 0$) until we reach the closest point on the Pareto front.

Given initial Riemann data on each branch of the junction, we define a vector $Q = (q_1, q_2)$ of incoming fluxes by a two-step procedure that is given as follows:

- **Step 1:** We first compute the theoretical flux on road 3 allowed if the priority parameter is enforced

$$F(P) = \min \left\{ \frac{\Delta_1}{P}, \frac{\Delta_2}{1-P}, \tilde{\Sigma}_3(P) \right\}$$

with

$$\begin{aligned} \Delta_i &= D_i(\rho_i, w_i) \quad \text{for any } i = 1, 2, \\ \tilde{\Sigma}_3(P) &= S_3(\rho_P, w_P), \\ w_P &= w_2 + P\Delta w. \end{aligned}$$

The value of ρ_P is given either by the intersection of the curves $\{w = w_P\}$ and $\{v = v_3\}$ or by $\rho_P = 0$. It is given by

$$\rho_P = p_3^{-1} (\max\{0, w_P - v_3\})$$

and it can be computed explicitly

$$\rho_P = \rho_3^{\max} \left(\max \left\{ 0, \frac{\gamma_3}{v_3^{\text{ref}}} (w_P - v_3) \right\} \right)^{\frac{1}{\gamma_3}}.$$

Further we compute the corresponding fluxes on both incoming roads

$$\tilde{q}_1 = PF(P) \quad \text{and} \quad \tilde{q}_2 = (1-P)F(P).$$

- **Step 2:** We then distinguish the following different cases:

1. If

$$\begin{aligned} \Delta w &= 0, & \text{or} \\ \Delta w < 0 \quad \text{and} \quad P &\leq P^*, & \text{or} \\ \Delta w > 0 \quad \text{and} \quad P &\geq P^{**}, \end{aligned} \tag{25}$$

we choose

$$\begin{aligned} q_1 &= \min \{ \Delta_1, \max \{ \tilde{q}_1, \Sigma_3(q_1, q_2) - q_2 \} \}, \\ q_2 &= \min \{ \Delta_2, \max \{ \tilde{q}_2, \Sigma_3(q_1, q_2) - q_1 \} \}. \end{aligned} \tag{26}$$

Existence and uniqueness of this choice will be discussed in Section 3.5 below as well as fulfillment of property (A4).

2. If

$$\Delta w < 0 \quad \text{and} \quad P \geq P^*,$$

we compute

$$q_1^* = P^* \tilde{\Sigma}_3(P^*) \quad \text{and} \quad q_2^* = (1 - P^*) \tilde{\Sigma}_3(P^*)$$

and apply

$$q_2 = \min \{ \Delta_2, \max \{ q_2^*, \Sigma_3(q_1, q_2) - q_1 \} \}. \tag{27}$$

For the computation of q_1 we distinguish the following cases. Again, existence and uniqueness as well as fulfillment of property (A4) will be discussed in Section 3.6 below.

(a) If

$$F(P) = \tilde{\Sigma}_3(P) \quad \text{and} \quad q_2^* \leq \Delta_2,$$

we apply

$$q_1 = \min\{q_1^*, \Delta_1\}. \quad (28)$$

(b) Otherwise

$$q_1 = \min\{\Delta_1, \max\{\tilde{q}_1, \Sigma_3(q_1, q_2) - q_2\}\}. \quad (29)$$

3. The case

$$\Delta w > 0 \quad \text{and} \quad P \leq P^{**}$$

can be treated analogously to case 2.

From Remark 3.2, we note that $\Delta w \rightarrow 0^-$ ensures $P \leq P^*$ and $\Delta w \rightarrow 0^+$ ensures $P \geq P^{**}$, which is relevant for the continuity of the Riemann solver with respect to Δw .

3.5 Analysis for case (25)

Starting from

$$F(P) = \min\left\{\frac{\Delta_1}{P}, \frac{\Delta_2}{1-P}, \tilde{\Sigma}_3(P)\right\},$$

the following cases might occur:

(E1) $F(P) = \tilde{\Sigma}_3(P)$ (Figure 6): In this case, the point

$$q_1 = \tilde{q}_1 = P\tilde{\Sigma}_3(P), \quad q_2 = \tilde{q}_2 = (1-P)\tilde{\Sigma}_3(P)$$

is Pareto optimal and fulfills the “desired” flux ratio ($\frac{q_1}{q_1+q_2} = P$), thus (A4) is fulfilled. Obviously, the given point is a solution of (26). Uniqueness of this solution follows from the strict monotonicity of the level set $q_2 = \Sigma_3(q_1, q_2) - q_1$ within $q_1, q_2 \geq 0$ in the considered case (25).

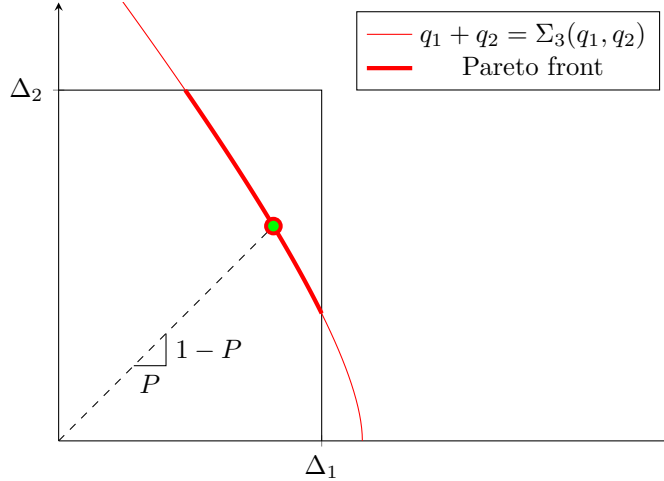


Figure 6: Illustration of the case (E1).

(E2) $F(P) = \frac{\Delta_1}{P}$ (Figure 7): The desired solution according to (A4) is given by $q_1 = \Delta_1$ and the maximization of q_2 subject to

$$\tilde{q}_2 \leq q_2 \leq \min\{\Sigma_3(\Delta_1, q_2) - \Delta_1, \Delta_2\}, \quad (30)$$

which is Pareto optimal and where the flux ratio $z = \frac{q_1}{q_1+q_2}$ is as close as possible to P .

Since $\tilde{q}_1 = \Delta_1$ here, $q_1 = \Delta_1$ actually is the unique solution of (26) for q_1 (independent of the value of q_2). To show that also the second equation of (26) has a unique solution for q_2 (with $q_1 = \Delta_1$), fulfilling the maximization within the bounds (30), we consider the function

$$G_2(q_2) = \min \{ \Delta_2, \max \{ \tilde{q}_2, \Sigma_3(\Delta_1, q_2) - \Delta_1 \} \} - q_2. \quad (31)$$

Since G_2 is continuous and satisfies $G_2(\Delta_2) \leq 0$ and

$$G_2(\tilde{q}_2) = \min \left\{ \underbrace{\Delta_2}_{\geq \tilde{q}_2}, \underbrace{\max \{ \tilde{q}_2, \Sigma_3(\Delta_1, \tilde{q}_2) - \Delta_1 \}}_{\geq \tilde{q}_2} \right\} - \tilde{q}_2 \geq 0,$$

existence of a solution within the bounds (30) is clear. Note that the solution can be computed by bisection. Uniqueness again follows from the strict monotonicity of the level set $q_2 = \Sigma_3(q_1, q_2) - q_1$ within $q_1, q_2 \geq 0$ in the considered case (25): there is at most one intersection of the curves $q_1 = \Delta_1$ and the level set in the feasible domain, corresponding to the solution $q_2 = \Delta_2$ (no intersection) or a unique point on the level set with $q_1 = \Delta_1$. In both cases the found solution maximizes q_2 within the bounds of (30).

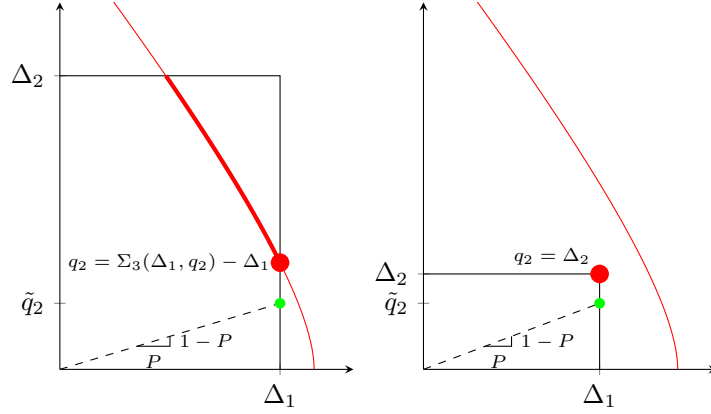


Figure 7: Illustration of the case (E2).

(E3) $F(P) = \frac{\Delta_2}{1-P}$ (Figure 8): Analogous to case (E2), the desired solution according to (A4) is given by $q_2 = \Delta_2$ and the maximization of q_1 subject to

$$\tilde{q}_1 \leq q_1 \leq \min \{ \Sigma_3(q_1, \Delta_2) - \Delta_2, \Delta_1 \}, \quad (32)$$

which corresponds to the unique solution of (26) in this case. The proof of the existence and uniqueness of this solution is a straightforward adaptation of the case (E2).

3.6 Analysis for $\Delta w < 0$ and $P \geq P^*$

First of all, notice that the case $\Delta w > 0$ with $P < P^{**}$ can be treated analogously. Next, we distinguish the following cases:

(H1) $F(P) = \tilde{\Sigma}_3(P)$ and $q_2^* \leq \Delta_2$:

- (a) If additionally $q_1^* \leq \Delta_1$, the point (q_1^*, q_2^*) is feasible and fulfills the desired conditions (A4) (cf. Figure 9). Further, it is also the unique solution of (27) and (28), since

$$\min \{ q_1^*, \Delta_1 \} = q_1^*,$$

and $q_2 = q_2^* \leq \Delta_2$ is the unique solution of $q_2 = \Sigma_3(q_1^*, q_2) - q_1^*$.

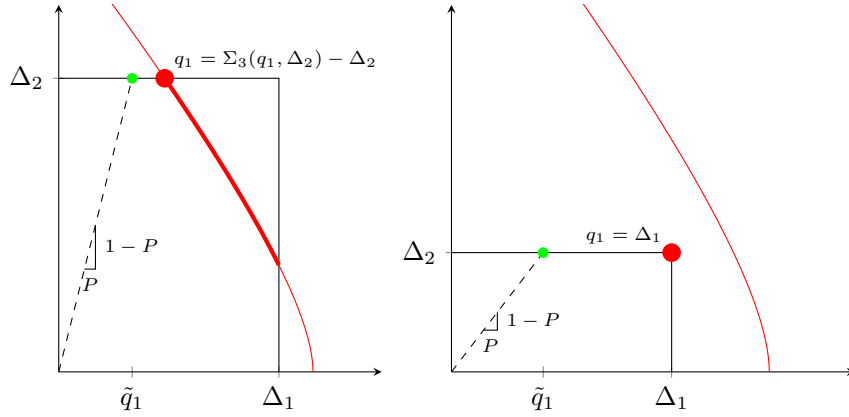


Figure 8: Illustration of the case (E3).

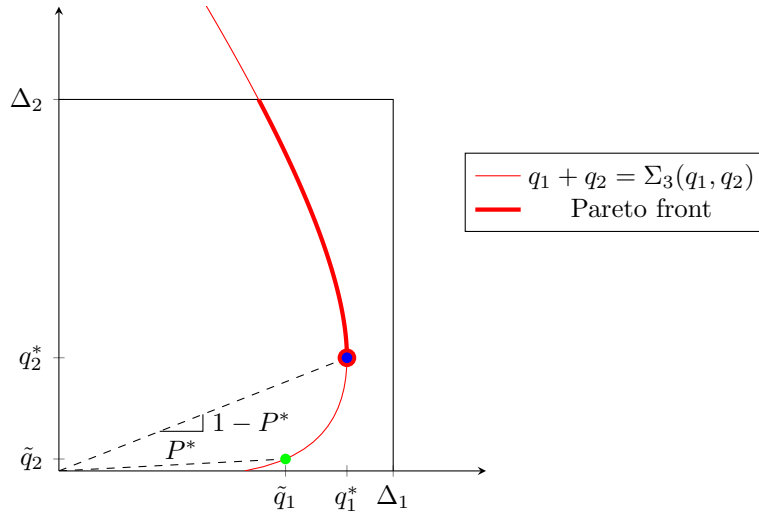


Figure 9: Illustration of the case (H1)a.

- (b) If $q_1^* > \Delta_1$ (cf. Figure 10), the desired solution according to (A4) is $q_1 = \Delta_1$ and q_2 should be maximized subject to

$$q_2^* \leq q_2 \leq \min\{\Delta_2, \Sigma_3(\Delta_1, q_2) - \Delta_1\}.$$

According to (28), $q_1 = \Delta_1$ is correctly chosen by our Riemann solver. Further, similar to the arguments in (E2), the unique solution of (27) (with $q_1 = \Delta_1$) maximizes q_2 in the given bounds. Uniqueness here follows from the strict monotonicity of the level set for $q_2 \geq q_2^*$ and again bisection can be applied for the actual computation of the solution of (27).

- (H2) In the rest of the cases, the solution induced by (A4) should correspond to the (unique) solution of (27) and (29):

- (a) If $F(P) = \tilde{\Sigma}_3(P)$ and $q_2^* \geq \Delta_2$ (cf. Figure 11): (A4) induces $q_2 = \Delta_2$ and maximization of q_1 subject to

$$\tilde{q}_1 \leq q_1 \leq \min\{\Delta_1, \Sigma_3(q_1, \Delta_2) - \Delta_2\}.$$

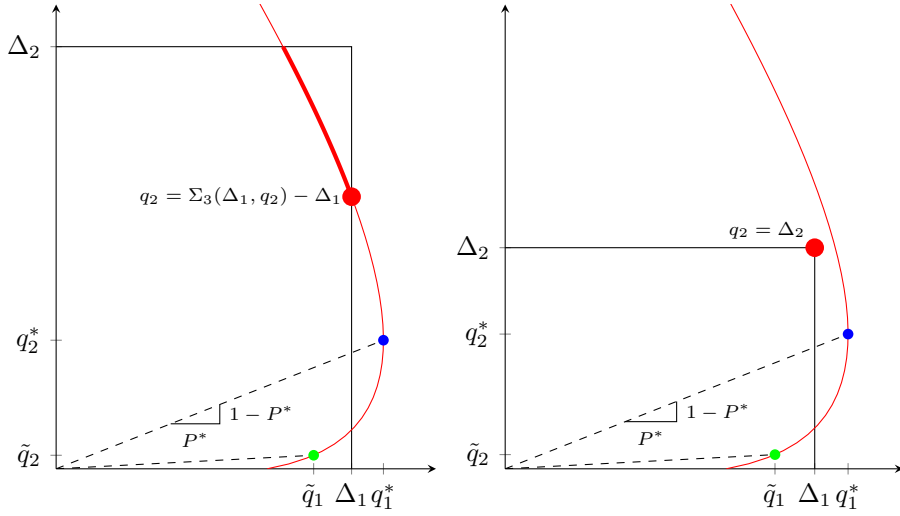


Figure 10: Illustration of the case (H1)b.

Since $q_2^* \geq \Delta_2$, (27) directly yields

$$q_2 = \min\{\Delta_2, \underbrace{\max\{q_2^*, \Sigma_3(q_1, q_2) - q_1\}}_{\geq q_2^*}\} = \Delta_2.$$

With $q_2 = \Delta_2$ fixed, there is at most one solution of $q_1 = \Sigma_3(q_1, q_2) - q_2$ within the feasible set due to the strict monotonicity of the level set for $q_2 \leq \Delta_2 \leq q_2^*$. Further, $\Sigma_3(\tilde{q}_1, \Delta_2) - \Delta_2 \geq \tilde{q}_1$ so that either $q_1 = \Delta_1$ (no intersection with the level set) or the intersection point is the solution of (29) - fulfilling the maximization of q_1 within the given bounds.

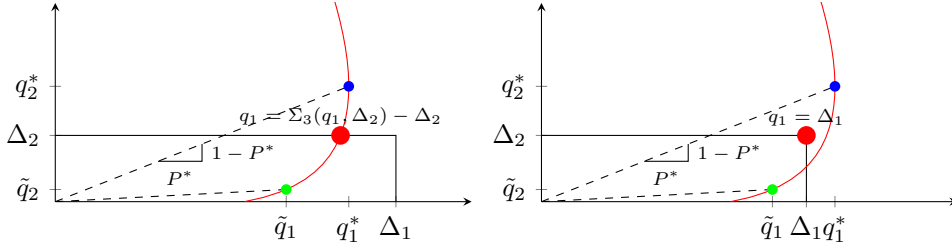


Figure 11: Illustration of the case (H2)a.

- (b) If $F(P) = \frac{\Delta_1}{P}$: (A4) induces $q_1 = \tilde{q}_1 = \Delta_1$ and maximization of q_2 subject to

$$\tilde{q}_2 \leq q_2 \leq \min\{\Delta_2, \Sigma_3(\Delta_1, q_2) - \Delta_1\}.$$

First, (29) directly yields

$$q_1 = \min\{\Delta_1, \underbrace{\max\{\tilde{q}_1, \Sigma_3(q_1, q_2) - q_2\}}_{\geq \Delta_1}\} = \Delta_1$$

as desired.

Now, if $q_2^* \geq \Delta_2$, (27) directly yields $q_2 = \Delta_2$, which maximizes q_2 in the given bounds. Otherwise, if $q_2^* \leq \Delta_2$, (27) only allows solutions $q_2 \in [q_2^*, \Delta_2]$. Again, we have at most one intersection of the level set $q_2 = \Sigma_3(q_1, q_2) - q_1$ with $q_1 = \Delta_1$ in the considered range, leading to a unique solution of (27), which also maximizes q_2 in the given bounds.

(c) If $F(P) = \frac{\Delta_2}{1-P}$: (A4) induces $q_2 = \tilde{q}_2 = \Delta_2$ and maximization of q_1 subject to

$$\tilde{q}_1 \leq q_1 \leq \min\{\Delta_1, \Sigma_3(q_1, \Delta_2) - \Delta_2\}.$$

Since we consider $P \geq P^*$, we know $q_2^* \geq \tilde{q}_2 = \Delta_2$. Accordingly, (27) directly yields $q_2 = \Delta_2$. Existence and uniqueness of a solution q_1 of (29), which additionally maximizes q_1 in the given bounds, follows again from the fact that there is at most one intersection of the level set $q_1 = \Sigma_3(q_1, q_2) - q_2$ with $q_2 = \Delta_2$ (and $\Sigma_3(\tilde{q}_1, \Delta_2) - \Delta_2 \geq \tilde{q}_1$).

Note that the described solutions in the cases (H1) and (H2a) coincide if $q_2^* = \Delta_2$ (continuity of the proposed Riemann solver).

4 Conclusion

In this paper, we have presented coupling conditions for the Aw-Rascle-Zhang second order traffic flow model at junctions. The solutions for general 1-to- m ($m \geq 1$) diverges and for a 2-to-1 merge are exhibited. In the case of the merge, the solver is based on a two-steps construction making use of a priority parameter between incoming roads. This priority parameter is fixed and it is independent from the incoming demands. The main contribution of our work is to present a multi-objective optimization problem of the incoming flows, leading to considering solutions lying on a Pareto front. It is noteworthy that it is not straightforward to extend our well-posedness result for the 2-to-1 merge to n -to-1 merges or to general $n \times m$ junctions, since the assumption (A4) might not be sufficient to ensure the uniqueness of the solution. The proof of the consistency of our Riemann solver is out of the scope of this paper, since it involves long and cumbersome analysis. It will make the object of future study. Future research also includes numerical computations for the presented Riemann solvers and applications to dynamic traffic management.

Acknowledgments

G. Costeseque is thankful to the Scientific Computing Research Group at the University of Mannheim for its hospitality during the preparation of this manuscript. This work is supported by DFG grant GO 1920/4-1.

References

- [1] A. AW AND M. RASCLE, *Resurrection of "second order" models of traffic flow*, SIAM Journal on Applied Mathematics, 60 (2000), pp. 916–938, <http://www.jstor.org/stable/118533>. 1, 2
- [2] A. BRESSAN, S. ČANIĆ, M. GARAVELLO, M. HERTY, AND B. PICCOLI, *Flows on networks: recent results and perspectives*, EMS Surveys in Mathematical Sciences, 1 (2014), pp. 47–111. 1, 5
- [3] R. M. COLOMBO, P. GOATIN, AND B. PICCOLI, *Road networks with phase transitions*, Journal of Hyperbolic Differential Equations, 7 (2010), pp. 85–106. 5
- [4] M. L. DELLE MONACHE, P. GOATIN, AND B. PICCOLI, *Priority-based riemann solver for traffic flow on networks*, arXiv preprint arXiv:1606.07418, (2016). 8
- [5] M. GARAVELLO, K. HAN, AND B. PICCOLI, *Models for vehicular traffic on networks*, vol. 9, American Institute of Mathematical Sciences (AIMS), Springfield, MO, 2016. 1
- [6] M. GARAVELLO AND F. MARCELLINI, *The Riemann problem at a junction for a phase transition traffic model*, (2016). 5, 8

- [7] M. GARAVELLO AND B. PICCOLI, *Traffic flow on a road network using the Aw-Rascle model*, Communications in Partial Differential Equations, 31 (2006), pp. 243–275. [5](#)
- [8] M. GARAVELLO AND B. PICCOLI, *Traffic flow on networks*, Springfield, MO: American Institute of Mathematical Sciences (AIMS), 2006. [3](#), [5](#)
- [9] J. M. GREENBERG, *Extensions and amplifications of a traffic model of Aw and Rascle*, SIAM Journal on Applied Mathematics, 62 (2001), pp. 729–745, <http://www.jstor.org/stable/3061785>. [2](#)
- [10] B. HAUT AND G. BASTIN, *A second order model of road junctions in fluid models of traffic networks*, Networks and Heterogeneous Media, 2 (2007), pp. 227–253. [3](#), [5](#), [8](#)
- [11] M. HERTY, S. MOUTARI, AND M. RASCLE, *Optimization criteria for modelling intersections of vehicular traffic flow*, Networks and Heterogeneous Media, 1 (2006), pp. 275–294. [5](#)
- [12] M. HERTY AND M. RASCLE, *Coupling conditions for a class of second-order models for traffic flow*, SIAM Journal on Mathematical Analysis, 38 (2006), pp. 595–616, <https://doi.org/10.1137/05062617X>. [5](#), [7](#)
- [13] W. JIN AND H. ZHANG, *On the distribution schemes for determining flows through a merge*, Transportation Research Part B: Methodological, 37 (2003), pp. 521 – 540. [5](#), [8](#)
- [14] O. KOLB, S. GÖTTLICH, AND P. GOATIN, *Capacity drop and traffic control for a second order traffic model*, accepted for publication in Networks and Heterogeneous Media, (2017). [1](#)
- [15] J. LEBACQUE, S. MAMMAR, AND H. HAJ-SALEM, *An intersection model based on the GSOM model*, in Proceedings of the 17th World Congress, The International Federation of Automatic Control, Seoul, Korea, 2008, pp. 7148–7153. [5](#)
- [16] J. P. LEBACQUE, X. LOUIS, S. MAMMAR, B. SCHNETZLER, AND H. HAJ-SALEM, *Modélisation du trafic autoroutier au second ordre*, Comptes Rendus Mathématique, 346 (2008), pp. 1203–1206. [5](#)
- [17] J.-P. LEBACQUE, S. MAMMAR, AND H. H. SALEM, *Generic second order traffic flow modelling*, in Transportation and Traffic Theory 2007. Papers Selected for Presentation at ISTTT17, 2007. [5](#)
- [18] M. J. LIGHTHILL AND G. B. WHITHAM, *On Kinematic Waves. II. A Theory of Traffic Flow on Long Crowded Roads*, Royal Society of London Proceedings Series A, 229 (1955), pp. 317–345. [1](#)
- [19] C. PARZANI AND C. BUISSON, *Second-order model and capacity drop at merge*, Transportation Research Record: Journal of the Transportation Research Board, 2315 (2012), pp. 25–34, <https://doi.org/10.3141/2315-03>. [3](#), [5](#), [8](#)
- [20] P. I. RICHARDS, *Shock waves on the highway*, Operations research, 4 (1956), pp. 42–51. [1](#)
- [21] F. SIEBEL, W. MAUSER, S. MOUTARI, AND M. RASCLE, *Balanced vehicular traffic at a bottleneck*, Mathematical and Computer Modelling, 49 (2009), pp. 689 – 702. [5](#), [8](#)
- [22] H. M. ZHANG, *A non-equilibrium traffic model devoid of gas-like behavior*, Transportation Research Part B: Methodological, 36 (2002), pp. 275–290. [1](#), [2](#)

Contents

1	Introduction	1
1.1	Motivation	1
1.2	Setting	2
1.2.1	Junction	2
1.2.2	Road dynamics	2
1.2.3	Problem statement	3
1.2.4	Assumptions	4
1.3	Review of the literature	5
1.4	Organization of the paper	5
2	Coupling conditions for junctions with a single incoming road	6
2.1	1-to-1 junction	6
2.2	Dispersing junction 1-to-2	7
3	Coupling conditions for a 2-to-1 merging junction	8
3.1	Setting of the supply function	8
3.2	Convexity of the set of admissible states $\Omega_{2 \times 1}$	9
3.3	Pareto front	11
3.4	Definition of the Pareto-optimal priority-based Riemann solver	13
3.5	Analysis for case (25)	14
3.6	Analysis for $\Delta w < 0$ and $P \geq P^*$	15
4	Conclusion	18