



A posteriori stopping criteria for optimized Schwarz domain decomposition algorithms in mixed formulations

Sarah Ali Hassan, Caroline Japhet, Michel Kern, Martin Vohralík

► To cite this version:

Sarah Ali Hassan, Caroline Japhet, Michel Kern, Martin Vohralík. A posteriori stopping criteria for optimized Schwarz domain decomposition algorithms in mixed formulations. 2017. hal-01529532v1

HAL Id: hal-01529532

<https://inria.hal.science/hal-01529532v1>

Preprint submitted on 31 May 2017 (v1), last revised 12 Jul 2018 (v3)

HAL is a multi-disciplinary open access archive for the deposit and dissemination of scientific research documents, whether they are published or not. The documents may come from teaching and research institutions in France or abroad, or from public or private research centers.

L'archive ouverte pluridisciplinaire **HAL**, est destinée au dépôt et à la diffusion de documents scientifiques de niveau recherche, publiés ou non, émanant des établissements d'enseignement et de recherche français ou étrangers, des laboratoires publics ou privés.

...

Sarah Ali Hassan*, Caroline Japhet, Michel Kern, and Martin Vohralík

A posteriori stopping criteria for optimized Schwarz domain decomposition algorithms in mixed formulations

DOI ..., Received ...; accepted ...

Abstract: This paper develops a posteriori estimates for domain decomposition methods with optimized Robin transmission conditions on the interface between subdomains. We choose to demonstrate the methodology for mixed formulations, with a lowest-order Raviart–Thomas–Nédélec discretization, often used for heterogeneous and anisotropic porous media diffusion problems. Our estimators allow to distinguish the spatial discretization and the domain decomposition error components. We propose an adaptive domain decomposition algorithm wherein the iterations are stopped when the domain decomposition error does not affect significantly the overall error. Two main goals are thus achieved. First, a guaranteed bound on the overall error is obtained at each step of the domain decomposition algorithm. Second, important savings in terms of the number of domain decomposition iterations can be realized. Numerical experiments illustrate the efficiency of our estimates and the performance of the adaptive stopping criteria.

Keywords: Heterogeneous diffusion, mixed finite element method, domain decomposition method, optimized Schwarz method, Robin transmission conditions, a posteriori error estimate, stopping criteria.

PACS: ...

***Corresponding author: Sarah Ali Hassan**, Inria Paris, 2 rue Simone Iff, 75589 Paris 12, France & Université Paris-Est, CERMICS (ENPC), 77455 Marne-la-Vallée 2, France
sarah.ali-hassan@inria.fr

Michel Kern, Martin Vohralík, Inria Paris, 2 rue Simone Iff, 75589 Paris 12, France & Université Paris-Est, CERMICS (ENPC), 77455 Marne-la-Vallée 2, France
Michel.Kern@inria.fr, martin.vohralik@inria.fr

Caroline Japhet, UMR 7539, LAGA, Université Paris 13, 93430 Villetaneuse, France
japhet@math.univ-paris13.fr

Communicated by: ...

Dedicated to ...

1 Introduction

We consider in this paper the following model diffusion problem: find the fluid pressure head p and the Darcy velocity \mathbf{u} such that

$$\mathbf{u} = -\mathbf{S}\nabla p \quad \text{in } \Omega, \quad (1a)$$

$$\nabla \cdot \mathbf{u} = f \quad \text{in } \Omega, \quad (1b)$$

$$p = g_D \quad \text{on } \Gamma^D, \quad (1c)$$

$$-\mathbf{u} \cdot \mathbf{n} = g_N \quad \text{on } \Gamma^N, \quad (1d)$$

where $\Omega \subset \mathbb{R}^d$, $d = 2, 3$, is a polygonal (polyhedral if $d = 3$) domain (open, bounded and connected set) with Lipschitz-continuous boundary $\partial\Omega = \Gamma^D \cup \Gamma^N$. Here Γ^N is the boundary with a Neumann condition $g_N \in L^2(\Gamma^N)$ and Γ^D is the boundary with a Dirichlet condition g_D such that g_D is a trace on Γ^D of a function from $H^1(\Omega)$; moreover, we suppose $g_D \in C^0(\overline{\Gamma^D})$ and, for simplicity, the $(d-1)$ -dimensional measure of Γ^D nonzero, $|\Gamma^D| > 0$. Other boundary conditions can be treated as well. Furthermore, $f \in L^2(\Omega)$ is the source term, \mathbf{n} is the outward unit normal vector to $\partial\Omega$, and \mathbf{S} is a symmetric, bounded, and uniformly positive definite tensor whose terms are functions in $L^\infty(\Omega)$.

Domain decomposition (DD) methods decompose Ω into subdomains and then reduce the second order elliptic problem (1) to smaller problems on each subdomain. They can be traced back to H. A. Schwarz [46] who used such an idea to prove existence and uniqueness of the solution of Laplace's equation in irregular domains. Then P.-L. Lions [33] introduced a parallelizable nonoverlapping version of the Schwarz method based on Robin transmission conditions. This approach provides a strong basis for domain decomposition methods, in particular for the optimized Schwarz method studied in [26, 27] that is used throughout this paper. This method relies on Robin or Ventcell transmission conditions on the interfaces whose coefficients can be optimized to improve convergence rates. An overview of the optimized Schwarz method is given in [21, 15], completed by an extension to a diffusion problem with discontinuous coefficient in [22]. In the context of mixed finite elements, we refer also to [17, 24, 25]. The multi-domain problem can actually be reformulated as an interface problem (see [15] or [24]) that can be solved by various iterative methods, such as block-Jacobi or GMRES.

Several a posteriori error estimates valid during the iteration of an algebraic iterative solver have been derived previously. In particular, Becker *et al.* in [7]

obtain residual-based estimates in the context of conforming finite element discretizations and multigrid solvers. Arioli [4] then derives stopping criteria for the conjugate gradient solver in the same setting, and Arioli and Loghin [5] obtain such results for mixed finite element discretizations. Goal-oriented a posteriori error estimates for linear elliptic problems have also been derived in the inexact solver context, in particular for the primal-dual preconditioned conjugate-gradient Lanczos method by Patera and Rønquist in [37], and for the multigrid algorithm by Meidner in *et al.* [36]. A general framework taking into account any numerical method and any algebraic solver was then introduced in [18], following some basic ideas of [28], and has since then been used also to coupled unsteady nonlinear and degenerate problems, see [10, 14] and the references therein.

Coupling specifically domain decomposition and a posteriori error estimates has also recently been addressed by Rey *et al.* in [42, 43]. Here, the case of the linear elasticity problem approximated by the finite element method in combination with non-overlapping domain decomposition method such as the finite element tearing and interconnecting (FETI, see [20]) or Balancing Neumann–Neumann (BDD, see [34] and [12] for the case of mixed finite elements) have been studied. The authors derive both upper and lower bounds for the overall error, and the discretization and the domain decomposition error components are distinguished, which leads to an a posteriori stopping criterion. One crucially uses here the nature of the domain decomposition algorithm, where 1) a $H_0^1(\Omega)$ -conforming potential solution is provided at each step, given by the subdomain problems with the Dirichlet condition on the interface; 2) simultaneously, an auxiliary variable with coinciding normal fluxes on the interface results from the subdomain Neumann problems. Thus, an $\mathbf{H}(\text{div}, \Omega)$ -conforming flux can be easily reconstructed at each step, and the a posteriori methodology in the spirit of Prager–Synge [39] applies, cf. Ladevèze and Pelle [31], Repin [41], or the recent developments in [19]. This, unfortunately, only seems to be possible in the simultaneous presence of subdomain problems with two types (Dirichlet and Neumann) interface conditions solved at each DD iteration. Actually, the potential reconstruction s_h^k of Concept 4.5 and the equilibrated flux reconstruction σ_h^k of Concept 4.6 are our key tools.

In this contribution, we are interested in domain decomposition algorithms where on the interfaces, neither the conformity of the flux nor that of the potential is preserved. To exemplify our ideas, we treat (optimized) Schwarz methods with Robin transmission conditions, but any other DD approach can be treated, including Ventcell transmission conditions. We focus on mixed finite element discretizations in the subdomains and extend the approaches from [30, 47, 2, 48] on a posteriori error estimates in mixed methods with exact linear algebra

(leading to mass conservation and flux continuity) and in particular the approach from [38] for a posteriori error estimates in mixed methods without flux continuity. We first build a flux reconstruction that is globally $\mathbf{H}(\text{div}, \Omega)$ -conforming and locally conservative in each mesh element. In a first stage, a simple coarse balancing problem, with one unknown per interface and two unknowns (in two space dimensions) per each subdomain boundary lying in $\partial\Omega$, is solved. Then we adopt the construction of [38, Section 3.5.2] and solve a local Neumann problem in a band around the interfaces in each subdomain by the mixed finite element method. Finally, two $H_0^1(\Omega)$ -conforming potential reconstructions are built. One is standard relying on the averaging operator \mathcal{I}_{av} following [1, 29, 8], whereas the other introduces weights on the interfaces whose goal is to separate the DD and the discretization components.

The outline of the paper is as follows: after introducing some useful notation in Section 2, we present in Section 3 the multi-domain formulation using the optimized Schwarz method and reformulate it as an interface problem. We next show how to solve this interface problem using either a block-Jacobi or a GMRES method, and detail the approximation of the corresponding local problems by the mixed finite element method. In Section 4, we derive a fully computable upper bound for the error between the exact and the approximate numerical solutions in an energy norm. The details about the employed flux and potential reconstructions are presented in Section 5. Finally, in Section 6, numerical results for two examples, relying respectively on the block-Jacobi and the GMRES iterations, testify tight overall error control and important reduction of the number of DD iterations.

2 Preliminaries

In this section we introduce the partition of Ω and some function spaces.

2.1 Partitions of the domain Ω

We suppose that the domain Ω is decomposed into \mathcal{N} non-overlapping polygonal subdomains Ω_i , $i \in \llbracket 1, \mathcal{N} \rrbracket$, such that $\overline{\Omega} = \bigcup_{i=1}^{\mathcal{N}} \overline{\Omega}_i$. For all $i \in \llbracket 1, \mathcal{N} \rrbracket$, let $\Gamma_i^{\text{N}} := \Gamma^{\text{N}} \cap \partial\Omega_i$, $\Gamma_i^{\text{D}} := \Gamma^{\text{D}} \cap \partial\Omega_i$, and \mathbf{n}_i be the unit outward-pointing normal on $\partial\Omega_i$. Let B^i be the set of neighbors of the subdomain Ω_i that share at least one edge (if $d = 2$) with Ω_i (face if $d = 3$) and let $|B^i|$ be the cardinality of this set. Using this notation, we introduce the interface $\Gamma_{i,j} := \partial\Omega_i \cap \partial\Omega_j$, $j \in B^i$, between

two adjacent subdomains Ω_i and Ω_j . Consequently, $\partial\Omega_i = \Gamma_i^N \cup \Gamma_i^D \cup \Gamma_i$ with $\Gamma_i := \bigcup_{j \in B^i} \Gamma_{i,j}$. We also define $\Gamma := \bigcup_{i \in \llbracket 1, N \rrbracket} \Gamma_i$.

We assume that this decomposition is geometrically conforming in the sense that the intersection of the closure of two different subdomains is either a common vertex, or a common edge, or a common face, or the empty set. We then define $\mathcal{T}_h := \bigcup_{i=1}^N \mathcal{T}_{h,i}$, where $\mathcal{T}_{h,i}$ is a regular triangulation of the subdomain Ω_i , such that $\bar{\Omega}_i = \bigcup_{K \in \mathcal{T}_{h,i}} K$, where $|\mathcal{T}_{h,i}|$ is the number of triangles (tetrahedra if $d=3$) in the i -th subdomain. We suppose that $\mathcal{T}_{h,i}$ is a conforming mesh, i.e., such that if $K, K' \in \mathcal{T}_{h,i}$, $K \neq K'$, then $K \cap K'$ is either an empty set or a common vertex or edge or face. For simplicity, we also assume that \mathcal{T}_h is conforming, although this assumption could be easily avoided by introducing the concept of a simplicial submesh as in, e.g., [38, 16] and the references therein. We denote the set of all edges (faces if $d = 2$) of $\mathcal{T}_{h,i}$ by $\mathcal{E}_{h,i}$, and the set of all edges (faces) of K by \mathcal{E}_K . $\mathcal{E}_{h,i}^{\text{int}}$ is the set of interior edges (faces) of the subdomain Ω_i , $\mathcal{E}_{h,i}^{\text{ext}} = \mathcal{E}_{h,i}^{\Gamma^D} \cup \mathcal{E}_{h,i}^{\Gamma^N}$ is the set of boundary edges (faces) on $\partial\Omega \cap \partial\Omega_i$, and $\mathcal{E}_h^{\Gamma_{i,j}}$ is the set of sides on the interfaces $\Gamma_{i,j}$. Then $\mathcal{E}_{h,i} = (\bigcup_{j \in B^i} \mathcal{E}_h^{\Gamma_{i,j}}) \cup \mathcal{E}_{h,i}^{\text{int}} \cup \mathcal{E}_{h,i}^{\text{ext}}$. Let h_K denote the diameter of K and let h_i be the largest diameter of all triangles (tetrahedra if $d = 3$) in $\mathcal{T}_{h,i}$, i.e., $h_i = \max_{K \in \mathcal{T}_{h,i}} h_K$.

2.2 Some functions spaces

We recall here the definition of some basic function spaces. For a given non-empty domain $D \subset \Omega$, and a real number l , $1 \leq l \leq \infty$, we employ the standard functional notations $L^l(D)$ and $\mathbf{L}^l(D) := [L^l(D)]^d$ of Lebesgue spaces. We denote by $(\cdot, \cdot)_D$ the scalar product for $L^2(D)$ and $\mathbf{L}^2(D)$, associated with the norm $\|\cdot\|_D$, and by $|D|$ the Lebesgue measure of D . Shall $D = \Omega$, the index will be dropped. Let $\langle \cdot, \cdot \rangle_\gamma$ be the scalar product for the $d - 1$ dimensional $L^2(\gamma)$ on $\gamma = \partial D$ or a subset of it. Let also $H^1(D) := \{v \in L^2(D); \nabla v \in \mathbf{L}^2(D)\}$ be the Sobolev space and let $\mathbf{H}(\text{div}, D) := \{\mathbf{v} \in \mathbf{L}^2(D); \nabla \cdot \mathbf{v} \in L^2(D)\}$ be the space of vector functions whose weak divergence is square integrable.

3 Multidomain formulation using the optimized Schwarz method

In this section, we present a nonoverlapping domain decomposition method for solving problem (1). For any scalar-, vector-, or tensor-valued function φ defined on Ω , let φ_i denote the restriction of φ to Ω_i , $i = 1, \dots, \mathcal{N}$. Using this notation, problem (1) can be reformulated as an equivalent multidomain problem consisting of the following subdomain problems (see [32, 40]), for $i \in \llbracket 1, \mathcal{N} \rrbracket$:

$$\begin{aligned} \mathbf{u}_i &= -\mathcal{S}\nabla p_i && \text{in } \Omega_i, \\ \nabla \cdot \mathbf{u}_i &= f && \text{in } \Omega_i, \\ p_i &= g_D && \text{on } \Gamma_i^D, \\ -\mathbf{u}_i \cdot \mathbf{n}_i &= g_N && \text{on } \Gamma_i^N, \end{aligned}$$

together with the transmission conditions on the interfaces (with $\mathbf{n}_i = -\mathbf{n}_j$)

$$p_i = p_j \quad \text{on } \Gamma_{i,j}, \quad \forall j \in B^i, \quad (2a)$$

$$\mathbf{u}_i \cdot \mathbf{n}_i + \mathbf{u}_j \cdot \mathbf{n}_j = 0 \quad \text{on } \Gamma_{i,j}, \quad \forall j \in B^i. \quad (2b)$$

Equations (2) are the “natural” transmission conditions which ensure the continuity of the pressure head p and of the normal trace of the flux \mathbf{u} on the interface $\Gamma_{i,j}$.

Alternatively and equivalently, see [33], one may impose the Robin transmission conditions

$$-\beta_{i,j} \mathbf{u}_i \cdot \mathbf{n}_i + p_i = -\beta_{i,j} \mathbf{u}_j \cdot \mathbf{n}_i + p_j \quad \text{on } \Gamma_{i,j}, \quad \forall j \in B^i, \quad (3)$$

where $\beta_{i,j} > 0$, $j \in B^i$, $i \in \llbracket 1, \mathcal{N} \rrbracket$ are fixed parameters that may be optimized to improve the convergence rate of the iterative domain decomposition method, see [26, 27] (or [21, 15] for an overview). This method is called the optimized Schwarz method.

Remark 3.1. Note that from (3), and using $\mathbf{n}_j = -\mathbf{n}_i$, the interface term transmitted from Ω_i to Ω_j will be $\beta_{j,i} \mathbf{u}_i \cdot \mathbf{n}_i + p_i$ on $\Gamma_{i,j}$. Now, in the context of mixed finite elements, $p_i \in L^2(\Omega_i)$, so that $p_i|_{\Gamma_{i,j}}$ is not well defined, and must be defined by way of the Robin condition in Ω_i . This condition reads $-\beta_{i,j} \mathbf{u}_i \cdot \mathbf{n}_i + p_i = \xi_{i,j}$, with a given Robin boundary data $\xi_{i,j}$ on $\Gamma_{i,j}$, and thus we obtain the well-defined expression $p_i|_{\Gamma_{i,j}} = \xi_{i,j} + \beta_{i,j} \mathbf{u}_i \cdot \mathbf{n}_i$. This approach will in particular be used below to define the Robin-to-Robin operator $\mathcal{S}_i^{\text{RtR}}$ in (7), as well as on the discrete level to define the mixed finite element scheme in Section 3.4.

3.1 The interface problem

An interface operator can be used to reformulate the multidomain problem as a problem where the unknowns are located only on the interface (see e.g. [15]). Here the formulation of this interface problem is based on [24] for 2 subdomains, and on [13] for the case of multiple subdomains. Let $\mathbf{V}_i = L^2(\Omega_i) \times L^2(\Gamma_i^D) \times L^2(\Gamma_i^N)$ for $i \in \llbracket 1, \mathcal{N} \rrbracket$. We first introduce the space $\mathbf{W}_i := \{\mathbf{v} \in \mathbf{H}(\text{div}, \Omega_i); \mathbf{v} \cdot \mathbf{n}_i \in L^2(\partial\Omega_i)\}$ with an increased normal trace regularity, as Robin condition will be considered in the sequel. This requirement could possibly be weakened, by proceeding as in the recent preprint [11], where Dirichlet and Neumann conditions are treated. We, however, only use the space \mathbf{W}_i for abstract formulation of the interface problem and for motivation; the present a posteriori error analysis does not rely on it. We then define the sets $\mathbf{W}_i^{g_N} := \{\mathbf{v} \in \mathbf{W}_i; \mathbf{v} \cdot \mathbf{n}_i = g_N \text{ on } \Gamma^N \cap \partial\Omega_i\}$ of functions respecting the Neumann boundary condition on Γ^N . We now introduce the subproblem solution operator for the subdomain Ω_i , $i \in \llbracket 1, \mathcal{N} \rrbracket$, as follows:

$$\mathcal{M}_i : \begin{array}{ccc} L^2(\Gamma_i) \times \mathbf{V}_i & \rightarrow & L^2(\Gamma_i) \times L^2(\Omega_i) \times \mathbf{W}_i^{g_N}, \\ (\xi_i, \mathcal{F}_i) & \mapsto & (\xi_i, p_i, \mathbf{u}_i), \end{array} \quad (4)$$

where $L^2(\Gamma_i) := \prod_{j \in B^i} L^2(\Gamma_{i,j})$, $\xi_i := (\xi_{i,j})_{j \in B^i}$, $\mathcal{F}_i := (f|_{\Omega_i}, g_D|_{\Gamma_i^D}, g_N|_{\Gamma_i^N})$, and

where (p_i, \mathbf{u}_i) is the solution of the following problem in Ω_i (in an appropriate mixed formulation):

$$\mathbf{u}_i = -\mathcal{S}\nabla p_i \quad \text{in } \Omega_i, \quad (5a)$$

$$\nabla \cdot \mathbf{u}_i = f \quad \text{in } \Omega_i, \quad (5b)$$

$$p_i = g_D \quad \text{on } \Gamma_i^D, \quad (5c)$$

$$-\mathbf{u}_i \cdot \mathbf{n}_i = g_N \quad \text{on } \Gamma_i^N, \quad (5d)$$

$$-\beta_{i,j} \mathbf{u}_i \cdot \mathbf{n}_i + p_i = \xi_{i,j} \quad \text{on } \Gamma_{i,j}, \quad \forall j \in B^i. \quad (5e)$$

The operator \mathcal{M}_i takes the available Robin condition ξ_i and the volume and Dirichlet and Neumann boundary data stored in \mathcal{F}_i and maps them to ξ_i together with the subdomain pressure head p_i and the Darcy velocity \mathbf{u}_i .

Using Remark 3.1, we also introduce the operator

$$\mathcal{R}_i : \begin{array}{ccc} L^2(\Gamma_i) \times L^2(\Omega_i) \times \mathbf{W}_i^{g_N} & \rightarrow & L^2(\Gamma_i), \\ (\xi_i, p_i, \mathbf{u}_i) & \mapsto & (\beta_{j,i} \mathbf{u}_i \cdot \mathbf{n}_i + (\xi_{i,j} + \beta_{j,i} \mathbf{u}_i \cdot \mathbf{n}_i))_{j \in B^i}, \end{array} \quad (6)$$

which transforms the available Robin condition ξ_i together with the pressure head p_i and Darcy velocity \mathbf{u}_i to a new Robin datum.

The Robin-to-Robin operator is finally defined as:

$$\mathcal{S}_i^{\text{RtR}} := \mathcal{R}_i \circ \mathcal{M}_i : L^2(\Gamma_i) \times \mathbf{V}_i \rightarrow L^2(\Gamma_i). \quad (7)$$

Then conditions (3) with (p_i, \mathbf{u}_i) solution of the subproblem (5) lead to the equivalent interface problem: find $\boldsymbol{\xi} := (\boldsymbol{\xi}_1, \dots, \boldsymbol{\xi}_N) \in L^2(\Gamma) := \prod_{i \in \llbracket 1, N \rrbracket} L^2(\Gamma_i)$

such that

$$(\boldsymbol{\xi}_i)_j = (\mathcal{S}_j^{\text{RtR}}(\boldsymbol{\xi}_j, \mathcal{F}_j))_i, \quad \forall j \in B^i, \quad \forall i \in \llbracket 1, N \rrbracket. \quad (8)$$

Using the fact that $\mathcal{M}_j(\boldsymbol{\xi}_j, \mathcal{F}_j) = \mathcal{M}_j(\boldsymbol{\xi}_j, \mathbf{0}) + \mathcal{M}_j(\mathbf{0}, \mathcal{F}_j)$, the linearity of the operator \mathcal{R}_i , and defining

$$\mathcal{S}_R : \begin{array}{ccc} L^2(\Gamma) & \rightarrow & L^2(\Gamma) \\ \boldsymbol{\xi} & \mapsto & \left(((\boldsymbol{\xi}_i)_j - (\mathcal{S}_j^{\text{RtR}}(\boldsymbol{\xi}_j, \mathbf{0}))_i)_{j \in B^i} \right)_{1 \leq i \leq N}, \end{array} \quad (9)$$

and

$$\boldsymbol{\chi} := \left(((\mathcal{S}_j^{\text{RtR}}(\mathbf{0}, \mathcal{F}_j))_i)_{j \in B^i} \right)_{1 \leq i \leq N},$$

problem (8) can be rewritten as:

$$\mathcal{S}_R \boldsymbol{\xi} = \boldsymbol{\chi}. \quad (10)$$

The interface problem (10) is usually solved by iterative methods, using block-Jacobi iterations or GMRES.

3.2 Solving the interface problem by the block-Jacobi method

The simplest method for solving the interface problem (10) is a block-Jacobi method (equivalent to Richardson's iteration in our case, because the "diagonal" of the operator is zero). To show the similarity with the GMRES method introduced below, we write the algorithm as follows: given an initial guess $\boldsymbol{\xi}^0 \in L^2(\Gamma)$, at iteration $k \geq 1$ compute the residual

$$\mathbf{r}^{k-1} := \boldsymbol{\chi} - \mathcal{S}_R \boldsymbol{\xi}^{k-1}$$

and define a new iterate by

$$\boldsymbol{\xi}^k := \boldsymbol{\xi}^{k-1} + \mathbf{r}^{k-1}.$$

The block-Jacobi algorithm applied to the interface problem (10) is equivalent to solving local subdomain problems and then transferring information to the neighboring subdomain. At each iteration $k \geq 1$ of this algorithm, for $i \in \llbracket 1, N \rrbracket$,

find p_i^k and \mathbf{u}_i^k in subdomain Ω_i such that:

$$\mathbf{u}_i^k = -\mathcal{S}\nabla p_i^k \quad \text{in } \Omega_i, \quad (11a)$$

$$\nabla \cdot \mathbf{u}_i^k = f \quad \text{in } \Omega_i, \quad (11b)$$

$$p_i^k = g_D \quad \text{on } \Gamma_i^D, \quad (11c)$$

$$-\mathbf{u}_i^k \cdot \mathbf{n}_i = g_N \quad \text{on } \Gamma_i^N, \quad (11d)$$

$$-\beta_{i,j} \mathbf{u}_i^k \cdot \mathbf{n}_i + p_i^k = \xi_{i,j}^{k-1} \quad \text{on } \Gamma_{i,j}, \quad \forall j \in B^i, \quad (11e)$$

where $\xi_{i,j}^{k-1} := -\beta_{i,j} \mathbf{u}_j^{k-1} \cdot \mathbf{n}_i + p_j^{k-1}$ is the information coming from the neighboring subdomain Ω_j , $j \in B^i$, at step $k-1$ of the algorithm. The initial guess $\xi^0 \in L^2(\Gamma)$ is a given function in $L^2(\Gamma_{i,j})$. The convergence analysis of this algorithm has been carried out in [17].

Remark 3.2. Note that the continuity of the normal traces $\mathbf{u}_i \cdot \mathbf{n}_i = \mathbf{u}_j \cdot \mathbf{n}_i$ and of the pressure $p_i = p_j$ will be satisfied only at convergence of the DD algorithm.

3.3 Solving the interface problem by the GMRES method

To obtain faster convergence, one can use Krylov acceleration techniques for solving the interface problem, such as GMRES [45, 44]. For this purpose, let us consider the interface problem (10). Given an initial guess $\xi^0 \in L^2(\Gamma)$ and the corresponding residual $\mathbf{r}^0 := \chi - \mathcal{S}_R \xi^0 \in L^2(\Gamma)$, let

$$\mathcal{K}_k := \mathcal{K}_k(\mathcal{S}_R, \mathbf{r}^0) := \text{span} \{ \mathbf{r}^0, \mathcal{S}_R \mathbf{r}^0, \mathcal{S}_R^2 \mathbf{r}^0, \dots, \mathcal{S}_R^{k-1} \mathbf{r}^0 \} \subset L^2(\Gamma)$$

be the k -th Krylov subspace for this problem, $k \geq 1$. Note that the iterates for the block-Jacobi method introduced above all belong to the space $\xi^0 + \mathcal{K}_k$. The GMRES algorithm (see e.g. [9, 23] for infinite-dimensional spaces) generates a sequence of iterates $\{\xi^k\}_{k \geq 1}$, where ξ^k is a solution of the finite-dimensional minimization problem

$$\min_{\xi \in \xi^0 + \mathcal{K}_k} \|\mathcal{S}_R \xi - \chi\|_{L^2(\Gamma)}. \quad (12)$$

Let $\{\mathbf{e}_1, \dots, \mathbf{e}_k\}$ denote the vectors of the canonical basis of \mathbb{R}^k . At the k -th GMRES iteration, $k \geq 1$, the calculation of ξ^k requires the computation of functions $\mathbf{q}_1, \dots, \mathbf{q}_{k+1} \in L^2(\Gamma)$ that form an orthonormal basis of \mathcal{K}_{k+1} using the Arnoldi method. More precisely, the Arnoldi algorithm computes a matrix $H_k \in \mathbb{R}^{k \times k}$ and an element $\mathbf{f}_{k+1} \in L^2(\Gamma)$ such that

$$\mathcal{S}_R Q_k \mathbf{y} = Q_k H_k \mathbf{y} + \mathbf{f}_{k+1} \mathbf{e}_k^T \mathbf{y} \quad \forall \mathbf{y} \in \mathbb{R}^k, \quad (13)$$

where the operator $Q_k : \mathbb{R}^k \rightarrow \mathcal{K}_k$ is defined by $Q_k y = \sum_{j=1}^k (\mathbf{e}_j^T y) \mathbf{q}_j$, $y \in \mathbb{R}^k$. If $\mathbf{f}_{k+1} \neq 0$, equation (13) is rewritten as

$$\mathcal{S}_R Q_k y = Q_{k+1} \overline{H}_k y \quad \forall y \in \mathbb{R}^k,$$

where \overline{H}_k is the matrix in $\mathbb{R}^{(k+1) \times k}$ obtained by appending to H_k the row $\|\mathbf{f}_{k+1}\|_{L^2(\Gamma)} \mathbf{e}_k^T$, and where the operator Q_{k+1} is defined as Q_k , replacing k by $k+1$ and with $\mathbf{q}_{k+1} := \mathbf{f}_{k+1} / \|\mathbf{f}_{k+1}\|_{L^2(\Gamma)}$. Then problem (12) can be rewritten as

$$\min_{\boldsymbol{\xi} \in \boldsymbol{\xi}^0 + \mathcal{K}_k} \|\mathcal{S}_R \boldsymbol{\xi} - \boldsymbol{\chi}\|_{L^2(\Gamma)} = \min_{y \in \mathbb{R}^k} \|\|\mathbf{r}^0\|_{L^2(\Gamma)} \mathbf{e}_1 - \overline{H}_k y\|_2, \quad (14)$$

where $\|\cdot\|_2$ is the l_2 -norm on \mathbb{R}^k . The k -th GMRES iteration is then as follows:

1. Compute an orthonormal basis $\{\mathbf{q}_1, \dots, \mathbf{q}_k\}$ of \mathcal{K}_k using the Arnoldi method.
2. Find the y^k which solves the unconstrained (full rank) least squares problem in (14).
3. Compute $\boldsymbol{\xi}^k := \boldsymbol{\xi}^0 + Q_k y^k$.

One repeats the iteration in k until the residual $\|\|\mathbf{r}^0\|_{L^2(\Gamma)} \mathbf{e}_1 - \overline{H}_k y^k\|_2$ becomes small enough. Note that if $\mathbf{f}_{k+1} = 0$ then $\boldsymbol{\xi}^k$ is the exact solution to our problem.

At each iteration, the action of the operator \mathcal{S}_R on the vectors \mathbf{q}_k must be calculated. It uses definition (9) and thus involves solving the local subdomain problem in the form (5) (in appropriate mixed formulation and replacing $\boldsymbol{\xi}$ by \mathbf{q}^k in (5e)).

3.4 Approximation of the subdomain problems by the mixed finite element method

We now introduce the discrete counterparts of the block-Jacobi or GMRES algorithms introduced in Sections 3.2 and 3.3, respectively. They consist in using the mixed finite element method to approximate the subdomain problems (5). For both methods, the main ingredient is thus the computation of the action of the discrete Robin-to-Robin interface operator to an arbitrary argument that becomes an algebraic vector $\boldsymbol{\xi}$. We now show how this computation can be realized.

Let $M_{h,i} \times \mathbf{W}_{h,i} \subset L^2(\Omega_i) \times \mathbf{H}(\text{div}, \Omega_i)$ be the Raviart–Thomas–Nédélec mixed finite element spaces of order 0 for each subdomain Ω_i . Here,

$$M_{h,i} := \{q_{h,i} \in L^2(\Omega_i); q_{h,i}|_K \in \mathbb{P}^0(K) \quad \forall K \in \mathcal{T}_{h,i}\},$$

where $\mathbb{P}^0(K)$ is the space of polynomials of degree 0, and

$$\mathbf{W}_{h,i} := \{\mathbf{v}_{h,i} \in \mathbf{H}(\text{div}, \Omega_i); \mathbf{v}_{h,i}|_K \in \mathbf{RTN}_0(K) \quad \forall K \in \mathcal{T}_{h,i}\},$$

where $\mathbf{RTN}_0(K) := [\mathbb{P}_0(K)]^d + \mathbf{x}\mathbb{P}_0(K)$, $\mathbf{x} \in \mathbb{R}^d$, is the Raviart–Thomas–Nédélec vectorial field space of degree zero defined locally over an element $K \in \mathcal{T}_{h,i}$. We also define the approximation $g_{h,N}$ of the function g_N as a piecewise constant function on each edge (face if $d = 3$) $e \subset \Gamma^N$, $g_{h,N}|_e := \frac{1}{|e|} \int_e g_N d\gamma$, where $|e|$ is the measure of e . We then define the following set:

$$\mathbf{W}_{h,i}^{g_{h,N}} := \{\mathbf{w}_{h,i} \in \mathbf{W}_{h,i}; \mathbf{w}_{h,i} \cdot \mathbf{n} = g_{h,N} \text{ on } \Gamma_i^N\}.$$

Let $\boldsymbol{\xi}_h := (\boldsymbol{\xi}_{h,1}, \dots, \boldsymbol{\xi}_{h,N})$, where $\boldsymbol{\xi}_{h,i}$ is piecewise constant on $\bigcup_{j \in B^i} \mathcal{E}_h^{\Gamma_{i,j}}$ with the values $\xi_{h,i,j}$; this is the discrete Robin condition. The discrete formulation of problem (5) can then be written as: find $\mathbf{u}_{h,i} \in \mathbf{W}_{h,i}^{g_{h,N}}$ and $p_{h,i} \in M_{h,i}$ such that:

$$\mathbf{a}_i(\mathbf{u}_{h,i}, \mathbf{v}_{h,i}) - \mathbf{b}_i(\mathbf{v}_{h,i}, p_{h,i}) = \boldsymbol{\ell}_i(\mathbf{v}_{h,i}), \quad \forall \mathbf{v}_{h,i} \in \mathbf{W}_{h,i}^0, \quad (15a)$$

$$\mathbf{b}_i(\mathbf{u}_{h,i}, q_{h,i}) = (f, q_{h,i})_{\Omega_i}, \quad \forall q_{h,i} \in M_{h,i}, \quad (15b)$$

and we define the approximate solution (p_h, \mathbf{u}_h) is such that:

$$p_h|_{\Omega_i} := p_{h,i}, \quad \mathbf{u}_h|_{\Omega_i} := \mathbf{u}_{h,i}, \quad \forall i \in \llbracket 1, \mathcal{N} \rrbracket.$$

The bilinear forms \mathbf{a}_i and \mathbf{b}_i are as follows:

$$\mathbf{a}_i : \mathbf{W}_{h,i}^{g_{h,N}} \times \mathbf{W}_{h,i}^0 \mapsto \mathbb{R}, \quad \mathbf{a}_i(\mathbf{u}, \mathbf{v}) = (\mathcal{S}^{-1} \mathbf{u}, \mathbf{v})_{\Omega_i} + \sum_{j \in B^i} \langle \beta_{i,j} \mathbf{u} \cdot \mathbf{n}_i, \mathbf{v} \cdot \mathbf{n}_i \rangle_{\Gamma_{i,j}},$$

$$\mathbf{b}_i : \mathbf{W}_{h,i}^{g_{h,N}} \times M_{h,i} \mapsto \mathbb{R}, \quad \mathbf{b}_i(\mathbf{v}, p) = (p, \nabla \cdot \mathbf{v})_{\Omega_i},$$

$$\boldsymbol{\ell}_i : \mathbf{W}_{h,i}^0 \mapsto \mathbb{R}, \quad \boldsymbol{\ell}_i(\mathbf{v}) = -\langle g_D, \mathbf{v} \cdot \mathbf{n}_i \rangle_{\Gamma_i^D} - \sum_{j \in B^i} \langle \xi_{h,i,j}, \mathbf{v} \cdot \mathbf{n}_i \rangle_{\Gamma_{i,j}}.$$

This thus defines a discrete version of the operator \mathcal{M}_i from (4), where in particular we keep the same definition of the datum \mathcal{F}_i , with only $g_{h,N}$ in place of g_N . Proceeding similarly for the operator \mathcal{R}_i of (6), the discrete version of the Robin-to-Robin interface operator $\mathcal{S}_i^{\text{RtR}}$ from (7) is, for $i \in \llbracket 1, \mathcal{N} \rrbracket$,

$$\mathcal{S}_{h,i}^{\text{RtR}}(\boldsymbol{\xi}_{h,i}, \mathcal{F}_i) = (\beta_{j,i} \mathbf{u}_{h,i} \cdot \mathbf{n}_i + \xi_{h,i,j} + \beta_{i,j} \mathbf{u}_{h,i} \cdot \mathbf{n}_i)_{j \in B^i}.$$

The discrete interface problem is now defined as in (9)–(10). Applying the block-Jacobi iteration from Section 3.2 or the GMRES iteration from Section 3.3 gives rise to the discrete approximations $p_{h,i}^k$ and $\mathbf{u}_{h,i}^k$ and their global counterparts

$$p_h^k|_{\Omega_i} := p_{h,i}^k, \quad \mathbf{u}_h^k|_{\Omega_i} := \mathbf{u}_{h,i}^k, \quad \forall i \in \llbracket 1, \mathcal{N} \rrbracket.$$

Remark 3.3. *As noticed above in Remark 3.2, there is a continuity of the normal traces of \mathbf{u}_h^k across the sides between two simplices in each subdomain Ω_i but not across the interfaces in Γ_i at each iteration of the DD algorithm. The continuity of the normal traces of \mathbf{u}_h^k (and the pressure in the sense of Remark 4.3 below) will only be satisfied at convergence of the DD algorithm.*

4 A posteriori error estimates

The purpose of this section is to bound the error between the weak solution of (1) and the approximate solution obtained at step $k \geq 1$ of the domain decomposition iteration with mixed finite element discretization (15) by indicators that are completely computable from the approximate solution (p_h^k, \mathbf{u}_h^k) . We define a suitable postprocessing of the pressure in Section 4.1, introduce the concepts of H^1 - and $\mathbf{H}(\text{div}, \Omega)$ -conforming reconstructions in Section 4.2, and derive the estimates in Section 4.3. Details of the reconstructions will be treated later in Section 5.

We suppose henceforth for simplicity that $g_D \in \mathbb{P}_2(\cup_{i=1}^{\mathcal{N}} \mathcal{E}_{h,i}^{\Gamma_D}) \cap C^0(\Gamma_D)$ and $g_N \in \mathbb{P}_0(\cup_{i=1}^{\mathcal{N}} \mathcal{E}_{h,i}^{\Gamma_N})$ are respectively piecewise polynomials of total degree less than or equal to 2 and 0 on the Dirichlet and Neumann boundaries. We introduce the broken Sobolev space

$$H^1(\mathcal{T}_h) := \{v \in L^2(\Omega); v|_K \in H^1(K), \quad \forall K \in \mathcal{T}_h\}.$$

For each interior edge (face if $d = 3$) $e \in (\cup_{j \in B^i} \mathcal{E}_h^{\Gamma_{i,j}}) \cup \mathcal{E}_{h,i}^{\text{int}}$ such that the simplices K and K' share e (the order of K, K' is arbitrary but fixed once and for all), we denote by \mathbf{n}_e the normal vector pointing from K to K' . For a given function v , its jump and average are then defined respectively as:

$$\begin{cases} \llbracket v \rrbracket := v|_K - v|_{K'} \text{ and } \llbracket\!\!\llbracket v \rrbracket\!\!\rrbracket := \frac{1}{2}(v|_K + v|_{K'}) & \text{if } e \in (\cup_{j \in B^i} \mathcal{E}_h^{\Gamma_{i,j}}) \cup \mathcal{E}_{h,i}^{\text{int}} \\ \llbracket v \rrbracket := v|_e - g_D \text{ and } \llbracket\!\!\llbracket v \rrbracket\!\!\rrbracket := \frac{1}{2}(v|_e + g_D) & \text{if } e \in \mathcal{E}_{h,i}^{\Gamma_D}. \end{cases}$$

We define the energy semi-norm on $H^1(\mathcal{T}_h)$ by

$$|||\varphi|||^2 := \sum_{K \in \mathcal{T}_h} |||\varphi|||_K^2 := \sum_{K \in \mathcal{T}_h} \|\mathcal{S}^{\frac{1}{2}} \nabla \varphi\|_K^2 \quad \varphi \in H^1(\mathcal{T}_h)$$

and the energy norm on $\mathbf{L}^2(\Omega)$ by

$$|||\mathbf{v}|||_\star^2 := \sum_{K \in \mathcal{T}_h} |||\mathbf{v}|||_{\star,K}^2 := \sum_{K \in \mathcal{T}_h} \|\mathcal{S}^{-\frac{1}{2}} \mathbf{v}\|_K^2 \quad \mathbf{v} \in \mathbf{L}^2(\Omega).$$

4.1 Postprocessing of the approximate solution

Following [6, 3, 47], we first construct a postprocessing $\tilde{p}_{h,i}^k$ of $p_{h,i}^k$, $i \in \llbracket 1, \mathcal{N} \rrbracket$, at each iteration $k \geq 1$ of the DD algorithm. This postprocessing is more regular (piecewise polynomial of total degree less than or equal to 2 on each element that we denote by $\mathbb{P}_2(\mathcal{T}_{h,i})$) than the piecewise constant p_h^k , so that an application of the piecewise gradient in the energy norm becomes reasonable.

Definition 4.1 (Postprocessing of p_h^k). *Construct $\tilde{p}_{h,i}^k \in \mathbb{P}_2(\mathcal{T}_{h,i})$ such that*

$$-\mathbf{S}\nabla \tilde{p}_{h,i}^k|_K = \mathbf{u}_{h,i}^k|_K, \quad \forall K \in \mathcal{T}_{h,i}, \quad (16a)$$

$$(\tilde{p}_{h,i}^k, 1)_K = (p_{h,i}^k, 1)_K, \quad \forall K \in \mathcal{T}_{h,i}. \quad (16b)$$

Remark 4.2. *The postprocessing $\tilde{p}_{h,i}^k$ does not lie in the space $H^1(\Omega)$, but it follows easily from (15a), cf. [47], that $\tilde{p}_{h,i}^k$ is weakly continuous, $\langle \llbracket \tilde{p}_{h,i}^k \rrbracket, 1 \rangle_e = 0$ for all $e \in \mathcal{E}_{h,i}^{\text{int}}$. Similarly, on Dirichlet edges (faces) $e \in \mathcal{E}_{h,i}^{\Gamma^D}$, $\langle \tilde{p}_{h,i}^k, 1 \rangle_e = \langle g_D, 1 \rangle_e$.*

Remark 4.3. *For $j \in B^i$, $\tilde{p}_{h,i}^k$ and $\tilde{p}_{h,j}^k$ are constructed separately and independently in the two subdomains Ω_i and Ω_j . Hence, similarly to Remark 3.2, $\langle \llbracket \tilde{p}_h^k \rrbracket, 1 \rangle_e = 0$ for $e \in \mathcal{E}_h^{\Gamma_{i,j}}$ only holds at convergence.*

4.2 Concept of H^1 - and $\mathbf{H}(\text{div}, \Omega)$ -conforming reconstructions

We introduce here the concepts of reconstructions needed in our a posteriori analysis; concrete formulas are given in Section 5. On iteration $k \geq 1$, we construct, in extension of [48, 38], three auxiliary objects \bar{s}_h^k , s_h^k , and σ_h^k :

Concept 4.4 (Subdomain potential reconstructions). *We will call a subdomain potential reconstruction, for Ω_i , $i \in \llbracket 1, \mathcal{N} \rrbracket$, any function $\bar{s}_{h,i}^k$ constructed from $\tilde{p}_{h,i}^k$, $\mathbf{u}_{h,i}^k$ such that*

- *it is subdomain $H^1(\Omega_i)$ -conforming, i.e.,*

$$\bar{s}_{h,i}^k \in H^1(\Omega_i) \cap C^0(\bar{\Omega}_i),$$

$$\bar{s}_{h,i}^k|_{\Gamma_i^D} = g_D|_{\Gamma_i^D};$$

- *it is built locally on each subdomain Ω_i at the beginning of the DD algorithm, discarding the influence of the domain decomposition error;*
- *the comparison of the flux given by this function with $\mathbf{u}_{h,i}^k$ estimates the discretization error in each subdomain.*

We set as usual $\bar{s}_h^k|_{\Omega_i} := \bar{s}_{h,i}^k$.

Concept 4.5 (Potential reconstruction). *We call a potential reconstruction any function s_h^k constructed from \tilde{p}_h^k such that*

- *it is globally $H^1(\Omega)$ -conforming, i.e.,*

$$\begin{aligned}s_h^k &\in H^1(\Omega) \cap C^0(\bar{\Omega}), \\ s_h^k|_{\Gamma^D} &= g_D;\end{aligned}$$

- *its comparison with $\bar{s}_{h,i}^k$ estimates the domain decomposition error in the sense that $|||\mathbf{S}\nabla(\bar{s}_h^k - s_h^k)|||_\star \rightarrow 0$ when $k \rightarrow \infty$.*

Concept 4.6 (Equilibrated flux reconstruction). *We will call an equilibrated flux reconstruction any function σ_h^k constructed from p_h^k, \mathbf{u}_h^k such that*

- *it is $\mathbf{H}(\text{div}, \Omega)$ -conforming and locally conservative on the mesh \mathcal{T}_h , i.e.,*

$$\sigma_h^k \in \mathbf{H}(\text{div}, \Omega), \quad (17a)$$

$$(\nabla \cdot \sigma_h^k, 1)_K = (f, 1)_K, \quad \forall K \in \mathcal{T}_h, \quad (17b)$$

$$-(\sigma_h^k \cdot \mathbf{n}, 1)_e = (g_N, 1)_e, \quad \forall e \in \bigcup_{i=1}^{\mathcal{N}} \mathcal{E}_{h,i}^{\Gamma^N}; \quad (17c)$$

- *its comparison with \mathbf{u}_h^k can be used to estimate the DD error in the sense that $|||\mathbf{u}_h^k - \sigma_h^k|||_\star \rightarrow 0$ when $k \rightarrow \infty$.*

4.3 General a posteriori error estimates for $\tilde{p}_h \in H^1(\mathcal{T}_h)$ and $\mathbf{u}_h \in \mathbf{L}^2(\Omega)$

In this section, we present a general form of our a posteriori error estimates, independent of the discretization method used in each subdomain and based on the results given in [48] and [38]. Our main result bounds both the error due to the discretization in the subdomains and the error due to the domain decomposition iterations:

Theorem 4.7 (A posteriori error estimates for the flux). *Let $\mathbf{u} \in \mathbf{H}(\text{div}, \Omega)$ be the weak solution of the initial problem (1) and let $\mathbf{u}_h^k \in \mathbf{L}^2(\Omega)$ be an arbitrary approximation, in particular \mathbf{u}_h^k can be the solution of the discrete problem (15) at iteration k of a DD iterative algorithm (block-Jacobi, GMRES, or other). Let \bar{s}_h^k be the subdomain potential reconstruction of Concept 4.4, s_h^k the potential reconstruction of Concept 4.5, and σ_h^k the equilibrated flux reconstruction of*

Concept 4.6. Then the following bound holds:

$$\begin{aligned} |||\mathbf{u} - \mathbf{u}_h^k|||_{\star} \leq \eta^k := & \overbrace{\left\{ \sum_{K \in \mathcal{T}_h} (\eta_{\text{CR},K}^k)^2 \right\}^{\frac{1}{2}} + \left\{ \sum_{K \in \mathcal{T}_h} (\eta_{\text{osc},K}^k)^2 \right\}^{\frac{1}{2}}}^{:= \eta_{\text{disc},\mathbf{u}}^k} \\ & + \underbrace{\left\{ \sum_{K \in \mathcal{T}_h} (\eta_{\text{DDF},K}^k)^2 \right\}^{\frac{1}{2}} + \left\{ \sum_{K \in \mathcal{T}_h} (\eta_{\text{DDP},K}^k)^2 \right\}^{\frac{1}{2}}}_{:= \eta_{\text{DD}}^k}, \quad (18) \end{aligned}$$

where

$$\eta_{\text{CR},K}^k := |||\mathbf{u}_h^k + \mathbf{S} \nabla \bar{s}_h^k|||_{\star,K}, \quad \text{constitutive relation}, \quad (19a)$$

$$\eta_{\text{DDP},K}^k := |||\mathbf{S} \nabla (\bar{s}_h^k - s_h^k)|||_{\star,K}, \quad \text{DD potential nonconformity}, \quad (19b)$$

$$\eta_{\text{DDF},K}^k := |||\mathbf{u}_h^k - \boldsymbol{\sigma}_h^k|||_{\star,K}, \quad \text{DD flux nonconformity}, \quad (19c)$$

$$\eta_{\text{osc},K}^k := \frac{h_K}{\pi} c_{\mathbf{S},K}^{-\frac{1}{2}} \|f - \nabla \cdot \boldsymbol{\sigma}_h^k\|_K, \quad \text{data oscillation}. \quad (19d)$$

Here $c_{\mathbf{S},K}$ is the smallest eigenvalue of the tensor \mathbf{S} in K . The discretization error estimator (also called subdomain estimator) is denoted by $\eta_{\text{disc},\mathbf{u}}^k$ and the domain decomposition estimator (the interface estimator) is denoted by η_{DD}^k .

Proof. It follows readily from Theorem 3.1 in [38] that for the DD method where the flux and the potential are not continuous on the interface, we have

$$\begin{aligned} |||\mathbf{u} - \mathbf{u}_h^k|||_{\star} \leq & \left\{ \sum_{K \in \mathcal{T}_h} |||\mathbf{u}_h^k + \mathbf{S} \nabla s_h^k|||_{\star,K}^2 \right\}^{\frac{1}{2}} + \left\{ \sum_{K \in \mathcal{T}_h} (\eta_{\text{DDF},K}^k)^2 \right\}^{\frac{1}{2}} \\ & + \left\{ \sum_{K \in \mathcal{T}_h} (\eta_{\text{osc},K}^k)^2 \right\}^{\frac{1}{2}}. \end{aligned}$$

The triangle inequality on the space l^2 on $\mathbb{R}^{|\mathcal{T}_h|}$ then completes the proof:

$$\left\{ \sum_{K \in \mathcal{T}_h} |||\mathbf{u}_h^k + \mathbf{S} \nabla s_h^k|||_{\star,K}^2 \right\}^{\frac{1}{2}} \leq \left\{ \sum_{K \in \mathcal{T}_h} (\eta_{\text{CR},K}^k)^2 \right\}^{\frac{1}{2}} + \left\{ \sum_{K \in \mathcal{T}_h} (\eta_{\text{DDP},K}^k)^2 \right\}^{\frac{1}{2}}.$$

□

Similarly, [38, Theorem 3.1] readily yields an estimate for the potential:

Corollary 4.8 (A posteriori error estimates for the potential). *Let p be the weak solution of the problem (1) and let $\tilde{p}_h^k \in H^1(\mathcal{T}_h)$ be an arbitrary approximation, in particular \tilde{p}_h^k can be the postprocessing of p_h^k solution of problem (15) at iteration k of a DD iterative algorithm given by Definition 4.1. Let $\mathbf{u}_h^k = -\mathbf{S}\nabla\tilde{p}_h^k$. Let \bar{s}_h^k , s_h^k , and σ_h^k be respectively given by Concepts 4.4, 4.5, and 4.6. Then the following bound holds:*

$$\begin{aligned} |||p - \tilde{p}_h^k||| \leq \tilde{\eta}^k := & \overbrace{\left\{ \sum_{K \in \mathcal{T}_h} (\eta_{\text{NCP},K}^k)^2 \right\}^{\frac{1}{2}} + \left\{ \sum_{K \in \mathcal{T}_h} (\eta_{\text{osc},K}^k)^2 \right\}^{\frac{1}{2}}}^{\eta_{\text{disc},p}^k} \\ & + \underbrace{\left\{ \sum_{K \in \mathcal{T}_h} (\eta_{\text{DDF},K}^k)^2 \right\}^{\frac{1}{2}} + \left\{ \sum_{K \in \mathcal{T}_h} (\eta_{\text{DDP},K}^k)^2 \right\}^{\frac{1}{2}}}_{\eta_{\text{DD}}^k}, \quad (20) \end{aligned}$$

where the potential nonconformity estimator $\eta_{\text{NCP},K}^k$ is given by

$$\eta_{\text{NCP},K}^k := |||\tilde{p}_h^k - \bar{s}_h^k|||_K \quad (21)$$

and $\eta_{\text{DDP},K}^k$, $\eta_{\text{DDF},K}^k$, and $\eta_{\text{osc},K}^k$ are respectively given by (19b)–(19d).

The efficiency of these estimates, for the particular reconstructions of Section 5 below and under the stopping criteria as evoked in Section 6 below, could be proven as in [48, 38, 18].

5 Potential and flux reconstructions for the Robin DD in the mixed finite element method

In this section, we propose concrete candidates for the reconstructions $\bar{s}_{h,i}^k$, s_h^k , and σ_h^k of Concepts 4.4–4.6, so that Theorem 4.7 and Corollary 4.8 become practical. Recall that $\tilde{p}_{h,i}^k$ is constructed from $p_{h,i}$, $\mathbf{u}_{h,i}$ of (15) by Definition 4.1.

5.1 Potential reconstruction

We start by s_h^k , which is the simplest. Let $\mathcal{T}_{\mathbf{a}} := \{K \in \mathcal{T}_h; \mathbf{a} \in K\}$ be the set of the elements K that share the given vertex \mathbf{a} from the set of vertices \mathcal{V}_h , and $|\mathcal{T}_{\mathbf{a}}|$ its cardinality. The potential reconstruction is obtained as in [1, 29, 8]:

Definition 5.1 (Potential reconstruction). *At each iteration k , we build the potential reconstruction s_h^k by*

$$s_h^k := \mathcal{I}_{\text{av}}(\tilde{p}_h^k),$$

where the averaging operator $\mathcal{I}_{\text{av}} : \mathbb{P}_2(\mathcal{T}_h) \mapsto \mathbb{P}_2(\mathcal{T}_h) \cap H^1(\Omega)$ associates to a piecewise 2-nd order discontinuous polynomial $\tilde{p}_h^k \in \mathbb{P}_2(\mathcal{T}_h)$ a piecewise 2-nd order continuous polynomial s_h^k . The value of s_h^k is prescribed at each Lagrange node of $\mathbb{P}_2(\mathcal{T}_h) \cap H^1(\Omega)$ **a** by the average of the values of \tilde{p}_h^k at this node:

$$s_h^k(\mathbf{a}) := \mathcal{I}_{\text{av}}(\tilde{p}_h^k)(\mathbf{a}) := \frac{1}{|\mathcal{T}_{\mathbf{a}}|} \sum_{K \in \mathcal{T}_{\mathbf{a}}} \tilde{p}_h^k|_K(\mathbf{a}). \quad (22)$$

At the Dirichlet boundary nodes $\mathbf{a}_D \in \Gamma^D$, the value of $\mathcal{I}_{\text{av}}(\tilde{p}_h^k)$ is set to $g_D(\mathbf{a}_D)$, so that $s_h^k|_{\Gamma^D} = g_D$.

5.2 Subdomain potential reconstruction

As explained in Remarks 4.2 and 4.3, the mean values of the traces of the postprocessed mixed finite element solution \tilde{p}_h^k on the edges (faces if $d = 3$) belonging to the interface are not continuous during the DD algorithm, i.e., $\langle \llbracket \tilde{p}_h^k \rrbracket, 1 \rangle_e \neq 0, \forall e \in \mathcal{E}_h^{\Gamma^{i,j}}$. The purpose of this section is to construct a subdomain potential reconstruction $\bar{s}_{h,i}^k$ that is different from $\mathcal{I}_{\text{av}}(\tilde{p}_h^k)$ of (22) in that it respects this discontinuity at the beginning of the DD algorithm, but it approaches $\mathcal{I}_{\text{av}}(\tilde{p}_h^k)$ at convergence of the DD algorithm.

5.2.1 Notation

We begin by introducing some more notation. The set of vertices located on the interface $\Gamma_{i,j}$ is denoted by $\mathcal{V}_h^{\Gamma_{i,j}} \subset \mathcal{V}_h, i < j, i, j \in \llbracket 1, \mathcal{N} \rrbracket$. We denote the set of vertices $\mathbf{a} \subset \partial\Gamma_{i,j}$ by $\mathcal{V}_h^{\partial\Gamma_{i,j}}$, and the set of vertices $\mathbf{a} \subset \Gamma_{i,j} \setminus (\partial\Gamma_{i,j})$ by $\mathcal{V}_h^{\Gamma_{i,j} \setminus (\partial\Gamma_{i,j})}$. Let $I_{\mathbf{a}}$ be the set of interfaces $\Gamma_{i,j}$ that share the vertex $\mathbf{a} \in \mathcal{V}_h^{\partial\Gamma_{i,j}}$:

$$I_{\mathbf{a}} := \{\Gamma_{i,j} : i < j, i, j \in \llbracket 1, \mathcal{N} \rrbracket, \mathbf{a} \in \mathcal{V}_h^{\partial\Gamma_{i,j}}\}, \quad (23)$$

as shown in Figure 1 for the case of a decomposition of Ω into four subdomains, where $I_{\mathbf{a}} = \{\Gamma_{1,2}, \Gamma_{1,3}, \Gamma_{2,4}, \Gamma_{3,4}\}$. Let $|I_{\mathbf{a}}|$ be the cardinality of this set and $I_{\mathbf{a}}^r$ the r^{th} interface in $I_{\mathbf{a}}$ sharing **a**.

Remark that $\mathcal{T}_{\mathbf{a}} = \bigcup_{i=1}^{\mathcal{N}} \{K \in \mathcal{T}_{h,i}; \mathbf{a} \in K\} = \bigcup_{i=1}^{\mathcal{N}} \mathcal{T}_{\mathbf{a}}^i$, where $\mathcal{T}_{\mathbf{a}}^i$ is the set of all elements in the subdomain Ω_i sharing the node **a**; we denote by $|\mathcal{T}_{\mathbf{a}}^i|$ their

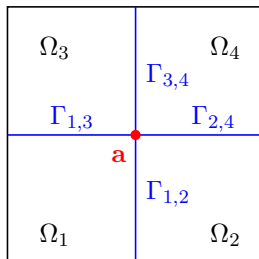


Fig. 1: Intersection of the interfaces $\Gamma_{1,2}, \Gamma_{1,3}, \Gamma_{2,4},$ and $\Gamma_{3,4}$ at vertex \mathbf{a}

number. We will also need \tilde{B}^i , the set of subdomains other than Ω_i that share at least one vertex with Ω_i , and its cardinality $|\tilde{B}^i|$.

5.2.2 Weights

We start by defining some weights at each iteration k of the DD algorithm:

Definition 5.2 (Weights of edges (faces if $d = 3$) belonging to the interface).

We define the weight of the edge (face) $e \in \mathcal{E}_h^{\Gamma_{i,j}}$ by

$$\bar{w}_e^k := \left(\frac{|\langle \llbracket \tilde{p}_h^k \rrbracket, 1 \rangle_e|}{\langle \llbracket \tilde{p}_h^k \rrbracket, 1 \rangle_e} \right)^\alpha, \quad \alpha \geq 1.$$

Note that it follows immediately from $|\langle \llbracket \tilde{p}_h^k \rrbracket, 1 \rangle_e| \leq \langle \llbracket \tilde{p}_h^k \rrbracket, 1 \rangle_e$ that

$$0 \leq \bar{w}_e^k \leq 1.$$

Moreover, from what has been explained above, $\langle \llbracket \tilde{p}_h^k \rrbracket, 1 \rangle_e \rightarrow 0$ when $k \rightarrow \infty$ on all $e \in \mathcal{E}_h^{\Gamma_{i,j}}$. Thus, \bar{w}_e^k approaches 0 with increasing DD iterations. Conversely, \bar{w}_e^k is typically close to 1 at the beginning of the DD algorithm.

Definition 5.3 (Weights of Lagrange nodes belonging to the interface). Using the notation (23), we define the weight on the Lagrange node $\mathbf{a} \in \mathcal{V}_h^{\Gamma_{i,j}}$ located on the interface (in two space dimensions for simplicity) by:

$$\bar{w}_{\mathbf{a}}^k := \begin{cases} \frac{1}{2}(\bar{w}_e^k + \bar{w}_{e'}^k) & \text{if } \mathbf{a} \in \mathcal{V}_h^{\Gamma_{i,j}} \setminus (\partial \Gamma_{i,j}) \text{ where } e, e' \in \mathcal{E}_h^{\Gamma_{i,j}} / e \cap e' = \mathbf{a}, \\ \frac{1}{|I_{\mathbf{a}}|} \sum_{r=1}^{|I_{\mathbf{a}}|} \bar{w}_{e_r}^k & \text{if } \mathbf{a} \in \mathcal{V}_h^{\partial \Gamma_{i,j}} \text{ where } \mathbf{a} \in e_r \subset I_{\mathbf{a}}^r, \end{cases}$$

where we recall that $I_{\mathbf{a}}^r$ is the r^{th} interface in $I_{\mathbf{a}}$ that shares \mathbf{a} .

We note that $\overline{w}_{\mathbf{a}}^k$ has similar properties to \overline{w}_e^k : it is close to 1 at the beginning of the DD algorithm and approaches 0 during the DD iterations.

In the case of the standard averaging operator \mathcal{I}_{av} from (22), the weights are distributed uniformly on each element $K \in \mathcal{T}_{\mathbf{a}}$ sharing the node \mathbf{a} , being equal to $\frac{1}{|\mathcal{T}_{\mathbf{a}}|}$, see (22). Recall that for a given Lagrange node \mathbf{a} on the interface, the patch $\mathcal{T}_{\mathbf{a}}$ is a union of subdomains subpatches $\mathcal{T}_{\mathbf{a}}^i$. For the subdomain potential reconstruction in the sense of Concept 4.4, we now want to define weights so that all elements sharing the same node on the interface do not have the same weight during the iterations of the DD algorithm:

Definition 5.4 (Weights of Lagrange nodes on the interface for each patch $\mathcal{T}_{\mathbf{a}}^i$). *For each interface Lagrange node $\mathbf{a} \in \mathcal{V}_h \cap \Gamma_i$, $i \in \llbracket 1, \mathcal{N} \rrbracket$, define*

$$w_{i,\mathbf{a}}^k := \frac{1}{|\mathcal{T}_{\mathbf{a}}^i| + (1 - \overline{w}_{\mathbf{a}}^k) \sum_{j \in \tilde{B}^i} |\mathcal{T}_{\mathbf{a}}^j|}. \quad (24)$$

The construction (24) ensures that at the beginning of the DD iterations, $w_{i,\mathbf{a}}^k \approx \frac{1}{|\mathcal{T}_{\mathbf{a}}^i|}$, whereas on late DD iterations, $w_{i,\mathbf{a}}^k \approx \frac{1}{|\mathcal{T}_{\mathbf{a}}|}$.

5.2.3 Construction of $\overline{s}_{h,i}^k$

We can now finally define:

Definition 5.5 (Subdomain potential reconstructions). *At iteration k , for Ω_i , $i \in \llbracket 1, \mathcal{N} \rrbracket$, the subdomain potential reconstruction $\overline{s}_{h,i}^k$ is defined by*

$$\overline{s}_{h,i}^k(\mathbf{a}) := w_{i,\mathbf{a}}^k \sum_{K \in \mathcal{T}_{\mathbf{a}}^i} \tilde{p}_{h,i}^k|_K(\mathbf{a}) + w_{i,\mathbf{a}}^k (1 - \overline{w}_{\mathbf{a}}^k) \sum_{j \in \tilde{B}^i} \sum_{K \in \mathcal{T}_{\mathbf{a}}^j} \tilde{p}_{h,j}^k|_K(\mathbf{a}) \quad \mathbf{a} \subset \Gamma_i, \quad (25a)$$

$$\overline{s}_{h,i}^k(\mathbf{a}) := s_{h,i}^k(\mathbf{a}) \quad \text{otherwise.} \quad (25b)$$

Note that the sum of the weights in (25a) is equal to 1 for each node \mathbf{a} . Indeed, using property (24),

$$w_{i,\mathbf{a}}^k |\mathcal{T}_{\mathbf{a}}^i| + w_{i,\mathbf{a}}^k (1 - \overline{w}_{\mathbf{a}}^k) \sum_{j \in \tilde{B}^i} |\mathcal{T}_{\mathbf{a}}^j| = w_{i,\mathbf{a}}^k \left(|\mathcal{T}_{\mathbf{a}}^i| + (1 - \overline{w}_{\mathbf{a}}^k) \sum_{j \in \tilde{B}^i} |\mathcal{T}_{\mathbf{a}}^j| \right) = 1.$$

The construction of Definition 5.5 leads to a subdomain potential reconstruction $\overline{s}_{h,i}^k$ where at the beginning of the DD method, the contribution of the elements of $\mathcal{T}_{\mathbf{a}}^i$ in the subdomain Ω_i is more important, with weights close to one, whereas

the elements in $K \in \mathcal{T}_{\mathbf{a}} \setminus \mathcal{T}_{\mathbf{a}}^i$ do not contribute as their weights are close to zero. At DD convergence, all elements contribute with the same weights, so that $\bar{s}_{h,i}^k$ converges to $\mathcal{I}_{\text{av}}(\tilde{p}_{h,i}^k)|_{\Omega_i}$ as the DD iterations proceed.

5.3 Flux reconstruction

In this section, we show how to reconstruct a flux satisfying Concept 4.6, at each iteration k of the DD algorithm. We suppose that for all interface edges (faces) $e \subset \Gamma_{i,j}$, \mathbf{n}_e has the same direction as the interface normal $\mathbf{n}_{\Gamma_{i,j}}$, where $\mathbf{n}_{\Gamma_{i,j}}$ is set arbitrarily, pointing either from Ω_i to Ω_j , or from Ω_j to Ω_i , with $j \in B^i$, $i < j$, $i \in \llbracket 1, \mathcal{N} \rrbracket$. Note first that defining simply

$$\sigma_h^k \cdot \mathbf{n}_e = \begin{cases} \{\mathbf{u}_h^k \cdot \mathbf{n}_e\}, & \forall e \in \bigcup_{j \in B^i} \mathcal{E}_h^{\Gamma_{i,j}}, \\ \mathbf{u}_{h,i}^k \cdot \mathbf{n}_e, & \forall e \in \mathcal{E}_{h,i}^{\text{int}} \cup \mathcal{E}_{h,i}^{\text{ext}}, \end{cases} \quad (26)$$

we obtain the first required property (17a), $\sigma_h^k \in \mathbf{H}(\text{div}, \Omega)$, as well as the third property (17c). But the property (17b) does not hold in the elements having an edge (if $d = 2$) or a face (if $d = 3$) on the interface $\Gamma_{i,j}$. This motivates the forthcoming construction.

5.3.1 A simple coarse balancing problem

Following Remarks 3.3 and 4.3 and the observation (26), there is no mass balance during the DD iterations with Robin transmission conditions. In order to restore it, a possible solution would be to use a balancing DD method like those in [12, 34, 35], where one solves a coarse-grid problem with one unknown in each subdomain. This allows to obtain the balancing in each subdomain. We choose, however, to adopt here a new method that we find simple. It makes the connection between subdomains in order to rebalance the flux independently of the number of subdomains, and can also be applied in the case where at least one subdomain does not touch the boundary. We will more precisely define one correction per interface $\Gamma_{i,j}$ to the averaged flux $\{\mathbf{u}_h^k \cdot \mathbf{n}_e\}$, plus some boundary corrections, through a simple coarse balancing problem. This will lead to Neumann conditions that are in equilibrium with the prescribed source term.

To explain in details our new idea, we first partition each subdomain Ω_i , $\forall i \in \llbracket 1, \mathcal{N} \rrbracket$, into two disjoint parts Ω_i^{ext} and Ω_i^{int} such that $\overline{\Omega_i^{\text{ext}}} \cup \overline{\Omega_i^{\text{int}}} = \overline{\Omega_i}$. The so-called band Ω_i^{ext} is made up of simplices that have an edge, a vertex, or a face on any interface $\Gamma_{i,j}$, $j \in B^i$, see Figure 2 for a decomposition of Ω into

nine subdomains. We also denote Γ_i^b , $b \in B^{i,\text{ext}}$, the intersections of $\partial\Omega_i^{\text{ext}}$ with $\partial\Omega_i \cap \partial\Omega$ of nonzero $(d-1)$ -dimensional measure. Note that the cardinality of the index set $B^{i,\text{ext}}$ is always two in two space dimensions when $|\partial\Omega_i \cap \partial\Omega| \neq 0$; we let $B^{i,\text{ext}}$ empty when $|\partial\Omega_i \cap \partial\Omega| = 0$.

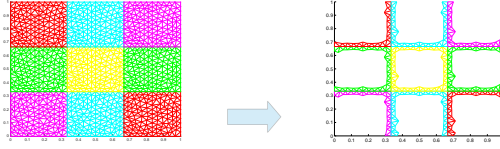


Fig. 2: DD with 9 subdomains (left) and the bands Ω_i^{ext} , $1 \leq i \leq 9$ (right)

We easily see from (15b) that in each band Ω_i^{ext} , $i \in \llbracket 1, \mathcal{N} \rrbracket$, the misfit of mass balance due to the averaging like in (26) is

$$\sum_{j \in B^i} \mathbf{n}_{\Gamma_{i,j}} \cdot \mathbf{n}_{\partial\Omega_i^{\text{ext}}} \sum_{e \in \Gamma_{i,j}} \int_e \frac{1}{2} \llbracket \mathbf{u}_h^k \cdot \mathbf{n}_e \rrbracket d\gamma = (f, 1)_{\Omega_i^{\text{ext}}} - \langle \llbracket \mathbf{u}_h^k \cdot \mathbf{n}_{\partial\Omega_i^{\text{ext}}} \rrbracket, 1 \rangle_{\partial\Omega_i^{\text{ext}}}.$$

We now try to correct the averaged interface and original boundary normal fluxes of (26) with one value $c_{\Gamma_{i,j}}^k = c_{\Gamma_{j,i}}^k$ per interface $\Gamma_{i,j} = \Gamma_{j,i}$ and one value $c_{\Gamma_i^b}^k$ per the boundary part Γ_i^b of Γ_i , so that

$$c_{\Gamma_{i,j}}^k \approx 0 \quad \text{for } i, j \in \llbracket 1, \mathcal{N} \rrbracket, i < j \text{ such that } j \in B^i, \quad (27a)$$

$$c_{\Gamma_i^b}^k \approx 0 \quad \text{for } i \in \llbracket 1, \mathcal{N} \rrbracket \text{ and } b \in B^{i,\text{ext}}, \text{ so that } |\partial\Omega_i^{\text{ext}} \cap \partial\Omega| > 0. \quad (27b)$$

We keep the same value of the flux $\mathbf{u}_h^k \cdot \mathbf{n}_{\partial\Omega_i^{\text{ext}} \cap \partial\Omega_i^{\text{int}}}$ located on the boundary $\partial\Omega_i^{\text{ext}} \cap \partial\Omega_i^{\text{int}}$. We require the following \mathcal{N} balancing conditions, one for each band Ω_i^{ext} , to be satisfied:

$$\sum_{b \in B^{i,\text{ext}}} c_{\Gamma_i^b}^k + \sum_{j \in B^i} (\mathbf{n}_{\Gamma_{i,j}} \cdot \mathbf{n}_{\partial\Omega_i^{\text{ext}}}) c_{\Gamma_{i,j}}^k = (f, 1)_{\Omega_i^{\text{ext}}} - \langle \llbracket \mathbf{u}_h^k \cdot \mathbf{n}_{\partial\Omega_i^{\text{ext}}} \rrbracket, 1 \rangle_{\partial\Omega_i^{\text{ext}}}. \quad (28)$$

Equations (28), for $i \in \llbracket 1, \mathcal{N} \rrbracket$, lead to a rectangular linear system for the unknowns corrections $c_{\Gamma_{i,j}}^k$ and $c_{\Gamma_i^b}^k$, with more equations than unknowns. We thus look for the minimum norm solution of (28) in the least squares sense,

$$\sum_{i=1}^{\mathcal{N}} \sum_{b \in B^{i,\text{ext}}} (c_{\Gamma_i^b}^k)^2 + \sum_{i=1}^{\mathcal{N}} \sum_{j \in B^i, i < j} (c_{\Gamma_{i,j}}^k)^2 = \min. \quad (29)$$

In the example of Figure 2, there are 12 corrections $c_{\Gamma_{i,j}}^k$ according to (27a) and 16 corrections $c_{\Gamma_i^b}^k$ according to (27b) to be found. As there are 9 subdomains, there

are 28 unknowns and 9 equations (28) to be satisfied here, in the least-squares sense (29).

Conditions (28) immediately give mass balance in each band Ω_i^{ext} (and consequently in each subdomain Ω_i):

Lemma 5.6. *Adding the corrections $c_{\Gamma_{i,j}}^k$ and $c_{\Gamma_i^b}^k$ of (27) constructed via (28)–(29) to the averaged fluxes $\{\{\mathbf{u}_h^k \cdot \mathbf{n}_{\Omega_i^{\text{ext}}}\}\}$ leads to mass balance in each band Ω_i^{ext} , $\forall i \in \llbracket 1, \mathcal{N} \rrbracket$:*

$$\begin{aligned} & \sum_{b \in B^{i,\text{ext}}} (\langle \mathbf{u}_h^k \cdot \mathbf{n}_{\Omega_i^{\text{ext}}}, 1 \rangle_{\Gamma_i^b} + c_{\Gamma_i^b}^k) + \langle \{\{\mathbf{u}_h^k \cdot \mathbf{n}_{\Omega_i^{\text{ext}}}\}\}, 1 \rangle_{\partial \Omega_i^{\text{ext}} \cap \partial \Omega_i^{\text{int}}} \\ & + \sum_{j \in B^i} (\langle \{\{\mathbf{u}_h^k \cdot \mathbf{n}_{\Omega_i^{\text{ext}}}\}\}, 1 \rangle_{\Gamma_{i,j}} + (\mathbf{n}_{\Gamma_{i,j}} \cdot \mathbf{n}_{\partial \Omega_i^{\text{ext}}}) c_{\Gamma_{i,j}}^k) = (f, 1)_{\Omega_i^{\text{ext}}}. \end{aligned} \quad (30)$$

5.3.2 Solving local Neumann problems in bands around the interfaces

Building on the key balancing property (30), we can now follow [38, Section 3.5.2] and solve a well-posed local Neumann problem in each band Ω_i^{ext} . This will lead to a flux reconstruction in the sense of Concept 4.6. The procedure is as follows:

Definition 5.7 (Spaces of local Neumann problem). *For $i \in \llbracket 1, \mathcal{N} \rrbracket$, define $M_{h,i}(\Omega_i^{\text{ext}})$ as the restriction of $M_{h,i}$ to Ω_i^{ext} and*

$$\begin{aligned} \mathbf{W}_{h,z,\Omega_i^{\text{ext}}} &= \left\{ \mathbf{v}_h^k \in \mathbf{W}_{h,i}(\Omega_i^{\text{ext}}); \right. \\ \mathbf{v}_h^k \cdot \mathbf{n}_{\Omega_i^{\text{ext}}} &= z + \mathbf{n}_{\partial \Omega_i^{\text{ext}}} \cdot \mathbf{n}_{\Gamma_{i,j}} \frac{c_{\Gamma_{i,j}}^k}{|\Gamma_{i,j}|} \text{ if } z \neq \star, 0 \text{ else,} \quad \text{on } \Gamma_{i,j}, j \in B^i, \\ \mathbf{v}_h^k \cdot \mathbf{n}_{\Omega_i^{\text{ext}}} &= z + \frac{c_{\Gamma_i^b}^k}{|\Gamma_i^b|} \text{ if } z \neq \star, 0 \text{ else,} \quad \text{on } \Gamma_i^b, b \in B^{i,\text{ext}}, \\ \mathbf{v}_h^k \cdot \mathbf{n}_{\Omega_i^{\text{ext}}} &= z \text{ if } z \neq \star, 0 \text{ else} \quad \text{on } \partial \Omega_i^{\text{ext}} \cap \partial \Omega_i^{\text{int}} \left. \right\}. \end{aligned}$$

Definition 5.8 (Mixed finite element local Neumann problem in the bands Ω_i^{ext}). *Find $\sigma_h^k|_{\Omega_i^{\text{ext}}} \in \mathbf{W}_{h,\{\{\mathbf{u}_h^k \cdot \mathbf{n}_{\Omega_i^{\text{ext}}}\}\},\Omega_i^{\text{ext}}}$ and $q_h^k \in M_{h,i}(\Omega_i^{\text{ext}})$ such that $(q_h^k, 1)|_{\Omega_i^{\text{ext}}} =$*

0, $\forall i \in \llbracket 1, \mathcal{N} \rrbracket$, such that

$$(\mathcal{S}^{-1}(\boldsymbol{\sigma}_h^k - \mathbf{u}_h^k), \mathbf{v}_h)_{\Omega_i^{\text{ext}}} - (q_h^k, \nabla \cdot \mathbf{v}_h)_{\Omega_i^{\text{ext}}} = 0, \quad \forall \mathbf{v}_h \in \mathbf{W}_{h, \star, \Omega_i^{\text{ext}}}, \quad (31a)$$

$$(\nabla \cdot \boldsymbol{\sigma}_h^k, w_h)_{\Omega_i^{\text{ext}}} = (f, w_h)_{\Omega_i^{\text{ext}}}, \quad \forall w_h \in M_{h, i}(\Omega_i^{\text{ext}}) \text{ such that } (w_h, 1)|_{\Omega_i^{\text{ext}}} = 0. \quad (31b)$$

5.3.3 Construction of σ_h^k

We finally set, for all $i \in \llbracket 1, \mathcal{N} \rrbracket$,

$$\boldsymbol{\sigma}_h^k := \begin{cases} \boldsymbol{\sigma}_h^k|_{\Omega_i^{\text{ext}}} & \text{on } \Omega_i^{\text{ext}} \text{ by Definition 5.8,} \\ \mathbf{u}_h^k|_{\Omega_i^{\text{int}}} & \text{on } \Omega_i^{\text{int}}. \end{cases} \quad (32)$$

This is our flux reconstruction σ_h^k satisfying all conditions of Concept 4.6.

6 Numerical results

In this section, we give some numerical illustrations of the a posteriori error estimators of Theorem 4.7 and Corollary 4.8, in two space dimensions.

6.1 A homogeneous, anisotropic medium

We set $\Omega =]0, 1[\times]0, 1[$ and consider $x = 0$ as the Neumann boundary Γ^N , $y = 0$ and $y = 1$ as the Dirichlet boundaries Γ^D , and $x = 1$ as the Robin boundary, in extension of (1), together with the diffusion tensor $\mathcal{S} = \begin{pmatrix} 3 & 2 \\ 2 & 3 \end{pmatrix}$. We choose the right-hand side f and the values of the boundary conditions so that the exact solution is given by $p(x, y) = \sin(2\pi x) \sin(2\pi y)$. We consider Ω divided into 9 regular subdomains, as in Figure 2, left. The number of triangles in the whole domain Ω is 115 200. The Robin parameters of the DD algorithm are optimized following [22]. We consider the mixed finite element discretization (15) in two cases:

6.1.1 Solution with block-Jacobi

We first consider the block-Jacobi DD solver of Section 3.2. In Figure 3, we plot the evolution of the estimators η_{DD}^k and $\eta_{\text{disc}, p}^k$ of Corollary 4.8 and of their sum

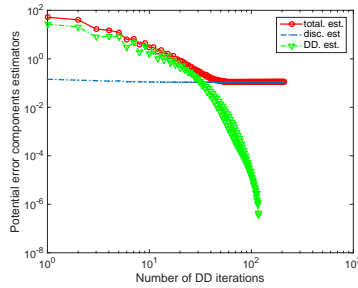


Fig. 3: Example 1: error component estimates with the block-Jacobi solver

$\tilde{\eta}^k$ as a function of the number of the block-Jacobi DD iterations. The original DD stopping criterion is when the jump of the Robin condition measured in the L^2 norm on the interface has been reduced below 10^{-12} , which is satisfied after 209 iterations. At the beginning we see that η_{DD}^k dominates up to roughly 35 iterations and then gets smaller compared to $\eta_{\text{disc},p}^k$ and then vanishes. The stopping criterion for the iterative solver that we propose instead is to stop when the domain decomposition error does not contribute significantly to the overall error, i.e., $\eta_{\text{DD}}^k \leq \gamma \eta_{\text{disc},p}^k$, with $\gamma \approx 0.1$. Here, we can stop at iteration 47, and avoid 162 unnecessary iterations. Thus, we can spare 77,5 % of the total number of iteration.

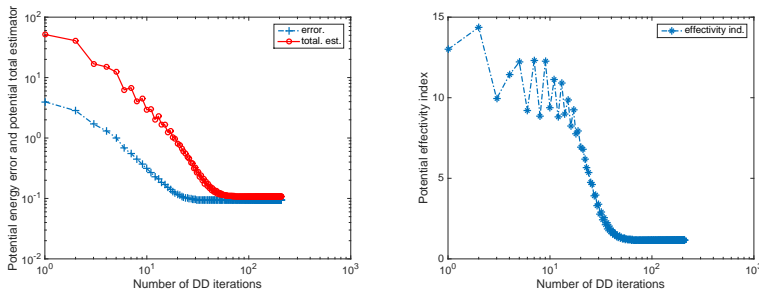


Fig. 4: Example 1: energy error and total estimator (left) and the effectivity index (right) with the block-Jacobi solver

We also plot the energy error and the total estimator as a function of the number of iterations, see Figure 4 on the left. Consequently, we can obtain the effectivity index $I_{\text{eff}}^k := \frac{\tilde{\eta}^k}{|||p - \tilde{p}_h^k|||}$ from Corollary 4.8 defined as the ratio of

the estimated and the actual error at the iteration k of the DD algorithm, see Figure 4 on the right. We observe that the effectivity index approaches the optimal value of 1.

Discussion of the estimates at iteration 47

At iteration 47, the solution p_h^{47} does not present any visual discontinuity, see Figure 5. Figure 6 shows that the element contributions of $\eta_{\text{disc},p}^k$ are about the size of $5\text{e-}4$ and are distributed rather uniformly over the whole domain, while η_{DD}^k is about 10^{-3} and is distributed only around the interfaces. We can see in Figure 7 (left) that the total error estimator distribution is very close to the distribution of the estimator $\eta_{\text{disc},p}^k$, up to the error on the interface. Finally, we see that the energy error distribution shown on Figure 7 (right) matches well with the total error estimator distribution, see Figure 7 (left) (again, up to the error on the interface).

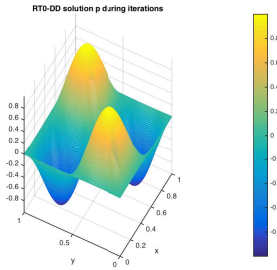


Fig. 5: Example 1: pressure at the 47th iteration with the block-Jacobi solver

6.1.2 Solution with GMRES

We take the same example as before but using the GMRES solver of Section 3.3 now. One particular advantage of the GMRES solver is that it typically takes fewer iterations than the block-Jacobi for the same original DD stopping criteria (when the residual given by the jump of the Robin condition is lower than $1\text{e-}12$ on the interface), and which is verified here after 61 iterations. As shown in Figure 8 (left), η_{DD}^k dominates up to roughly 12 iterations and then gets small

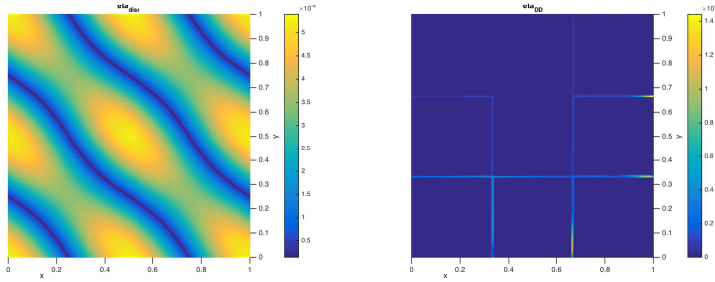


Fig. 6: Example 1: the two components of the a posteriori estimates $\eta_{\text{disc},p}^k$ (left) and η_{DD}^k (right) on each element K of \mathcal{T}_h , at the 47th iteration with the block-Jacobi solver

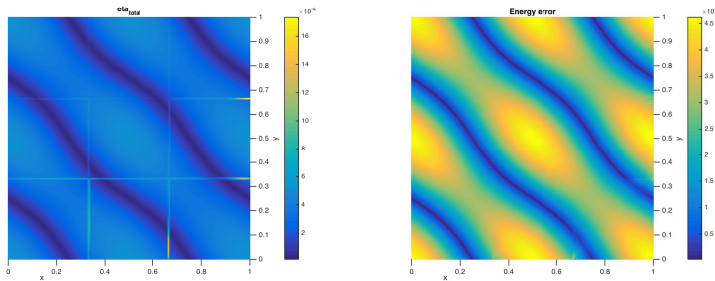


Fig. 7: Example 1: the total error estimator (left) and the distribution of the energy error (right) at the 47th iteration with the block-Jacobi solver

compared to $\eta_{\text{disc},p}^k$. Using the stopping criterion $\eta_{\text{DD}}^k \leq 0.01\eta_{\text{disc},p}^k$, we can stop the DD algorithm at iteration 17, and thus save 44 unnecessary iterations. Thus, we can spare 72 % of the total number of iterations. We finally plot the energy error and the total estimator as a function of the number of iterations, see Figure 8 (right). Consequently, we can obtain the effectivity index I_{eff}^k at each iteration of the DD algorithm, which is again close to the optimal value of 1.

6.2 A heterogeneous, isotropic medium

The second example focuses on the approximation of problem (1) where $\Omega =]0, 1[\times]0, 1[$, $\partial\Omega$ is the Dirichlet boundary, $p(x, y) = x(1-x)y(1-y)$ is the exact solution, and where the diffusion tensor is

$$\mathbf{S} = \begin{cases} 15 - 10 \sin(10\pi x) \sin(10\pi y) \mathbf{I}, & x, y \in (0, 1/2) \text{ or } x, y \in (1/2, 1), \\ 15 - 10 \sin(2\pi x) \sin(2\pi y) \mathbf{I}, & \text{otherwise,} \end{cases} \quad (33)$$

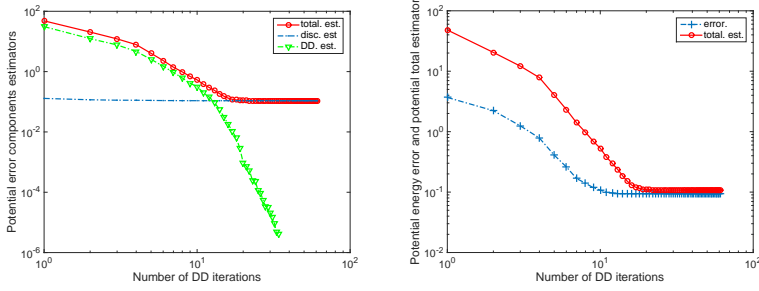


Fig. 8: Example 1: error component estimates (left) and energy error and total estimator (right) with the GMRES solver

where I is the (2 by 2) identity matrix. We consider a domain decomposition of Ω into 4 subdomains $\Omega = \bigcup_{i=1}^4 \Omega_i$. The interface problem is solved with GMRES of Section 3.3.

In this example, we can see from Figure 9 that we can stop after 6 iterations, and so save 34 unnecessary iterations. We also plot the energy error and the total estimator as a function of the number of iterations, see Figure 10. We again observe that the effectivity index is close to the optimal value of 1, see Figure 10.

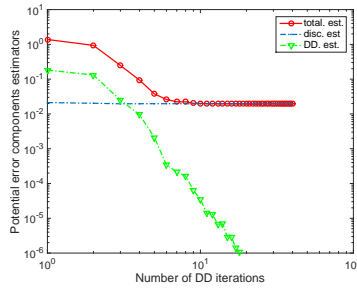


Fig. 9: Example 2: error component estimates with the GMRES solver

Discussion of the estimators at iteration 6

At iteration 6, we remark that the DD error is located on the interface, see Figure 11 (right). We can see in Figure 12 (left) that the total error estimator

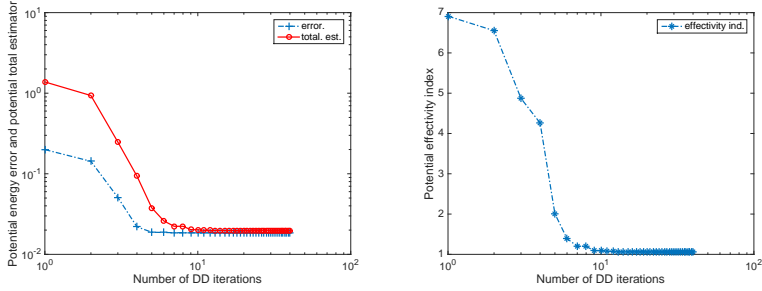


Fig. 10: Example 2: energy error and total estimator (left) and the effectivity index (right) with the GMRES solver

distribution is very close to the error distribution of $\eta_{\text{disc},p}^k$ in Figure 11 (left). Finally, we see that the energy error distribution Figure 12 (right) matches well with the total error estimator distribution, see Figure 12 (left).

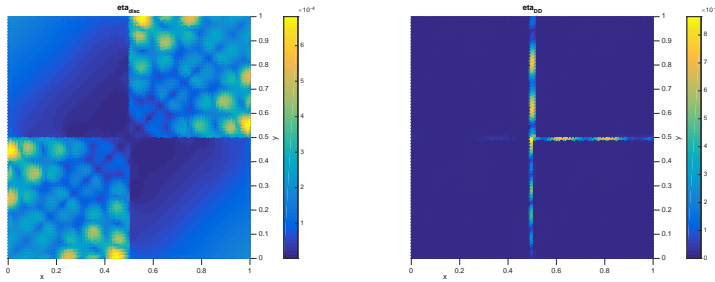


Fig. 11: Example 2: the two components of the a posteriori estimates $\eta_{\text{disc},p}^k$ (left) and η_{DD}^k (right) on each element K of Ω at the 6th iteration of the GMRES solver

Acknowledgment: This work was supported by ANDRA, the French agency for nuclear waste management, and by the ANR project DEDALES under grant ANR-14-CE23-0005. It has also received funding from the European Research Council (ERC) under the European Union’s Horizon 2020 research and innovation program (grant agreement No 647134 GATIPOR).

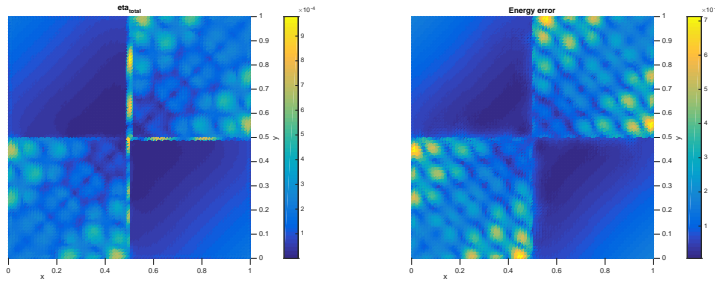


Fig. 12: Example 2: the total error estimator (left) and the distribution of the energy error (right) at the 6th iteration of the GMRES solver

References

- [1] Y. Achdou, C. Bernardi, and F. Coquel. A priori and a posteriori analysis of finite volume discretizations of Darcy's equations. *Numer. Math.*, 96(1):17–42, 2003.
- [2] M. Ainsworth. A posteriori error estimation for lowest order Raviart–Thomas mixed finite elements. *SIAM J. Sci. Comput.*, 30(1):189–204, 2007.
- [3] T. Arbogast and Z. Chen. On the implementation of mixed methods as nonconforming methods for second-order elliptic problems. *Math. Comp.*, 64(211):943–972, 1995.
- [4] M. Arioli. A stopping criterion for the conjugate gradient algorithms in a finite element method framework. *Numer. Math.*, 97(1):1–24, 2004.
- [5] M. Arioli and D. Loghin. Stopping criteria for mixed finite element problems. *Electron. Trans. Numer. Anal.*, 29:178–192, 2007/08.
- [6] D. N. Arnold and F. Brezzi. Mixed and nonconforming finite element methods: implementation, postprocessing and error estimates. *RAIRO Modél. Math. Anal. Numér.*, 19(1):7–32, 1985.
- [7] R. Becker, C. Johnson, and R. Rannacher. Adaptive error control for multigrid finite element methods. *Computing*, 55(4):271–288, 1995.
- [8] E. Burman and A. Ern. Continuous interior penalty *hp*-finite element methods for advection and advection-diffusion equations. *Math. Comp.*, 76(259):1119–1140, 2007.
- [9] S.-L. Campbell, I.-C.-F. Ipsen, C.-T. Kelley, and C.-D. Meyer. GMRES and the minimal polynomial. *BIT*, 4(36):664–675, 1996.
- [10] C. Cancès, I. S. Pop, and M. Vohralík. An a posteriori error estimate for vertex-centered finite volume discretizations of immiscible incompressible two-phase flow. *Math. Comp.*, 83(285):153–188, 2014.

- [11] P. Ciarlet, E. Jamelot, and F. D. Kpadonou. Domain decomposition methods for the diffusion equation with low-regularity solution. Preprint HAL 01349385, 2017.
- [12] L. C. Cowsar, J. Mandel, and M. F. Wheeler. Balancing domain decomposition for mixed finite elements. *Math. Comp.*, 64(211):989–1015, 1995.
- [13] F. Cuvelier. Personal communication.
- [14] D. A. Di Pietro, E. Flaureau, M. Vohralík, and S. Yousef. A posteriori error estimates, stopping criteria, and adaptivity for multiphase compositional Darcy flows in porous media. *J. Comput. Phys.*, 276:163–187, 2014.
- [15] V. Dolean, P. Jolivet, and F. Nataf. *An introduction to domain decomposition methods*. Society for Industrial and Applied Mathematics (SIAM), Philadelphia, PA, 2015. Algorithms, theory, and parallel implementation.
- [16] V. Dolejší, A. Ern, and M. Vohralík. hp -adaptation driven by polynomial-degree-robust a posteriori error estimates for elliptic problems. *SIAM J. Sci. Comput.*, 38(5):A3220–A3246, 2016.
- [17] J. Douglas, Jr., P. J. Paes-Leme, J. E. Roberts, and J. P. Wang. A parallel iterative procedure applicable to the approximate solution of second order partial differential equations by mixed finite element methods. *Numer. Math.*, 65(1):95–108, 1993.
- [18] A. Ern and M. Vohralík. Adaptive inexact Newton methods with a posteriori stopping criteria for nonlinear diffusion PDEs. *SIAM J. Sci. Comput.*, 35(4):A1761–A1791, 2013.
- [19] A. Ern and M. Vohralík. Polynomial-degree-robust a posteriori estimates in a unified setting for conforming, nonconforming, discontinuous Galerkin, and mixed discretizations. *SIAM J. Numer. Anal.*, 53(2):1058–1081, 2015.
- [20] C. Farhat and F.-X. Roux. A method of finite element tearing and inter-connecting and its parallel solution algorithm. *Internat. J. Numer. Methods Engrg.*, 32(6):1205–1227, 1991.
- [21] M. J. Gander. Optimized Schwarz methods. *SIAM J. Numer. Anal.*, 44(2):699–731, 2006.
- [22] M. J. Gander and O. Dubois. Optimized Schwarz methods for a diffusion problem with discontinuous coefficient. *Numer. Algorithms*, 69(1):109–144, 2015.
- [23] M.-G. Gasparo, A. Papini, and A. Pasquali. Some properties of GMRES in Hilbert spaces. *Numerical Functional Analysis and Optimization*, 29(11-12):276–1285, 2014.
- [24] T.-T.-P. Hoang, J. Jaffré, C. Japhet, M. Kern, and J. E. Roberts. Space-time domain decomposition methods for diffusion problems in mixed formulations. *SIAM J. Numer. Anal.*, 51(6):3532–3559, 2013.
- [25] T. T. P. Hoang, C. Japhet, M. Kern, and J. E. Roberts. Vencell conditions

- with mixed formulations for flow in porous media. In T. Dickopf, M. Gander, L. Halpern, R. Krause, and L. F. Pavarino, editors, *Decomposition Methods in Science and Engineering XXII*, volume 104 of *Lecture Notes in Computational Science and Engineering*, pages 531–540. Springer, 2016.
- [26] C. Japhet and F. Nataf. The best interface conditions for domain decomposition methods: absorbing boundary conditions. In *Absorbing Boundaries and Layers, Domain Decomposition Methods*, pages 348–373. Nova Sci. Publ., Huntington, NY, 2001.
- [27] C. Japhet, F. Nataf, and F. Rogier. The optimized order 2 method. Application to convection-diffusion problems. *Future Gener. Comp. Sy.*, 18(1):17–30, 2001.
- [28] P. Jiránek, Z. Strakoš, and M. Vohralík. A posteriori error estimates including algebraic error and stopping criteria for iterative solvers. *SIAM J. Sci. Comput.*, 32(3):1567–1590, 2010.
- [29] O. A. Karakashian and F. Pascal. A posteriori error estimates for a discontinuous Galerkin approximation of second-order elliptic problems. *SIAM J. Numer. Anal.*, 41(6):2374–2399, 2003.
- [30] K. Y. Kim. A posteriori error analysis for locally conservative mixed methods. *Math. Comp.*, 76(257):43–66, 2007.
- [31] P. Ladevèze and J.-P. Pelle. *Mastering calculations in linear and nonlinear mechanics*. Mechanical Engineering Series. Springer-Verlag, New York, 2005. Translated from the 2001 French original by Theofanis Strouboulis.
- [32] J.-L. Lions and E. Magenes. *Problèmes aux limites non homogènes et applications. Vol. 1*. Travaux et Recherches Mathématiques, No. 17. Dunod, Paris, 1968.
- [33] P.-L. Lions. On the Schwarz alternating method. III: a variant for nonoverlapping subdomains. In R. G. J. P. T. F. Chan and O. Widlund, editors, *Third International Symposium on Domain Decomposition Methods for Partial Differential Equations, held in Houston, Texas, March 20-22, 1989*, pages 202–223. Philadelphia, PA, SIAM, 1990.
- [34] J. Mandel. Balancing domain decomposition. *Comm. Numer. Methods Engrg.*, 9(3):233–241, 1993.
- [35] J. Mandel and M. Brezina. Balancing domain decomposition for problems with large jumps in coefficients. *Math. Comp.*, 65(216):1387–1401, 1996.
- [36] D. Meidner, R. Rannacher, and J. Vihharev. Goal-oriented error control of the iterative solution of finite element equations. *J. Numer. Math.*, 17(2):143–172, 2009.
- [37] A. T. Patera and E. M. Rønquist. A general output bound result: application to discretization and iteration error estimation and control. *Math. Models Methods Appl. Sci.*, 11(4):685–712, 2001.

- [38] G. V. Pencheva, M. Vohralík, M. F. Wheeler, and T. Wildey. Robust a posteriori error control and adaptivity for multiscale, multinumetrics, and mortar coupling. *SIAM J. Numer. Anal.*, 51(1):526–554, 2013.
- [39] W. Prager and J. L. Synge. Approximations in elasticity based on the concept of function space. *Quart. Appl. Math.*, 5:241–269, 1947.
- [40] A. Quarteroni and A. Valli. *Domain decomposition methods for partial differential equations*. Numerical Mathematics and Scientific Computation. The Clarendon Press, Oxford University Press, New York, 1999. Oxford Science Publications.
- [41] S. Repin. *A posteriori estimates for partial differential equations*, volume 4 of *Radon Series on Computational and Applied Mathematics*. Walter de Gruyter GmbH & Co. KG, Berlin, 2008.
- [42] V. Rey, P. Gosselet, and C. Rey. Strict lower bounds with separation of sources of error in non-overlapping domain decomposition methods. *Internat. J. Numer. Methods Engrg.*, 108(9):1007–1029, 2016.
- [43] V. Rey, C. Rey, and P. Gosselet. A strict error bound with separated contributions of the discretization and of the iterative solver in non-overlapping domain decomposition methods. *Comput. Methods Appl. Mech. Engrg.*, 270:293–303, 2014.
- [44] Y. Saad. *Iterative methods for sparse linear systems*. Society for Industrial and Applied Mathematics, Philadelphia, PA, second edition, 2003.
- [45] Y. Saad and M. H. Schultz. GMRES: a generalized minimal residual algorithm for solving nonsymmetric linear systems. *SIAM J. Sci. Statist. Comput.*, 7(3):856–869, 1986.
- [46] H. A. Schwarz. *Gesammelte mathematische Abhandlungen. Band I, II*. Chelsea Publishing Co., Bronx, N.Y., 1972. Nachdruck in einem Band der Auflage von 1890.
- [47] M. Vohralík. A posteriori error estimates for lowest-order mixed finite element discretizations of convection-diffusion-reaction equations. *SIAM J. Numer. Anal.*, 45(4):1570–1599, 2007.
- [48] M. Vohralík. Unified primal formulation-based a priori and a posteriori error analysis of mixed finite element methods. *Math. Comp.*, 79(272):2001–2032, 2010.