



HAL
open science

Influence Networks compared with Reaction Networks: Semantics, Expressivity and Attractors

François Fages, Thierry Martinez, David A Rosenblueth, Sylvain Soliman

► **To cite this version:**

François Fages, Thierry Martinez, David A Rosenblueth, Sylvain Soliman. Influence Networks compared with Reaction Networks: Semantics, Expressivity and Attractors. IEEE/ACM Transactions on Computational Biology and Bioinformatics, In press, 10.1109/TCBB.2018.2805686 . hal-01510216v2

HAL Id: hal-01510216

<https://inria.hal.science/hal-01510216v2>

Submitted on 23 Oct 2017 (v2), last revised 14 Feb 2018 (v3)

HAL is a multi-disciplinary open access archive for the deposit and dissemination of scientific research documents, whether they are published or not. The documents may come from teaching and research institutions in France or abroad, or from public or private research centers.

L'archive ouverte pluridisciplinaire **HAL**, est destinée au dépôt et à la diffusion de documents scientifiques de niveau recherche, publiés ou non, émanant des établissements d'enseignement et de recherche français ou étrangers, des laboratoires publics ou privés.

Influence Networks compared with Reaction Networks: Semantics, Expressivity and Attractors

François Fages, Thierry Martinez, David A. Rosenblueth and Sylvain Soliman

Abstract—Biochemical reaction networks are one of the most widely used formalism in systems biology to describe the molecular mechanisms of high-level cell processes. However modellers also reason with influence diagrams to represent the positive and negative influences between molecular species and may find an influence network useful in the process of building a reaction network. In this paper, we introduce a formalism of influence networks with forces, and equip it with a hierarchy of Boolean, Petri net, stochastic and differential semantics, similarly to reaction networks with rates. We show that the expressive power of influence networks is the same as that of reaction networks under the differential semantics, but weaker under the discrete semantics. Furthermore, the hierarchy of semantics leads us to consider a (positive) Boolean semantics without test for absence, that we compare with the (negative) Boolean semantics with test for absence of gene regulatory networks *à la* Thomas. We study the monotonicity properties of the positive semantics and derive from them an algorithm to compute attractors in both the positive and negative Boolean semantics. We illustrate our results on models of the literature about the p53/Mdm2 DNA damage repair system, the circadian clock, and the influence of MAPK signaling on cell-fate decision in urinary bladder cancer.

Index Terms—Reaction networks, Influence networks, Differential Equations, Stochastic semantics, Petri nets, Boolean semantics, Galois connections, Attractors.



1 INTRODUCTION

BIOCHEMICAL REACTION NETWORKS are one of the most widely used formalism in systems biology to describe the molecular mechanisms of high-level cell processes. This approach is promoted by exchange formats for reaction models, such as SBML [1] which does not prejudge of their different interpretations by either differential equations, continuous-time Markov chains, Petri nets, or Boolean transition systems [2]. One clear success of SBML has been the creation of large model repositories such as BioModels [3].

Modelers can also work, however, with a simpler formalism of *influence networks* to merely describe the positive and negative influences between molecular species, without fixing their implementation by biochemical reactions. In particular, Boolean influence networks have been popularized in the 70's by Glass, Kauffman [4] and Thomas [5], [6] to reason about gene regulatory networks, represented by ordinary graphs between genes, given with a Boolean transition table which defines their Boolean transition semantics, be it synchronous or asynchronous. QualSBML is an SBML package dedicated to this kind of network. Necessary conditions for multi-stability (cell differentiation) and oscillations have been given in terms of positive or negative circuits in the influence graph [7], [8]. Several tools such as GINsim [9], [10], GNA [11] or Griffin [12], use these properties and powerful graph-theoretic and model-checking techniques

to automate reasoning about the Boolean state transition graph, compute attractors and verify various reachability and path properties. The representation of Boolean influence networks by Petri nets was described in [13] but leads to complicated encodings. It is also worth mentioning that influence networks with spatial information have been nicely developed in [14] as a formalism particularly suitable for describing natural algorithms in life sciences and social dynamics.

Modelers may also find an influence network useful to consider and maintain in the process of building a reaction network, for example to reduce a reaction model while preserving the influence circuits [15]. Another reason is that it is easier to visualize influence graphs rather than reaction hypergraphs for which sophisticated graphical conventions such as SBGN [16] have been developed. While it is clear that the influence graph is an abstraction of the reaction hypergraph [2] (and perhaps more surprisingly that the influence network defined by the signs of the Jacobian matrix of the differential semantics of a reaction network is essentially independent of the rate functions [17]), influence networks are mostly used for their graphical representation and their Boolean semantics, but more rarely as a modeling paradigm for Systems Biology with quantitative semantics using differential equations or stochastic processes.

- François Fages and Sylvain Soliman are with Inria, University Paris-Saclay, France
Contact: see <http://lifeware.inria.fr/>
- Thierry Martinez is with Inria Paris, France
- David A. Rosenblueth is with Universidad Nacional Autónoma de México, Mexico

Manuscript received October 22, 2017.

Our contributions in this paper¹ are twofold. First, we introduce a formalism of influence networks with forces, and equip it with a hierarchy of Boolean, Petri net, stochastic and differential semantics, similarly to [2] for reaction networks, using the framework of abstract interpretation originally introduced for reasoning about programs [19]. This approach provides an influence model with a hierarchy of possible interpretations related by precise abstraction relationships, so that, for instance, if a behavior is impossible in the Boolean semantics, it is surely not possible in the stochastic semantics whatever the influence forces are. Then we study the relative expressive power of influence and reaction networks. We show that they have the same expressive power under the differential semantics, but not in the discrete interpretations, since influence networks can only express one change at a time, i.e. unitary transition systems.

Second, the relationships between the different semantics lead us to consider a positive Boolean semantics, without test for absence, which we compare to the (negative) Boolean semantics with test for absence, of gene regulatory networks *à la* Thomas. We study the monotonicity properties of the positive Boolean semantics and derive from them an algorithm to compute attractors in both the positive and negative Boolean semantics. These concepts are illustrated, and the attractor computation algorithm evaluated, on models of the p53/Mdm2 DNA damage repair system [20], [21], [22], of the circadian clock [23], and on a challenging 53 variable model of the influence of MAPK signaling on cell-fate decision in urinary bladder cancer [24], for which tools based on the construction of the transition graph, like GINsim [9], [10], fail to enumerate the attractors.

For the sake of reproducibility, all the examples presented in this paper can be run in BIOCHAM v4².

2 PRELIMINARIES ON REACTION NETWORKS

2.1 Notations

Unless explicitly noted, we will denote sets and multisets by capital letters (e.g. S , we shall also use calligraphic letters for some sets), tuples of values by vectors (e.g., \vec{x}), and elements of those sets or vectors (e.g. real numbers, functions) by small Roman or Greek letters. For a multiset $M : S \rightarrow \mathbb{N}$, $M(x)$ denotes the multiplicity of element x in M (usually the stoichiometry). By abuse of notation, \geq will denote the integer or Boolean pointwise order for vectors, multisets

1. This article is an extended version of our CMSB conference paper [18]. We have added examples along the text, in particular to illustrate the use of inhibitors in reactions and of negative sources in (positive or negative) influences (Ex. 1). The hierarchy of semantics has been extended to include a multi-level logical semantics. This necessitated to make some subtle technical modifications: the inhibitors of reactions and the sources of influences are now multisets instead of sets, (Def. 1 and 5), and the condition of absence of inhibitors has been replaced by an inequality on the threshold values given by the multiset multiplicity. The hierarchy of semantics with negation is now detailed both for reaction and influence networks, with new theoretical results provided (Thm. 2, 3). The algorithm for computing attractors (Alg. 2) is fully described including the use of model-checking and SAT solving. The evaluation section provides a more complete description of the examples and of our computation results which are compared with related work for computing attractors.

2. <http://lifeware.inria.fr/biocham4> using the online notebooks available at <http://lifeware.inria.fr/wiki/software/#TCBB17>

and sets (i.e. set inclusion), and $+$, $-$ the corresponding operations for adding or removing elements. With these unifying notations, set inclusion may thus be noted $S \leq S'$ and set difference $S - S'$.

2.2 Syntax

We recall here definitions from [17], [25] for directed reactions with inhibitors³. In this paper, we assume a finite set $S = \{x_1, \dots, x_s\}$ of molecular species.

Definition 1. A reaction over S is a quadruple (R, I, P, f) , where

- R is a multiset of reactants in S ,
- I a multiset of inhibitors in S ,
- P a multiset of products in S ,
- and $f : \mathbb{R}^s \rightarrow \mathbb{R}$ is a rate function over molecular species (concentrations or numbers).

A reaction network is a finite set of reactions.

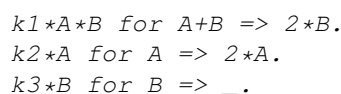
It is worth noting that a molecular species in a reaction can be both a reactant and a product, i.e. a *catalyst*, or both a reactant and an inhibitor (e.g. Botts–Morales enzymes [26]). Catalysts and inhibitors are not distinguished in SBML where both are called reaction *modifiers*. Moreover unlike SBML, we find it useful to consider only directed reactions (reversible reactions being represented here by two reactions) and to enforce the following compatibility conditions between the rate function and the structure of a reaction:

Definition 2 ([17], [25]). A reaction (R, I, P, f) over molecular species $\{x_1, \dots, x_s\}$ is well-formed if the following conditions hold:

- 1) $f(x_1, \dots, x_s)$ is a partially differentiable function, non-negative on \mathbb{R}_+^s ,
- 2) $x_i \in R$ if and only if $\partial f / \partial x_i(\vec{x}) > 0$ for some value $\vec{x} \in \mathbb{R}_+^s$,
- 3) $x_i \in I$ if and only if $\partial f / \partial x_i(\vec{x}) < 0$ for some value $\vec{x} \in \mathbb{R}_+^s$,
- 4) $x_i \in R$ implies $f(x_1, \dots, x_s) = 0$ whenever $x_i = 0$.

A reaction network is well-formed if all its reactions are well-formed. Those conditions ensure that the reactants contribute positively to the rate of the reaction at least in some region of the concentration space (condition 2), that the inhibitors indeed decrease the reaction rate (condition 3), and that the system remains positive (condition 4) [25].

Example 1. The simple birth-death process model of Lotka–Volterra (which can also be viewed as a model of autocatalytic chemical reactions) can be represented by the following well-formed non-linear reaction network between a proliferating prey protein A and a predator enzyme B as follows:



3. One technical difference with respect to [17], [25] is that we consider here reactions with a multiset of inhibitors instead of a set. The reason comes from the multi-level semantics with negation which was not considered before, and in which the multiplicity of the inhibitors can then be interpreted as threshold values above which a reaction does not proceed.

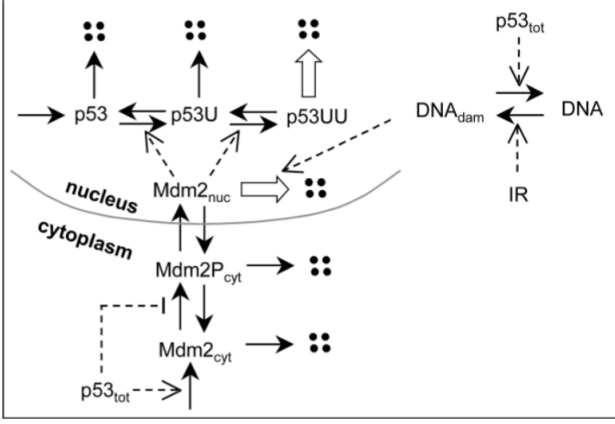


Fig. 1. Reaction network of the p53/Mdm2 DNA damage repair system [27] with one reaction inhibitor p53tot, for the phosphorylation of Mdm2.

This example contains no reaction inhibitor. For an example of reaction with inhibitor, one could consider the specific inhibition of the proliferation rate of A by some other protein complex C (e.g. competing for substrates) as follows:

$$k_2 * A / (1 + C) \text{ for } A / C \Rightarrow 2 * A.$$

It is worth noticing that such an inhibited reaction expresses a negative influence of C on A through the inhibition of the synthesis reaction for A , which is distinguished from, for instance, a degradation of A by C .

Example 2. For a “real” example of reaction with inhibitor from the literature, one can cite the model of the DNA damage repair system by Ciliberto et al. [27], to which we will return in Sec. 5.1. This ODE model contains a term which represents the phosphorylation, inhibited by the p53 protein, of the Mdm2 protein. This term can be represented by the following well-formed reaction with inhibitor:

$$k * Mdm2 / (j + p53) \text{ for } Mdm2 / p53 \Rightarrow Mdm2p.$$

2.3 Hierarchy of Semantics

As detailed in [2], a reaction network can be interpreted with different formalisms that are formally related by abstraction relationships in the framework of abstract interpretation [19] and form a hierarchy of semantics. We simply recall here the definitions of the different semantics of a reaction network.

The *differential semantics* associates an Ordinary Differential Equation (ODE) system with a reaction network R in the usual way:

$$\frac{dx_j}{dt} = \sum_{(R_i, I_i, P_i, f_i) \in \mathcal{R}} (P_i(j) - R_i(j)) \cdot f_i$$

It is worth noting that in this interpretation, the inhibitors are supposed to decrease the reaction rate but do not prevent the reaction from proceeding with effects on the products and reactants.

In Ex. 1, the differential semantics gives the classical Lotka–Volterra equations

$$dA/dt = k_2 \cdot A - k_1 \cdot A \cdot B$$

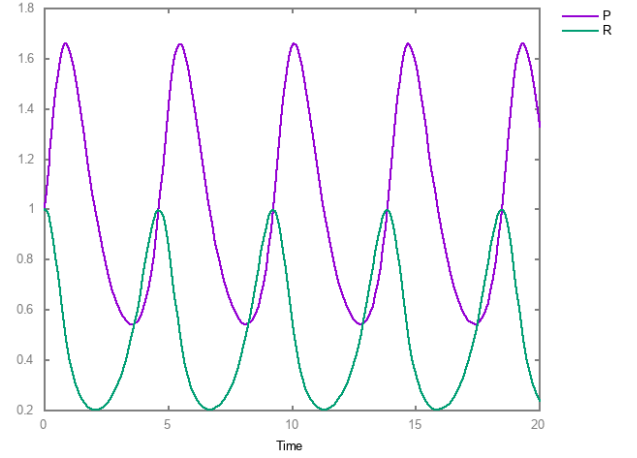


Fig. 2. Sustained oscillations in the differential semantics of Ex. 1.

$$dB/dt = k_1 \cdot A \cdot B - k_3 \cdot B$$

and sustained oscillations as shown in Fig. 2.

The *stochastic semantics* for reaction networks is defined from a transition relation, noted \rightarrow_S , between discrete states describing numbers of each molecule, i.e. vectors \vec{x} of \mathbb{N}^s . A transition is enabled if there are enough reactants to fire one reaction. Each reaction is associated with a transition relation with propensity given by the rate function as follows:

$$\forall (R_i, I_i, P_i, f_i), \vec{x} \xrightarrow{f_i} \vec{x}' \text{ with propensity } f_i \\ \text{if } \vec{x} \geq R_i \text{ and } \vec{x}' = \vec{x} - R_i + P_i$$

Transition probabilities between discrete states are obtained through normalization of the propensities of all enabled reactions, and the time of next reaction can be computed from the rates *à la* Gillespie [28]. It is worth noting that in this interpretation, as in the differential semantics, the inhibitors are supposed to decrease the reaction propensity but do not prevent the reaction from occurring. They are thus ignored by the stochastic transition conditions similarly to the differential semantics.

However, in Ex. 1, the stochastic interpretation can exhibit some oscillations similar to the differential interpretation, but almost surely the extinction of the predator, i.e. a qualitatively different behavior, as shown in Fig. 3.

The *Petri net semantics* is defined similarly on discrete states with a transition relation \rightarrow_D which just ignores the rate functions and is thus a trivial abstraction of the stochastic semantics by a forgetful functor:

$$\forall (R_i, I_i, P_i, f_i), \vec{x} \xrightarrow{D} \vec{x}' \text{ if } \vec{x} \geq R_i, \vec{x}' = \vec{x} - R_i + P_i$$

The *Boolean semantics* is similar to the *Petri net* one but on Boolean vectors x of \mathbb{B}^s , obtained by the “zero, non-zero” abstraction of integers. With this abstraction, when the number of a molecule is decremented, it can still remain present, or become absent. It is thus necessary to take into account all the possible complete consumption or not of the reactants in order to obtain a correct Boolean abstraction of the Petri net and stochastic semantics [2]. The *Boolean transition system* \rightarrow_B is thus defined by:

$$\forall (R_i, I_i, P_i, f_i), \forall S \leq R_i, \vec{x} \xrightarrow{B} \vec{x}'$$

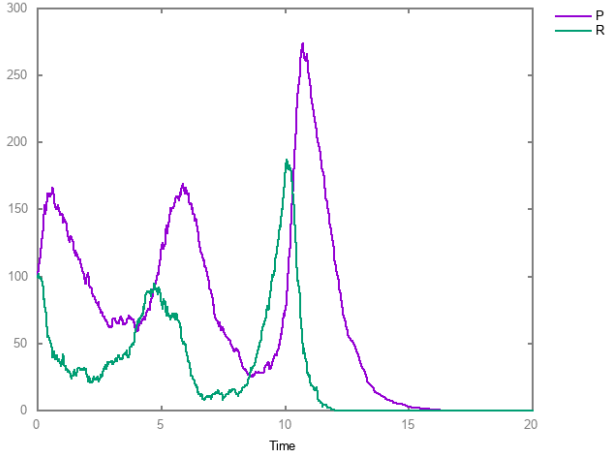


Fig. 3. Almost sure extinction in the stochastic semantics of Ex. 1.

if $\vec{x} \geq R_i, \vec{x}' = \vec{x} - S + P_i$.

The Boolean semantics provides an over-approximation of the qualitative behaviors of the stochastic semantics. In particular, the reachability of steady states (at which the system can stay forever but with a possibility to escape) and stable states (that the system cannot leave) can be verified by CTL model-checking [29]. As proven in [2], the discrete (i.e. stochastic, Petri net, Boolean) semantics are related by successive Galois connections, which means, for instance, that *if a behavior is not possible in the Boolean semantics, it is not possible in the stochastic semantics* whatever the reaction rates are.

Example 3. Interestingly in Ex. 1, the (asynchronous) Boolean semantics reveals the possible Boolean behaviors of the stochastic semantics whatever the reaction rates are. Complex behavioral properties including reachability of stable or just steady states (i.e. respectively from which one cannot leave or may not leave) can be expressed in Computation Tree Logic (CTL) and enumerated by model-checking [29]. In this example, CTL model-checking reveals the possibly steady but not stable persistence of the predator (which can always disappear if the prey becomes extinct), the possible stable persistence of the prey (if the predator becomes extinct), the possible extinction of both the predator and the prey, and the absence of Boolean oscillations:

```
biocham: present({A,B}).
biocham: generate_ctl_not.
reachable(stable(A))
reachable(stable(not A))
reachable(stable(not B))
reachable(steady(B))
```

On the other hand, the differential semantics is generally not an abstraction of the stochastic behavior. It has been shown [28] that if the numbers of all molecules tend to the infinity, the mean stochastic behavior tend to the differential behavior. In Ex. 1, these limit conditions are obviously not satisfied and the mean stochastic behavior is very different from the differential behavior.

2.4 Discrete Semantics with Negation

In the discrete semantics of the previous section, a reaction inhibitor acts solely on the reaction rate, its presence does

not prevent the reaction to proceed. Though not common for reaction networks, contrarily to influence networks studied in the next section, one can also consider discrete (stochastic, Petri net, Boolean) semantics with negation where the set of inhibitors of a reaction is seen as a conjunction of negative conditions for the transition (disjunctions can be represented with several reactions).

In order to express negative conditions on multisets, let us denote by $<_0$ the strict pointwise order between two multisets restricted to the intersection of their supports. The *Boolean with negation transition system* \rightarrow_{BN} can then be defined by:

$$\forall(R_i, I_i, P_i, f_i) \forall S \leq R_i, \vec{x} \rightarrow_{BN} \vec{x}' \\ \text{if } \vec{x} \geq R_i, \vec{x} <_0 I_i, \vec{x}' = \vec{x} - S + P_i$$

and the *stochastic and Petri net semantics with negation* can be defined similarly just by adding the condition $\vec{x} <_0 I_i$ to the transitions.

It is worth remarking that in the Petri net semantics, the test for absence (i.e. inhibitor arc) makes the formalism Turing complete and reachability undecidable. However, in the multi-level semantics where the stoichiometric coefficients are interpreted as activation levels, adding an inhibitor of the form $k \cdot x$ with level coefficient bound k to the reactions that produce x , makes it possible to express *bounded multi-level semantics* which enjoy many decidability properties,

2.5 Influence Graph of a Reaction Network

Here we recall two definitions of the influence graph⁴ associated with a reaction network, and their equivalence under general assumptions [17], [25]. The first definition is based on the Jacobian matrix J formed of the partial derivatives $J_{ij} = \partial \dot{x}_i / \partial x_j$, where \dot{x}_i is defined by the differential semantics.

Definition 3. The differential influence graph (DIG) associated with a reaction network is the graph having for vertices the molecular species, and for edge-set the following two kinds of edges:

$$\{A \rightarrow^+ B \mid \partial \dot{x}_B / \partial x_A > 0 \text{ for some value } \vec{x} \in \mathbb{R}_+^s\} \\ \cup \{A \rightarrow^- B \mid \partial \dot{x}_B / \partial x_A < 0 \text{ for some value } \vec{x} \in \mathbb{R}_+^s\}$$

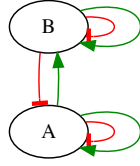
Definition 4. The syntactical influence graph (SIG) associated with a reaction network M is the graph having for vertices the molecular species, and for edges the following set of positive and negative influences:

$$\{A \rightarrow^+ B \mid \exists(R_i, I_i, P_i, f_i) \in M \\ (R_i(A) > 0 \text{ and } P_i(B) - R_i(B) > 0) \\ \text{or } (I_i(A) > 0 \text{ and } P_i(B) - R_i(B) < 0)\} \\ \cup \{A \rightarrow^- B \mid \exists(R_i, I_i, P_i, f_i) \in M \\ (R_i(A) > 0 \text{ and } P_i(B) - R_i(B) < 0) \\ \text{or } (I_i(A) > 0 \text{ and } P_i(B) - R_i(B) > 0)\}$$

The syntactical graph is trivial to compute, in linear time, by browsing the syntax of the rules.

Example 4. In the Lotka–Volterra reaction network, both definitions of the influence graph give the same graph:

4. By a slight abuse of terminology, we call influence graph in fact a labeled multigraph, since there may be both a positive and a negative influence from one vertex to another one.



Both definitions are equivalent if the syntactical influence graph contains no conflict, i.e. no pair of the form $A \rightarrow^+ B$ and $A \rightarrow^- B$ between the same molecules:

Theorem 1 ([17], [25]). *For any well-formed reaction network (resp. such that the syntactical influence graph contains no conflict), the differential influence graph is included in (resp. identical to) the syntactical influence graph.*

3 INFLUENCE NETWORKS WITH FORCES

In this section, we introduce influence networks with forces and equip them with a hierarchy of differential, stochastic, Petri net and Boolean semantics, similarly to reaction networks. We then compare their expressive power with reaction networks, and focus on different variants of their discrete semantics to compare them with Thomas's setting for gene regulatory networks.

3.1 Syntax

The idea to disambiguate the semantics of the different influences incoming on a vertex of the influence graph, is to syntactically distinguish conjunctive from disjunctive conditions in an influence network, by writing influences with several sources for representing a conjunction of conditions, while the different influences on a same target express a disjunction of conditions. These syntactical conventions are a particular case of the concept of multiplexes introduced in [30] restricted here to disjunctive normal forms (DNFs).

Definition 5. *Given $S = \{x_1, \dots, x_s\}$ a set of species, an influence network I is a set of quintuples (P, I, t, σ, f) called influences, where*

- P is a multiset on S , called positive sources of the influence,
- I a multiset of negative sources,
- $t \in S$ is the target,
- $\sigma \in \{+, -\}$ is the sign of the influence, accordingly called either positive or negative influence,
- and f is a real-valued mathematical function of \mathbb{R}^s , called the force of the influence.

In addition, we distinguish the positive sources from the negative sources in an influence (positive or negative), in order to annotate the fact that in the differential semantics, the source increases or decreases the force of the influence, and in the Boolean semantics with negation whether the source or the negation of the source is a condition for a change in the target.

In the examples below, we use the ASCII syntax of BIOCHAM v4 for influences. Positive (resp. negative) influences are written with an arrow \rightarrow (resp. \rightarrow^-) which

separates the sources from the target. The positive and negative sources are separated by a $/$, which can be omitted if there is no negative source.

The concept of *well-formed* influence networks can be defined similarly to Def. 2 as follows:

Definition 6. *An influence (P, I, t, σ, f) over molecular species $\{x_1, \dots, x_s\}$ is well-formed if the following conditions hold:*

- 1) $f(x_1, \dots, x_s)$ is a partially differentiable function, non-negative on \mathbb{R}_+^s ;
- 2) $x_i \in P$ if and only if $\sigma = +$ (resp. $-$) and $\partial f / \partial x_i(\vec{x}) > 0$ (resp. < 0) for some value $\vec{x} \in \mathbb{R}_+^s$;
- 3) $x_i \in I$ if and only if $\sigma = +$ (resp. $-$) and $\partial f / \partial x_i(\vec{x}) < 0$ (resp. > 0) for some value $\vec{x} \in \mathbb{R}_+^s$;
- 4) $t \in P$ if $\sigma = -$.

Example 5. *The birth-death model of Lotka–Volterra of Ex. 1 can also be represented by the following well-formed influence network:*

$k1 * A * B$ for $A, B \rightarrow A$.

$k1 * A * B$ for $A, B \rightarrow B$.

$k2 * A$ for $A \rightarrow A$.

$k3 * B$ for $B \rightarrow B$.

composed of four well-formed influences, with positive sources only, $(\{A, B\}, \emptyset, A, -, k1 \cdot A \cdot B)$, $(\{A, B\}, \emptyset, B, +, k1 \cdot A \cdot B)$, $(\{A\}, \emptyset, A, +, k2 \cdot A)$ and $(\{B\}, \emptyset, B, -, k3 \cdot B)$. These four influences, two of which contain a conjunction of two sources, are consistent with the six edges of the influence graph depicted in Ex. 4. Similarly to Ex. 1 the specific inhibition of the proliferation of A by some variable C can be modeled by putting C as negative source in the positive influence rule for A , which is different from using a negative influence:

$k2 * A / (1 + C)$ for $A / C \rightarrow A$.

3.2 Hierarchy of Semantics

The *differential semantics* of an influence network \mathcal{I} over S , is given by (the solutions of) the following ODE system:

$$\frac{dx_k}{dt} = \sum_{(P_i, I_i, x_k, +, f_i) \in \mathcal{I}} f_i - \sum_{(P_j, I_j, x_k, -, f_j) \in \mathcal{I}} f_j$$

This ODE adds up all the forces of the positive influences on x_k and subtracts all forces of negative influences on x_k in the derivative of x_k over time. In Ex. 5, one can easily check that this definition leads to the same equations as for Ex. 1.

The negative sources in a well-formed influence decrease the force of the influence but do not disable it. Consequently, we define similarly the *stochastic semantics* of an influence network with forces, by a transition system, noted \rightarrow_S , between discrete states, i.e. vectors \vec{x} of \mathbb{N}^s , with the condition that the positive sources are present in sufficient number and no condition on the negative sources, the transition propensity is defined by the force, and the target is updated as follows (by abuse of notation the sign σ is also used in the sequel as increment and decrement operations):

$$\forall (P_i, I_i, t_i, \sigma_i, f_i), \vec{x} \xrightarrow{f_i}_S \vec{x}' \text{ with propensity } f_i \\ \text{if } \vec{x} \geq P_i \text{ and } \vec{x}' = \vec{x} \sigma_i t_i$$

Transition probabilities between discrete states are obtained through normalization of the propensities of all enabled transitions, and the time of next reaction can also be given *à la* Gillespie [28]. In this interpretation, the negative sources are once again supposed to decrease the influence propensity but do not prevent the influence from proceeding. They are thus ignored here by the stochastic transition conditions.

The *Petri net* (PN) semantics simply ignores the forces: $\forall (P_i, I_i, t_i, \sigma_i, f_i), \vec{x} \rightarrow_D \vec{x}'$ if $\vec{x} \geq P_i, \vec{x}' = \vec{x} \sigma_i t_i$. Note that since a target has no multiplicity coefficient, a PN transition always adds or subtracts one to the level of the target, and cannot define a self-loop in the state transition graph.

The *positive Boolean semantics* is defined on Boolean vectors x of \mathbb{B}^s , by the “zero, non-zero” abstraction of integers of the Petri net semantics. Consequently, the Boolean semantics associates two transitions with one negative influence: one that inactivates the target, and one that loops with the target active⁵:

$$\forall (P_i, I_i, t_i, +, f_i), \vec{x} \rightarrow_B \vec{x}' \text{ if } \vec{x} \geq P_i, \vec{x}' = \vec{x} + t_i$$

$$\forall (P_i, I_i, t_i, -, f_i), \vec{x} \rightarrow_B \vec{x}' \text{ if } \vec{x} \geq P_i, \vec{x}' = \vec{x} \text{ or } \vec{x}' = \vec{x} - t_i$$

This Boolean semantics is positive in the sense that it ignores the negative sources of an influence and contains no negation in the enabling condition. In Ex. 5, one can check that the Boolean transitions are the same as in Ex. 1, although in general one can expect to get more transitions (Thm. 3.3 and Prop. 1 below).

With these definitions, we obtain as in [2] a hierarchy of semantics related by simple abstraction relationships in the framework of abstract interpretation [19], i.e. Galois connections between a concrete domain and an abstract domain, noted $(\mathcal{C}, \sqsubseteq_{\mathcal{C}}) \xleftrightarrow[\gamma]{\alpha} (\mathcal{A}, \sqsubseteq_{\mathcal{A}})$, which will be here limited to the discrete semantics domains formalized by set lattices ordered by inclusion:

Theorem 2. *For an influence network \mathcal{I} , the stochastic semantics, the Petri net semantics and the Boolean semantics are related by Galois connections, $(\{\vec{x} \xrightarrow{f_i} \vec{x}'\}, \subseteq) \xleftrightarrow[\gamma_{SD}]{\alpha_{SD}} (\{\vec{x} \rightarrow_D \vec{x}'\}, \subseteq) \xleftrightarrow[\gamma_{DB}]{\alpha_{DB}} (\{\vec{x} \rightarrow_B \vec{x}'\}, \subseteq)$*

Proof. Let us first remark that our transition semantics are sets and that in powerset domains, the pointwise extension of any function from the base set of the concrete domain to the abstract domain forms a Galois connection [2]. Thus we just have to define the abstraction functions pointwise to obtain Galois connections with respect to the set inclusion ordering.

The first abstraction of the stochastic semantics by the Petri net semantics is a trivial abstraction by a forgetful functor α_{SD} , namely the erasing of the propensities in the transitions.

The second abstraction α_{DB} abstracts discrete states by Boolean states. The domain of Boolean transitions is related to the Petri net transitions semantics domain by the zero/non-zero abstraction from the integers to the Booleans, $\alpha_{NB} : \mathbb{N} \rightarrow \mathbb{B}$, and its pointwise extension from discrete states to Boolean states.

5. The loop condition was not mentioned in [18].

We can easily check that the Boolean transitions are indeed the abstraction by α_{NB} of the Petri net transitions. In particular for a negative influence, the transition $\vec{x}' = \vec{x} - t_i$ in the integer vector domain, is abstracted in the Boolean vector domain by the zero/non zero abstraction with the two transitions $\vec{x}' = \vec{x}$ or $\vec{x}' = \vec{x} - t_i$. \square

Corollary 1. *If a behavior is not possible in the positive Boolean semantics of an influence network, it is also not possible in the Petri net and stochastic semantics for any forces.*

3.3 Expressive Power Compared with Reaction Networks

Theorem 3. *Any (well-formed) influence network with forces can be represented by a (well-formed) reaction network, with the same Boolean, Petri net, stochastic and differential semantics.*

Proof. Let us represent a positive influence $(P, I, t, +, f)$ by a catalytic synthesis reaction $(P, I, P \uplus \{t\}, f)$.

Similarly, let us represent a negative influence $(P, I, t, -, f)$, by an active degradation reaction $(P \uplus \{t\}, I, P, f)$.

It is straightforward to verify that the Boolean, Petri net, stochastic as well as differential semantics recalled and defined above are the same.

Furthermore, the well-formedness condition is preserved. Indeed, this property only depends on the forces/rate functions and on the reactants/inhibitors, which do not change through that transformation thanks to the condition that in *well-formed* influence networks. In addition, $t \in P$ in the case of the negative influence. \square

This theorem shows that an influence network can be simulated by a reaction network in the hierarchy of semantics. Interestingly, the converse holds for the differential semantics with all generality:

Theorem 4. *Under the differential semantics, (well-formed) influence and reaction networks have the same expressive power.*

Proof. For each reaction (R, I, P, f) of a given reaction network, let us add the following influences:

$$\begin{aligned} & (R, I, x_i, +, (P(i) - R(i)) \cdot f) \text{ when } P(i) - R(i) > 0 \\ & (R, I, x_i, -, (R(i) - P(i)) \cdot f) \text{ when } P(i) - R(i) < 0 \end{aligned}$$

The associated ODE system collects all $(P_i - R_i) \cdot f$ exactly as in the differential semantics of the original reaction network.

Furthermore, it is easy to check that these influences are well-formed since the original reaction is well-formed and the force is only a positive integer multiplied by the original rate function. \square

This theorem shows that as far as the differential semantics is concerned, the influence networks have the same expressive power as reaction networks and there is no theoretical reason to develop a reaction model. Conversely, using [25] one can define some canonical reaction network corresponding to an influence network by inferring it from the differential semantics. Note however that for instance starting from the self-negative influence $(X, \emptyset, X, -, kX^2)$ one obtains $\dot{X} = -kX^2$ and therefore

the reaction $(\{X\}, \emptyset, \emptyset, kX^2)$ and not $(\{2X\}, \emptyset, \{X\}, kX^2)$. Both have the same differential semantics, the second obeys Mass-Action and not the first, and their discrete semantics will differ (e.g., when there is only one X).

The converse of Thm. 3 does not hold for the Boolean, Petri net or stochastic semantics. Indeed, in those semantics the (well-formed) reaction of mutual degradation $(\{A, B\}, \emptyset, \emptyset, k.A.B)$ defines a transition from the state $(A, B) = (1, 1)$ to $(0, 0)$ which is obviously not possible in an influence network since only one variable can change in one transition. Note that it is not obvious to associate an influence network, even simply to simulate the reaction network behavior. For instance, the influence network obtained from our mutual degradation's differential semantics would consist of the two influences $(\{A, B\}, \emptyset, A, -, k.A.B)$ and $(\{A, B\}, \emptyset, B, -, k.A.B)$. However from state $(1, 1)$ it is actually impossible to reach $(0, 0)$. One would need to add self-negative-loops on both A and B , which would lead to a quite crude over-approximation.

Let us call a reaction (R, I, P, f) *unitary* if the support of $P - R$ is a singleton with a result equal to either 1 or -1 .

Proposition 1. *Any (well-formed) network of unitary reactions can be represented by a (well-formed) influence network with the same Boolean, Petri net, and stochastic semantics.*

Proof. Let us associate with each unitary reaction (R, I, P, f) , with $P(t) - R(t) = \pm 1$ and $P(x) = R(x)$ for all $x \neq t$, the influence (R, I, t, σ, f) where σ is the sign of $P(t) - R(t)$.

The stochastic and Petri net transitions associated with the unitary reaction (R, I, P, f) apply on discrete states satisfying $\vec{x} \geq R$ and $\vec{x}' = \vec{x} - R + P = \vec{x} \sigma t$, i.e. the same transitions as for the influence (R, I, t, σ, f) .

The Boolean transitions associated with the unitary reaction (R, I, P, f) apply on discrete states satisfying $\vec{x} \geq R$ and $\vec{x}' = \vec{x} - S + P$ for all $S \leq R$.

If $P(t) - R(t) = +1$ then $\vec{x}' = \vec{x} + t$.

If $P(t) - R(t) = -1$ then either $\vec{x}' = \vec{x}$ or $\vec{x}' = \vec{x} - t$.

Therefore in both cases, the Boolean transitions associated with the reaction (R, I, P, f) are the same as those associated with the influence (R, I, t, σ, f) . \square

3.4 Semantics with Negation

Contrarily to reaction networks, it is usual in Boolean influence networks and regulatory networks *à la* Thomas, to adopt a strict interpretation of the negative sources of an influence as tests for absence in the enabling condition. This choice is made at the expense of losing the relationships to the differential semantics, and to the (positive) stochastic and Petri net semantics (Thm. 2) since, for instance, a positive influence like $A/2B \rightarrow C$ can activate C with B present at level 1 in the Petri net semantics, but not in the Boolean semantics which is thus no longer an abstraction of the Petri net semantics.

Formally, the *Boolean with negation semantics* of an influence network is defined by the following transition system:

$$\forall (P_i, I_i, t_i, \sigma_i, f_i), \vec{x} \xrightarrow{BN} \vec{x}' \\ \text{if } \vec{x} \geq P_i, \vec{x} <_0 I_i, \vec{x}' = \vec{x} \sigma_i t_i$$

Then, one can also define stochastic and Petri net semantics with negation by adding the condition $\vec{x} <_0 I_i$ on the

negative sources to the transition, as done in Sec. 2.4 for the reaction networks, but with a similar loss of connection to the differential semantics.

It is worth remarking that this strict interpretation of the negative sources makes it possible to express influence networks with *bounded multi-level semantics*, just by adding a negative source $k \cdot x$ to all the positive influences on x , with some level coefficient bound k . This is adopted in tools such as GINsim [9], [10], but is not possible in the positive semantics of the previous section.

That interpretation of negative sources by negation increases the expressive power of influence networks. Let us call a *unitary transition system*, a transition system that updates *at most one* variable of \vec{x} in each transition⁶. Note that an influence network always defines such a unitary transition system under the discrete semantics, since the target t is a single species.

Proposition 2. *Any unitary Boolean transition system can be represented by an influence network under the Boolean semantics with negation.*

Proof. It is sufficient to notice that since a unitary Boolean transition $s \xrightarrow{BN} s'$ changes at most one species, say t_i , from s to s' , it can be represented by

- either a positive influence, $(P, I, t_i, +)$, if $s'(t_i) = 1$,
- or a negative influence, $(P, I, t_i, -)$, if $s'(t_i) = 0$,

with $P = \{x \mid s(x) = 1\}$ and $I = \{x \mid s(x) = 0\}$. \square

3.5 Functional Semantics *à la* Thomas

The Boolean and multi-level semantics defined by René Thomas originally for gene networks [6], is *functional*, in the sense that the next state \vec{x}' is defined by a function $\phi(\vec{x})$ of the previous state, not a relation. In this setting, the synchronous semantics is deterministic, and the non-deterministic asynchronous semantics is obtained by interleaving, by considering all the possible transitions that change the value of *exactly one* of the genes at a time. A truly non-deterministic influence network such as $\{(A, \emptyset, B, +, f), (A, \emptyset, B, -, g)\}$, for which the transition relation is not a function, cannot be represented. For this reason Thomas's setting excludes self-loops in the state transition graph and all steady states are stable (i.e. terminal states).

Proposition 3. *The set of Boolean transition systems definable by Thomas's regulatory networks is the set of unitary Boolean transition systems without self-loops.*

Proof. A Thomas's transition graph is necessarily unitary and without self-loops since each transition changes the Boolean value of exactly (not at most) one variable at a time.

The converse follows from Prop. 2 by excluding the possibility of having self-loop transitions which change no variable. \square

Corollary 2. *Any Thomas's regulatory network N can be represented by an influence network under the Boolean semantics with negation.*

6. It is worth remarking that in a unitary transition system, the state transition graph lives on a hypercube (e.g. Fig. 6 in Sec. 5 below).

Proof. From Prop. 3 N is unitary, one can therefore apply the encoding of the proof of Prop. 2 to obtain a corresponding influence network (note that in practice much smaller influence networks can be obtained by considering the DNF of the activation functions). \square

The restriction to functional transitions is even more striking in Thomas's multi-level setting, where the above system can (in the discrete semantics) have transitions from $(1, 1)$ both to $(1, 0)$ and to $(1, 2)$. That would necessitate the corresponding logical parameter for B to be at the same time < 1 and > 1 . It is worth noting that despite this subtle restriction in the expressive power, the logical formalism of Thomas is successfully used in a wide variety of models [24], [31], [32], [33] in systems biology.

3.6 Influence Graph of an Influence Network

The differential influence graph of an influence network is defined though the differential semantics, as in Def. 3. We get a similar equivalence result with the following syntactical definition of the influence graph:

Definition 7. *The syntactical influence graph (SIG) associated with an influence network \mathcal{I} is the graph having for vertices the molecular species, and for edges the following set of positive and negative influences:*

$$\begin{aligned} \{A \rightarrow^+ B \mid & \exists (P_i, I_i, B, \sigma_i, f_i) \in \mathcal{I} \\ & (A \in P_i \text{ and } \sigma_i = +) \\ & \text{or } (A \in I_i \text{ and } \sigma_i = -)\} \\ \cup \{A \rightarrow^- B \mid & \exists (P_i, I_i, B, \sigma_i, f_i) \in \mathcal{I} \\ & (A \in P_i \text{ and } \sigma_i = -) \\ & \text{or } (A \in I_i \text{ and } \sigma_i = +)\} \end{aligned}$$

Proposition 4. *For a well-formed influence network such that the syntactical influence graph contains no conflict, the syntactical and differential influence graphs are identical.*

Proof. We have

$$\begin{aligned} \dot{x}_B &= \sum_{(P_i, I_i, x_B, +, f_i) \in \mathcal{I}} f_i - \sum_{(P_j, I_j, x_B, -, f_j) \in \mathcal{I}} f_j \\ \frac{\partial \dot{x}_B}{\partial x_A} &= \sum_{(P_i, I_i, x_B, +, f_i) \in \mathcal{I}} \frac{\partial f_i}{\partial x_A} - \sum_{(P_j, I_j, x_B, -, f_j) \in \mathcal{I}} \frac{\partial f_j}{\partial x_A} \end{aligned}$$

Since the SIG does not have any conflict, $A \rightarrow^+ B$ is in the SIG if and only if

$$\begin{aligned} \frac{\partial \dot{x}_B}{\partial x_A} &= \sum_{(P_i, I_i, x_B, +, f_i) \in \mathcal{I}, A \in P_i, A \notin I_i} \frac{\partial f_i}{\partial x_A} \\ &- \sum_{(P_j, I_j, x_B, -, f_j) \in \mathcal{I}, A \notin P_j, A \in I_j} \frac{\partial f_j}{\partial x_A} \end{aligned}$$

and a similar reasoning can be made for $A \rightarrow^- B$.

Now, since the influence network is well-formed, all terms of the left-hand sum are non-negative ($A \notin I_i$) and strictly positive for some points \vec{x}_i .

Similarly, all terms of the right-hand sum are non-positive ($A \notin P_j$) and strictly negative for some \vec{x}_j .

We have that $A \rightarrow^+ B$ in the SIG iff the above sum has at least one term, that is equivalent to the existence of some \vec{x} in the state space where one of the terms above is non-null, in which case $\frac{\partial \dot{x}_B}{\partial x_A} > 0$, i.e., $A \rightarrow^+ B$ is in the DIG. \square

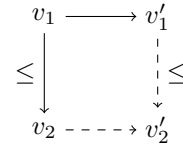
Furthermore, one can easily check that in the representation of an influence network by a reaction network (Thm. 3), the influence graphs associated to them are the same.

4 PROPERTIES OF THE POSITIVE SEMANTICS AND COMPUTATION OF BOOLEAN ATTRACTORS

In this section, we focus on the positive Boolean semantics of influence networks and study its properties. In particular, we show that the Boolean attractors of the positive semantics contain the attractors of the functional semantics with negation *à la* Thomas and provide an efficient pruning algorithm for computing them. Let us recall that \leq denotes the pointwise order on $\{0, 1\}$ coordinates of vectors representing states.

Proposition 5 (Monotonicity). *The positive Boolean semantics of influence networks is monotonic: let \mathcal{I} be an influence network over $S = \{x_1, \dots, x_s\}$ and v_1, v_2 be two Boolean states, i.e., vectors of \mathbb{B}^s*

if $v_1 \leq v_2$ then $\forall v'_1, v_1 \rightarrow v'_1, \exists v'_2, v'_1 \leq v'_2$ and $v_2 \rightarrow v'_2$



Proof. One can simply notice that since there are no negations in the enabling conditions, any influence that is enabled in v_1 is also enabled in v_2 . \square

It is worth noticing that this monotonicity property for transitions is fundamentally different from that of monotone dynamical systems [34] which are deterministic, and therefore impose the monotonicity property on the *unique* image of v_1 and v_2 . In our setting, Prop. 5 states that there exists some $v'_2 \geq v'_1$, but the existence of negative influences in the network permits that some other images of v_2 might not be greater than v'_1 . Nevertheless, we have

Proposition 6 (Greatest element). *Let C be a Terminal Strongly Connected Component (TSCC) of the state transition graph of a positive influence network, then C has a greatest element: $\exists v_0 \in C, \forall v \in C, v \leq v_0$*

Proof. Let us prove this proposition by contradiction: assume that there are two incomparable maximal elements v_1 and v_2 in C .

Since C is strongly connected there is a path from v_1 to v_2 and along that path a state v_3 and its successor in the path v_4 such that $v_3 \leq v_1$ and $v_4 \not\leq v_1$, as $v_2 \not\leq v_1$.

Now, using Prop. 5 we get that $v_1 \rightarrow v'_1$ with $v_4 \leq v'_1$ and $v'_1 \in C$ since C is terminal.

However, v'_1 is either greater or less than v_1 since it is the result of applying a single influence.

If $v_1 < v'_1$ we have a contradiction as we supposed v_1 maximal.

If $v'_1 \leq v_1$ we get $v_4 \leq v_1$ by transitivity and that is also contradictory. \square

Corollary 3. *To enumerate the attractors, i.e., TSCCs, of a positive influence network, it is enough to check the strongly connected components (SCCs) of states that have no strictly increasing transition.*

Proof. This is an immediate consequence of Prop. 6 as each TSCC can be represented by its greatest element which has no strictly increasing transition. \square

Notice that stable states are a particular case with no strictly decreasing transition either. Moreover, any strictly decreasing transition should be “reversible” for the SCC to be a TSCC. This allows us to rule out potential TSCC candidates without exploring their whole SCC in Alg. 1 and Alg. 2 (implementation available in BIOCHAM v4).

Note that in Alg. 2 two temporal logic formulae are used: the first one checks that from any state reachable by C , C remains always (AG) reachable ($EF(C)$), the second one is the previous one about reachability to ensure that no stable state S is reachable ($\neg EF(S)$) from C .

Algorithm 1 TSCC maximal elements candidates enumeration algorithm

```

procedure LIST_TSCC_CANDIDATES
   $Constraints \leftarrow \{P \wedge \neg I \implies t \mid (P, I, +, t, f) \in \mathcal{I}\}$ 
   $\triangleright$  Enabled positive influences must not change the state
   $Candidates \leftarrow \text{ENUMERATESOLUTIONS}(Constraints)$ 
  for  $C \in Candidates$  do
    if  $C$  has no strictly decreasing transition then
       $C$  is a stable steady state
    else if  $C$  has a non-reversible strictly decreasing transition then
       $C$  is not in a TSCC
    else
       $C$ 's SCC must be explored to check if it is a TSCC
    end if
  end for
end procedure
function ENUMERATESOLUTIONS( $Constraints$ )
  Iteratively solve by SAT/CP the Constraint Satisfaction Problem (CSP) defined by  $Constraints$ 
  return The set of solutions
end function

```

Proposition 7. *Let I be an influence network, there is at least one TSCC of its state transition graph in each TSCC of its positive semantics' state transition graph.*

Proof. The positive semantics only adds transitions by enabling more influences, it can therefore only merge TSCCs. \square

This result suggests finding complex attractors of non-positive networks, such as logical models *à la* Thomas [7], [8] that are particular cases of influence networks (see Cor. 2), by enumerating the greatest elements of the TSCCs of their positive Boolean semantics, and then looking for attractors of the original network. This approach provides an over-approximation of the attractors and is complementary to recent works which provide lower-bounds on their number [35].

One might note however that the reversibility constraint on decreasing transitions can easily be stated as a constraint of our Constraint Satisfaction Problem (CSP). Now, checking that an SCC is terminal can be done through model-checking, and verifying if there is a singular TSCC inside a

positive TSCC is also a reachability problem. Putting all this together we reach a refined version, Alg. 2 of our original algorithm, Alg. 1 that now guarantees that an SCC it finds is terminal, and also checks for inclusion of stable states. Alg. 2 therefore provides a lower bound on the number of complex attractors, and an over-approximation of those.

Algorithm 2 Refined TSCC search algorithm

```

procedure LIST_TSCC_CANDIDATES
   $Stable \leftarrow \text{ENUMERATESTABLE}()$ 
   $Constraints \leftarrow \{P \wedge \neg I \implies t \mid (P, I, +, t, f) \in \mathcal{I}\}$ 
   $\triangleright$  Enabled positive influences must not change the state
   $Constraints \leftarrow Constraints \cup \{P \wedge \neg I \implies t \vee \bigvee_i P_i \wedge \neg I_i \mid (P, I, -, t, f), (P_i, I_i, +, t, f_i) \in \mathcal{I}, t \notin P_i\}$ 
   $\triangleright$  Enabled negative influences must be reversible
   $Candidates \leftarrow \text{ENUMERATESOLUTIONS}(Constraints)$ 
  for  $C \in Candidates$  do
    if  $C \in Stable$  then
       $C$  is a stable steady state
    else if  $C \not\models AG(EF(C))$  (positive semantics) then
       $C$  is not in a TSCC
    else
       $C$  is in a positive TSCC
      if  $\forall S \in Stable, C \models \neg EF(S)$  (negative semantics) then
        there is at least one negative non-trivial TSCC (a complex attractor) in  $C$ 's TSCC
      end if
    end if
  end for
end procedure
function ENUMERATESTABLE
  Iteratively solve by SAT/CP the CSP corresponding to the absence of state-changing enabled influence
  return The set of solutions
end function
function ENUMERATESOLUTIONS( $Constraints$ )
  Iteratively solve by SAT/CP the CSP defined by  $Constraints$ 
  return The set of solutions
end function

```

5 EXAMPLES AND EVALUATION

The following examples from the literature illustrate the links between reaction and influence networks (mostly Thm. 4), the encoding of Thomas's networks as influence networks (Cor. 2), and the use of the positive semantics and Alg. 2 to efficiently enumerate the complex attractors of an influence network. In particular in the third example, our algorithm enumerates the attractors in 106s, whereas the algorithms based on the construction of the transition graph, such as implemented in GINsim [9], [10], fail by out of memory.

The CPU times are given in seconds and have been obtained on a 2010 Mac-mini, as all the CPU times given in this paper.

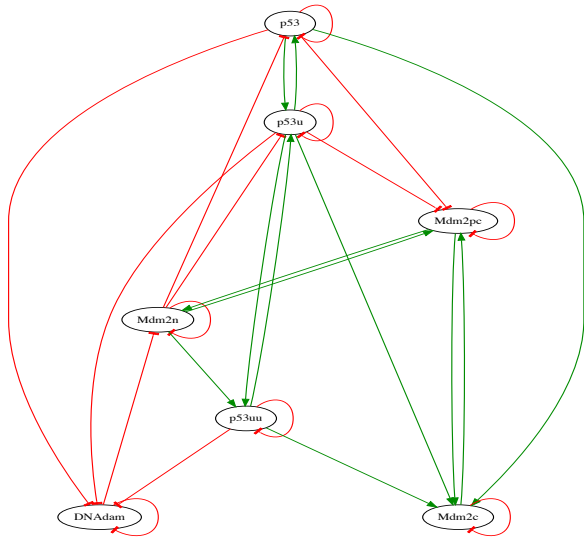


Fig. 4. Influence graph (Def. 4) of the reaction model of [27].

5.1 Influence Model of the p53/Mdm2 DNA Damage Repair System [21]

The p53/Mdm2 DNA damage repair system is an interesting oscillatory system which has been modeled by differential equations by Ciliberto et al. in [27]. Fig. 1 shows the reaction network. Note that this model contains explicit transport reactions of Mdm2 between the cytoplasm and the nucleus, and that p53 is an inhibitor of the phosphorylation reaction of Mdm2 in the cytoplasm (Ex. 2). Fig. 4 depicts the influence graphs (inferred by Def. 4) of this reaction model.

In [21] and [22], two simplified influence models were manually derived from this model, and analyzed with Boolean, multi-level and differential semantics. We illustrate here the search for TSCCs with two networks corresponding to the Boolean semantics of the first simplified influence model in [21]. It is worth noting that this influence model can be obtained from the graph of Fig. 4 by

- merging p53 and p53u in P,
- deleting p53uu,
- merging Mdm2pc and Mdm2n in N,
- and renaming Mdm2c in C and DNAdam in D,

i.e. by a subgraph epimorphism (SEPI) reduction [36] from Fig. 4 to Fig. 5.

In network (1), we simply transcribe the graph of Fig. 4 of the authors as a Boolean influence network. We therefore ignore the multi-level aspect they developed. In network (2), we add some activations on p53 ([6] in the trace) and DNA-damage ([7]), and an inhibition on cytoplasmic Mdm2 ([8]), in order to take into account some basal state of the model.

Fig. 5 depicts the influence graph of this model. Interestingly, we can see that it matches almost exactly the influence graph of the reduced model of Ciliberto et al. The only differences are the absence of the negative self-loops, and of the positive influence from N to C (corresponding to the transport of Mdm2 from the nucleus to the cytoplasm) which were neglected.

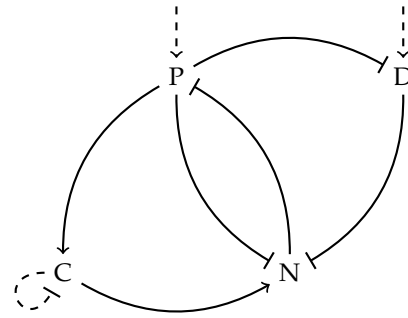


Fig. 5. Simplified influence graph displayed in Fig. 4 of [21], without the activation multi-levels. The dashed influences are those added in our second version of the network to model the basal state of the system.

The following BIOCHAM v4 trace shows the TSCCs computed by Alg. 2 for the two networks (1) and (2) obtained as explained above.

```

biocham: load_biocham(network1).
biocham: list_influences.
[0] P -> C
[1] C -> N
[2] N -< P
[3] P -< N
[4] P -< D
[5] D -< N
biocham: list_tsc candidates.
[C-0,D-0,N-0,P-0] stable
[C-0,D-0,N-1,P-0] stable
[C-0,D-1,N-0,P-0] stable
[C-1,D-0,N-1,P-0] stable
[C-1,D-1,N-1,P-0] terminal (positive)
contains a complex attractor
Time: 0.107
biocham: add_biocham(network2).
biocham: list_influences.
[0] P -> C
[1] C -> N
[2] N -< P
[3] P -< N
[4] P -< D
[5] D -< N
[6] _ -> P
[7] _ -> D
[8] C -< C
biocham: list_tsc candidates.
[C-1,D-1,N-1,P-1] terminal (positive)
contains a complex attractor
Time: 0.048
    
```

Our algorithm shows that there is in each case a single complex attractor. This is in accordance with the complete analysis of [21], showing that our Boolean networks remain close in behavior to the multi-level models that were developed. The algorithm also finds four stable steady states in the first case. In [22], this influence model was further extended with differential and stochastic dynamics which could be directly represented by influence forces in our setting.

5.2 Influence Model of the Mammalian Circadian Clock [23]

A nice example of the use of logical models *à la* Thomas is the article by Comet et al. [23] studying different variants of small models of the circadian rhythms in mammals. They derive a small influence network *à la* Thomas, from the following 4-variable ODE model, which is itself a simplified version of the 16-variable model from [37]:

$$\begin{aligned} \frac{dPC}{dt} &= \frac{K^n}{K^n + PC_N^n} v_1 - k_3 PC CC + k_4 PC_C - kd_1 PC \\ \frac{dCC}{dt} &= \frac{K^n}{K^n + PC_N^n} v_2 - k_3 PC CC + k_4 PC_C - kd_2 CC \\ \frac{dPC_C}{dt} &= k_3 PC CC - k_4 PC_C - k_1 PC_C + k_2 PC_N - kd_3 PC_C \\ \frac{dPC_N}{dt} &= k_1 PC_C - k_2 PC_N - kd_4 PC_N \end{aligned}$$

The reaction network corresponding to those ODEs [25] is:

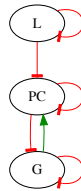
- kd1*PC for PC => _.
- kd2*CC for CC => _.
- kd3*PCC for PCC => _.
- kd4*PCN for PCN => _.
- k1*PCC for PCC => PCN.
- k2*PCN for PCN => PCC.
- k3*PC*CC for PC + CC => PCC.
- k4*PCC for PCC => PC + CC.
- $K^n * v_1 / (K^n + PC_N^n)$ for _ / PCN => PC.
- $K^n * v_2 / (K^n + PC_N^n)$ for _ / PCN => CC.

As per Thm. 4, one obtains an influence network with the same differential semantics. In the small logical model of [23], the authors further simplify the Per and Cry proteins (*PC* is their complex, *G* their genes) and introduce light (*L*) in order to study light entrainment:

“Remarkably, from the pedagogical point of view, this very simple model provides a very pertinent causal explanation of the robustness of the circadian cycle to variations of day length. This model allows to stand back, and so, to better understand the other models.”

A direct import in BIOCHAM v4 of their logical model without delays (cf. Section 5 of [23]) gives the following influence network with negative sources, shown below with the corresponding influence graph:

- _ / L -> L.
- L -< L.
- _ / G, PC -> G.
- G, PC -< G.
- G / PC, L -> PC.
- PC / G -< PC.
- PC, L -< PC.



Now, the positive semantics of this network is close to the original Boolean semantics with negation *à la* Thomas of the model. Only a few state transitions become reversible in the positive Boolean semantics, while they are irreversible in the original Boolean semantics with negation *à la* Thomas of the model, as depicted in Fig. 6.

They both have a single TSCC: the whole state transition graph represented by the vector (1, 1, 1) that is found as sole candidate:

```
biocham: list_tsccl_candidates.
```

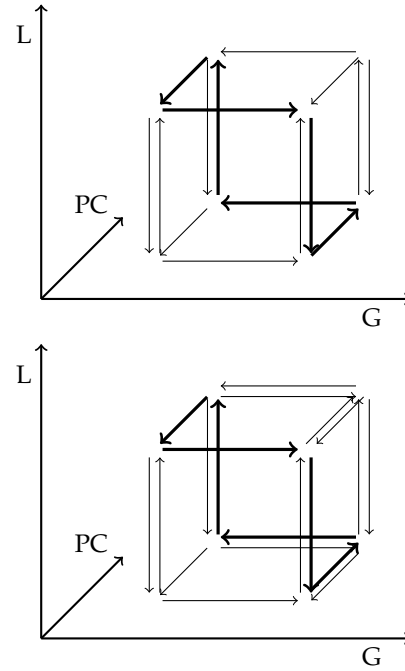


Fig. 6. State transition graphs of the model under, the Boolean semantics with negation *à la* Thomas, similar to Fig. 7 of [23] (top), and the positive Boolean semantics, where some state transitions have become reversible (bottom). The bold circuit represents the classical 24h day-night cycle that is obtained as standard cycle when delays are introduced. The other transitions correspond to recovery pathways in a jet lag context for instance.

```
[G-1,L-1,PC-1] terminal (positive)
contains a complex attractor
Time: 0.113
```

The approximation introduced by the positive Boolean semantics can be explained by quantitative dynamics considerations. For instance, when *G* is on, the transcription leading to the PER-CRY complexes is stimulated, however [23] explains that these complexes can only migrate to the nucleus in absence of light. This *absence* cannot be checked in a positive semantics model, however the consensus mechanistic process is rather thought to be a modulation of PER transcription by light (see for instance [37] for the mammalian case). Being purely quantitative, it is not easy to take into account such a regulation in a Boolean model except with the reversible activation of *PC* when *G* is on, whether *L* is on or not. This is what happens in our positive model as can be seen in the right panel of Fig. 6, and it is similar to what happens for the light in the original model.

The same reasoning explains the reversible inactivation of *G* when *PC* is active. Indeed there is a basal synthesis of *G* that cannot check, in a positive setting, that *PC* is inactive in order to activate the genes. Once again, the mechanistic process is a quantitative inhibition of the CLOCK-BMAL1 complexes by PER-CRY and a conservative Boolean approximation of that process is reflected by the reversible activation of *G* in presence of *PC*.

In [23], the authors also restrict the possible behaviors by introducing delays for the Boolean transitions, which could be considered as a further expansion of the formalism.

We have introduced a general formalism of influence networks with forces, and possibly inhibitors, and developed for it a hierarchy of differential, stochastic, multi-level and Boolean semantics, similarly to reaction networks.

We have first shown that reaction networks and influence networks have the same expressive power under the differential semantics. This means that, as far as the differential equations are concerned, the details given in the reactant-product structure of a reaction network are not necessary, and that the same differential equations can be derived from an influence network with forces.

On the other hand, influence networks have an expressive power weaker than reaction networks in the discrete semantics, since they can only express unitary transition systems, i.e. with only one update at a time. Furthermore, the differential semantics in which the inhibitors simply decrease the force without preventing the influence to occur, lead us to consider positive discrete semantics in which the inhibitors are not interpreted by a negation for testing their absence, but are ignored in the enabling conditions of the influences. This convention ensures that all discrete behaviors are approximated when we go up in the abstractions of the hierarchy of semantics, and that if a behavior is not possible in the positive Boolean semantics (which can be checked by model-checking methods for instance) it is not possible in the stochastic semantics for any forces. On the other hand, we have shown that the Boolean semantics with negation lead to a more expressive formalism, in which any unitary Boolean transition system can be encoded, and for which a similar hierarchy of discrete semantics with negation can also be developed, but with no consistent link to the differential semantics.

Furthermore, we have shown that in the positive Boolean semantics, the monotonicity of the transition relation allows us to enumerate complex attractors efficiently by restricting the search to the greatest elements candidates. The Boolean semantics with negation *à la* Thomas, contains a restriction on the definition of the transition relation by a function, as opposed to a relation, which limits the sources of non-determinism. With the functional restriction, we have proven that each terminal strongly connected component of the transition graph (TSCC) in the positive semantics contains at least one TSCC of the semantics *à la* Thomas, and thus that our TSCC computation algorithm can be used to prune the search space in this setting also. On examples from the literature, we have shown that this pruning mechanism, similarly to the trap-set approximation of [35], allows us to enumerate attractors where algorithms based on the construction of the transition graph fail.

ACKNOWLEDGMENTS

We are grateful to Paul Ruet and Denis Thieffry for interesting discussions on Thomas's framework, and to the reviewers for their comments. This work was partially supported by ANR project Hyclock under contract ANR-14-CE09-0011, and PASPA-DGAPA-UNAM, Conacyt grants 221341 and 261225.

REFERENCES

- [1] M. Hucka *et al.*, "The systems biology markup language (SBML): A medium for representation and exchange of biochemical

- network models," *Bioinformatics*, vol. 19, no. 4, pp. 524–531, 2003. [Online]. Available: <http://sbml.org/>
- [2] F. Fages and S. Soliman, "Abstract interpretation and types for systems biology," *Theoretical Computer Science*, vol. 403, no. 1, pp. 52–70, 2008. [Online]. Available: <http://lifeware.inria.fr/~fages/Papers/F507tcs.pdf>
- [3] N. le Novère, B. Bornstein, A. Broicher, M. Courtot, M. Donizelli, H. Dharuri, L. Li, H. Sauro, M. Schilstra, B. Shapiro, J. L. Snoep, and M. Hucka, "BioModels Database: a free, centralized database of curated, published, quantitative kinetic models of biochemical and cellular systems," *Nucleic Acid Research*, vol. 1, no. 34, pp. D689–D691, Jan. 2006.
- [4] L. Glass and S. A. Kauffman, "The logical analysis of continuous, non-linear biochemical control networks," *Journal of theoretical Biology*, vol. 39, no. 1, pp. 103–129, 1973.
- [5] R. Thomas, "Boolean formalisation of genetic control circuits," *Journal of Theoretical Biology*, vol. 42, pp. 565–583, 1973.
- [6] R. Thomas and R. D'Ari, *Biological Feedback*. CRC Press, 1990.
- [7] E. Remy, P. Ruet, and D. Thieffry, "Graphic requirements for multi-stability and attractive cycles in a boolean dynamical framework," *Advances in Applied Mathematics*, vol. 41, no. 3, pp. 335–350, 2008.
- [8] P. Ruet, "Local cycles and dynamical properties of boolean networks," *Mathematical Foundations of Computer Science*, vol. 26, no. 4, pp. 702–718, 2016.
- [9] A. Naldi, D. Berenguier, A. Fauré, F. Lopez, D. Thieffry, and C. Chaouiya, "Logical modelling of regulatory networks with GINsim 2.3," *Biosystems*, vol. 97, no. 2, pp. 134–139, 2009.
- [10] C. Chaouiya, A. Naldi, and D. Thieffry, *Logical Modelling of Gene Regulatory Networks with GINsim.*, ser. Methods in molecular biology (Methods and Protocols). New York, NY: Springer-Verlag, 2012, vol. 804, pp. 463–479.
- [11] G. Batt, B. Besson, P. Ciron, H. de Jong, E. Dumas, J. Geiselmann, R. Monte, P. Monteiro, M. Page, F. Rechenmann, and D. Ropers, "Genetic Network Analyzer: a tool for the qualitative modeling and simulation of bacterial regulatory networks," in *Bacterial Molecular Networks*. Springer, 2012, pp. 439–462.
- [12] D. A. Rosenblueth, S. Muñoz, M. Carrillo, and E. Azpeitia, "Inference of Boolean networks from gene interaction graphs using a SAT solver," in *AlCoB 2014: Proceedings of the 1st International Conference on Algorithms for Computational Biology*, ser. Lecture Notes in Bioinformatics, vol. 8542. Springer-Verlag, 2014, pp. 235–246.
- [13] C. Chaouiya, "Petri net modelling of biological networks," *Briefings in Bioinformatics*, vol. 8, no. 210, 2007.
- [14] B. Chazelle, "Natural algorithms and influence systems," *Communications of the ACM*, vol. 55, no. 12, pp. 101–110, Dec. 2012.
- [15] A. Naldi, R. Remy, D. Thieffry, and C. Chaouiya, "A reduction method for logical regulatory graphs preserving essential dynamical properties," in *CMSB'09: Proceedings of the seventh international conference on Computational Methods in Systems Biology*, ser. Lecture Notes in Bioinformatics, vol. 5688. Springer-Verlag, 2009, pp. 266–280.
- [16] N. le Novère, M. Hucka, H. Mi, S. Moodie, F. Schreiber, A. Sorokin, E. Demir, K. Wegner, M. I. Aladjem, S. M. Wimalaratne, F. T. Bergman, R. Gauges, P. Ghazal, H. Kawaji, L. Li, Y. Matsuoka, A. Villegier, S. E. Boyd, L. Calzone, M. Courtot, U. Dogrusoz, T. C. Freeman, A. Funahashi, S. Ghosh, A. Jouraku, S. Kim, F. Kolpakov, A. Luna, S. Sahle, E. Schmidt, S. Watterson, G. Wu, I. Goryanin, D. B. Kell, C. Sander, H. Sauro, J. L. Snoep, K. Kohn, and H. Kitano, "The systems biology graphical notation," *Nature Biotechnology*, vol. 27, no. 8, pp. 735–741, Aug. 2009.
- [17] F. Fages and S. Soliman, "From reaction models to influence graphs and back: a theorem," in *Proceedings of Formal Methods in Systems Biology FMSB'08*, ser. Lecture Notes in Computer Science, no. 5054. Springer-Verlag, Feb. 2008. [Online]. Available: <http://lifeware.inria.fr/~fages/Papers/F508fmsb.pdf>
- [18] F. Fages, T. Martinez, D. Rosenblueth, and S. Soliman, "Influence systems vs reaction systems," in *CMSB'16: Proceedings of the fourteenth international conference on Computational Methods in Systems Biology*, ser. Lecture Notes in Bioinformatics, N. P. E. Bartocci, P. Lio, Ed., vol. 9859. Springer-Verlag, Sep. 2016, pp. 98–115. [Online]. Available: <http://hal.inria.fr/hal-01378470>
- [19] P. Cousot and R. Cousot, "Abstract interpretation: A unified lattice model for static analysis of programs by construction or approximation of fixpoints," in *POPL'77: Proceedings of the 6th ACM Symposium on Principles of Programming Languages*. New York: ACM Press, 1977, pp. 238–252, Los Angeles.

- [20] A. Ciliberto, F. Capuani, and J. J. Tyson, "Modeling networks of coupled enzymatic reactions using the total quasi-steady state approximation," *PLOS Computational Biology*, vol. 3, no. 3, p. e45, Mar. 2007.
- [21] W. Abou-Jaoudé, D. A. Ouattara, and M. Kaufman, "From structure to dynamics: frequency tuning in the p53-Mdm2 network: I. logical approach," *Journal of theoretical biology*, vol. 258, no. 4, pp. 561–577, 2009.
- [22] —, "From structure to dynamics: frequency tuning in the p53-Mdm2 network: II differential and stochastic approaches," *Journal of theoretical biology*, vol. 264, pp. 1177–1189, 2010.
- [23] J.-P. Comet, G. Bernot, A. Das, F. Diener, C. Massot, and A. Cessieux, "Simplified models for the mammalian circadian clock," *Procedia Computer Science*, vol. 11, pp. 127–138, 2012.
- [24] L. Grieco, L. Calzone, I. Bernard-Pierrot, F. Radvanyi, B. Kahn-Perlès, and D. Thieffry, "Integrative modelling of the influence of mapk network on cancer cell fate decision," *PLOS Computational Biology*, vol. 9, no. 10, p. e1003286, Oct. 2013.
- [25] F. Fages, S. Gay, and S. Soliman, "Inferring reaction systems from ordinary differential equations," *Theoretical Computer Science*, vol. 599, pp. 64–78, Sep. 2015. [Online]. Available: <http://lifeware.inria.fr/~fages/Papers/FGS14tcs.pdf>
- [26] M. Katsumata, "Graphic representation of Botts-Morales equation for enzyme-substrate-modifier system," *Journal of Theoretical Biology*, vol. 36, no. 2, pp. 327–338, 1972.
- [27] A. Ciliberto, B. Novák, and J. J. Tyson, "Steady states and oscillations in the p53/mdm2 network," *Cell Cycle*, vol. 4, no. 3, pp. 488–493, Mar. 2005.
- [28] D. T. Gillespie, "Exact stochastic simulation of coupled chemical reactions," *Journal of Physical Chemistry*, vol. 81, no. 25, pp. 2340–2361, 1977.
- [29] N. Chabrier and F. Fages, "Symbolic model checking of biochemical networks," in *CMSB'03: Proceedings of the first workshop on Computational Methods in Systems Biology*, ser. Lecture Notes in Computer Science, C. Priami, Ed., vol. 2602. Rovereto, Italy: Springer-Verlag, Mar. 2003, pp. 149–162. [Online]. Available: <http://lifeware.inria.fr/~fages/Papers/CF02cmsb.pdf>
- [30] G. Bernot, J.-P. Comet, and Z. Khalis, "Gene regulatory networks with multiplexes," in *Proc of European Simulation and Modelling Conference, ESM'2008*, 2008, pp. 423–432.
- [31] P. Traynard, A. Fauré, F. Fages, and D. Thieffry, "Logical model specification aided by model-checking techniques: application to the mammalian cell cycle regulation," *Bioinformatics*, vol. 32, no. 17, pp. i772–i780, 2016. [Online]. Available: <http://hal.inria.fr/hal-01378465>
- [32] A. Naldi, J. Carneiro, C. Chaouiya, and D. Thieffry, "Diversity and plasticity of th cell types predicted from regulatory network modelling," *PLoS Computational Biology*, vol. 6, no. 9, p. e1000912, Sep. 2010.
- [33] A.-G. González, C. Chaouiya, and D. Thieffry, "Qualitative dynamical modelling of the formation of the anterior-posterior compartment boundary in the drosophila wing imaginal disc," *Bioinformatics*, vol. 24, pp. 234–240, 2008.
- [34] D. Angeli and E. D. Sontag, "Monotone control systems," *IEEE Transactions on automatic control*, vol. 48, no. 10, pp. 1684–1698, 2003.
- [35] H. Klarner, A. Bockmayr, and H. Siebert, "Computing symbolic steady states of boolean networks," in *Proceedings of the 11th International Conference on Cellular Automata for Research and Industry, ACRI 2014*, ser. Lecture Notes in Computer Science, J. Waş, G. C. Sirakoulis, and S. Bandini, Eds., vol. 8751. Springer-Verlag, 2014, pp. 561–570.
- [36] S. Gay, S. Soliman, and F. Fages, "A graphical method for reducing and relating models in systems biology," *Bioinformatics*, vol. 26, no. 18, pp. i575–i581, 2010, special issue ECCB'10.
- [37] J.-C. Leloup and A. Goldbeter, "Toward a detailed computational model for the mammalian circadian clock," *Proceedings of the National Academy of Sciences*, vol. 100, pp. 7051–7056, 2003.
- [38] H. Klarner, A. Bockmayr, and H. Siebert, "Computing maximal and minimal trap spaces of boolean networks," *Natural Computing*, vol. 14, no. 4, pp. 535–544, 2015.



François Fages François Fages is Research Director at Inria Saclay where he leads the LIFEWARE group. He passed his Doctorate Thesis in 1983 on unification theory and automated deduction, and got a research position at CNRS, Ecole Normale Supérieure, where he worked on the theory and practice of rule-based programming, with also part-time assistant professorship at Ecole Polytechnique (1985-98) and part-time consultancy at Thomson-CSF/Thales group (1985-96). In 1999 he got a Research Director position at Inria and got interested in computational systems biology. He currently leads the LIFEWARE team, coordinates the development of the BIOCHAM modeling software for systems biology (<http://lifeware.inria.fr/biocham>), and collaborates with biologists on challenging questions in cell signaling, cell cycle and circadian clock control, and biochemical reaction network design. He gives a course on "Computational methods for systems and synthetic biology" at the *Master Parisien de Recherche en Informatique*. In 2014, he received the Michel Monpetit prize from the French Academy of Sciences.



Thierry Martinez Thierry Martinez is research engineer (IR2) at Inria de Paris. He passed his Ph.D. in 2015 on constraint and logic programming, in the Lifeware team. He has been contributing to the BIOCHAM modelling platform, during his Ph.D. and since then, as research associate. At Inria de Paris, he has also been contributing to Coccinelle (a software to check and strengthen the quality of the Linux kernel) and Coq (a formal proof assistant). He has published about 30 papers on constraint and logic programming, but also complexity and graph theory.



David Rosenblueth David A. Rosenblueth graduated at the University of Victoria, B. C., Canada. He has worked in logic programming, model-checking and complex systems. Within logic programming, he has contributions to inference systems inspired by parsers, inductive logic programming, program transformation, and logic programming applied to genetic regulation. Within model-checking, he has studied the model-update problem and model-checking for hidden Markov models, multi-agent systems, genetic regulation, robotics, and embedded systems. Within complex systems, he has worked in self-organizing traffic lights.



Sylvain Soliman Sylvain Soliman is permanent researcher (CR1) at Inria Saclay-Ile-de-France, in the Lifeware team. He passed his Ph.D. in 2001 on Linear Logic, did a post-doc in a DGA lab on Natural Language Processing and then was hired at Inria in 2002. Since then he has been working and teaching Constraint Programming, and from 2004 has been one of the core developers of the BIOCHAM modelling platform, therefore moving to the field of Computational Systems Biology. Using methods from theoretical computer science, like constraint programming but also model-checking, abstract interpretation, etc. he has published about 100 papers (cf. Google Scholar) and co-supervised 2 Ph.D. theses. He obtained his Habilitation degree (HDR) in 2016.