



**HAL**  
open science

## Energy Turnaround: Printing of Thermoelectric Generators

Ines Dani, Aljoscha Roch, Lukas Stepien, Christoph Leyens, Moritz Greifzu,  
Marian Von Lukowicz

► **To cite this version:**

Ines Dani, Aljoscha Roch, Lukas Stepien, Christoph Leyens, Moritz Greifzu, et al.. Energy Turnaround: Printing of Thermoelectric Generators. 6th Programming Languages for Manufacturing (PROLAMAT), Oct 2013, Dresden, Germany. pp.181-184, 10.1007/978-3-642-41329-2\_19 . hal-01485812

**HAL Id: hal-01485812**

**<https://inria.hal.science/hal-01485812>**

Submitted on 9 Mar 2017

**HAL** is a multi-disciplinary open access archive for the deposit and dissemination of scientific research documents, whether they are published or not. The documents may come from teaching and research institutions in France or abroad, or from public or private research centers.

L'archive ouverte pluridisciplinaire **HAL**, est destinée au dépôt et à la diffusion de documents scientifiques de niveau recherche, publiés ou non, émanant des établissements d'enseignement et de recherche français ou étrangers, des laboratoires publics ou privés.



Distributed under a Creative Commons Attribution 4.0 International License

# Energy Turnaround: Printing of Thermoelectric Generators

Ines Dani<sup>1</sup>, Aljoscha Roch<sup>1</sup>, Lukas Stepien<sup>1</sup>, Christoph Leyens<sup>1,2</sup>,  
Moritz Greifzu<sup>2</sup>, Marian v. Lukowicz<sup>2</sup>

<sup>1</sup> Fraunhofer Institute Material and Beam Technology IWS, Dresden, Germany  
[ines.dani@iws.fraunhofer.de](mailto:ines.dani@iws.fraunhofer.de)

<sup>2</sup> Technical University Dresden, Germany

**Abstract.** Waste heat in the temperature range up to 100°C can be found in virtually all areas of industry and building and is often the hardest to recover cost-efficiently. It accounts for more than 50% of the total heat generated in industry [1].

Therefore, increasing interest is noticed in thermoelectric harvesters in the operation temperature range from room temperature up to 100°C. The aim of this work is the development of materials and processes for the material and cost efficient scalable production of TEGs.

PEDOT:PSS is an interesting p-type conducting polymer suitable for printing of TEGs. A printed unileg generator, i.e. by using just a p-conductive material, was realised by dispenser printing of DMSO-doped PEDOT:PSS on polyimide. Contacts were made from silver. A TEG with 60 legs was characterized. The internal resistance is increasing linearly with the number of legs, confirming the good reproducibility of the printing process. By using a multilayer design the resistance can be decreased by more than 50%. A temperature difference of 90 K results in a voltage of 37 mV (at 20°C at the cold side).

## 1 Introduction

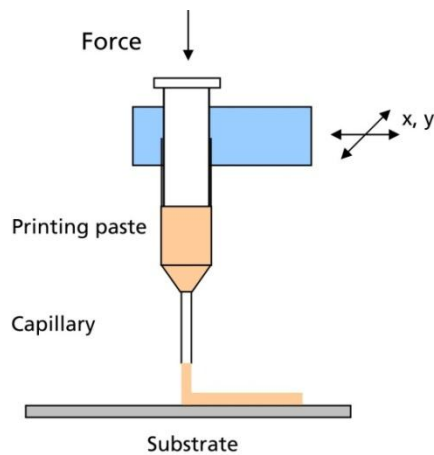
In developed countries, ca. 40% of the total fuel consumption is used for heating. Of this, about one-third is wasted due to insufficient transformation technologies into electricity. This wasted heat may be used by exploiting the Seebeck effect, enabling special materials to generate electrical energy if exposed to a temperature gradient. Thermoelectric generators (TEGs) built up from these materials are a durable way for energy supply without any moving components. Drawbacks of state-of-the-art materials are their low efficiency, limited availability or toxicity of the raw materials, and high costs.

Polymer materials in combination with printing techniques offer the possibility to manufacture flexible generators from non-toxic and easily available raw materials. The operation temperature of these materials ranges from room temperature up to 100 °C; small temperature gradients of 1 K can be exploited.

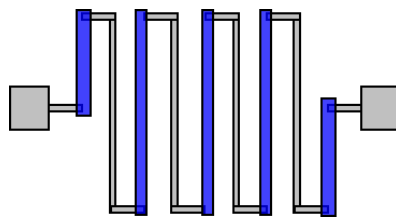
## 2 Material development

PEDOT:PSS (poly(3,4-ethylenedioxythiophene) poly(styrenesulfonate) is an intrinsically p-type conductive polymer and possesses a high conductivity, good stability and flexibility. All printing experiments presented here are based on the printing paste SV3 (Heraeus) with a viscosity of 1 Pa.s (at a shear rate of 250 s<sup>-1</sup>). The solids content is about 2.3 wt%.

Due to the high viscosity of the PEDOT:PSS printing paste a dispenser printer (Asymtec) was used (figure 1).



**Fig. 1.** Scheme of the dispenser printing process



**Fig. 2.** Scheme of a unileg TEG – p-type conductive thermoelectric material (blue) and silver contacts (grey)


To increase the charge carrier concentration of the polymer, PEDOT:PSS was doped with dimethyl sulfoxide (DMSO). For characterisation of the thermoelectric properties the pastes were printed on glass substrates and dried at 50°C for 2 days. The resulting films with a thickness of 22 µm were tested with a modified van der Pauw method [2]. The electrical conductivity increased from 8 S/cm without DMSO addition to 84 S/cm with 6 wt% DMSO. The Seebeck coefficient of about 15 µV/K was not influenced by DMSO doping.

### 3 Printing process and results

Until now, no n-type conductive polymer for thermoelectric applications is commercially available. Therefore only p-type conductive PEDOT:PSS was used to print an unileg thermoelectric generator (figure 2).


Polyimide film was chosen as substrate due to its temperature stability up to 400 °C and its flexibility. In a first step, silver paste (Heraeus) was printed as contact material and sintered at 200°C. PEDOT:PSS with 6 wt% DMSO serves as the active thermoelectric material. It was printed on top of the silver contact and dried at 60 °C for 24 h. A multilayer structure of the active material reduces the internal resistance by half, enabling a higher number of thermocouple legs with the same internal resistance.

Using a dispenser printing process enables a fast adaption of the unileg geometry; standard parameters are a length of 1 mm and a height of 10 mm for one unileg. A TEG with 60 unilegs corresponds to a total length of about 30 cm (figure 3).



**Fig. 3.** Dispenser printing process of a TEG with 60 unilegs

For analyzing the thermoelectric performance of the device, the printed unileg film was wrapped around an adapter, made from two aluminum parts and a PEEK connector with low heat conductivity (figure 4).



**Fig. 4.** CAD model of the adapter for winding-up the unileg film (left) and complete TEG with contacts (right)

The cold side was held constant at 20°C, the temperature of the hot side was stepwise increased. Increasing the temperature gradient leads to a linear increase in the measured voltage (figure 5). For a temperature difference of 90 K a resulting voltage of 37 mV was determined.

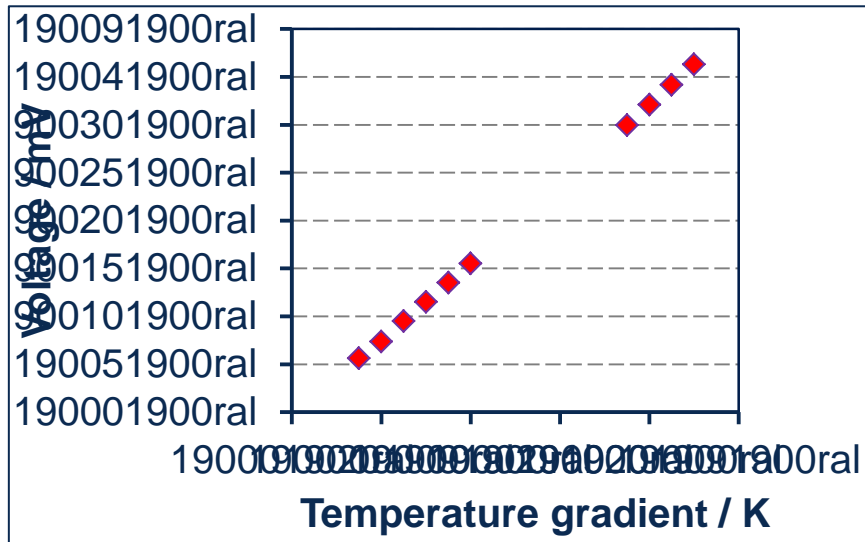


Fig. 5. Voltage in dependence of the temperature gradient in the TEG, cold side at 20°C

#### 4 Summary

A printed unileg generator consisting of only a p-conductive material was realised by dispenser printing of DMSO-doped PEDOT:PSS on polyimide to demonstrate the manufacturing of flexible thermoelectric generators from non-toxic and easily available raw materials. A TEG with 60 legs and silver contacts was characterized. By using a multilayer design the internal resistance was decreased by more than 50%. With a cold side temperature of 20°C and a temperature difference of 90 K a voltage of 37 mV was generated.

#### 5 References

1. S. Quoilon, Appl. Thermal Engineering, 31 (2011) 2885-2893
2. J. De Boor, V. Schmidt, Adv. Materials 22 (2010), 4303-4307