



HAL
open science

Generalized linear sampling method for elastic-wave sensing of heterogeneous fractures

Fatemeh Pourahmadian, Bojan B Guzina, Housseem Haddar

► **To cite this version:**

Fatemeh Pourahmadian, Bojan B Guzina, Housseem Haddar. Generalized linear sampling method for elastic-wave sensing of heterogeneous fractures. *Inverse Problems*, 2016, pp.28. hal-01421916

HAL Id: hal-01421916

<https://inria.hal.science/hal-01421916v1>

Submitted on 23 Dec 2016

HAL is a multi-disciplinary open access archive for the deposit and dissemination of scientific research documents, whether they are published or not. The documents may come from teaching and research institutions in France or abroad, or from public or private research centers.

L'archive ouverte pluridisciplinaire **HAL**, est destinée au dépôt et à la diffusion de documents scientifiques de niveau recherche, publiés ou non, émanant des établissements d'enseignement et de recherche français ou étrangers, des laboratoires publics ou privés.

Generalized linear sampling method for elastic-wave sensing of heterogeneous fractures

Fatemeh Pourahmadian¹, Bojan B. Guzina¹ and Housseem Haddar²

¹ Department of Civil, Environmental and Geo-Engineering, University of Minnesota, Minneapolis, USA

² INRIA Saclay Ile de France and Ecole Polytechnique (CMAP) Route de Saclay, F-91128, Palaiseau, France

E-mail: guzin001@umn.edu

Abstract. A theoretical foundation is developed for active seismic reconstruction of fractures endowed with spatially-varying interfacial condition (e.g. partially-closed fractures, hydraulic fractures). The proposed indicator functional carries a superior localization property with no significant sensitivity to the fracture’s contact condition, measurement errors, and illumination frequency. This is accomplished through the paradigm of the F_{\sharp} -factorization technique and the recently developed Generalized Linear Sampling Method (GLSM) applied to elastodynamics. The direct scattering problem is formulated in the frequency domain where the fracture surface is illuminated by a set of incident plane waves, while monitoring the induced scattered field in the form of (elastic) far-field patterns. The analysis of the well-posedness of the forward problem leads to an admissibility condition on the fracture’s (linearized) contact parameters. This in turn contributes toward establishing the applicability of the F_{\sharp} -factorization method, and consequently aids the formulation of a convex GLSM cost functional whose minimizer can be computed without iterations. Such minimizer is then used to construct a robust fracture indicator function, whose performance is illustrated through a set of numerical experiments. For completeness, the results of the GLSM reconstruction are compared to those obtained by the classical linear sampling method (LSM).

Keywords: Linear sampling method, inverse scattering, seismic imaging, elastic waves, fractures, specific stiffness, hydraulic fractures.

1. Introduction

Most recent advancements in the waveform tomography of discontinuity surfaces reside in the context of acoustic and electromagnetic inverse scattering. Spurred by the early study in [22], such developments include: i) the Factorization Method (FM) [8, 13]; ii) the Linear Sampling Method (LSM) [19, 11] and MUSIC algorithms [30, 20]; iii) the subspace migration technique [32], and iv) the method of Topological Sensitivity (TS) [18, 7, 31]. In general, the LSM and FM techniques are applicable to a wide class of interfacial conditions and inherently carry a superior localization property – potentially leading to high-fidelity geometric reconstruction. These methods, however, may suffer from the sensitivity to measurement uncertainties. In contrast the TS approach, that is inherently robust to noisy data, fails to adequately recover the shape of a scatterer at long illuminating wavelengths. The subspace migration methods offer another alternative for a high-fidelity reconstruction, even from partial-aperture data, while requiring some a priori knowledge about the geometry of a discontinuity surface. Among the aforementioned methods, the LSM has been applied to the problem of elastic-wave imaging of fractures with homogeneous (traction-free) boundary condition [9], while the TS approach was recently extended to cater for qualitative elastodynamic sensing of fractures endowed with a more general class of contact laws [5, 33]. In geophysics, major strides [35, 36, 27, 28, 17] have been made toward a robust reconstruction of fractures via seismic waveform tomography. So far the proposed methods, often reliant upon a rudimentary parameterization of the fracture

geometry (e.g. planar fractures) and nonlinear minimization, entail a number of impediments including: i) high computational cost; ii) sensitivity to the assumed parametrization; iii) computational instabilities [28], and iv) major restrictions in terms of the seismic sensing configuration [17, 27], namely the location of sources and receivers relative to the (planar) fracture surface. One recent study aiming to mitigate such limitations can be found in [36] that makes use of focused Gaussian beams emitted from the surface source/receiver arrays to non-iteratively assess the orientation, spacing, and compliance of systems of parallel planar fractures.

This work aims to develop a non-iterative, full-waveform approach to 3D elastic-wave imaging of fractures with non-trivial (generally heterogeneous and dissipative) interfacial condition. To this end, the sought indicator map – targeting *geometric* fracture reconstruction – is preferably (i) agnostic with respect to the fracture’s interfacial condition, (ii) robust against measurement errors, and (iii) flexible in terms of sensing parameters, e.g. the illumination frequency. This is pursued by drawing from the theories of inverse scattering [12, 14] and, in particular, by building upon the Factorization Method [21, 8] and the recently developed Generalized Linear Sampling Method (GLSM) [2, 3] which completes the theoretical foundation of its LSM predecessor. First, the inverse problem is formulated in the frequency domain where the illuminating wavefield is described by the elastic Herglotz wave function [16] with its inherent compressional (P) and shear (S) wave components. On characterizing the induced scattered wavefield in terms of its far-field P- and S-wave patterns [25], the far-field operator F is then defined as a map from the Herglotz densities to the far-field measurements. In this setting, the GLSM indicator functional is introduced as in [3] on the basis of (i) a custom factorization of the far-field operator, and (b) a sequence of approximate solutions to the LSM integral equation, seeking Herglotz densities whose far-field pattern matches that of a point-load solution radiating from the sampling point. The latter sequence is essentially a set of penalized least-squares misfit functionals – aimed at producing nearby solutions to the LSM equation, where the penalty term is constructed using a factorization component of F . Minimizing this class of cost functionals in their most general form requires an optimization procedure [3]. Thanks to the premise of a linear contact law, however, this study takes advantage of the so-called F_{\sharp} -factorization [21, 8] of the far-field operator to formulate the penalty term. This results in a sequence of *convex* GLSM cost functionals whose minimizers can be computed without iterations.

2. Problem statement

With reference to Fig. 1(a), consider the elastic-wave sensing of a partially closed fracture $\Gamma \subset \mathbb{R}^3$ embedded in a homogeneous, isotropic, elastic solid endowed with mass density ρ and Lamé parameters μ and λ . The fracture is characterized by a heterogeneous contact condition synthesizing the spatially-varying nature of its rough and/or multi-phase interface. Next, let Ω denote the unit sphere centered at the origin. For a given triplet of vectors $\mathbf{d} \in \Omega$ and $\mathbf{q}_p, \mathbf{q}_s \in \mathbb{R}^3$ such that $\mathbf{q}_p \parallel \mathbf{d}$ and $\mathbf{q}_s \perp \mathbf{d}$, the obstacle is illuminated by a combination of compressional and shear plane waves

$$\mathbf{u}^f(\boldsymbol{\xi}) = \mathbf{q}_p e^{ik_p \boldsymbol{\xi} \cdot \mathbf{d}} + \mathbf{q}_s e^{ik_s \boldsymbol{\xi} \cdot \mathbf{d}} \quad (1)$$

propagating in direction \mathbf{d} , where k_p and $k_s = k_p \sqrt{(\lambda+2\mu)/\mu}$ denote the respective wave numbers. The interaction of \mathbf{u}^f with Γ gives rise to the scattered field $\mathbf{v} \in H_{\text{loc}}^1(\mathbb{R}^3 \setminus \Gamma)^3$, solving

$$\begin{aligned} \nabla \cdot (\mathbf{C} : \nabla \mathbf{v}) + \rho \omega^2 \mathbf{v} &= \mathbf{0} && \text{in } \mathbb{R}^3 \setminus \Gamma, \\ \mathbf{n} \cdot \mathbf{C} : \nabla \mathbf{v} &= \mathcal{L}(\llbracket \mathbf{v} \rrbracket) - \mathbf{t}^f && \text{on } \Gamma, \end{aligned} \quad (2)$$

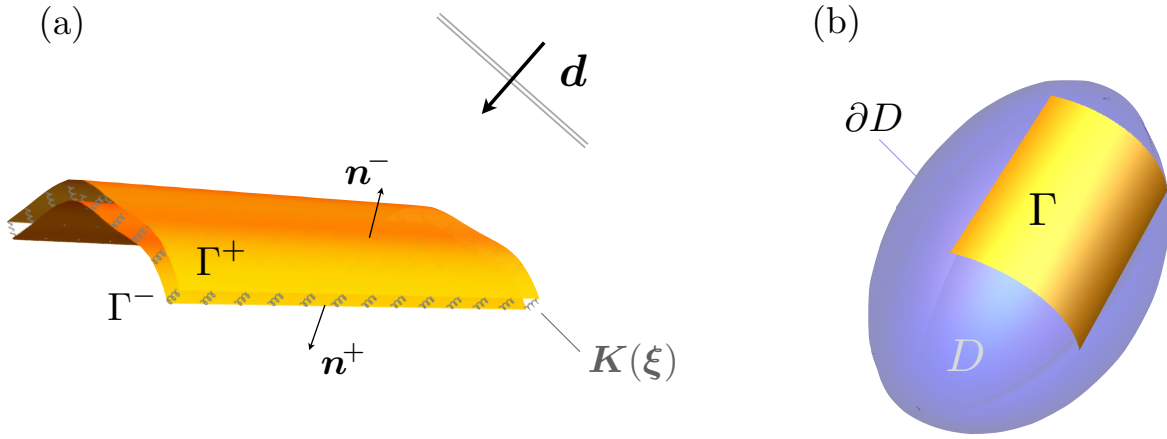


Figure 1. Direct scattering problem. The fracture boundary Γ is arbitrarily extended to a piecewise smooth, simply connected, closed surface ∂D of a bounded domain D .

where $\omega^2 = k_s^2 \mu / \rho$ is the frequency of excitation; $[[\mathbf{v}]] = [\mathbf{v}^+ - \mathbf{v}^-]$ is the jump in \mathbf{v} across Γ , hereon referred to as the fracture opening displacement (FOD);

$$\mathbf{C} = \lambda \mathbf{I}_2 \otimes \mathbf{I}_2 + 2\mu \mathbf{I}_4 \quad (3)$$

is the fourth-order elasticity tensor; \mathbf{I}_m ($m = 2, 4$) denotes the m th-order symmetric identity tensor; $\mathbf{t}^f = \mathbf{n} \cdot \mathbf{C} : \nabla \mathbf{u}^f$ is the free-field traction vector; $\mathbf{n} = \mathbf{n}^-$ is the unit normal on Γ , and $\mathcal{L} : H^{1/2}(\Gamma)^3 \rightarrow H^{-1/2}(\Gamma)^3$ represents a heterogeneous bijective contact law over the fracture surface, physically relating the displacement jump to surface traction. In many practical situations, the fracture's contact law is *linearized* about a dynamic equilibrium state as

$$\mathcal{L}([[v]]) = \mathbf{K}(\xi)[[v]], \quad \xi \in \Gamma, \quad (4)$$

where $\mathbf{K} = \mathbf{K}(\xi)$ is a *symmetric* (due to reciprocity considerations) and possibly *complex-valued* matrix of specific stiffness coefficients.

Remark 1. *In what follows, the analysis is based on the linear contact condition (4) over Γ . Under the premise of bijectivity, most of the ensuing developments (except for the F_{\sharp} factorization method) can be adapted to handle nonlinear contact laws; such extension, however, is beyond the scope of this study.*

The formulation of the direct scattering problem can now be completed by requiring that \mathbf{v} satisfies the Kupradze radiation condition at infinity [24]. On uniquely decomposing the scattered field into an irrotational part and a solenoidal part as $\mathbf{v} = \mathbf{v}_p + \mathbf{v}_s$ where

$$\mathbf{v}_p = \frac{1}{k_s^2 - k_p^2} (\Delta + k_s^2) \mathbf{v}, \quad \mathbf{v}_s = \frac{1}{k_p^2 - k_s^2} (\Delta + k_p^2) \mathbf{v}, \quad (5)$$

the Kupradze condition can be stated as

$$\frac{\partial \mathbf{v}_p}{\partial r} - ik_p \mathbf{v}_p = o(r^{-1}) \quad \text{and} \quad \frac{\partial \mathbf{v}_s}{\partial r} - ik_s \mathbf{v}_s = o(r^{-1}) \quad \text{as } r := |\xi| \rightarrow \infty, \quad (6)$$

uniformly with respect to $\hat{\xi} := \xi/r$.

Dimensional platform. In what follows, all quantities are rendered *dimensionless* by taking ρ , μ , and R – the characteristic size of a region sampled for fractures – as the respective scales for mass density, elastic modulus, and length – which amounts to setting $\rho = \mu = R = 1$ [4].

Function spaces. To assist the ensuing analysis, the fracture surface Γ is arbitrarily extended, as shown in Fig. 1(b), to a piecewise smooth, simply connected, closed surface ∂D of a bounded domain D such that the normal vector \mathbf{n} to the fracture surface Γ coincides with the outward normal vector to ∂D – likewise denoted by \mathbf{n} . We also assume that Γ is an open set (relative to ∂D) with positive surface measure. Following [26], we define

$$\begin{aligned} H^{\pm\frac{1}{2}}(\Gamma) &:= \{f|_{\Gamma} : f \in H^{\pm\frac{1}{2}}(\partial D)\}, \\ \tilde{H}^{\pm\frac{1}{2}}(\Gamma) &:= \{f \in H^{\pm\frac{1}{2}}(\partial D) : \text{supp}(f) \subset \bar{\Gamma}\}, \end{aligned} \quad (7)$$

and recall that $H^{-1/2}(\Gamma)$ and $\tilde{H}^{-1/2}(\Gamma)$ are respectively the dual spaces of $\tilde{H}^{1/2}(\Gamma)$ and $H^{1/2}(\Gamma)$. Accordingly, the following embeddings hold

$$\tilde{H}^{\frac{1}{2}}(\Gamma) \subset H^{\frac{1}{2}}(\Gamma) \subset L^2(\Gamma) \subset \tilde{H}^{-\frac{1}{2}}(\Gamma) \subset H^{-\frac{1}{2}}(\Gamma). \quad (8)$$

Remark 2. *In the context of fracture mechanics, it is well known that $\llbracket \mathbf{v} \rrbracket(\boldsymbol{\xi}) \rightarrow \mathbf{0}$ continuously as $\Gamma \ni \boldsymbol{\xi} \rightarrow \partial\Gamma$ (typically as d^α , $\alpha \geq \frac{1}{2}$ where d is a normal distance to $\partial\Gamma$ when $\partial\Gamma$ is smooth), which lends credence to the assumption $\llbracket \mathbf{v} \rrbracket \in \tilde{H}^{1/2}(\Gamma)^3$ used hereon.*

3. Well-posedness of the forward scattering problem

Serving as a prerequisite for the inverse scattering analysis, this section investigates the well-posedness of the direct scattering problem (2)–(6). Let $R > 0$ be sufficiently large so that the ball B_R of radius R contains Γ , and consider the Dirichlet-to-Neumann operator $\mathcal{T}_R : H^{1/2}(\partial B_R)^3 \rightarrow H^{-1/2}(\partial B_R)^3$ associated with the scattering problem in $\mathbb{R}^3 \setminus B_R$. Formally, one has

$$\mathcal{T}_R(\boldsymbol{\varphi})(\boldsymbol{\xi}) := \hat{\boldsymbol{\xi}} \cdot \mathbf{C} : \nabla \mathbf{u}_{\boldsymbol{\varphi}}(\boldsymbol{\xi}), \quad \boldsymbol{\xi} \in \partial B_R,$$

where $\mathbf{u}_{\boldsymbol{\varphi}} \in H_{\text{loc}}^1(\mathbb{R}^3 \setminus B_R)^3$ is the unique radiating solution, satisfying (6), of

$$\begin{aligned} \nabla \cdot (\mathbf{C} : \nabla \mathbf{u}_{\boldsymbol{\varphi}}) + \rho \omega^2 \mathbf{u}_{\boldsymbol{\varphi}} &= \mathbf{0} && \text{in } \mathbb{R}^3 \setminus B_R, \\ \mathbf{u}_{\boldsymbol{\varphi}} &= \boldsymbol{\varphi} && \text{on } \partial B_R. \end{aligned} \quad (9)$$

The scattering problem (2)–(6) can now be equivalently written in terms of $\mathbf{v} \in H^1(B_R \setminus \Gamma)^3$ as

$$\begin{aligned} \nabla \cdot (\mathbf{C} : \nabla \mathbf{v}) + \rho \omega^2 \mathbf{v} &= \mathbf{0} && \text{in } \mathbb{R}^3 \setminus \Gamma, \\ \mathbf{n} \cdot \mathbf{C} : \nabla \mathbf{v} &= \mathbf{K} \cdot \llbracket \mathbf{v} \rrbracket - \mathbf{t}^f && \text{on } \Gamma, \\ \mathbf{n} \cdot \mathbf{C} : \nabla \mathbf{v} &= \mathcal{T}_R(\mathbf{v}) && \text{on } \partial B_R, \end{aligned} \quad (10)$$

where $\mathbf{n}(\boldsymbol{\xi}) = \hat{\boldsymbol{\xi}}$ on ∂B_R . This problem can be written variationally in terms of $\mathbf{v} \in H^1(B_R \setminus \Gamma)^3$ as

$$\begin{aligned} -\rho \omega^2 \int_{B_R \setminus \Gamma} \bar{\mathbf{w}} \cdot \mathbf{v} \, dV_{\boldsymbol{\xi}} + \int_{B_R \setminus \Gamma} \nabla \bar{\mathbf{w}} : \mathbf{C} : \nabla \mathbf{v} \, dV_{\boldsymbol{\xi}} + \langle \mathbf{K} \cdot \llbracket \mathbf{v} \rrbracket, \llbracket \mathbf{w} \rrbracket \rangle_{\Gamma} - \\ \langle \mathcal{T}_R(\mathbf{v}), \mathbf{w} \rangle_{\partial B_R} = \int_{\Gamma} \overline{\llbracket \mathbf{w} \rrbracket} \cdot \mathbf{t}^f \, dS_{\boldsymbol{\xi}}, \quad \forall \mathbf{w} \in H^1(B_R \setminus \Gamma)^3, \end{aligned} \quad (11)$$

where $\langle \cdot, \cdot \rangle_{\Gamma}$ and $\langle \cdot, \cdot \rangle_{\partial B_R}$ denote respectively the $\langle H^{-1/2}(\Gamma)^3, \tilde{H}^{1/2}(\Gamma)^3 \rangle$ and $\langle H^{-1/2}(\partial B_R)^3, H^{1/2}(\partial B_R)^3 \rangle$ duality products that extend L^2 inner products. For simplicity, we will also use a short-hand notation for the vector norms where e.g. $\|\cdot\|_{H^{1/2}(\Gamma)^3}$ is written as $\|\cdot\|_{H^{1/2}(\Gamma)}$ and so on. In this setting, the analysis of the forward scattering problem is based on the following properties of the Dirichlet-to-Neumann operator \mathcal{T}_R (see also [10]).

Lemma 3.1. *There exists a bounded, non-negative and self-adjoint operator $\mathcal{T}_R^0 : H^{1/2}(\partial B_R)^3 \rightarrow H^{-1/2}(\partial B_R)^3$ such that $\mathcal{T}_R + \mathcal{T}_R^0 : H^{1/2}(\partial B_R)^3 \rightarrow H^{-1/2}(\partial B_R)^3$ is compact. Moreover,*

$$\Im \langle \mathcal{T}_R(\varphi), \varphi \rangle_{\partial B_R} > 0 \quad \forall \varphi \in H^{1/2}(\partial B_R)^3 : \varphi \neq 0. \quad (12)$$

Proof. Let $R_o > R$ and $\varphi, \psi \in H^{1/2}(\partial B_R)^3$. Multiplying the first equation in (9) by $\overline{\mathbf{u}_\psi}$ and integrating by parts on $B_{R_o} \setminus B_R$ yields

$$\langle \mathcal{T}_R(\varphi), \psi \rangle_{\partial B_R} = \rho \omega^2 \int_{B_{R_o} \setminus B_R} \overline{\mathbf{u}_\psi} \cdot \mathbf{u}_\varphi \, dV_\xi - \int_{B_{R_o} \setminus B_R} \nabla \overline{\mathbf{u}_\psi} : \mathbf{C} : \nabla \mathbf{u}_\varphi \, dV_\xi + \int_{\partial B_{R_o}} \overline{\mathbf{u}_\psi} \cdot \mathbf{t}(\varphi) \, dS_\xi,$$

where $\mathbf{t}(\varphi)(\xi) := \hat{\xi} \cdot \mathbf{C} : \nabla \mathbf{u}_\varphi(\xi)$ for $\xi \in \partial B_{R_o}$. Using the well-posedness of (9) and the Riesz representation theorem, we define \mathcal{T}_R^0 by

$$\langle \mathcal{T}_R^0(\varphi), \psi \rangle_{\partial B_R} := \int_{B_{R_o} \setminus B_R} \nabla \overline{\mathbf{u}_\psi} : \mathbf{C} : \nabla \mathbf{u}_\varphi \, dV_\xi.$$

On demonstrating that $\|(\mathcal{T}_R + \mathcal{T}_R^0)(\varphi)\|_{H^{-1/2}(\Gamma)} \leq C(\|\mathbf{u}_\varphi\|_{L^2(B_{R_o} \setminus B_R)} + \|\mathbf{t}(\varphi)\|_{L^2(\partial B_{R_o})})$ for some constant $C > 0$ independent of φ , the compactness of $\mathcal{T}_R + \mathcal{T}_R^0$ then follows from the compactness of mapping $\varphi \rightarrow \mathbf{u}_\varphi$ (resp. $\varphi \rightarrow \mathbf{t}(\varphi)$) from $H^{1/2}(\partial B_R)$ into $L^2(B_{R_o} \setminus B_R)$ (resp. $L^2(\partial B_{R_o})$) thanks to the compact embedding of $H^1(B_{R_o} \setminus B_R)$ into $L^2(B_{R_o} \setminus B_R)$ and the standard regularity results for scattering problems [26], which can be recovered from the boundary integral representation of \mathbf{u}_φ in $\mathbb{R}^3 \setminus B_R$ in terms of boundary data on ∂B_R . As shown in Appendix A, the sign of the imaginary part of \mathcal{T}_R is a consequence of the asymptotic behavior of \mathbf{u}_φ at infinity [24] which implies

$$\Im \langle \mathcal{T}_R(\varphi), \varphi \rangle_{\partial B_R} = \Im \lim_{R_o \rightarrow \infty} \int_{\partial B_{R_o}} \overline{\mathbf{u}_\varphi} \cdot \mathbf{t}(\varphi) \, dS_\xi = \lim_{R_o \rightarrow \infty} \int_{\partial B_{R_o}} \left\{ k_p(\lambda + 2\mu) |\mathbf{u}_\varphi^p|^2 + k_s \mu |\mathbf{u}_\varphi^s|^2 \right\} dS_\xi. \quad (13)$$

The sign-definiteness of the imaginary part is a consequence of the Rellich lemma [14] applied to \mathbf{u}_φ^p and \mathbf{u}_φ^s , which requires that $\mathbf{u}_\varphi = \mathbf{u}_\varphi^p + \mathbf{u}_\varphi^s = 0$ whenever $\Im \langle \mathcal{T}_R(\varphi), \varphi \rangle_{\partial B_R} = 0$. ■

Theorem 3.2. *Assume that $\mathbf{t}^f \in H^{-1/2}(\Gamma)^3$ and that $\mathbf{K} \in L^\infty(\Gamma)^{3 \times 3}$ is symmetric such that $\Im \mathbf{K} \leq \mathbf{0}$ on Γ , i.e. that $\bar{\theta} \cdot \Im \mathbf{K}(\xi) \cdot \theta \leq 0, \forall \theta \in \mathbb{C}^3$ and a.e. on Γ . Then problem (11) has a unique solution that continuously depends on $\mathbf{t}^f \in H^{-1/2}(\Gamma)^3$.*

Proof. Since $\mathbf{t}^f \in H^{-1/2}(\Gamma)$, the antilinear form $\int_\Gamma \overline{[\mathbf{w}]} \cdot \mathbf{t}^f \, dS_\xi$ may be understood as a duality pairing $\langle \cdot, \cdot \rangle_\Gamma$. The continuity of this form comes from the continuity of the trace mapping $\mathbf{w} \rightarrow [\mathbf{w}]$ from $H^1(B_R \setminus \Gamma)^3$ into $\tilde{H}^{1/2}(\Gamma)^3$.

On the basis of the adopted dimensional platform i.e. $\rho = \mu = 1$ (see Section 2), the sesquilinear form on the left hand side of (11) can be decomposed into a coercive part

$$\mathbf{A}(\mathbf{v}, \mathbf{w}) = \int_{B_R \setminus \Gamma} \overline{\mathbf{w}} \cdot \mathbf{v} \, dV_\xi + \int_{B_R \setminus \Gamma} \nabla \overline{\mathbf{w}} : \mathbf{C} : \nabla \mathbf{v} \, dV_\xi + \langle \mathcal{T}_R^0(\mathbf{v}), \mathbf{w} \rangle_{\partial B_R}, \quad \forall \mathbf{w} \in H^1(B_R \setminus \Gamma)^3, \quad (14)$$

and a compact part

$$\mathbf{B}(\mathbf{v}, \mathbf{w}) = -(1 + k_s^2) \int_{B_R \setminus \Gamma} \overline{\mathbf{w}} \cdot \mathbf{v} \, dV_\xi + \langle \mathbf{K} \cdot [\mathbf{v}], [\mathbf{w}] \rangle_\Gamma - \langle (\mathcal{T}_R + \mathcal{T}_R^0)(\mathbf{v}), \mathbf{w} \rangle_{\partial B_R}, \quad \forall \mathbf{w} \in H^1(B_R \setminus \Gamma)^3. \quad (15)$$

The coercivity of $\mathbf{A}(\mathbf{v}, \mathbf{w})$ follows from the Korn inequality [26] and the non negative sign of \mathcal{T}_R^0 (Lemma 3.1). Now, in order to prove that the antilinear form \mathbf{B} defines a compact perturbation of $\mathbf{A}(\mathbf{v}, \mathbf{w})$, one may

observe that

$$|\mathbf{B}(\mathbf{v}, \mathbf{w})| \leq c_2 \left\{ \|\mathbf{v}\|_{L^2(B_R \setminus \Gamma)} \|\mathbf{w}\|_{L^2(B_R \setminus \Gamma)} + \|[\mathbf{v}]\|_{L^2(\Gamma)} \|[\mathbf{w}]\|_{L^2(\Gamma)} \right\} + \|(\mathcal{T}_R + \mathcal{T}_R^0)(\mathbf{v})\|_{H^{-1/2}(\partial B_R)} \|\mathbf{w}\|_{H^{1/2}(\partial B_R)}$$

for a constant c_2 independent of \mathbf{v} and \mathbf{w} . The claim then follows from Lemma 3.1, the compact embedding of $H^1(B_R \setminus \Gamma)$ into $L^2(B_R \setminus \Gamma)$ and the compactness of the trace operator $\mathbf{v} \rightarrow [\mathbf{v}]$ as an application from $H^1(B_R \setminus \Gamma)$ into $L^2(\Gamma)$ where the latter comes from the compact embedding of $\tilde{H}^{1/2}(\Gamma)$ into $L^2(\Gamma)$.

Problem (11) is then of Fredholm type, and is therefore well-posed as soon as the uniqueness of a solution is guaranteed. Assume that $\mathbf{t}^f = 0$. Then

$$\Im \langle \mathcal{T}_R(\mathbf{v}), \mathbf{v} \rangle_{\partial B_R} = \langle \Im \mathbf{K} \cdot [\mathbf{v}], [\mathbf{v}] \rangle_{\Gamma} \leq 0$$

by premise of the Theorem. Thanks to Lemma 3.1, this requires that $\mathbf{v} = \mathbf{0}$ on ∂B_R and thus $\mathbf{v} = \mathbf{0}$ in $B_R \setminus \Gamma$ by the unique continuation principle. \blacksquare

4. Elements of the inverse scattering solution

This section is devoted to the introduction of the *far-field operator* – relevant to the scattering problem (2), and the derivation of its first and second factorizations. In the sequel, we assume that the hypotheses of Theorem 3.2 hold.

Elastic Herglotz wave function. For given density $\mathbf{g} \in L^2(\Omega)^3$, we consider the unique decomposition

$$\mathbf{g} := \mathbf{g}_p \oplus \mathbf{g}_s \tag{16}$$

such that $\mathbf{g}_p(\mathbf{d}) \parallel \mathbf{d}$ and $\mathbf{g}_s(\mathbf{d}) \perp \mathbf{d}$, $\mathbf{d} \in \Omega$. In dyadic notation, one has

$$\mathbf{g}_p(\mathbf{d}) := (\mathbf{d} \otimes \mathbf{d}) \cdot \mathbf{g}(\mathbf{d}) \quad \text{and} \quad \mathbf{g}_s(\mathbf{d}) := (\mathbf{I} - \mathbf{d} \otimes \mathbf{d}) \cdot \mathbf{g}(\mathbf{d}). \tag{17}$$

Next, we define the elastic Herglotz wave function [16] as

$$\mathbf{u}_g(\boldsymbol{\xi}) := \int_{\Omega} \mathbf{g}_p(\mathbf{d}) e^{ik_p \mathbf{d} \cdot \boldsymbol{\xi}} \, dS_{\mathbf{d}} \oplus \int_{\Omega} \mathbf{g}_s(\mathbf{d}) e^{ik_s \mathbf{d} \cdot \boldsymbol{\xi}} \, dS_{\mathbf{d}}, \quad \boldsymbol{\xi} \in \mathbb{R}^3 \tag{18}$$

in terms of the compressional and shear wave densities \mathbf{g}_p and \mathbf{g}_s .

The far-field pattern. As shown in [25], any scattered wave $\mathbf{v} \in H_{\text{loc}}^1(\mathbb{R}^3 \setminus \Gamma)^3$ solving (2)-(6) has the asymptotic expansion

$$\mathbf{v}(\boldsymbol{\xi}) = \frac{e^{ik_p r}}{4\pi(\lambda+2\mu)r} \mathbf{v}_p^\infty(\hat{\boldsymbol{\xi}}) + \frac{e^{ik_s r}}{4\pi\mu r} \mathbf{v}_s^\infty(\hat{\boldsymbol{\xi}}) + O(r^{-2}) \quad \text{as } r := |\boldsymbol{\xi}| \rightarrow \infty, \tag{19}$$

where $\hat{\boldsymbol{\xi}}$ is the unit direction of observation, while \mathbf{v}_p^∞ and \mathbf{v}_s^∞ denote respectively the far-field patterns of \mathbf{v}_p and \mathbf{v}_s – see (5), which satisfy $\mathbf{v}_p^\infty \parallel \hat{\boldsymbol{\xi}}$ and $\mathbf{v}_s^\infty \perp \hat{\boldsymbol{\xi}}$. In this setting, we define the far-field pattern of \mathbf{v} by

$$\mathbf{v}^\infty := \mathbf{v}_p^\infty \oplus \mathbf{v}_s^\infty. \tag{20}$$

By way of the integral representation theorem in elastodynamics [6] and the far-field expansion of the elastodynamic fundamental stress tensor (see Appendix B), one can show that if $\mathbf{v} \in H_{\text{loc}}^1(\mathbb{R}^3 \setminus \Gamma)^3$ satisfies (2)-

(6), then

$$\begin{aligned} \mathbf{v}_p^\infty(\hat{\boldsymbol{\xi}}) &= -ik_p \hat{\boldsymbol{\xi}} \int_{\Gamma} \left\{ \lambda \llbracket \mathbf{v} \rrbracket \cdot \mathbf{n} + 2\mu(\mathbf{n} \cdot \hat{\boldsymbol{\xi}}) \llbracket \mathbf{v} \rrbracket \cdot \hat{\boldsymbol{\xi}} \right\} e^{-ik_p \hat{\boldsymbol{\xi}} \cdot \mathbf{x}} dS_{\mathbf{x}}, \\ \mathbf{v}_s^\infty(\hat{\boldsymbol{\xi}}) &= -ik_s \hat{\boldsymbol{\xi}} \times \int_{\Gamma} \left\{ \mu(\llbracket \mathbf{v} \rrbracket \times \hat{\boldsymbol{\xi}})(\mathbf{n} \cdot \hat{\boldsymbol{\xi}}) + \mu(\mathbf{n} \times \hat{\boldsymbol{\xi}})(\llbracket \mathbf{v} \rrbracket \cdot \hat{\boldsymbol{\xi}}) \right\} e^{-ik_s \hat{\boldsymbol{\xi}} \cdot \mathbf{x}} dS_{\mathbf{x}}. \end{aligned} \quad (21)$$

The far-field operator.

Definition 1. We define the far-field operator $F : L^2(\Omega)^3 \rightarrow L^2(\Omega)^3$ by

$$F(\mathbf{g}) = \mathbf{v}_{\mathbf{g}\Omega}^\infty, \quad (22)$$

where $\mathbf{v}_{\mathbf{g}\Omega}^\infty$ is the far-field pattern (20) of $\mathbf{v} \in H_{\text{loc}}^1(\mathbb{R}^3 \setminus \Gamma)^3$ solving (2)-(6) with data $\mathbf{u}^f = \mathbf{u}_{\mathbf{g}}$, see (18).

When the contact law $\mathcal{L}(\llbracket \mathbf{v} \rrbracket)$ on Γ is linear as in (4), the far-field operator can be expressed as a linear integral operator. To examine this case, consider an incident plane wave (1) propagating in direction $\mathbf{d} \in \Omega$ with amplitude $\mathbf{q} = \mathbf{q}_p \oplus \mathbf{q}_s$, and denote the induced far-field pattern (20) by $\mathbf{v}_{\mathbf{q}}^\infty(\mathbf{d}, \cdot) = \mathbf{v}_{\mathbf{q}_p}^\infty \oplus \mathbf{v}_{\mathbf{q}_s}^\infty$. Next, let us define the far-field kernel $\mathbf{W}^\infty(\mathbf{d}, \hat{\boldsymbol{\xi}}) \in \mathbb{C}^{6 \times 6}$ so that

$$\mathbf{W}^\infty(\mathbf{d}, \hat{\boldsymbol{\xi}}) \cdot \mathbf{q} := \mathbf{v}_{\mathbf{q}}^\infty(\mathbf{d}, \hat{\boldsymbol{\xi}}). \quad (23)$$

Then one easily verifies that

$$F(\mathbf{g})(\hat{\boldsymbol{\xi}}) = \int_{\Omega} \mathbf{W}^\infty(\mathbf{d}, \hat{\boldsymbol{\xi}}) \cdot \mathbf{g}(\mathbf{d}) dS_{\mathbf{d}}. \quad (24)$$

Lemma 4.1. The far-field kernel $\mathbf{W}^\infty(\mathbf{d}, \hat{\boldsymbol{\xi}})$ satisfies the reciprocity identity

$$\mathbf{W}^\infty(\mathbf{d}, \hat{\boldsymbol{\xi}}) = \overline{\mathbf{W}^{\infty*}(-\hat{\boldsymbol{\xi}}, -\mathbf{d})}, \quad \forall \mathbf{d}, \hat{\boldsymbol{\xi}} \in \Omega. \quad (25)$$

Proof. See Appendix C. ■

5. Key properties for the application of sampling methods

Factorization of the far-field operator F. Consider the Herglotz operator $\mathcal{H} : L^2(\Omega)^3 \rightarrow H^{-1/2}(\Gamma)^3$ given by

$$\mathcal{H}(\mathbf{g}) := \mathbf{n} \cdot \mathbf{C} : \nabla \mathbf{u}_{\mathbf{g}} \quad \text{on } \Gamma, \quad (26)$$

where $\mathbf{u}_{\mathbf{g}}$ is the Herglotz wave function (18). Next, define $\mathcal{G} : H^{-1/2}(\Gamma)^3 \rightarrow L^2(\Omega)^3$ as the map taking the traction vector \mathbf{t}^f over Γ to the far-field pattern, \mathbf{v}^∞ , of $\mathbf{v} \in H_{\text{loc}}^1(\mathbb{R}^3 \setminus \Gamma)^3$ satisfying (2)-(6). Then from Definition 1, the far-field operator (22) becomes

$$F = \mathcal{G} \mathcal{H}. \quad (27)$$

Lemma 5.1. With reference to decomposition (20), the adjoint Herglotz operator $\mathcal{H}^* : \tilde{H}^{1/2}(\Gamma)^3 \rightarrow L^2(\Omega)^3$ takes the form

$$\begin{aligned} \mathcal{H}^*(\mathbf{a})(\hat{\boldsymbol{\xi}}) &= - \left(ik_p \hat{\boldsymbol{\xi}} \int_{\Gamma} \left\{ \lambda(\mathbf{a} \cdot \mathbf{n}) + 2\mu(\mathbf{n} \cdot \hat{\boldsymbol{\xi}})(\mathbf{a} \cdot \hat{\boldsymbol{\xi}}) \right\} e^{-ik_p \hat{\boldsymbol{\xi}} \cdot \mathbf{y}} dS_{\mathbf{y}} \right. \\ &\quad \left. \oplus ik_s \hat{\boldsymbol{\xi}} \times \int_{\Gamma} \left\{ \mu(\mathbf{a} \times \hat{\boldsymbol{\xi}})(\mathbf{n} \cdot \hat{\boldsymbol{\xi}}) + \mu(\mathbf{n} \times \hat{\boldsymbol{\xi}})(\mathbf{a} \cdot \hat{\boldsymbol{\xi}}) \right\} e^{-ik_s \hat{\boldsymbol{\xi}} \cdot \mathbf{y}} dS_{\mathbf{y}} \right). \end{aligned} \quad (28)$$

Proof. see Appendix D. ■

On the basis of (21) and (28), map \mathcal{G} can be further decomposed as $\mathcal{G} = \mathcal{H}^*T$ where the middle operator $T: H^{-1/2}(\Gamma)^3 \rightarrow \tilde{H}^{1/2}(\Gamma)^3$ is given by

$$T(\mathbf{t}^i)(\boldsymbol{\xi}) := \llbracket \mathbf{v}(\boldsymbol{\xi}) \rrbracket, \quad \boldsymbol{\xi} \in \Gamma \quad (29)$$

such that $\mathbf{v} \in H_{\text{loc}}^1(\mathbb{R}^3 \setminus \Gamma)^3$ satisfies (2)-(6) or equivalently (11). Thanks to this new decomposition of \mathcal{G} , a second factorization of $F: L^2(\Omega)^3 \rightarrow L^2(\Omega)^3$ is obtained as

$$F = \mathcal{H}^*T\mathcal{H}, \quad (30)$$

which provides the key ingredient for the ensuing analysis.

Properties of the Herglotz operator \mathcal{H} .

Lemma 5.2. *Operator $\mathcal{H}^*: \tilde{H}^{1/2}(\Gamma)^3 \rightarrow L^2(\Omega)^3$ in Lemma 5.1 is compact and injective.*

Proof. Integral operator \mathcal{H}^* has a smooth kernel and is therefore compact from $\tilde{H}^{1/2}(\Gamma)^3$ into $L^2(\Omega)^3$. Next, suppose that there exists $\mathbf{a} \in \tilde{H}^{1/2}(\Gamma)^3$ such that $\mathcal{H}^*(\mathbf{a}) = \mathbf{0}$. On the basis of (19), (21) and (28), one finds that \mathcal{H}^* is nothing else but the far-field operator stemming from the double-layer potential

$$\mathbf{V}(\mathbf{a})(\boldsymbol{\xi}) = \int_{\Gamma} \mathbf{a}(\mathbf{y}) \cdot \mathbf{T}(\boldsymbol{\xi}, \mathbf{y}) \, dS_{\mathbf{y}}, \quad \mathbf{T}(\boldsymbol{\xi}, \mathbf{y}) = \mathbf{n}(\mathbf{y}) \cdot \boldsymbol{\Sigma}(\boldsymbol{\xi}, \mathbf{y}), \quad \boldsymbol{\xi} \in B_R \setminus \Gamma, \quad (31)$$

where $\boldsymbol{\Sigma}(\boldsymbol{\xi}, \mathbf{y})$ is the (third-order) elastodynamic fundamental stress tensor, see Appendix B. Thanks to definition (19), the vanishing far-field pattern of $\mathbf{V}(\mathbf{a})$ implies, by the Rellich Lemma and the unique continuation principle, that $\mathbf{V}(\mathbf{a}) = \mathbf{0}$ in $\mathbb{R}^3 \setminus \Gamma$. Owing to the fundamental jump property of double-layer potentials by which $\llbracket \mathbf{V} \rrbracket = \mathbf{a}$, one obtains $\mathbf{a} = \mathbf{0}$ which guarantees the injectivity of \mathcal{H}^* . ■

One additional property that is needed for the analysis of the sampling methods is the denseness of the range of \mathcal{H}^* , i.e. the injectivity of \mathcal{H} . Unfortunately the latter cannot be guaranteed in general, and one needs to impose this property as an assumption on Γ and ω .

Assumption 1. *We assume that Γ and ω are such that the Herglotz operator $\mathcal{H}: L^2(\Omega)^3 \rightarrow H^{-1/2}(\Gamma)^3$ is injective, i.e. that $\mathcal{H}^*: \tilde{H}^{1/2}(\Gamma)^3 \rightarrow L^2(\Omega)^3$ has a dense range.*

The following lemma indicates why we expect that for a given fracture geometry Γ , Assumption 1 holds for all $\omega > 0$ possibly excluding a discrete set of values without finite accumulation points.

Lemma 5.3. *Assume that Γ contains $M \geq 1$ (possibly disjoint) analytic surfaces $\Gamma_m \subset \Gamma$, $m = 1, \dots, M$, and consider the unique analytic continuation ∂D_m of Γ_m identifying “interior” domain $D_m \subset \mathbb{R}^3$. Then Assumption 1 holds as soon as for any such m , $\omega > 0$ is not a “Neumann” eigenfrequency of the Navier equation in D_m , i.e. as long as every function $\mathbf{u} \in H^1(D_m)^3$ satisfying*

$$\begin{aligned} \nabla \cdot (\mathbf{C} : \nabla \mathbf{u}) + \rho \omega^2 \mathbf{u} &= \mathbf{0} && \text{in } D_m, \\ \mathbf{n} \cdot \mathbf{C} : \nabla \mathbf{u} &= \mathbf{0} && \text{on } \partial D_m \end{aligned} \quad (32)$$

vanishes identically in D_m . Further if D_m is bounded, the real eigenfrequencies of (32) form a discrete set.

Proof. Let Γ_m denote the m th analytic piece of Γ . Recalling (18) and invoking the analyticity of $\mathbf{n} \cdot \mathbf{C} : \nabla \mathbf{u}_{\mathbf{g}}$ with respect to the surface coordinates on ∂D_m , we deduce that if $\mathbf{n} \cdot \mathbf{C} : \nabla \mathbf{u}_{\mathbf{g}} = \mathbf{0}$ on $\Gamma_m \subset \partial D_m$ then

$$\mathbf{n} \cdot \mathbf{C} : \nabla \mathbf{u}_{\mathbf{g}} = \mathbf{0} \quad \text{on } \partial D_m.$$

This means that $\mathbf{u}_g = \mathbf{0}$ in D_m since ω is not a ‘‘Neumann’’ eigenvalue of the Navier equation in D_m . The unique continuation principle then implies that $\mathbf{u}_g = \mathbf{0}$ in \mathbb{R}^3 . Accordingly, we deduce that the Herglotz density vanishes, i.e. that $\mathbf{g} = \mathbf{0}$ as in the scalar case [14]. The proof of discreteness of the set of real eigenfrequencies characterizing (32) when D_m is bounded can be found in [24], Chapter 7, Theorem 1.4. ■

Properties of the middle operator T .

Lemma 5.4. *Operator $T: H^{-1/2}(\Gamma)^3 \rightarrow \tilde{H}^{1/2}(\Gamma)^3$ in (29) is bounded and satisfies*

$$\Im \langle \varphi, T\varphi \rangle_\Gamma < 0 \quad \forall \varphi \in H^{-1/2}(\Gamma)^3 : \varphi \neq \mathbf{0}. \quad (33)$$

Proof. The boundedness of T stems from the well-posedness of problem (11) and classical trace theorems. Next, let $\varphi \in H^{-1/2}(\Gamma)^3$ and consider \mathbf{v} satisfying (11) with $\mathbf{t}^f = \varphi$. Taking $\mathbf{w} = \mathbf{v}$ in (11) we get

$$\Im \langle \varphi, T\varphi \rangle_\Gamma = \langle \Im \mathbf{K} \cdot \llbracket \mathbf{v} \rrbracket, \llbracket \mathbf{v} \rrbracket \rangle_\Gamma - \Im \langle \mathcal{S}_R(\mathbf{v}), \mathbf{v} \rangle_{\partial B_R}. \quad (34)$$

By virtue of (34), the claim of the theorem follows immediately from Lemma 3.1 and the earlier hypothesis that $\Im \mathbf{K} < 0$. ■

Lemma 5.5. *Operator $T: H^{-1/2}(\Gamma)^3 \rightarrow \tilde{H}^{1/2}(\Gamma)^3$ can be decomposed into a compact part \mathbb{T}_c and a coercive and self-adjoint part \mathbb{T}_o such that $T = \mathbb{T}_c + \mathbb{T}_o$. The coercive part $\mathbb{T}_o: H^{-1/2}(\Gamma)^3 \rightarrow \tilde{H}^{1/2}(\Gamma)^3$ is defined by*

$$\mathbb{T}_o(\varphi) := \llbracket \mathbf{u}^\circ \rrbracket \quad \text{on } \Gamma, \quad (35)$$

where $\mathbf{u}^\circ \in H^1(B_R \setminus \Gamma)$ is a solution to

$$A(\mathbf{u}^\circ, \mathbf{w}) = \langle \varphi, \llbracket \mathbf{w} \rrbracket \rangle_\Gamma \quad \forall \mathbf{w} \in H^1(B_R \setminus \Gamma)^3, \quad (36)$$

with A being the coercive sesquilinear form given by (14).

Proof. We first observe from (14) that

$$\begin{aligned} \nabla \cdot (\mathbf{C} : \nabla \mathbf{u}^\circ) - \mathbf{u}^\circ &= \mathbf{0} && \text{in } B_R \setminus \Gamma, \\ \mathbf{n} \cdot \mathbf{C} : \nabla \mathbf{u}^\circ &= -\varphi && \text{on } \Gamma, \\ \mathbf{n} \cdot \mathbf{C} : \nabla \mathbf{u}^\circ &= \mathcal{S}_R(\mathbf{u}^\circ) && \text{on } \partial B_R, \end{aligned} \quad (37)$$

where $\mathcal{S}_R: H^{1/2}(\partial B_R)^3 \rightarrow H^{-1/2}(\partial B_R)^3$ is a Dirichlet-to-Neumann operator, $\mathcal{S}_R(\psi) := \mathbf{n} \cdot \mathbf{C} : \nabla \mathbf{u}_\psi$, stemming from the *elastostatic problem* in $B_{R_o} \setminus B_R$ with Dirichlet data $\mathbf{u}_\psi = \psi$ on ∂B_R and homogeneous ‘‘Neumann’’ data $\mathbf{n} \cdot \mathbf{C} : \nabla \mathbf{u}_\psi = \mathbf{0}$ on ∂B_{R_o} .

Using standard trace theorems for vector fields with square-integrable divergence [29], one finds that

$$\|\varphi\|_{H^{-\frac{1}{2}}(\Gamma)} = \|\mathbf{n} \cdot \mathbf{C} : \nabla \mathbf{u}^\circ\|_{H^{-\frac{1}{2}}(\Gamma)} \leq \|\mathbf{n} \cdot \mathbf{C} : \nabla \mathbf{u}^\circ\|_{H^{-\frac{1}{2}}(\partial D)} \leq c (\|\nabla \cdot (\mathbf{C} : \nabla \mathbf{u}^\circ)\|_{L^2(D)} + \|(\mathbf{C} : \nabla \mathbf{u}^\circ)\|_{L^2(D)}) \quad (38)$$

for a positive constant c independent from \mathbf{u}° . Thanks to the first equation in (37) we then deduce

$$\|\varphi\|_{H^{-\frac{1}{2}}(\Gamma)} \leq c_1 \|\mathbf{u}^\circ\|_{H^1(D)}$$

for some $c_1 > 0$ independent from \mathbf{u}° . On taking $\mathbf{w} = \mathbf{u}^\circ$ in (36), deploying the coercivity of A , and recalling from (14) that $\Im A(\mathbf{v}, \mathbf{v}) = 0$, we find

$$\langle \varphi, \mathbb{T}_o \varphi \rangle_\Gamma = A(\mathbf{u}^\circ, \mathbf{u}^\circ) \geq c_2 \|\varphi\|_{H^{-\frac{1}{2}}(\Gamma)}^2 \quad (39)$$

for a positive constant c_2 independent from φ , which establishes the coercivity of \mathbb{T}_\circ . The self-adjointness of \mathbb{T}_\circ follows immediately from that of A .

To complete the argument, consider the compactness of $\mathbb{T}_c: H^{-1/2}(\Gamma)^3 \rightarrow \tilde{H}^{1/2}(\Gamma)^3$, given by

$$\mathbb{T}_c(\varphi) = \llbracket \mathbf{v}^c \rrbracket, \quad \mathbf{v}^c = \mathbf{v} - \mathbf{u}^\circ \quad \text{on } \Gamma$$

where \mathbf{v} solves (11). On subtracting (36) from (11) with $\mathbf{t}^f = \varphi$, one finds that

$$A(\mathbf{v}^c, \mathbf{w}) = -B(\mathbf{v}, \mathbf{w}) \quad \forall \mathbf{w} \in H^1(B_R \setminus \Gamma)^3,$$

where A is coercive while B , given by (15), is compact on $H^1(B_R \setminus \Gamma)^3$. As a result, the induced mapping $\mathbf{v} \rightarrow \mathbf{v}^c$ from $H^1(B_R \setminus \Gamma)^3$ into $H^1(B_R \setminus \Gamma)^3$ is *compact*, whereby the compactness of \mathbb{T}_c follows directly from the continuity of $\mathbf{v} \in H^1(B_R \setminus \Gamma)^3$ with respect to $\varphi \in H^{-\frac{1}{2}}(\Gamma)^3$ and the trace theorem. ■

Lemma 5.6. *Operator $T: H^{-1/2}(\Gamma)^3 \rightarrow \tilde{H}^{1/2}(\Gamma)^3$ has a bounded (and thus continuous) inverse.*

Proof. The idea is to show that T , given by (29), is injective and Fredholm of index zero. The second claim follows immediately from Lemma 5.5. To demonstrate the injectivity of (29), one may recall a double-layer potential representation of elastodynamic fields solving (2)-(6) which demonstrates that for any $\varphi \in H^{-1/2}(\Gamma)$, one has

$$\mathbf{v}(\varphi)(\boldsymbol{\xi}) = \int_{\Gamma} T(\varphi) \cdot \mathbf{T}(\boldsymbol{\xi}, \mathbf{y}) \, dS_{\mathbf{y}}, \quad \mathbf{T}(\boldsymbol{\xi}, \mathbf{y}) = \mathbf{n}(\mathbf{y}) \cdot \boldsymbol{\Sigma}(\boldsymbol{\xi}, \mathbf{y}), \quad \boldsymbol{\xi} \in \mathbb{R}^3 \setminus \Gamma,$$

where $\llbracket \mathbf{v} \rrbracket = T(\varphi)$ on Γ thanks to the fundamental property of double-layer potentials. Thus, on assuming that there exists $\varphi \in H^{-1/2}(\Gamma)$ so that $T(\varphi) = \mathbf{0}$, one finds that $\mathbf{v} = \mathbf{0}$ in $\mathbb{R}^3 \setminus \Gamma$ and consequently, by the second of (2) and trace theorems, that $\|\varphi\|_{H^{-1/2}(\Gamma)} = \|\mathbf{n} \cdot \mathbf{C} : \nabla \mathbf{v}\|_{H^{-1/2}(\Gamma)} = 0$. ■

Lemma 5.7. *Operator $T: H^{-1/2}(\Gamma)^3 \rightarrow \tilde{H}^{1/2}(\Gamma)^3$ is coercive, i.e. there exists constant $c > 0$ independent of φ such that*

$$|\langle \varphi, T(\varphi) \rangle| \geq c \|\varphi\|_{H^{-\frac{1}{2}}(\Gamma)}^2, \quad \forall \varphi \in H^{-1/2}(\Gamma)^3. \quad (40)$$

Proof. Lemma 5.4 demonstrates that the duality product $\langle \varphi, T(\varphi) \rangle \in \mathbb{C} \setminus (-\infty, \infty)$ for all nonzero $\varphi \in H^{-1/2}(\Gamma)^3$. Due to Lemma 5.5, on the other hand, decomposition $T = \mathbb{T}_c + \mathbb{T}_\circ$ exists where \mathbb{T}_c is compact and \mathbb{T}_\circ is such that $\langle \varphi, \mathbb{T}_\circ(\varphi) \rangle \in \mathbb{R}$ satisfies the coercivity condition (39) $\forall \varphi \in H^{-1/2}(\Gamma)^3$. With such results in place, claim (49) follows immediately by Lemma 1.17 in [21]. ■

6. Application of sampling methods

6.1. Linear sampling method (LSM)

The essential idea behind the LSM [11] and also the factorization method (FM) [8] for geometrical obstacle reconstruction stems from the particular nature of an approximate solution, $\mathbf{g} = \mathbf{g}_p \oplus \mathbf{g}_s$, to the far-field equation

$$F\mathbf{g} = \Phi_L^\infty, \quad F = \mathcal{G}\mathcal{H} = \mathcal{H}^*T\mathcal{H}, \quad (41)$$

where Φ_L^∞ is the far-field pattern of a trial radiating field, see Definition 2. In this setting, the behavior of \mathbf{g} in the sampling region is exposed by characterizing the range of \mathcal{G} or \mathcal{H}^* , which then forms the basis for approximating the characteristic function of a scatterer. This section presents an adaptation of the key LSM

results for the problem of elastic-wave imaging of heterogeneous fractures, which provides a foundation for the GLSM developments in Section 6.3.

Definition 2. With reference to (28), for every admissible FOD profile $\mathbf{a} \in \tilde{H}^{1/2}(L)$ specified over a smooth, non-intersecting trial fracture $L \subset B_R$, the induced far-field pattern $\Phi_L^\infty : \tilde{H}^{1/2}(L) \rightarrow L^2(\Omega)^3$ is given by

$$\begin{aligned} \Phi_L^\infty(\hat{\boldsymbol{\xi}}) = & - \left(ik_p \hat{\boldsymbol{\xi}} \int_L \left\{ \lambda(\mathbf{a} \cdot \mathbf{n}) + 2\mu(\mathbf{n} \cdot \hat{\boldsymbol{\xi}})(\mathbf{a} \cdot \hat{\boldsymbol{\xi}}) \right\} e^{-ik_p \hat{\boldsymbol{\xi}} \cdot \mathbf{y}} dS_{\mathbf{y}} \right. \\ & \left. \oplus ik_s \hat{\boldsymbol{\xi}} \times \int_L \left\{ \mu(\mathbf{a} \times \hat{\boldsymbol{\xi}})(\mathbf{n} \cdot \hat{\boldsymbol{\xi}}) + \mu(\mathbf{n} \times \hat{\boldsymbol{\xi}})(\mathbf{a} \cdot \hat{\boldsymbol{\xi}}) \right\} e^{-ik_s \hat{\boldsymbol{\xi}} \cdot \mathbf{y}} dS_{\mathbf{y}} \right). \end{aligned} \quad (42)$$

and \mathbf{n} is the unit normal on L .

Remark 3. On the basis of Definition 2, one may interpret the LSM reconstruction philosophy as follows. Let $\mathbf{L} \subset \mathbb{R}^3$ (containing the origin) denote a reference fracture surface whose characteristic size is small relative to the length scales describing the forward scattering problem, and let $L = \mathbf{z} + \mathbf{R}\mathbf{L}$ where $\mathbf{z} \in \mathbb{R}^3$ and $\mathbf{R} \in U(3)$ is a unitary rotation matrix. Given an admissible FOD profile $\mathbf{a} \in \tilde{H}^{1/2}(\mathbf{L})$, solving the far-field equation (41) over a grid of trial pairs (\mathbf{z}, \mathbf{R}) sampling $\mathbb{R}^3 \times U(3)$ is simply an effort to probe the far-field kernel (23) – through synthetic rearrangement of the illuminating plane waves – for fingerprints in terms of Φ_L^∞ . As shown by Theorems 6.2, 6.7 and 6.9, such fingerprint is found in the data if and only if $L \subset \Gamma$. Otherwise, the norm of any approximate solution to (41) can be made arbitrarily large, which then provides a criterion for reconstructing Γ .

Theorem 6.1. Assume that ω is not a “Neumann” eigenvalue of the Navier equation (32) for some m , and that $\mathbf{K}^{-1} \in L^\infty(\Gamma)$. Then for every smooth and non-intersecting trial crack $L \subset B_R$ and some FOD profile $\mathbf{a}(\boldsymbol{\xi}) \in \tilde{H}^{1/2}(L)$, one has

$$\Phi_L^\infty \in \text{Range}(\mathcal{H}^*) \iff L \subset \Gamma.$$

Proof. Consider the following:

- If $L \subset \Gamma$, then $\tilde{H}^{1/2}(L)^3 \subset \tilde{H}^{1/2}(\Gamma)^3$. By extending the domain of $\mathbf{a} \in \tilde{H}^{1/2}(L)^3$ from L to Γ through zero padding, one immediately obtains $\Phi_L^\infty \in \text{Range}(\mathcal{H}^*)$ thanks to (28) and (42).
- Assume that $L \not\subset \Gamma$ and that $\Phi_L^\infty \in \text{Range}(\mathcal{H}^*)$. Then there exists $\mathbf{b} \in \tilde{H}^{1/2}(\Gamma)^3$ such that

$$\begin{aligned} \Phi_L^\infty(\hat{\boldsymbol{\xi}}) = & - \left(ik_p \hat{\boldsymbol{\xi}} \int_\Gamma \left\{ \lambda(\mathbf{b} \cdot \mathbf{n}) + 2\mu(\mathbf{n} \cdot \hat{\boldsymbol{\xi}})(\mathbf{b} \cdot \hat{\boldsymbol{\xi}}) \right\} e^{-ik_p \hat{\boldsymbol{\xi}} \cdot \mathbf{y}} dS_{\mathbf{y}} \right. \\ & \left. \oplus ik_s \hat{\boldsymbol{\xi}} \times \int_\Gamma \left\{ \mu(\mathbf{b} \times \hat{\boldsymbol{\xi}})(\mathbf{n} \cdot \hat{\boldsymbol{\xi}}) + \mu(\mathbf{n} \times \hat{\boldsymbol{\xi}})(\mathbf{b} \cdot \hat{\boldsymbol{\xi}}) \right\} e^{-ik_s \hat{\boldsymbol{\xi}} \cdot \mathbf{y}} dS_{\mathbf{y}} \right), \end{aligned}$$

associated with the layer potential

$$\Phi_\Gamma(\boldsymbol{\xi}) = \int_\Gamma \mathbf{b}(\mathbf{y}) \cdot \mathbf{T}(\boldsymbol{\xi}, \mathbf{y}) dS_{\mathbf{y}}, \quad \mathbf{T}(\boldsymbol{\xi}, \mathbf{y}) = \mathbf{n}(\mathbf{y}) \cdot \boldsymbol{\Sigma}(\boldsymbol{\xi}, \mathbf{y}), \quad \boldsymbol{\xi} \in B_R \setminus \Gamma. \quad (43)$$

On the other hand, owing to Definition 2 of $\Phi_L^\infty(\hat{\boldsymbol{\xi}})$, potential $\Phi_\Gamma(\boldsymbol{\xi})$ should coincide with

$$\Psi_L(\boldsymbol{\xi}) = \int_L \mathbf{a}(\mathbf{y}) \cdot \mathbf{T}(\boldsymbol{\xi}, \mathbf{y}) dS_{\mathbf{y}}, \quad \boldsymbol{\xi} \in B_R \setminus L, \quad (44)$$

over $\boldsymbol{\xi} \in B_R \setminus (L \cup \Gamma)$. Now, let $\Gamma \not\ni \boldsymbol{\xi}^\circ \in L$ and let \mathcal{B}_ϵ be a small ball centered at $\boldsymbol{\xi}^\circ$ such that $\mathcal{B}_\epsilon \cap \Gamma = \emptyset$. In this case Φ_Γ is analytic in \mathcal{B}_ϵ , while Ψ_L has a **discontinuity across $\mathcal{B}_\epsilon \cap L$** – which by contradiction completes the proof. ■

On the basis of the above result, one arrives at the following statement which inspires most of the LSM-based indicator functionals.

Theorem 6.2. *Under the assumptions of Lemma 5.3 and Theorem 6.1,*

- If $L \subset \Gamma$, there exists a Herglotz density vector $\mathbf{g}_\epsilon^L \in L^2(\Omega)^3$ such that $\|F\mathbf{g}_\epsilon^L - \Phi_L^\infty\|_{L^2(\Omega)} \leq \epsilon$ and $\limsup_{\epsilon \rightarrow 0} \|\mathcal{H}\mathbf{g}_\epsilon^L\|_{H^{-1/2}(\Gamma)} < \infty$.
- If $L \not\subset \Gamma$, then $\forall \mathbf{g}_\epsilon^L \in L^2(\Omega)^3$ such that $\|F\mathbf{g}_\epsilon^L - \Phi_L^\infty\|_{L^2(\Omega)} \leq \epsilon$, one has $\lim_{\epsilon \rightarrow 0} \|\mathcal{H}\mathbf{g}_\epsilon^L\|_{H^{-1/2}(\Gamma)} = \infty$.

Proof. Let us first assume $L \subset \Gamma$, whereby $\Phi_L^\infty \in \text{Range}(\mathcal{H}^*)$ thanks to Theorem 6.1. Then, by definition, there exists $\mathbf{a}^L \in \overline{\text{Range}(T)}$ such that $\mathcal{H}^*\mathbf{a}^L = \Phi_L^\infty$. By invoking Lemma 5.6 on the boundedness i.e. continuity of T^{-1} and Lemma 5.2 which (by the injectivity of \mathcal{H}^*) guarantees the range denseness of \mathcal{H} , one finds that $\forall \epsilon > 0$, $\exists \mathbf{g}_\epsilon^L \in L^2(\Omega)^3$ such that $\|T^{-1}\mathbf{a}^L - \mathcal{H}\mathbf{g}_\epsilon^L\|_{H^{-1/2}(\Gamma)} \leq \epsilon$. Thanks to (i) the continuity of \mathcal{H}^*T and (ii) the fact that $\mathbf{a}^L \in \tilde{H}^{1/2}(\Gamma)^3$, this establishes the first part of the claim.

Next, consider the case where $L \not\subset \Gamma$ and consequently $\Phi_L^\infty \notin \text{Range}(\mathcal{H}^*)$ by Theorem 6.1. Then, thanks to Lemma 5.3 which implies the range denseness of \mathcal{H}^* , **for every $\epsilon > 0$ and some regularization parameter $\alpha = \alpha(\epsilon)$ ($\lim_{\epsilon \rightarrow 0} \alpha = 0$)**, a nearby solution $\mathbf{a}_\epsilon^L \in \tilde{H}^{1/2}(\Gamma)^3$ can be built e.g. via Tikhonov regularization [23] such that $\|\Phi_L^\infty - \mathcal{H}^*\mathbf{a}_\epsilon^L\|_{L^2(\Omega)} \leq \epsilon$ and $\lim_{\epsilon \rightarrow 0} \|\mathbf{a}_\epsilon^L\|_{\tilde{H}^{1/2}(\Gamma)} = \infty$ – due to the compactness of \mathcal{H}^* established in Lemma 5.2. At this point, the same argument as in the first part of the proof – deploying the continuity of T^{-1} and the range denseness of \mathcal{H} – can be used to establish the second claim. ■

6.2. Factorization method (FM)

To facilitate the ensuing developments, we recall elements of the factorization method [21] as they pertain to our inverse problem.

Definition 3. *The self-adjoint operator $F_\sharp: L^2(\Omega)^3 \rightarrow L^2(\Omega)^3$ is defined by*

$$F_\sharp := |\Re F| + \Im F, \quad (45)$$

where $F: L^2(\Omega)^3 \rightarrow L^2(\Omega)^3$ is given by (24), and

$$\Re F = \frac{1}{2}(F + F^*), \quad \Im F = \frac{1}{2i}(F - F^*). \quad (46)$$

Remark 4. *In line with decomposition (30) of the far-field operator F , there exists factorization*

$$F_\sharp = \mathcal{H}^* T_\sharp \mathcal{H} \quad (47)$$

of (45), where the middle operator $T_\sharp: H^{-1/2}(\Gamma)^3 \rightarrow \tilde{H}^{1/2}(\Gamma)^3$ is given by

$$T_\sharp := \Re T(Q^+ - Q^-) + \Im T; \quad (48)$$

Q^+ and Q^- are bounded projectors such that $Q^+ + Q^- = I$; $Q^+ - Q^-$ is an isomorphism, and Q^- has a finite rank. See Theorem 2.15 in [21] for derivation.

Theorem 6.3. *Under the assumptions of Theorem 6.1, operator F_\sharp in (45) has the following properties:*

- Operator F_\sharp is positive.
- The ranges of $\mathcal{H}^*: \tilde{H}^{1/2}(\Gamma)^3 \rightarrow L^2(\Omega)^3$ and $F_\sharp^{1/2}: L^2(\Omega)^3 \rightarrow L^2(\Omega)^3$ coincide.
- $\Phi_L^\infty \in \text{Range}(F_\sharp^{1/2}) \iff L \subset \Gamma$.

Proof. The first two claims follow directly from Theorem 2.15 in [21], its extended version (Theorem 3.2) in [8], Lemma 5.2 Lemma 5.4, and Lemma 5.5. With such result in place, the last claim is immediately established by Theorem 6.1. \blacksquare

Lemma 6.4. *Operator $T_{\sharp}: H^{-1/2}(\Gamma)^3 \rightarrow \tilde{H}^{1/2}(\Gamma)^3$ in the factorization (47) has the following properties:*

- T_{\sharp} has a bounded (and thus continuous) inverse.
- T_{\sharp} is selfadjoint and is positively coercive, i.e. there exists a constant $c > 0$ independent of φ so that

$$(\varphi, T_{\sharp}(\varphi))_{H^{-\frac{1}{2}}(\Gamma)} \geq c \|\varphi\|_{H^{-\frac{1}{2}}(\Gamma)}^2, \quad \forall \varphi \in H^{-1/2}(\Gamma)^3. \quad (49)$$

Proof. See Appendix A in [8] and the proof of Theorem 2.15, part E in [21]. \blacksquare

On the basis of Theorem 6.2, one sees that $F_{\sharp}^{1/2}$ can be used to characterize Γ from the far-field measurements. In what follows, it is in particular shown that the GLSM cost functionals based on F_{\sharp} (i) are convex, (ii) have closed-form minimizers, and (iii) enable fast and robust reconstruction of Γ – especially when the data (and thus the far-field operator) are contaminated by noise.

6.3. Generalized Linear Sampling Method (GLSM)

Theorem 6.2 of the linear sampling method poses two fundamental challenges in that: i) the featured anomaly indicator $\|\mathcal{H}\mathbf{g}_{\epsilon}^L\|_{H^{-1/2}(\Gamma)}$ inherently depends on the unknown fracture support Γ , and ii) construction of the Herglotz density vector $\mathbf{g}_{\epsilon}^L \in L^2(\Omega)^3$ is implicit in the theorem [3]. Conventionally, these issues are addressed by replacing $\|\mathcal{H}\mathbf{g}_{\epsilon}^L\|_{H^{-1/2}(\Gamma)}$ with $\|\mathbf{g}_{\epsilon}^L\|_{L^2(\Omega)}$ which is, in turn, computed by way of Tikhonov regularization [23]. Such treatment, however, has proven to be particularly sensitive to perturbations in the data due to e.g. measurement errors.

To help meet the challenge, the GLSM takes advantage of the second factorization (30) of the far-field operator and the mathematical properties of its components to properly construct a *stable* approximate solution to the far-field equation (41). This is accomplished through a *sequence* of penalized least-squares problems where the principal ingredient of the penalty term is $\|\mathcal{H}\mathbf{g}_{\epsilon}^L\|_{H^{-1/2}(\Gamma)}$, reformulated in a computable way in terms of the far-field operator F . More specifically, by invoking factorizations (30) and (47), one may observe that

$$\begin{aligned} (\mathbf{g}_{\epsilon}^L, F\mathbf{g}_{\epsilon}^L)_{L^2(\Omega)} &= \langle \mathcal{H}\mathbf{g}_{\epsilon}^L, T\mathcal{H}\mathbf{g}_{\epsilon}^L \rangle_{\Gamma}, \\ (\mathbf{g}_{\epsilon}^L, F_{\sharp}\mathbf{g}_{\epsilon}^L)_{L^2(\Omega)} &= \langle \mathcal{H}\mathbf{g}_{\epsilon}^L, T_{\sharp}\mathcal{H}\mathbf{g}_{\epsilon}^L \rangle_{\Gamma}, \quad \forall \mathbf{g}_{\epsilon}^L \in L^2(\Omega)^3 \end{aligned}$$

where $(\cdot, \cdot)_{L^2(\Omega)} := (\cdot, \cdot)_{L^2(\Omega)^3}$ denotes the usual L^2 inner product on Ω . Then, thanks to the coercivity of the middle operator T (see Lemma 5.7), quantity $|(\mathbf{g}_{\epsilon}^L, F\mathbf{g}_{\epsilon}^L)_{L^2(\Omega)}|$ – which is computable without prior knowledge of Γ – may be safely substituted for $\|\mathcal{H}\mathbf{g}_{\epsilon}^L\|_{H^{-1/2}(\Gamma)}^2$ in constructing a penalty term for the GLSM cost functional. Similarly, the positive coercivity T_{\sharp} (See Lemma 6.4) and factorization (47) of F_{\sharp} demonstrate that $|(\mathbf{g}_{\epsilon}^L, F_{\sharp}\mathbf{g}_{\epsilon}^L)_{L^2(\Omega)}| = \|F_{\sharp}^{1/2}\mathbf{g}_{\epsilon}^L\|^2$ may serve as a replacement for $\|\mathcal{H}\mathbf{g}_{\epsilon}^L\|_{H^{-1/2}(\Gamma)}^2$, giving birth to a *convex* GLSM cost functional whose minimizer can be computed without iterations. This shines light on the GLSM approach to elastodynamic reconstruction of heterogeneous fractures, whose specificities are presented next.

GLSM cost functional.

- *Unperturbed (noise-free) operators.* Let $\alpha > 0$ be a regularization parameter, and consider the far-field pattern $\Phi_L^{\infty} \in L^2(\Omega)^3$ as in Definition 2. Then the GLSM cost functional is defined by a sequence of penalized least-squares misfit functionals $J_{\alpha}(\Phi_L^{\infty}; \cdot): L^2(\Omega)^3 \rightarrow \mathbb{R}$, namely

$$J_{\alpha}(\Phi_L^{\infty}; \mathbf{g}) := \|F\mathbf{g} - \Phi_L^{\infty}\|^2 + \alpha \|F_{\sharp}^{\frac{1}{2}}\mathbf{g}\|^2, \quad \mathbf{g} \in L^2(\Omega)^3, \quad (50)$$

whose minimizers $\mathbf{g}_\alpha^L \in L^2(\Omega)^3$ can be computed *non-iteratively* by solving

$$F^*(F\mathbf{g}_\alpha^L - \Phi_L^\infty) + \alpha(F_{\sharp}^{\frac{1}{2}})^*F_{\sharp}^{\frac{1}{2}}\mathbf{g}_\alpha^L = \mathbf{0}. \quad (51)$$

For completeness, a more general form $\mathcal{J}_\alpha(\Phi_L^\infty; \cdot): L^2(\Omega)^3 \rightarrow \mathbb{R}$ of the GLSM cost functional, namely

$$\mathcal{J}_\alpha(\Phi_L^\infty; \mathbf{g}) := \|F\mathbf{g} - \Phi_L^\infty\|^2 + \alpha|(g, F\mathbf{g})|, \quad \mathbf{g} \in L^2(\Omega)^3, \quad (52)$$

is also considered. Note that (52) does not demand F_{\sharp} to be applicable (see Theorem 6.3), and thus may cater for a wider class of contact laws, $\mathcal{L}[\mathbf{v}]$, over the fracture surface in (2).

Remark 5. *In general, $\mathcal{J}_\alpha(\Phi_L^\infty; \mathbf{g})$ does not have a minimizer; however, one may define*

$$j_\alpha(\Phi_L^\infty) := \inf_{\mathbf{g} \in L^2(\Omega)^3} \mathcal{J}_\alpha(\Phi_L^\infty; \mathbf{g}).$$

Thanks to the range denseness of F (see Lemma 6.6), one has that $j_\alpha \rightarrow 0$ as $\alpha \rightarrow 0$. Accordingly, an optimized nearby solution can be constructed by following the algorithm described in [3].

- *Perturbed operators.* When the measurements are contaminated with noise (e.g. sensing errors, fluctuations in the medium properties), one has to deal with noisy operators F^δ and F_{\sharp}^δ satisfying

$$\|F^\delta - F\| \leq \delta, \quad \|F_{\sharp}^\delta - F_{\sharp}\| \leq \delta, \quad (53)$$

where $\delta > 0$ is a measure of perturbation in data – independent of F and F_{\sharp} . Assuming that F^δ and F_{\sharp}^δ are compact, a regularized version $J_\alpha^\delta(\Phi_L^\infty; \cdot): L^2(\Omega)^3 \rightarrow \mathbb{R}$ of the GLSM cost functional is defined in spirit of the Tikhonov regularization method as

$$J_\alpha^\delta(\Phi_L^\infty; \mathbf{g}) := \|F^\delta\mathbf{g} - \Phi_L^\infty\|^2 + \alpha(\|(F_{\sharp}^\delta)^{\frac{1}{2}}\mathbf{g}\|^2 + \delta\|\mathbf{g}\|^2), \quad \mathbf{g} \in L^2(\Omega)^3. \quad (54)$$

Note that J_α^δ is again convex and that its minimizer $\mathbf{g}_{\alpha,\delta}^L \in L^2(\Omega)^3$ solves the linear system

$$F^{\delta*}(F^\delta\mathbf{g}_{\alpha,\delta}^L - \Phi_L^\infty) + \alpha((F_{\sharp}^\delta)^{\frac{1}{2}})^*(F_{\sharp}^\delta)^{\frac{1}{2}}\mathbf{g}_{\alpha,\delta}^L + \delta\mathbf{g}_{\alpha,\delta}^L = \mathbf{0}. \quad (55)$$

In this vein, the (regularized) cost functional affiliated with the general form (52) may be recast as

$$\mathcal{J}_\alpha^\delta(\Phi_L^\infty; \mathbf{g}) := \|F^\delta\mathbf{g} - \Phi_L^\infty\|^2 + \alpha(|(g, F^\delta\mathbf{g})| + \delta\|\mathbf{g}\|^2), \quad \mathbf{g} \in L^2(\Omega)^3. \quad (56)$$

Remark 6. *In (54) and (56), δ signifies both a measure of perturbation in F and a regularization parameter that, along with α , is designed to create a robust fracture indicator functional via a sequence of the GLSM minimizers (see the proof of Theorem 6.9).*

With the above definitions in place, the main GLSM theorems are based on the following lemmas.

Lemma 6.5. *Operator $\mathcal{G} = \mathcal{H}^*T: H^{-1/2}(\Gamma)^3 \rightarrow L^2(\Omega)^3$ is compact over $H^{-1/2}(\Gamma)^3$.*

Proof. The claim follows immediately from Lemmas 5.2 and 5.4 establishing, respectively, the compactness of \mathcal{H}^* and the boundedness of T . ■

Lemma 6.6. *The far-field operator $F: L^2(\Omega)^3 \rightarrow L^2(\Omega)^3$ is injective, compact and, under the assumptions of Lemma 5.3, has a dense range.*

Proof. Injectivity. Let $F(\mathbf{g}) = \mathbf{0}$. Then, recalling the factorization $F = \mathcal{H}^*T\mathcal{H}$ and the injectivity of \mathcal{H}^* and T (due respectively to Lemma 5.3 and Lemma 5.6), one finds that $\mathcal{H}(\mathbf{g}) := \mathbf{n} \cdot \mathbf{C} : \nabla \mathbf{u}_\mathbf{g} = \mathbf{0}$ on Γ .

Under the assumptions of Lemma 5.3, this requires that $\mathbf{u}_g = \mathbf{0}$ in \mathbb{R}^3 , i.e. that $\mathbf{g} = \mathbf{0}$ which establishes the first claim.

Compactness. The compactness of F follows immediately from the compactness of \mathcal{H}^* – and thus that of \mathcal{H} (Lemma 5.2), and the boundedness of T (Lemma 5.4).

Range denseness. This claim is conveniently verified by establishing the injectivity of F^* . To this end, recall (24) and consider the L^2 -inner product

$$(F(\mathbf{g}), \mathbf{a})_{L^2(\Omega)} = \int_{\Omega} \bar{\mathbf{a}}(\hat{\xi}) \cdot \mathbf{v}_{g\Omega}^{\infty}(\hat{\xi}) \, dS_{\hat{\xi}} = \int_{\Omega} \mathbf{g}(\mathbf{d}) \cdot \overline{\int_{\Omega} \mathbf{W}^{\infty*}(\mathbf{d}, \hat{\xi}) \cdot \mathbf{a}(\hat{\xi}) \, dS_{\hat{\xi}}} \, dS_{\mathbf{d}}, \quad (57)$$

where $\mathbf{a} \in L^2(\Omega)^3$. Thanks to the reciprocity identity (25), inner product (57) exposes the adjoint far-field operator as

$$F^*(\mathbf{a})(\mathbf{d}) = \int_{\Omega} \mathbf{W}^{\infty*}(\mathbf{d}, \hat{\xi}) \cdot \mathbf{a}(\hat{\xi}) \, dS_{\hat{\xi}} = \overline{\int_{\Omega} \mathbf{W}^{\infty}(\hat{\xi}, -\mathbf{d}) \cdot \bar{\mathbf{a}}(-\hat{\xi}) \, dS_{\hat{\xi}}} = \bar{F}(\bar{\mathbf{a}})(-\mathbf{d}), \quad \mathbf{d} \in \Omega, \quad (58)$$

where $\bar{\mathbf{a}}(\hat{\xi}) := \bar{\mathbf{a}}(-\hat{\xi})$ on Ω . Owing to the injectivity of F , one finds from (58) that setting $F^*(\mathbf{a}) = \mathbf{0}$ necessitates $\bar{\mathbf{a}} = \mathbf{0}$ and thus $\mathbf{a} = \mathbf{0}$. \blacksquare

We are now in position to establish the main result of the GLSM approach, given by Theorem 6.7 and Theorem 6.9, catering for the elastodynamic reconstruction of heterogeneous fractures.

Theorem 6.7. *Consider the GLSM cost functional \mathfrak{J}_{α} unifying (50) and (52) with unperturbed operators F^{δ} and F_{\sharp}^{δ} , namely*

$$\mathfrak{J}_{\alpha}(\Phi_L^{\infty}; \mathbf{g}) := \|F\mathbf{g} - \Phi_L^{\infty}\|_{L^2(\Omega)}^2 + \alpha |(\mathbf{g}, B\mathbf{g})|, \quad \mathbf{g} \in L^2(\Omega)^3, \quad (59)$$

where $\alpha > 0$ and B , denoting either F or F_{\sharp} , admits the factorization

$$B = \mathcal{H}^* \mathfrak{T} \mathcal{H}, \quad \mathfrak{T} = T, T_{\sharp}. \quad (60)$$

Since $\mathfrak{J}_{\alpha} \geq 0$, define the infimum

$$j_{\alpha}(\Phi_L^{\infty}) := \inf_{\mathbf{g} \in L^2(\Omega)^3} \mathfrak{J}_{\alpha}(\Phi_L^{\infty}; \mathbf{g}),$$

and let $\mathbf{g}_{\alpha}^L \in L^2(\Omega)^3$ denote a nearby solution such that

$$\mathfrak{J}_{\alpha}(\Phi_L^{\infty}; \mathbf{g}_{\alpha}^L) \leq j_{\alpha}(\Phi_L^{\infty}) + \mu\alpha,$$

$\mu > 0$ being a constant independent of α . Then,

$$\Phi_L^{\infty} \in \text{Range}(\mathcal{H}^*) \iff \left\{ \limsup_{\alpha \rightarrow 0} |(\mathbf{g}_{\alpha}^L, B\mathbf{g}_{\alpha}^L)| < \infty \iff \liminf_{\alpha \rightarrow 0} |(\mathbf{g}_{\alpha}^L, B\mathbf{g}_{\alpha}^L)| < \infty \right\}.$$

Proof. See the proof of Theorem 3 in [3], synthesized in Appendix E using present notation. \blacksquare

Lemma 6.8. *Consider the regularized GLSM cost functional $\mathfrak{J}_{\alpha}^{\delta}$ unifying (54) and (56) with perturbed operators F^{δ} and F_{\sharp}^{δ} , namely*

$$\mathfrak{J}_{\alpha}^{\delta}(\Phi_L^{\infty}; \mathbf{g}) := \|F^{\delta}\mathbf{g} - \Phi_L^{\infty}\|^2 + \alpha (|(\mathbf{g}, B^{\delta}\mathbf{g})| + \delta \|\mathbf{g}\|^2), \quad \mathbf{g} \in L^2(\Omega)^3 \quad (61)$$

where $\alpha, \beta > 0$ and B^{δ} denotes either F^{δ} or F_{\sharp}^{δ} . Assuming that B^{δ} is compact, $\mathfrak{J}_{\alpha}^{\delta}$ has a minimizer

$\mathbf{g}_{\alpha,\delta}^L \in L^2(\Omega)^3$ satisfying

$$\lim_{\alpha \rightarrow 0} \limsup_{\delta \rightarrow 0} \mathfrak{J}_\alpha^\delta(\Phi_L^\infty; \mathbf{g}_{\alpha,\delta}^L) = 0. \quad (62)$$

Proof. Existence of a minimizer. For any $\alpha, \delta > 0$ and $\Phi_L^\infty \in L^2(\Omega)^3$ given by (42), any sequence (\mathbf{g}^n) constructed to minimize $\mathfrak{J}_\alpha^\delta$ is bounded in $L^2(\Omega)^3$, and thus weakly convergent to some $\mathbf{g}_{\alpha,\delta}^L \in L^2(\Omega)^3$. Thanks to the lower semi-continuity of a norm with respect to the weak convergence and the postulated compactness of B^δ , one has

$$\mathfrak{J}_\alpha^\delta(\Phi_L^\infty; \mathbf{g}_{\alpha,\delta}^L) \leq \liminf_{n \rightarrow \infty} \mathfrak{J}_\alpha^\delta(\Phi_L^\infty; \mathbf{g}^n) \leq \inf_{\mathbf{g} \in L^2(\Omega)^3} \mathfrak{J}_\alpha^\delta(\Phi_L^\infty; \mathbf{g}), \quad (63)$$

which proves that $\mathbf{g}_{\alpha,\delta}^L$ is a minimizer of $\mathfrak{J}_\alpha^\delta(\Phi_L^\infty; \mathbf{g})$ in $L^2(\Omega)^3$.

Limiting behavior. Let us first observe from (53), (59) and (61) that

$$\mathfrak{J}_\alpha^\delta(\Phi_L^\infty; \mathbf{g}) \leq \mathfrak{J}_\alpha(\Phi_L^\infty; \mathbf{g}) + \delta \{2\alpha \|\mathbf{g}\|^2 + \delta \|\mathbf{g}\|^2 + 2\|F\mathbf{g} - \Phi_L^\infty\| \|\mathbf{g}\|\}, \quad \forall \mathbf{g} \in L^2(\Omega)^3. \quad (64)$$

For any $\delta > 0$ (α fixed), one can choose $\mathbf{g}_{\alpha,\delta}$ such that $|\mathfrak{J}_\alpha(\Phi_L^\infty; \mathbf{g}_{\alpha,\delta}) - j_\alpha(\Phi_L^\infty)| \leq \delta$. Then by the definition of $\mathbf{g}_{\alpha,\delta}^L$ one finds via triangle inequality that

$$\mathfrak{J}_\alpha^\delta(\Phi_L^\infty; \mathbf{g}_{\alpha,\delta}^L) \leq \mathfrak{J}_\alpha^\delta(\Phi_L^\infty; \mathbf{g}_{\alpha,\delta}) \leq j_\alpha(\Phi_L^\infty) + \delta \{1 + 2\alpha \|\mathbf{g}_{\alpha,\delta}\|^2 + \delta \|\mathbf{g}_{\alpha,\delta}\|^2 + 2\|F\mathbf{g}_{\alpha,\delta} - \Phi_L^\infty\| \|\mathbf{g}_{\alpha,\delta}\|\}.$$

The proof of (62) is now completed by noting that (i) given α , the term inside the brackets is bounded for any δ , and (ii) $\lim_{\alpha \rightarrow 0} j_\alpha = 0$. \blacksquare

Theorem 6.9. *Under the assumptions of Theorem 6.7 and an additional hypothesis that B^δ (denoting either F^δ or $F_\#^\delta$) is compact, one has*

$$\begin{aligned} \Phi_L^\infty \in \text{Range}(\mathcal{H}^*) &\iff \left\{ \limsup_{\alpha \rightarrow 0} \limsup_{\delta \rightarrow 0} (|(\mathbf{g}_{\alpha,\delta}^L, B^\delta \mathbf{g}_{\alpha,\delta}^L)| + \delta \|\mathbf{g}_{\alpha,\delta}^L\|^2) < \infty \right. \\ &\iff \left. \liminf_{\alpha \rightarrow 0} \liminf_{\delta \rightarrow 0} (|(\mathbf{g}_{\alpha,\delta}^L, B^\delta \mathbf{g}_{\alpha,\delta}^L)| + \delta \|\mathbf{g}_{\alpha,\delta}^L\|^2) < \infty \right\}, \end{aligned}$$

where $\mathbf{g}_{\alpha,\delta}^L$ is a minimizer of the perturbed GLSM cost functional (61) in the sense of (62).

Proof. See the proof of Theorem 5 in [3], also summarized in Appendix E. \blacksquare

6.3.1. The GLSM criteria for imaging heterogeneous fractures On the basis of Theorem 6.9, a robust GLSM-based criterion for the elastic-wave reconstruction of heterogeneous fractures can be designed as

$$I^\mathcal{G}(L) := \frac{1}{\sqrt{|(\mathbf{g}_{\alpha,\delta}^L, B^\delta \mathbf{g}_{\alpha,\delta}^L)| + \delta \|\mathbf{g}_{\alpha,\delta}^L\|^2}}, \quad B^\delta = F^\delta, F_\#^\delta, \quad (65)$$

where $\mathbf{g}_{\alpha,\delta}^L$ is a minimizer of (61) in the sense of (62). In this setting, it is particularly instructive to focus on the case where $B^\delta = F_\#^\delta$, since $\mathbf{g}_{\alpha,\delta}^L$ in this case can be obtained *non-iteratively* by explicitly solving (55). Accordingly, the GLSM indicator functional used in the sequel is taken as

$$I^{\mathcal{G}_\#}(L) = \frac{1}{\sqrt{\|(F_\#^\delta)^{\frac{1}{2}} \mathbf{g}_{\alpha,\delta}^L\|^2 + \delta \|\mathbf{g}_{\alpha,\delta}^L\|^2}}. \quad (66)$$

For future reference, let us also recall the classical LSM/FM solution $\mathbf{g}_\epsilon^L \in L^2(\Omega)^3$ (see Theorem 6.2) obtained by way of Tikhonov regularization [23], namely

$$\mathbf{g}_\epsilon^L := \min_{\mathbf{g} \in L^2(\Omega)^3} \{ \|F^\delta \mathbf{g} - \Phi_L^\infty\|^2 + \beta \|\mathbf{g}\|^2 \}, \quad (67)$$

where β is a regularization parameter computable by the Morozov discrepancy principle.

Remark 7. *It is worth noting that the GLSM characterization of Γ from the far-field data (via the range of F) is deeply rooted in geometrical considerations, so that the fracture indicator functionals (65) and (66) may exhibit only a minor dependence on its heterogeneous contact condition – given by the distribution of \mathbf{K} on Γ . This behavior can be traced back to Remark 3, where the opening displacement profile $\mathbf{a} \in \tilde{H}^{1/2}(L)$ – intimately related to the interface law – is deemed arbitrary (within the constraints of admissibility). This quality makes the GLSM imaging paradigm particularly attractive in situations where the fracture’s contact law is unknown beforehand, which opens up possibilities for the sequential geometrical reconstruction and interfacial characterization of partially-closed fractures.*

7. Computational treatment and results

To illustrate the theoretical developments, this section examines the performance of (66) through a set of numerical experiments and compares the results of the GLSM reconstruction to those obtained by two alternative approaches, namely the linear sampling method (LSM) [11] and the method of topological sensitivity (TS) [33]. In what follows the synthetic sensory data, namely the far-field patterns (21) over the unit sphere, are generated by way of an elastodynamic boundary integral method [33].

Testing configuration. The sensing setup, shown in Fig. 2, features a “true” cylindrical fracture Γ of length $L = 0.7$ and radius $R = 0.35$. The fracture is endowed with a piecewise-constant (“zebra”) distribution of interfacial stiffness $\mathbf{K}(\xi)$ on Γ , alternating between \mathbf{K}_1 and \mathbf{K}_2 , where

$$\mathbf{K}_1 = (1 - 0.25i) \mathbf{n} \otimes \mathbf{n} + (4 - 2i) \mathbf{e}_1 \otimes \mathbf{e}_1 + (4 - 2i) \mathbf{e}_2 \otimes \mathbf{e}_2, \quad \mathbf{K}_2 = \mathbf{0}$$

in terms of the orthonormal basis $(\mathbf{e}_1, \mathbf{e}_2, \mathbf{n})$ shown in the figure. The shear modulus, mass density, and Poisson’s ratio of the background solid are taken as $\mu = 1$, $\rho = 1$ and $\nu = 0.35$, whereby the shear and compressional wave speeds read $c_s = 1$ and $c_p = 2.08$, respectively. The interaction of Γ with incident (P- and S-) plane waves, propagating in direction \mathbf{d} , gives rise to the scattered wavefield \mathbf{v} solving (2) – whose far-field pattern \mathbf{v}^∞ is then computed on the basis of (21).

Far-field operator. For both illumination and sensing purposes, the unit sphere Ω is sampled by a uniform grid of $N_\theta \times N_\phi$ observation directions, specified by the polar $(\theta_j, j = 1, \dots, N_\theta)$ and azimuthal $(\phi_k, k = 1, \dots, N_\phi)$ angle values. With reference to (C.1), note that both the polarization vector $\mathbf{q} = \mathbf{q}_p \oplus \mathbf{q}_s$ of an incident plane wave and the far-field pattern $\mathbf{v}_q^\infty = \mathbf{v}_{q_p}^\infty \oplus \mathbf{v}_{q_s}^\infty$ of the scattered wave each have *only three* nontrivial components. In this setting, the discretized far-field operator \mathbf{F} is represented as a $3N \times 3N$ matrix

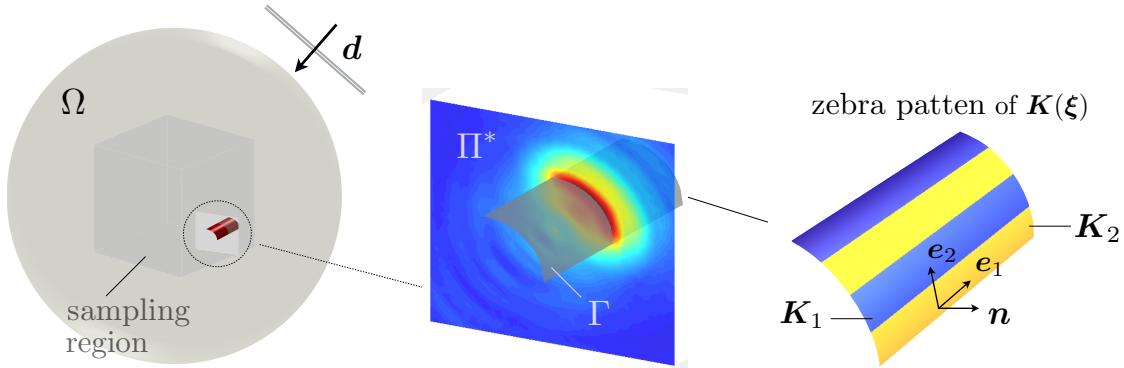


Figure 2. Elastic-wave sensing setup (left), position of the cutting plane (middle), and “zebra” pattern of the fracture’s heterogeneous contact condition (right).

($N = N_\theta N_\phi$) with components

$$\mathbf{F}(3k+1:3k+3, 3j+1:3j+3) = \mathbf{W}^\infty(\mathbf{d}_j, \hat{\boldsymbol{\xi}}_k), \quad j, k = 0, \dots, N-1, \quad (68)$$

where

$$\mathbf{W}^\infty(\mathbf{d}_j, \hat{\boldsymbol{\xi}}_k) = \begin{bmatrix} W_{11}^\infty & W_{12}^\infty & W_{13}^\infty \\ W_{21}^\infty & W_{22}^\infty & W_{23}^\infty \\ W_{31}^\infty & W_{32}^\infty & W_{33}^\infty \end{bmatrix} (\mathbf{d}_j, \hat{\boldsymbol{\xi}}_k), \quad (69)$$

and W_{kj}^∞ ($j, k=1, 2, 3$) are specified in (C.1). Unless stated otherwise, we assume $N_\theta = 50$ and $N_\phi = 25$.

Noisy data. To account for the presence of noise in measurements, we consider the perturbed far-field operator

$$\mathbf{F}^\delta := (\mathbf{I} + \mathbf{N}_\epsilon) \mathbf{F}, \quad (70)$$

where \mathbf{I} is the $3N \times 3N$ identity matrix, and \mathbf{N}_ϵ is the noise matrix of commensurate dimension whose components are uniformly-distributed (complex) random variables in $[-\epsilon, \epsilon]^2$. On the basis of definition (53), one has $\delta = \|\mathbf{N}_\epsilon \mathbf{F}\|$ which in the sequel takes values of up to 20%. With reference to Remark 3, the region of interest

Trial far-field pattern. With reference to Remark 3, the GLSM indicator map (66) is constructed by solving (55) for the minimizer of (54) over a grid of trial infinitesimal fractures $L = \mathbf{z} + \mathbf{R}\mathbf{L}$, where \mathbf{z} denotes the sampling point and \mathbf{R} is a unitary rotation matrix. In what follows, this is accomplished by taking \mathbf{L} to be a vanishing penny-shaped fracture with unit normal \mathbf{n}_o , i.e. by setting the FOD in (42) as $\mathbf{a}(\mathbf{y}) = \delta(\mathbf{y} - \mathbf{z})|\mathbf{L}|^{-1} \mathbf{R}\mathbf{n}_o$. Writing for brevity $\mathbf{n} = \mathbf{R}\mathbf{n}_o$, one in particular finds that

$$\Phi_L^\infty(\hat{\boldsymbol{\xi}}) = - \left(ik_p \hat{\boldsymbol{\xi}} [\lambda + 2\mu(\mathbf{n} \cdot \hat{\boldsymbol{\xi}})^2] e^{-ik_p \hat{\boldsymbol{\xi}} \cdot \mathbf{z}} \oplus 2i\mu k_s \hat{\boldsymbol{\xi}} \times (\mathbf{n} \times \hat{\boldsymbol{\xi}}) (\mathbf{n} \cdot \hat{\boldsymbol{\xi}}) e^{-ik_s \hat{\boldsymbol{\xi}} \cdot \mathbf{z}} \right). \quad (71)$$

Recalling (C.1), one may note that for each observation direction $\hat{\boldsymbol{\xi}}_k$, (71) has only three non-trivial components in the reference $(\hat{\boldsymbol{\xi}}_k, \boldsymbol{\theta}_k, \boldsymbol{\phi}_k)$ orthonormal basis, which are for consistency with (69) arranged as a $3N \times 1$ vector

$$\Phi_{\mathbf{z}, \mathbf{n}}^\infty(3k+1:3k+3) = \begin{bmatrix} ik_p [\lambda + 2\mu(\mathbf{n} \cdot \hat{\boldsymbol{\xi}}_k)^2] e^{-ik_p \hat{\boldsymbol{\xi}}_k \cdot \mathbf{z}} \\ 2i\mu k_s (\mathbf{n} \cdot \boldsymbol{\theta}_k) (\mathbf{n} \cdot \hat{\boldsymbol{\xi}}_k) e^{-ik_s \hat{\boldsymbol{\xi}}_k \cdot \mathbf{z}} \\ 2i\mu k_s (\mathbf{n} \cdot \boldsymbol{\phi}_k) (\mathbf{n} \cdot \hat{\boldsymbol{\xi}}_k) e^{-ik_s \hat{\boldsymbol{\xi}}_k \cdot \mathbf{z}} \end{bmatrix}, \quad k = 0, \dots, N-1. \quad (72)$$

Accordingly, the far-field equation (41) takes the discretized form

$$\mathbf{F}^\delta \mathbf{g}_{\mathbf{z}, \mathbf{n}} = \Phi_{\mathbf{z}, \mathbf{n}}^\infty, \quad (73)$$

thus forming the basis for computing GLSM and LSM indicator functionals.

7.1. Fracture indicators

As shown in Fig. 2, the search area i.e. the sampling region is a *cube of side 2* where the featured (GLSM and LSM) indicator functionals are evaluated. The resulting distributions are plotted either in three dimensions, or in the mid-section of the “true” cylindrical fracture (see Fig. 2).

Sampling. In what follows, the search cube $[-1, 1]^3 \subset \mathbb{R}^3$ is probed by a uniform $40 \times 40 \times 40$ grid of sampling points \mathbf{z} , while the unit sphere – spanning possible fracture orientations – is sampled by a 24×6 grid of trial normal directions $\mathbf{n} = \mathbf{R}\mathbf{n}_o$. Accordingly, the fracture indicator map is constructed by solving (73) for a total of $M = 64000 \times 144$ trial pairs (\mathbf{z}, \mathbf{n}) .

GLSM indicator. With reference to (55) and (68)-(73), a discretized version of the GLSM solution vector,

$\mathbf{g}_{\mathbf{z},\mathbf{n}}^{\text{GLSM}}$, is computed by solving the linear system

$$\left(\mathbf{F}^{\delta*}\mathbf{F}^\delta + \alpha_{\mathbf{z},\mathbf{n}}(\mathbf{F}_\#^\delta)^{\frac{1}{2}*}(\mathbf{F}_\#^\delta)^{\frac{1}{2}} + \alpha_{\mathbf{z},\mathbf{n}}\delta I\right)\mathbf{g}_{\mathbf{z},\mathbf{n}}^{\text{GLSM}} = \mathbf{F}^{\delta*}\Phi_{\mathbf{z},\mathbf{n}}^\infty, \quad (74)$$

where $(\cdot)^*$ is the Hermitian operator; $\mathbf{F}_\#^\delta$ is evaluated on the basis of definitions (45) and (46); and, following [3],

$$\alpha_{\mathbf{z},\mathbf{n}} := \frac{\eta_{\mathbf{z},\mathbf{n}}}{\|\mathbf{F}^\delta\| + \delta}. \quad (75)$$

Here $\eta_{\mathbf{z},\mathbf{n}}$ is a regularization parameter of the classical LSM solution (77), computed via the Morozov discrepancy principle [23]. With reference to (66), the GLSM indicator function is then obtained as

$$I^{\mathcal{G}_\#}(z) = \frac{1}{\sqrt{\|(\mathbf{F}_\#^\delta)^{\frac{1}{2}}\mathbf{g}_z^{\text{GLSM}}\|^2 + \delta\|\mathbf{g}_z^{\text{GLSM}}\|^2}}, \quad \mathbf{g}_z^{\text{GLSM}} := \operatorname{argmin}_{\mathbf{g}_{\mathbf{z},\mathbf{n}}^{\text{GLSM}}} \|\mathbf{g}_{\mathbf{z},\mathbf{n}}^{\text{GLSM}}\|_{L^2(\Omega)}^2, \quad \mathbf{n} \in \Omega. \quad (76)$$

LSM indicator. To gain better insight into the effectiveness of the proposed approach, the GLSM reconstruction is compared to a corresponding LSM map. The latter is computed on the basis of a Tikhonov-regularized solution $\mathbf{g}_{\mathbf{z},\mathbf{n}}^{\text{LSM}}$ to (73), namely

$$\mathbf{g}_{\mathbf{z},\mathbf{n}}^{\text{LSM}} := \operatorname{argmin}_{\mathbf{g}_{\mathbf{z},\mathbf{n}}} \left\{ \|\mathbf{F}^\delta\mathbf{g}_{\mathbf{z},\mathbf{n}} - \Phi_{\mathbf{z},\mathbf{n}}^\infty\|_{L^2(\Omega)}^2 + \eta_{\mathbf{z},\mathbf{n}}\|\mathbf{g}_{\mathbf{z},\mathbf{n}}\|_{L^2(\Omega)}^2 \right\}, \quad (77)$$

where the regularization parameter $\eta_{\mathbf{z},\mathbf{n}}$ is obtained by way of Morozov discrepancy principle [23]. On the basis of (77), the LSM indicator functional is constructed following [11] as

$$I^{\mathcal{L}}(z) := \frac{1}{\|\mathbf{g}_z^{\text{LSM}}\|^2}, \quad \mathbf{g}_z^{\text{LSM}} := \operatorname{argmin}_{\mathbf{g}_{\mathbf{z},\mathbf{n}}^{\text{LSM}}} \|\mathbf{g}_{\mathbf{z},\mathbf{n}}^{\text{LSM}}\|_{L^2(\Omega)}^2, \quad \mathbf{n} \in \Omega. \quad (78)$$

7.2. Results

In the sequel, the arclength ($\ell=0.55$) of a “true” cylindrical fracture in its mid-plane, see Fig. 2, is used as a reference length to gauge the illuminating shear wavelength $\lambda_s = 2\pi/k_s$.

Density of the sensing grid. Taking $\lambda_s/\ell = 0.7$, Fig. 3 illustrates the sensitivity of the GLSM indicator (76) to the spatial density of sensory data, given by $N_\theta \times N_\phi$ incident/observation directions over the unit sphere. This is done by gradual downsampling of the default 50×25 sensing grid. From the panels, it is apparent that for satisfactory geometric reconstruction, the sensing grid should carry at least 100 test directions over Ω . In what follows, the (full-aperture) reconstructions are implemented using a 50×25 grid.

Sensitivity to measurement noise. Assuming full-aperture illumination and sensing, the GLSM and LSM indicators are next compared in terms of their robustness against noise in the far-field data. With reference to (70), the levels of “white” noise used to contaminate the boundary integral simulations of the forward scattering problem are taken $\delta = \|\mathbf{N}_\epsilon \mathbf{F}\| \in \{0, 0.1, 0.2\}\|\mathbf{F}\|$. On focusing the comparison on the mid-section Π of a “true” fracture, the results are shown in Figs. 4, 5, and 6 assuming the illuminating wavelengths of $\lambda_s/\ell = 1.3, 0.7$, and 0.3 , respectively. Note that $\delta\% := \delta/\|\mathbf{F}\|$. As can be seen from the display, the GLSM indicator (76) inherits the superior localization ability of its LSM predecessor (78), while carrying far greater robustness to noise in the sensory data.

Effect of the sensing aperture. The ramifications of an incomplete aperture on the quality of fracture reconstruction are illustrated in Figs. 7 and 8, where only the “upper” half of Ω in Fig. 2 is available for the purposes of illumination and observation. More specifically, Figs. 7 and 8 depict the GLSM and LSM fields in the mid-section of Γ at “long” ($\lambda_s/\ell = 1.3$) and “short” ($\lambda_s/\ell = 0.3$) excitation wavelengths, respectively, constructed from the half-aperture sensory data. While the loss of resolution in both GLSM and LSM maps is clear relative to Figs. 4 and 6, it is noted that (for the problem under consideration) the GLSM indicator

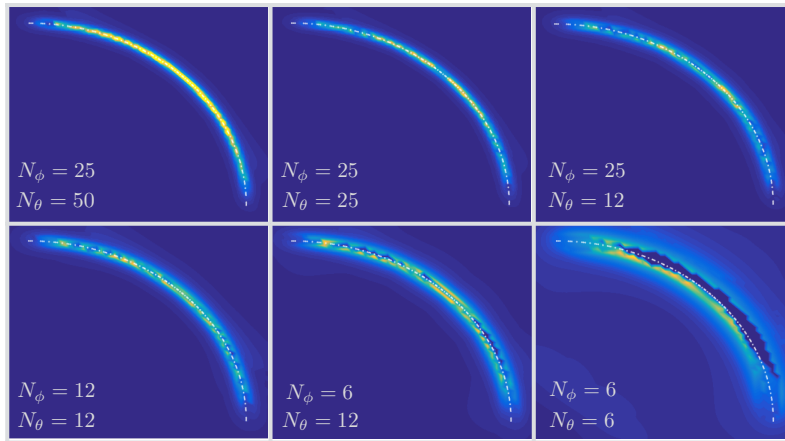


Figure 3. Full-aperture GLSM reconstruction of a cylindrical fracture in its mid-section, Π , for $\lambda_s/\ell = 0.7$: effect of density of the $N_\theta \times N_\phi$ sensing grid of illumination/observation directions spanning the unit sphere.

offers far better robustness to noise, providing acceptable reconstruction of Γ for δ as high as $0.1\|\mathbf{F}\|$.

3D reconstruction. For completeness, Fig. 9 illustrates the full-aperture GLSM reconstruction of Γ inside the sampling region $[-1, 1]^3$, assuming $\lambda_s/\ell = 1.3$ and $\delta\% = 10$ (top panels) and $\lambda_s/\ell = 0.7$ and $\delta\% = 5$ (bottom panels). For clarity, the indicator maps are thresholded by 10%, i.e. only the sampling points whose $I^{\mathcal{G}_*}(\mathbf{z})$ values are higher than ten percent of the global maximum value are shown (left panels). Then, a scattered interpolant is constructed based on thus obtained 3D cloud of points, giving an optimal reconstruction of the fracture surface. The latter is generated by (i) projecting the thresholded GLSM map onto a reference plane (the $X - Y$ plane in this example), and (ii) defining a suitable grid of points covering the projected area. This forms the sought-for input for the scattered interpolant providing a 3D reconstruction of the fracture interface, as shown in the middle panels of Fig. 9. Due in part to a scattered nature of the interpolant, thus obtained fracture surface will suffer from some artificial roughness – that depends for example on the density of sampling points and an ad-hoc thresholding parameter. This issue may be mitigated by implementing a suitable spatial (e.g. moving average) filter, as shown in the right panels of Fig. 9.

8. Conclusions

The Generalized Linear Sampling Method (GLSM) combined with the F_{\dagger} -factorization technique form a fast, yet robust, platform for the geometric reconstruction of heterogeneous (and dissipative) discontinuity surfaces from scattered wavefield data. It is illustrated that the GLSM indicator possesses little sensitivity to (the reasonable levels of) measurement noise – that is comparable to the robustness of TS, while inheriting the top-tier localization property of the classical LSM, which guarantees a high-quality geometric characterization of the fracture – notwithstanding the frequency regime of excitation and the unknown (generally heterogeneous) interfacial stiffness \mathbf{K} . Such attributes carries a remarkable potential for developing a GLSM-based hybrid approach for not only geometric reconstruction of hidden fractures, but also identification of their interfacial condition (e.g. retrieval of \mathbf{K} in the present work) from scattered field data. Furthermore, this approach may be naturally and rigorously extended to other sensing configurations and to more sophisticated background-domain geometries. It should also be noted that the analysis in this study does not require the fracture surface to be *connected*, so one should be able to use the GLSM for simultaneous imaging of multiple fractures in the medium.

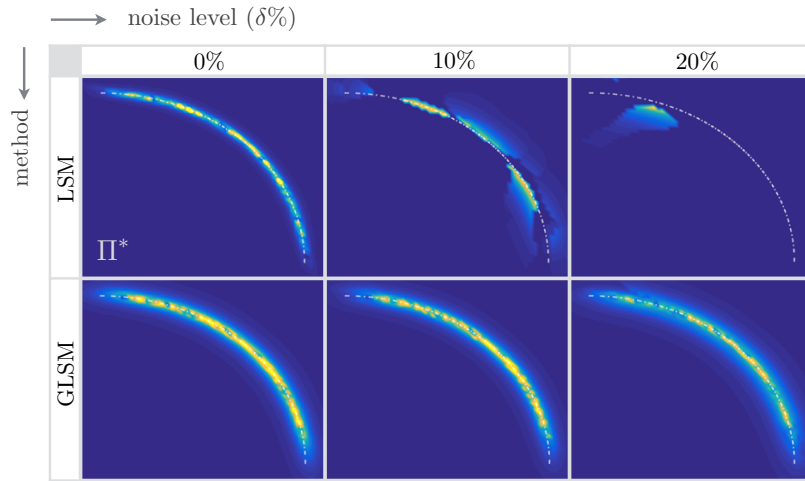


Figure 4. Sensitivity to measurement noise for $\lambda_s/\ell = 1.3$: Full-aperture reconstruction of a cylindrical fracture, mid-section Π , by the LSM indicator (top panels) and its GLSM counterpart (bottom panels).

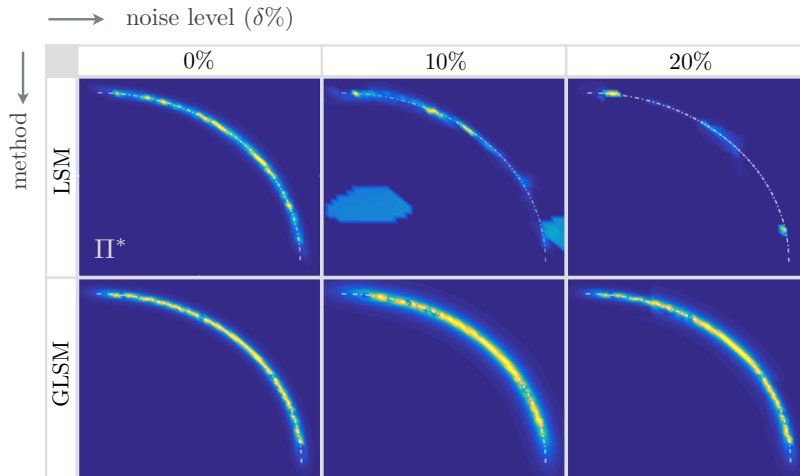


Figure 5. Sensitivity to measurement noise for $\lambda_s/\ell = 0.7$: Full-aperture reconstruction of a cylindrical fracture, mid-section Π , by the LSM indicator (top panels) and its GLSM counterpart (bottom panels).

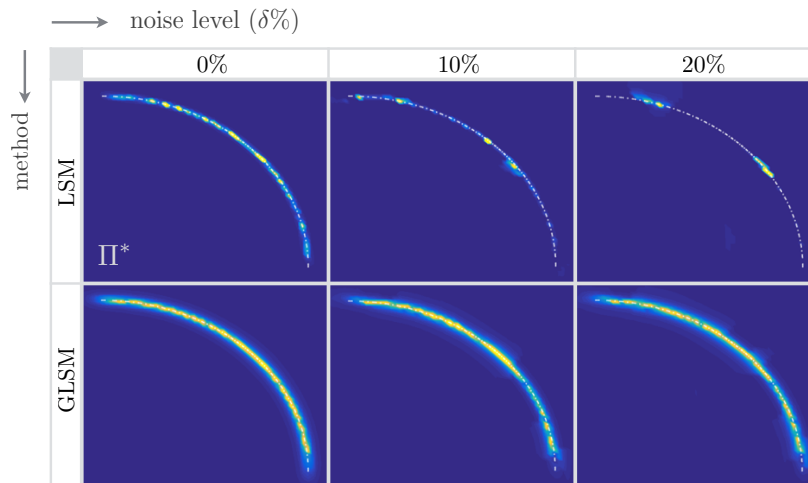


Figure 6. Sensitivity to measurement noise for $\lambda_s/\ell = 0.3$: Full-aperture reconstruction of a cylindrical fracture, mid-section Π , by the LSM indicator (top panels) and its GLSM counterpart (bottom panels).

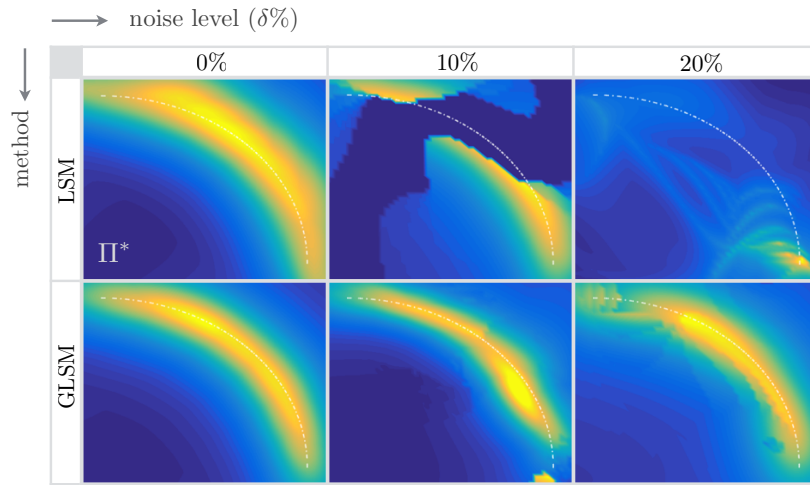


Figure 7. Half-aperture reconstruction of a cylindrical fracture, mid-section Π , for $\lambda_s/\ell = 1.3$: sensitivity of the LSM indicator (top panels) and its GLSM counterpart (bottom panels) to noise in the measurements.

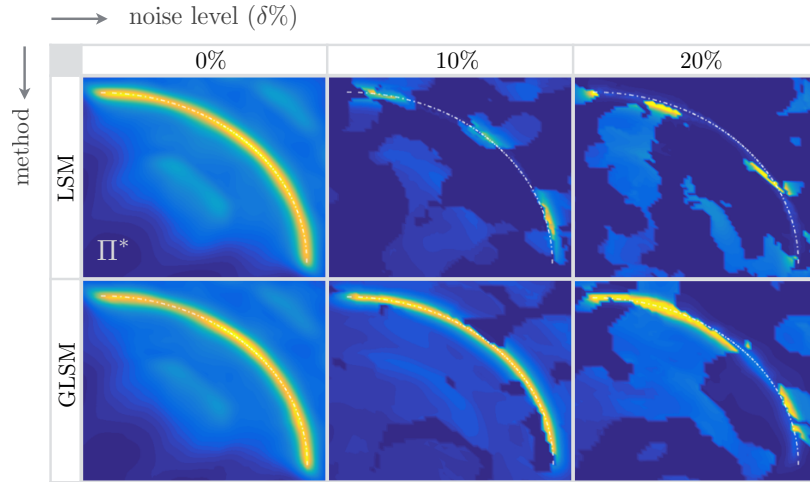


Figure 8. Half-aperture reconstruction of a cylindrical fracture, mid-section Π , for $\lambda_s/\ell = 0.3$: sensitivity of the LSM indicator (top panels) and its GLSM counterpart (bottom panels) to noise in the measurements.

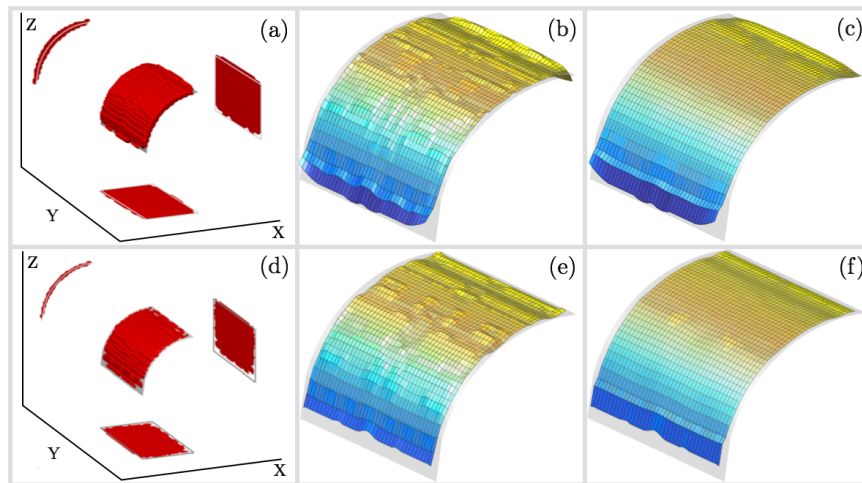


Figure 9. Full-aperture 3D GLSM reconstruction for $\{\lambda_s/\ell = 1.3, \delta\% = 0.1\}$ (top) and $\{\lambda_s/\ell = 0.7, \delta\% = 0.05\}$ (bottom): GLSM indicator (76) thresholded at 10% (left), fracture surface as reconstructed from the 3D cloud of points (middle), and fracture reconstruction after the application of a mean filter (right).

9. Acknowledgements

The second author kindly acknowledges the support provided by the National Science Foundation (Grant #1536110) and the University of Minnesota Supercomputing Institute.

Appendix A. Proof of equation (13)

As shown in [24], the irrotational (\mathbf{u}_p) and solenoidal (\mathbf{u}_s) parts of a radiating wavefield $\mathbf{u} = \mathbf{u}_\varphi$ solving (9) exhibit the following asymptotic behavior as $r := |\boldsymbol{\xi}| \rightarrow \infty$:

$$\begin{aligned} \frac{\partial \mathbf{u}_p}{\partial r} - ik_p \mathbf{u}_p &= O(r^{-2}), & \mathbf{u}_p &= O(r^{-1}), \\ \frac{\partial \mathbf{u}_s}{\partial r} - ik_s \mathbf{u}_s &= O(r^{-2}), & \mathbf{u}_s &= O(r^{-1}), \\ \hat{\boldsymbol{\xi}} \cdot \mathbf{C} : \nabla \mathbf{u}_p - ik_p(\lambda + 2\mu) \mathbf{u}_p &= O(r^{-2}), & \hat{\boldsymbol{\xi}} \cdot \mathbf{C} : \nabla \mathbf{u}_s - ik_s \mu \mathbf{u}_s &= O(r^{-2}), & \mathbf{u}_p \cdot \bar{\mathbf{u}}_s &= O(r^{-3}) \end{aligned} \quad (\text{A.1})$$

For brevity, an auxiliary decomposition $\mathbf{t} = \hat{\boldsymbol{\xi}} \cdot \mathbf{C} : \nabla \mathbf{u} = \mathbf{t}^p + \mathbf{t}^s$ is adopted in the sequel, where $\mathbf{t}^p = \hat{\boldsymbol{\xi}} \cdot \mathbf{C} : \nabla \mathbf{u}_p$ and $\mathbf{t}^s = \hat{\boldsymbol{\xi}} \cdot \mathbf{C} : \nabla \mathbf{u}_s$. In this setting, one finds that

$$\begin{aligned} \Im \lim_{r \rightarrow \infty} \int_{\partial B_r} \bar{\mathbf{u}} \cdot \mathbf{t} \, dS_{\boldsymbol{\xi}} &= \frac{1}{2i} \lim_{r \rightarrow \infty} \int_{\partial B_r} \left\{ (\bar{\mathbf{u}}_p + \bar{\mathbf{u}}_s) \cdot (\mathbf{t}^p + \mathbf{t}^s) - (\mathbf{u}_p + \mathbf{u}_s) \cdot (\bar{\mathbf{t}}^p + \bar{\mathbf{t}}^s) \right\} dS_{\boldsymbol{\xi}} \\ &= \lim_{r \rightarrow \infty} \int_{\partial B_r} \left\{ k_p(\lambda + 2\mu) (|\mathbf{u}_p|^2 + \Re(\mathbf{u}_p \cdot \bar{\mathbf{u}}_s)) + k_s \mu (|\mathbf{u}_s|^2 + \Re(\mathbf{u}_p \cdot \bar{\mathbf{u}}_s)) \right\} dS_{\boldsymbol{\xi}}, \\ &= \lim_{r \rightarrow \infty} \int_{\partial B_r} \left\{ k_p(\lambda + 2\mu) |\mathbf{u}_p|^2 + k_s \mu |\mathbf{u}_s|^2 \right\} dS_{\boldsymbol{\xi}}, \end{aligned} \quad (\text{A.2})$$

which completes the proof.

Appendix B. Elastodynamic fundamental stress tensor

In dyadic notation, the elastodynamic fundamental stress tensor [e.g. 1] can be written as

$$\boldsymbol{\Sigma}(\mathbf{x}, \mathbf{y}) = \Sigma_{ij}^{\ell}(\mathbf{x}, \mathbf{y}) \mathbf{e}_i \otimes \mathbf{e}_j \otimes \mathbf{e}_{\ell}, \quad \mathbf{x}, \mathbf{y} \in \mathbb{R}^3, \quad \mathbf{x} \neq \mathbf{y} \quad (\text{B.1})$$

signifying the Cauchy stress tensor at \mathbf{x} due to point force \mathbf{e}_{ℓ} acting at \mathbf{y} , where

$$\Sigma_{ij}^{\ell}(\mathbf{x}, \mathbf{y}) = \frac{\lambda}{\lambda + 2\mu} [G(k_p r)]_{,i} \delta_{ij} - \frac{2}{k_s^2} [G(k_p r) - G(k_s r)]_{,ij\ell} + [G(k_s r)]_{,i} \delta_{j\ell} + [G(k_s r)]_{,j} \delta_{i\ell} \quad (\text{B.2})$$

and

$$r = |\mathbf{x} - \mathbf{y}|, \quad G(kr) := \frac{e^{ikr}}{4\pi r}, \quad [f]_{,i} := \frac{\partial f}{\partial x_i}.$$

As shown in [1], the far-field approximation of (B.2) as $|\mathbf{x}| \rightarrow \infty$ reads

$$\Sigma_{ij}^{\ell, \infty}(\mathbf{x}, \mathbf{y}) = \Sigma_{ij}^{\ell, p}(\mathbf{x}, \mathbf{y}) + \Sigma_{ij}^{\ell, s}(\mathbf{x}, \mathbf{y}), \quad (\text{B.3})$$

where

$$\begin{aligned} \Sigma_{ij}^{\ell, p}(\mathbf{x}, \mathbf{y}) &= ik_p A_{ij\ell}^p \frac{e^{ik_p |\mathbf{x}|}}{4\pi |\mathbf{x}|} e^{-ik_p \hat{\mathbf{x}} \cdot \mathbf{y}}, & A_{ij\ell}^p &= \left[\frac{2\mu}{\lambda + 2\mu} \hat{x}_i \hat{x}_j + \frac{\lambda}{\lambda + 2\mu} \delta_{ij} \right] \hat{x}_{\ell}, \\ \Sigma_{ij}^{\ell, s}(\mathbf{x}, \mathbf{y}) &= ik_s A_{ij\ell}^s \frac{e^{ik_s |\mathbf{x}|}}{4\pi |\mathbf{x}|} e^{-ik_s \hat{\mathbf{x}} \cdot \mathbf{y}}, & A_{ij\ell}^s &= \delta_{i\ell} \hat{x}_j + \delta_{j\ell} \hat{x}_i - 2\hat{x}_i \hat{x}_j \hat{x}_{\ell}. \end{aligned} \quad (\text{B.4})$$

Appendix C. Proof of Lemma 4.1

Consider the orthonormal bases $(\mathbf{e}_1 := \hat{\boldsymbol{\xi}}, \mathbf{e}_2, \mathbf{e}_3)$ and $(\mathbf{h}_1 := \mathbf{d}, \mathbf{h}_2, \mathbf{h}_3)$, where $\hat{\boldsymbol{\xi}}$ and \mathbf{d} denote respectively the directions of observation and plane-wave incidence. On representing the far-field pattern $\mathbf{v}_q^\infty = \mathbf{v}_{q_p}^\infty \oplus \mathbf{v}_{q_s}^\infty$ (resp. the polarization vector $\mathbf{q} = \mathbf{q}_p \oplus \mathbf{q}_s$) in the \mathbf{e} - (resp. \mathbf{h} -) basis, definition (23) of the far-field kernel $\mathbf{W}^\infty(\mathbf{d}, \hat{\boldsymbol{\xi}})$ can be written in matrix form as

$$\mathbf{v}_q^\infty(\mathbf{d}, \hat{\boldsymbol{\xi}}) = \begin{bmatrix} \mathbf{v}_{q_p}^\infty \cdot \mathbf{e}_1 \\ 0 \\ 0 \\ 0 \\ \mathbf{v}_{q_s}^\infty \cdot \mathbf{e}_2 \\ \mathbf{v}_{q_s}^\infty \cdot \mathbf{e}_3 \end{bmatrix} = \begin{bmatrix} W_{11}^\infty(\mathbf{d}, \hat{\boldsymbol{\xi}}) & 0 & 0 & 0 & W_{12}^\infty(\mathbf{d}, \hat{\boldsymbol{\xi}}) & W_{13}^\infty(\mathbf{d}, \hat{\boldsymbol{\xi}}) \\ 0 & 0 & 0 & 0 & 0 & 0 \\ 0 & 0 & 0 & 0 & 0 & 0 \\ 0 & 0 & 0 & 0 & 0 & 0 \\ 0 & 0 & 0 & 0 & 0 & 0 \\ W_{21}^\infty(\mathbf{d}, \hat{\boldsymbol{\xi}}) & 0 & 0 & 0 & W_{22}^\infty(\mathbf{d}, \hat{\boldsymbol{\xi}}) & W_{23}^\infty(\mathbf{d}, \hat{\boldsymbol{\xi}}) \\ W_{31}^\infty(\mathbf{d}, \hat{\boldsymbol{\xi}}) & 0 & 0 & 0 & W_{32}^\infty(\mathbf{d}, \hat{\boldsymbol{\xi}}) & W_{33}^\infty(\mathbf{d}, \hat{\boldsymbol{\xi}}) \end{bmatrix} \begin{bmatrix} \mathbf{q}_p \cdot \mathbf{h}_1 \\ 0 \\ 0 \\ 0 \\ \mathbf{q}_s \cdot \mathbf{h}_2 \\ \mathbf{q}_s \cdot \mathbf{h}_3 \end{bmatrix}. \quad (\text{C.1})$$

In this setting, the reciprocity statement (25) can be rewritten as

$$W_{ij}^\infty(\mathbf{d}, \hat{\boldsymbol{\xi}}) = W_{ji}^\infty(-\hat{\boldsymbol{\xi}}, -\mathbf{d}), \quad i, j = 1, 2, 3. \quad (\text{C.2})$$

This section aims to extend Lemma 1 in [15] to cater for the scattering problem (2)-(6) with its particular boundary condition, (4), at the fracture interface Γ . With such result in place, the distilled reciprocity claim (C.2) follows immediately as a consequence of Theorem 1 and its corollaries in [15]. To this end, consider two distinct *total fields*

$$\boldsymbol{\psi}_1 = \mathbf{u}_1^f + \mathbf{v}_1, \quad \boldsymbol{\psi}_2 = \mathbf{u}_2^f + \mathbf{v}_2,$$

where $\mathbf{v}_j \in H_{\text{loc}}^1(\mathbb{R}^3 \setminus \Gamma)^3$ satisfies (2)-(6) with $\mathbf{u}^f = \mathbf{u}_j^f$ ($j=1, 2$). On adopting Twersky's notation [34]

$$\{\boldsymbol{\psi}_1, \boldsymbol{\psi}_2\}_S := \int_S \{\boldsymbol{\psi}_1 \cdot \mathbf{t}(\boldsymbol{\psi}_2) - \boldsymbol{\psi}_2 \cdot \mathbf{t}(\boldsymbol{\psi}_1)\} \, dS_\xi,$$

Lemma 1 in [15] states that $\{\boldsymbol{\psi}_1, \boldsymbol{\psi}_2\}_{\partial B_R} = 0$, where B_R is a ball of radius R sufficiently large so that $\Gamma \subset B_R$. By substituting the Navier equation

$$\nabla(\mathbf{C} : \nabla \boldsymbol{\psi}_j) + \rho \omega^2 \boldsymbol{\psi}_j = \mathbf{0} \quad \text{in } \mathbb{R}^3 \setminus \Gamma, \quad j = 1, 2$$

into Betti's third formula [24] written for domain $B_R \setminus \Gamma$, one finds that

$$\{\boldsymbol{\psi}_1, \boldsymbol{\psi}_2\}_{\partial B_R \cup \Gamma} = \int_{B_R \setminus \Gamma} \left\{ \boldsymbol{\psi}_1 \cdot [\nabla \cdot (\mathbf{C} : \nabla \boldsymbol{\psi}_2)] - \boldsymbol{\psi}_2 \cdot [\nabla \cdot (\mathbf{C} : \nabla \boldsymbol{\psi}_1)] \right\} \, dS_\xi = 0 \quad (\text{C.3})$$

where, thanks to the jump condition on Γ in (2) and contact law (4), one has

$$\begin{aligned} \{\boldsymbol{\psi}_1, \boldsymbol{\psi}_2\}_\Gamma &= \int_\Gamma \{ \llbracket \boldsymbol{\psi}_1 \rrbracket \cdot \mathbf{t}(\boldsymbol{\psi}_2) - \llbracket \boldsymbol{\psi}_2 \rrbracket \cdot \mathbf{t}(\boldsymbol{\psi}_1) \} \, dS_\xi \\ &= \int_\Gamma \left\{ \llbracket \boldsymbol{\psi}_1 \rrbracket \cdot \mathbf{K} \cdot \llbracket \boldsymbol{\psi}_2 \rrbracket - \llbracket \boldsymbol{\psi}_2 \rrbracket \cdot \mathbf{K} \cdot \llbracket \boldsymbol{\psi}_1 \rrbracket \right\} \, dS_\xi. \end{aligned} \quad (\text{C.4})$$

Due to symmetry of \mathbf{K} , one has $\{\boldsymbol{\psi}_1, \boldsymbol{\psi}_2\}_\Gamma = 0$ and consequently $\{\boldsymbol{\psi}_1, \boldsymbol{\psi}_2\}_{\partial B_R} = 0$ thanks to (C.3). \blacksquare

Appendix D. Proof of Lemma 5.1

With reference to the Herglotz operator $\mathcal{H}: L^2(\Omega)^3 \rightarrow H^{-1/2}(\Gamma)^3$ given by (26) and a fracture opening displacement (FOD) profile $\mathbf{a} \in \tilde{H}^{1/2}(\Gamma)$, consider the duality product

$$\langle \mathcal{H}(\mathbf{g}), \mathbf{a} \rangle = \int_{\Gamma} \bar{\mathbf{a}} \cdot \mathbf{t}(\mathbf{u}_{\mathbf{g}}) \, dS_{\mathbf{y}}. \quad (\text{D.1})$$

Thanks to (18) and the linearity of \mathbf{t} , the right-hand side of (D.1) can be recast as

$$\begin{aligned} \int_{\Gamma} \bar{\mathbf{a}} \cdot \mathbf{t}(\mathbf{u}_{\mathbf{g}}) \, dS_{\mathbf{y}} &= \int_{\Omega} \int_{\Gamma} \bar{\mathbf{a}}(\mathbf{y}) \cdot \mathbf{t}(\mathbf{g}(\mathbf{d}) \cdot (\mathbf{d} \otimes \mathbf{d}) e^{ik_p \mathbf{d} \cdot \mathbf{y}}) \, dS_{\mathbf{y}} \, dS_{\mathbf{d}} \\ &\oplus \int_{\Omega} \int_{\Gamma} \bar{\mathbf{a}}(\mathbf{y}) \cdot \mathbf{t}(\mathbf{g}(\mathbf{d}) \cdot (\mathbf{I} - \mathbf{d} \otimes \mathbf{d}) e^{ik_s \mathbf{d} \cdot \mathbf{y}}) \, dS_{\mathbf{y}} \, dS_{\mathbf{d}}. \end{aligned}$$

On recalling that for arbitrary smooth surface S

$$\mathbf{t}(\mathbf{u}) = \mathbf{n} \cdot \mathbf{C} : \nabla \mathbf{u} = \lambda \mathbf{n} \nabla \cdot \mathbf{u} + 2\mu \mathbf{n} \cdot \nabla \mathbf{u} + \mu \mathbf{n} \times \nabla \times \mathbf{u} \quad \text{on } S$$

where \mathbf{C} is given by (3) and \mathbf{n} is the unit normal on S , one finds that

$$\begin{aligned} \bar{\mathbf{a}} \cdot \mathbf{t}(\mathbf{g}(\mathbf{d}) \cdot (\mathbf{d} \otimes \mathbf{d}) e^{ik_p \mathbf{d} \cdot \mathbf{y}}) &= \overline{\mathbf{g}(\mathbf{d}) \cdot (-ik_p) e^{-ik_p \mathbf{d} \cdot \mathbf{y}} \left\{ 2\mu(\mathbf{a} \cdot \mathbf{d})(\mathbf{n} \cdot \mathbf{d}) + \lambda(\mathbf{a} \cdot \mathbf{n}) \right\} \mathbf{d}}, \\ \bar{\mathbf{a}} \cdot \mathbf{t}(\mathbf{g}(\mathbf{d}) \cdot (\mathbf{I} - \mathbf{d} \otimes \mathbf{d}) e^{ik_s \mathbf{d} \cdot \mathbf{y}}) &= \overline{\mathbf{g}(\mathbf{d}) \cdot (-ik_s) e^{-ik_s \mathbf{d} \cdot \mathbf{y}} \mathbf{d} \times \left\{ \mu(\mathbf{a} \cdot \mathbf{d})(\mathbf{n} \times \mathbf{d}) + \mu(\mathbf{n} \cdot \mathbf{d})(\mathbf{a} \times \mathbf{d}) \right\}}. \end{aligned}$$

As a result,

$$\begin{aligned} \int_{\Gamma} \bar{\mathbf{a}} \cdot \mathbf{t}(\mathbf{u}_{\mathbf{g}}) \, dS_{\mathbf{y}} &= \int_{\Omega} \overline{\mathbf{g}(\mathbf{d}) \cdot (-ik_p) \mathbf{d} \int_{\Gamma} \left\{ \lambda(\mathbf{a} \cdot \mathbf{n}) + 2\mu(\mathbf{n} \cdot \mathbf{d})(\mathbf{a} \cdot \mathbf{d}) \right\} e^{-ik_p \mathbf{d} \cdot \mathbf{y}} \, dS_{\mathbf{y}} \, dS_{\mathbf{d}}} \oplus \\ &\int_{\Omega} \overline{\mathbf{g}(\mathbf{d}) \cdot (-ik_s) \mathbf{d} \times \int_{\Gamma} \left\{ \mu(\mathbf{a} \times \mathbf{d})(\mathbf{n} \cdot \mathbf{d}) + \mu(\mathbf{n} \times \mathbf{d})(\mathbf{a} \cdot \mathbf{d}) \right\} e^{-ik_s \mathbf{d} \cdot \mathbf{y}} \, dS_{\mathbf{y}} \, dS_{\mathbf{d}}}. \end{aligned}$$

By virtue of (16) and (20) which verify $\langle \mathbf{g}, \mathbf{v}^{\infty} \rangle = \langle \mathbf{g}_p, \mathbf{v}_p^{\infty} \rangle \oplus \langle \mathbf{g}_s, \mathbf{v}_s^{\infty} \rangle$, one finds that

$$\langle \mathcal{H}(\mathbf{g}), \mathbf{a} \rangle = \langle \mathbf{g}, \mathcal{H}^*(\mathbf{a}) \rangle$$

which establishes (28). ■

Appendix E. Proofs of Theorem 6.7 and Theorem 6.9

Proof of Theorem 5.7. Consider the following:

- Let $\Phi_L^{\infty} \in \text{Range}(\mathcal{H}^*)$. By definition, $\exists \psi \in \overline{\text{Range}(T)}$ such that $\mathcal{H}^* \psi = \Phi_L^{\infty}$. Then, by recalling the continuity of T^{-1} (Lemma 5.6) and the range denseness of \mathcal{H} (Lemma 5.2), one may find $\mathbf{g}_o \in L^2(\Omega)^3$ for every $\alpha > 0$ such that $\|\mathcal{H} \mathbf{g}_o - T^{-1} \psi\|^2 < \alpha$. Now, let us observe that

i) by the continuity of $\mathcal{G} = \mathcal{H}^* T$ (Lemma 6.5), one has

$$\|F \mathbf{g}_o - \Phi_L^{\infty}\|^2 \leq \alpha \|\mathcal{G}\|^2;$$

ii) the boundedness i.e. continuity of \mathfrak{T} (see Lemma 5.4 and (48)) implies that

$$\|(\mathbf{g}_o, B \mathbf{g}_o)\| \leq \|\mathfrak{T}\| \|\mathcal{H} \mathbf{g}_o\|^2 < 2 \|\mathfrak{T}\| (\alpha + \|T^{-1} \psi\|^2);$$

iii) thanks to the definitions of $j_\alpha(\Phi_L^\infty)$ and \mathbf{g}_α^L , one has

$$\mathfrak{J}_\alpha(\Phi_L^\infty; \mathbf{g}_\alpha^L) - \mu\alpha \leq j_\alpha(\Phi_L^\infty) \leq \|F\mathbf{g}_\circ - \Phi_L^\infty\|^2 + \alpha|(g_\circ, Bg_\circ)|.$$

As a result, it immediately follows that

$$\alpha|(g_\alpha^L, Bg_\alpha^L)| \leq \mathfrak{J}_\alpha(\Phi_L^\infty; \mathbf{g}_\alpha^L) \leq \mu\alpha + \alpha\|\mathcal{G}\|^2 + 2\alpha\|\mathfrak{T}\|(\alpha + \|T^{-1}\psi\|^2), \quad (\text{E.1})$$

whereby $\limsup_{\alpha \rightarrow 0} |(g_\alpha^L, Bg_\alpha^L)| < \infty$ which implies $\liminf_{\alpha \rightarrow 0} |(g_\alpha^L, Bg_\alpha^L)| < \infty$.

- Next, let $\Phi_L^\infty \notin \text{Range}(\mathcal{H}^*)$. Let us by contradiction assume that $\liminf_{\alpha \rightarrow 0} |(g_\alpha^L, Bg_\alpha^L)| < \infty$; then, for some constant $c > 0$ independent of α , one has $|(g_\alpha^L, Bg_\alpha^L)| < c$ for an extracted subsequence of \mathbf{g}_α^L . The coercivity of \mathfrak{T} then implies that $\mathcal{H}\mathbf{g}_\alpha^L$ is also bounded. As $H^{-1/2}(\Gamma)^3$ is reflexive, one may suppose that up to an extracted subsequence, $\mathcal{H}\mathbf{g}_\alpha^L$ weakly converges to some $T^{-1}\psi \in H^{-1/2}(\Gamma)^3$. In fact, $T^{-1}\psi \in \overline{\text{Range}(\mathcal{H})}$ since the latter set is convex. Now, since \mathcal{G} is compact, $\mathcal{G}\mathcal{H}\mathbf{g}_\alpha^L$ strongly converges to $\mathcal{G}T^{-1}\psi = \mathcal{H}^*\psi$ as $\alpha \rightarrow 0$. Recalling the definition of $\mathfrak{J}_\alpha(\Phi_L^\infty; \mathbf{g}_\alpha^L)$ and the fact that $j_\alpha(\Phi_L^\infty) \rightarrow 0$ as $\alpha \rightarrow 0$ thanks to the range denseness of F , one may observe that $\|F\mathbf{g}_\alpha^L - \Phi_L^\infty\|^2 \leq \mathfrak{J}_\alpha(\Phi_L^\infty; \mathbf{g}_\alpha^L) \leq j_\alpha(\Phi_L^\infty) + \mu\alpha \rightarrow 0$ as $\alpha \rightarrow 0$. Thus, $\mathcal{H}^*\psi = \Phi_L^\infty$ which is a contradiction. Accordingly, $\Phi_L^\infty \notin \text{Range}(\mathcal{H}^*)$ necessitates $\liminf_{\alpha \rightarrow 0} |(g_\alpha^L, Bg_\alpha^L)| = \infty$ which in turn implies $\limsup_{\alpha \rightarrow 0} |(g_\alpha^L, Bg_\alpha^L)| = \infty$. ■

Proof of Theorem 5.9. The logic of this proof follows that of Theorem 6.7, and entails the following steps.

- Let $\Phi_L^\infty \in \text{Range}(\mathcal{H}^*)$ so that $\mathcal{H}^*\psi = \Phi_L^\infty$ for some $\psi \in \overline{\text{Range}(T)}$. Define for every $\alpha > 0$ independent of δ , density $\mathbf{g}_\circ \in L^2(\Omega)^3$ such that $\|\mathcal{H}\mathbf{g}_\circ - T^{-1}\psi\|^2 < \alpha$, and set $\delta > 0$ sufficiently small so that

$$\delta\{2\alpha\|\mathbf{g}_\circ\|^2 + \delta\|\mathbf{g}_\circ\|^2 + 2\|F\mathbf{g}_\circ - \Phi_L^\infty\|\|\mathbf{g}_\circ\|\} \leq \alpha.$$

With reference to (64), one finds

$$\mathfrak{J}_\alpha^\delta(\Phi_L^\infty; \mathbf{g}_{\alpha,\delta}^L) \leq \mathfrak{J}_\alpha^\delta(\Phi_L^\infty; \mathbf{g}_\circ) \leq \mathfrak{J}_\alpha(\Phi_L^\infty; \mathbf{g}_\circ) + \alpha. \quad (\text{E.2})$$

On recalling the bound in (E.1) on \mathfrak{J}_α , this yields

$$\alpha(|(g_{\alpha,\delta}^L, B^\delta g_{\alpha,\delta}^L)| + \delta\|g_{\alpha,\delta}^L\|^2) \leq \mathfrak{J}_\alpha^\delta(\Phi_L^\infty; \mathbf{g}_{\alpha,\delta}^L) \leq (\mu+1)\alpha + \alpha\|\mathcal{G}\|^2 + 2\alpha\|\mathfrak{T}\|(\alpha + \|T^{-1}\psi\|^2),$$

which guarantees that $\limsup_{\alpha \rightarrow 0} \limsup_{\delta \rightarrow 0} (|(g_{\alpha,\delta}^L, B^\delta g_{\alpha,\delta}^L)| + \delta\|g_{\alpha,\delta}^L\|^2) < \infty$.

- Let $\Phi_L^\infty \notin \text{Range}(\mathcal{H}^*)$, and assume to the contrary that $\liminf_{\alpha \rightarrow 0} \liminf_{\delta \rightarrow 0} (|(g_{\alpha,\delta}^L, B^\delta g_{\alpha,\delta}^L)| + \delta\|g_{\alpha,\delta}^L\|^2) < \infty$. Using the coercivity of \mathfrak{T} and triangle inequality, one finds

$$c\|\mathcal{H}\mathbf{g}_{\alpha,\delta}^L\|^2 \leq |(g_{\alpha,\delta}^L, Bg_{\alpha,\delta}^L)| \leq |(g_{\alpha,\delta}^L, B^\delta g_{\alpha,\delta}^L)| + \delta\|g_{\alpha,\delta}^L\|^2,$$

whereby $\limsup_{\alpha \rightarrow 0} \limsup_{\delta \rightarrow 0} \|\mathcal{H}\mathbf{g}_{\alpha,\delta}^L\|^2 < \infty$. Then, there exists a subsequence $(\alpha', \delta(\alpha') < \alpha')$ such that $\alpha' \rightarrow 0$ and $\|\mathcal{H}\mathbf{g}_{\alpha',\delta(\alpha')}^L\|^2$ is bounded independently from α' . In light of Lemma 6.8, one may design this subsequence such that $\mathfrak{J}_{\alpha'}^{\delta(\alpha')}(\Phi_L^\infty; \mathbf{g}_{\alpha',\delta(\alpha')}^L) \rightarrow 0$ as $\alpha' \rightarrow 0$, and thus $\|F^\delta \mathbf{g}_{\alpha',\delta(\alpha')}^L - \Phi_L^\infty\| \rightarrow 0$ as $\alpha' \rightarrow 0$. The compactness of \mathcal{H}^* and boundedness of \mathfrak{T} imply that a subsequence of $\mathcal{H}^*\mathfrak{T}\mathcal{H}\mathbf{g}_{\alpha',\delta(\alpha')}^L$ converges to some $\mathcal{H}^*\psi$ in $L^2(\Omega)^3$. The uniqueness of this limit implies that $\mathcal{H}^*\psi = \Phi_L^\infty$, which is a contradiction. ■

References

- [1] J.D. Achenbach. *Reciprocity in Elastodynamics*. North-Holland, Amsterdam, 1984.
- [2] L. Audibert. *Qualitative methods for heterogeneous media*. PhD thesis, Ecole Doctorale Polytechnique, 2015.
- [3] L. Audibert and H. Haddar. A generalized formulation of the linear sampling method with exact characterization of targets in terms of farfield measurements. *Inverse Problems*, 30:035011, 2014.
- [4] G. I. Barenblatt. *Scaling (Cambridge texts in applied mathematics)*. Cambridge University Press, Cambridge, UK, 2003.
- [5] C. Bellis and M. Bonnet. Qualitative identification of cracks using 3d transient elastodynamic topological derivative: formulation and fe implementation. *Comput. methods Appl. Mech. Engrg*, 253:89–105, 2013.
- [6] M Bonnet. *Boundary integral equations methods for solids and fluids*. Wiley, 1999.
- [7] M. Bonnet. Fast identification of cracks using higher-order topological sensitivity for 2-d potential problems. *Eng. Anal. Bound. Elem.*, 35:223–235, 2011.
- [8] Y. Boukari and H. Haddar. The factorization method applied to cracks with impedance boundary conditions. *Inverse Probl Imag*, 7:1123–1138, 2013.
- [9] L Bourgeois and E Lunville. On the use of the linear sampling method to identify cracks in elastic waveguides. *Inverse Problems*, 29(2):025017, 2013.
- [10] James H. Bramble and Joseph E. Pasciak. A note on the existence and uniqueness of solutions of frequency domain elastic wave problems: a priori estimates in \mathbf{H}^1 . *J. Math. Anal. Appl.*, 345(1):396–404, 2008.
- [11] F. Cakoni and D. Colton. The linear sampling method for cracks. *Inverse Problems*., 19:279–295, 2003.
- [12] F. Cakoni and D. Colton. *A qualitative approach to inverse scattering theory*. Springer, Berlin, 2008.
- [13] M. Chamailard, N. Chaulet, and H. Haddar. Analysis of the factorization method for a general class of boundary conditions. *J. Inverse Ill-posed Probl.*, 22:643 – 670, 2014.
- [14] D. Colton and R. Kress. *Inverse acoustic and electromagnetic scattering theory*. Springer, Berlin, 1992.
- [15] G. Dassios, K. Kiriaki, and D. Polyzos. On the scattering amplitudes for elastic waves. *Z. Angew. Math. Phys.*, 38:856–873, 1987.
- [16] G. Dassios and Z. Rigou. Elastic herglotz functions. *SIAM J Appl Math*, 55:1345–1361, 1995.
- [17] X. Fang, M. C. Fehler, Z. Zhu, Y. Zheng, and D. R. Burns. Reservoir fracture characterization from seismic scattered waves. *Geophys. J. Int.*, 196:481 – 492, 2014.
- [18] B. B. Guzina and M. Bonnet. Topological derivative for the inverse scattering of elastic waves. *Quart. J. Mech. Appl. Math.*, 57:161–179, 2004.
- [19] F. B. Hassen, Y. Boukari, and H. Haddar. Application of the linear sampling method to identify cracks with impedance boundary conditions. *Inverse Probl. Sci. Eng.*, 21:210 – 234, 2013.
- [20] Park W. K. Music-type imaging of small perfectly conducting cracks with an unknown frequency. *J Phys Conf Ser*, 633(1):012005, 2015.
- [21] A. Kirsch and N. Grinberg. *The factorization methods for inverse problems*. Oxford University Press, Oxford, 2008.
- [22] R. Kress. Inverse scattering from an open arc. *Math. Methods Appl. Sci.*, 18:267–293, 1995.
- [23] R. Kress. *Linear integral equation*. Springer, Berlin, 1999.
- [24] V. D. Kupradze, T. G. Gegelia, M. O. Basheleishvili, and T. V. Burchuladze. *Three-dimensional problems of the mathematical theory of elasticity and thermoelasticity*. North-Holland Publishing, Netherlands, 1979.

- [25] P. A. Martin and G. Dassios. Karpis theorem in elastodynamic inverse scattering. *Inverse Problems*, 9:97–111, 1993.
- [26] W. McLean. *Strongly Elliptic Systems and Boundary Integral Equations*. Cambridge University Press, Cambridge, 2000.
- [27] S. Minato and R. Ghose. Inverse scattering solution for the spatially heterogeneous compliance of a single fracture. *Geophys. J. Int.*, 195:1878–1891, 2013.
- [28] S. Minato and R. Ghose. Imaging and characterization of a subhorizontal non-welded interface from point source elastic scattering response. *Geophys. J. Int.*, 197:1090–1095, 2014.
- [29] P. Monk. *Finite Element Methods for Maxwell's Equations*. Clarendon Press, Oxford, 2003.
- [30] W-K. Park. *Inverse scattering from two dimensional thin inclusions and cracks*. PhD thesis, Ecole Polytechnique, 2009.
- [31] W-K. Park. Multi-frequency topological derivative for approximate shape acquisition of curve-like thin electromagnetic inhomogeneities. *J. of Math. Anal. and Appl.*, 404:501–518, 2013.
- [32] W. K. Park. Multi-frequency subspace migration for imaging of perfectly conducting, arc-like cracks in full- and limited-view inverse scattering problems. *J comp phys*, 283:52 – 80, 2015.
- [33] F. Pourahmadian and B. B. Guzina. On the elastic-wave imaging and characterization of fractures with specific stiffness. *int. J Solids Struct.*, 71:126–140, 2015.
- [34] V. Twersky. Multiple scattering by arbitrary configuration in three dimensions,. *J. Math. Phys.*, 3:83, 1962.
- [35] M. Willis, D. Burns, R. Rao, B. Minsley, M. Toksoz, and L. Vetri. Spatial orientation and distribution of reservoir fractures from scattered seismic energy. *Geophysics*, 71:O43 – O51, 2006.
- [36] Y. Zheng, X. Fang, M. C. Fehler, and D. R. Burns. Seismic characterization of fractured reservoirs by focusing gaussian beams. *Geophysics*, 78:A23 – A28, 2013.