



HAL
open science

A forecasting algorithm for latency compensation in indirect human-computer interactions

Rosane Ushirobira, Denis Efimov, Géry Casiez, Nicolas Roussel, Wilfrid Perruquetti

► **To cite this version:**

Rosane Ushirobira, Denis Efimov, Géry Casiez, Nicolas Roussel, Wilfrid Perruquetti. A forecasting algorithm for latency compensation in indirect human-computer interactions. In proceedings of ECC'16, the 15th annual European Control Conference, Jun 2016, Aalborg, Denmark. pp.6. hal-01420653

HAL Id: hal-01420653

<https://inria.hal.science/hal-01420653v1>

Submitted on 24 Jan 2017

HAL is a multi-disciplinary open access archive for the deposit and dissemination of scientific research documents, whether they are published or not. The documents may come from teaching and research institutions in France or abroad, or from public or private research centers.

L'archive ouverte pluridisciplinaire **HAL**, est destinée au dépôt et à la diffusion de documents scientifiques de niveau recherche, publiés ou non, émanant des établissements d'enseignement et de recherche français ou étrangers, des laboratoires publics ou privés.

A Forecasting Algorithm for Latency Compensation in Indirect Human-Computer Interactions

Rosane Ushirobira, Denis Efimov, Géry Casiez, Nicolas Roussel, Wilfrid Perruquetti

Abstract—Human-computer interactions are greatly affected by the latency between the human input and the system visual response. The compensation of this latency is an important problem for the HCI (human-computer interaction) community. In this work, a simple forecasting algorithm is developed for latency compensation in indirect interaction using a mouse, based on numerical differentiation. Several differentiators are compared, including a novel algebraic version. An optimized procedure is developed for tuning the parameters of the algorithm. The efficiency is demonstrated on real data, measured with a 1 ms sampling time.

I. INTRODUCTION

Human interactions with computing systems are largely affected by the latency between human gestures and system visual responses [1]. This problem remains relatively unexplored and it is only quite recently that some works studied the latency in this context [2], [3]. For example, it has been recognized that a latency as low as 2 ms can be perceived by a human [2] (by itself, average end-to-end latency estimation for human-computer interactions is a complex problem [4]). It is on direct touch systems, such as smartphones, tablets and touch-screens, that latency is the most perceivable. Furthermore, the compensation of latency is of great importance for some kind of interactions, *e.g.* drag and drop tasks for tablet computers or drawing using any type of input devices, from computer mouse till touch-based devices (touchpads, optical finger navigation sensors, touch screens, *etc.*). The solutions for latency compensation can be realized on the hardware level (by using more reactive and performing components), and that may significantly increase the price of the computer system, or on the software level (by code optimization or design of special *prediction* algorithms), and that may be a less expensive solution for end-users.

An end-to-end latency around 50 ms is known to affect performance in mouse-based pointing tasks. MacKenzie and Ware have shown the degradation of performance is particularly important from 75 ms latency [1]. Pavlovych and Stuerzlinger did not notice any drop of performance up to 58 ms of latency when acquiring targets as small as 14 pixels

wide [3] while Teather *et al.* measured a 15% decrease of performance between 35 and 75 ms end-to-end latency [5]. More recently Deber *et al.* found a perception threshold for latency in indirect touch pointing tasks around 55 ms [6]. A recent work on the measure of end-to-end latency on modern operating systems, with no application-specific code running, found an average latency ranging from 46 to 83 ms with jitter ranging from 5 to 25 ms, depending on the operating system and toolkit [7]. This means that latency, close or above the 50 ms threshold, is still present in high-end machines with up-to-date operating systems and toolkit, even in the best case scenario.

Prediction or forecasting deals with the value estimation of some variable of interest at a specified future instant of time [8]. Many methods devoted to forecasting exist, whose selection depends on constraints and on the context of the addressed problem (*i.e.* whether process statistics or models are available, or its periodicity, or the available computational power for a prediction algorithm realization, *etc.*). If it is the prediction of human movements that must be accomplished, then statistical methods cannot be applied due to the diversity of possible gestures. Models based on famous Fitts's or Accot-Zhai steering laws [9], [10] allow pointing time prediction. However, even though target prediction models have been studied in some works (*e.g.* [11], [12], [13]), the design of a bio-mechanical prediction model with an additional requirement of being sufficiently quick for an online implementation remains a difficult problem.

This paper presents the development of a latency compensation algorithm for a particular case of mouse-based interaction. It is supposed that the signal from a mouse-based sensor is received with a lag, and its future implementation and processing will also introduce an additional delay before a system reaction will be sent back to human. It is then necessary to predict the output of the sensor in a future instant of time to compensate the overall latency in the system. Since the model of the human gesture itself is assumed unavailable and there is no statistics on a human practice, then some basic signal-based prediction methods have to be applied. In this work a time-series approach based on differentiation from [14], [15], [16], [17], [18], [19], [20], [21] is employed.

The outline of this work is as follows. The computer system equipped with mouse sensors and the problem statement are presented in Section II. Applied differentiation algorithms are introduced in Section III, including a new algebraic differentiator. Our latency compensation algorithm is proposed in Section IV. Discussion is given in Section V.

R. Ushirobira, D. Efimov and W. Perruquetti are with Inria, Non-A team, 40 av. Halley, 59650 Villeneuve d'Ascq, France. G. Casiez and N. Roussel are with Inria, Mjolinir team, 40 av. Halley, 59650 Villeneuve d'Ascq, France. D. Efimov, W. Perruquetti, G. Casiez and N. Roussel are also with CRISTAL (UMR CNRS 9189), 59650 Villeneuve d'Ascq, France. D. Efimov is also with Department of Control Systems and Informatics, University ITMO, 49 av. Kronverkskiy, 197101 Saint Petersburg, Russia.

This work was supported by ANR (TurboTouch project, ANR-14-CE24-0009). It was also partially supported by the Government of Russian Federation (Grant 074-U01) and the Ministry of Education and Science of Russian Federation (Project 14.Z50.31.0031).

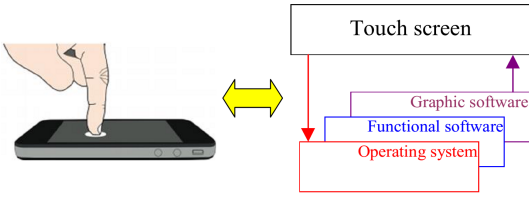


Fig. 1. Direct interaction via touch device

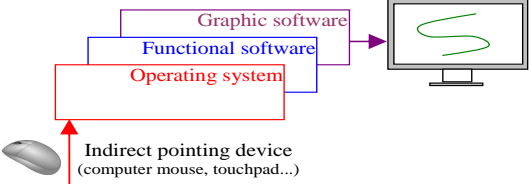


Fig. 2. Indirect interaction via mouse device

II. EXPERIMENTAL SETUP AND PROBLEM STATEMENT

A scheme of *direct* interaction via touch-based sensor is shown in Fig 1. In this case, the human input comes from a touch screen, it is propagated and processed by the computer hardware and software on different levels (operating system, executed application and graphic software) and the visual response appears on the same screen. All these levels (including the touch screen itself twice) are sources of delay in the response and in this particular case, the interaction is very sensitive to a latency since one may easily compare one's own gesture and the corresponding response. A scheme of *indirect* interaction is presented in Fig. 2, where the human input comes from an independent device, such as a touchpad or a computer mouse, and after a similar process, the response appears on the screen. Latency in this case is less evident in general, since it is harder to compare exactly one's own input and the corresponding output, that depends on transfer functions implemented in the system [22].

There are several sources of latency in both types of interaction. For instance, whatever the touch sensing technology is, the computation of contact points can require a significant amount of time. But in both cases, direct and indirect interactions, affecting layers include the device driver, the input management subsystem, the graphics software subsystem (window server), one or more GUI toolkits, the executed application and the display hardware, and each of them can contribute in the delay propagation. In all these processes, there is no guarantee about the average end-to-end delay (from human gesture till visual feedback). In addition, nowadays the screen frequency is 60 Hz and there is a low expectancy of a higher frequency in a next future.

Hence, taking in mind future development of mouse-based devices, an assumption that the measurements of a human input after the mouse sensor are available with 1 ms sampled time seems to be reasonable. For example, Logitech G500 mouse¹ is available on the market providing measurements of its position with 1 ms USB rate. Using the indirect interaction

scheme given in Fig. 2 with this mouse and Libpointing² software, we were able to simulate a part of operating system responsible for interactions with a mouse-based sensor, then integrate and test a forecasting algorithm on this level.

For a forecasting algorithm development, we have the following problem statement: the raw measurements

$$y(t_i) = x(t_i) + v(t_i)$$

at time instants t_i are available for $i = 0, 1, \dots, K$ ($K > 0$), where $x(t_i)$ corresponds to a coordinate $x(t) \in \mathbb{R}$ provided by the sensor at t_i , sampled irregularly with an average close to 1 ms and $v(t_i)$ is a bounded noise of unknown nature. For a given lag $L > 0$, it is necessary to forecast the value $\hat{x}(t_i + L)$ using previously measured data:

$$\hat{x}(t_i + L) = \mathcal{F}(\bar{y}(t_i), \bar{t}_i),$$

where $\bar{y}(t_i) = [y(t_0), \dots, y(t_i)]$, $\bar{t}_i = [t_0, \dots, t_i]$ and the map $\mathcal{F}(\cdot)$ represents the forecasting algorithm to be developed.

III. NUMERICAL DIFFERENTIATION ALGORITHMS

Due to a rather general problem statement and the absence of a model for this human-computer interaction process, in this work we will use a simple Taylor series expansion for forecasting. If we would presume the human gesture as a smooth signal of time then

$$x(t_i + L) = \sum_{j=0}^{+\infty} \frac{L^j}{j!} x^{(j)}(t_i).$$

In practice, $x(t)$ is not infinitely differentiable and it is difficult to calculate derivatives up to an arbitrary order, hence a constant $M > 0$ is selected such that

$$\hat{x}(t_i + L) = \sum_{j=0}^M \frac{L^j}{j!} \hat{x}^{(j)}(t_i), \quad (1)$$

where $\hat{x}^{(j)}(t_i)$ are the estimates of $x^{(j)}(t_i)$ calculated by a numerical differentiation algorithm. The error of Taylor series truncation has order L^{M+1} and the error of the most differentiators (the difference $|x^{(j)}(t_i) - \hat{x}^{(j)}(t_i)|$) is proportional to the amplitude of the noise v ([14], [15], [16], [18], [19], [21]). Therefore, there exists M such that the forecasting algorithm (1) has a reasonable accuracy. In this work, we will apply and experimentally compare several numerical differentiators, their selection is motivated by possibilities of on-line implementation, required computational power, robustness with respect to noise and delay in the estimates.

A. Algebraic Differentiator

The algebraic time derivative estimation is based on concepts of differential algebra and operational calculus. A more detailed description of the approach can be found in [19], [21], [17]. A moving horizon version of this technique is summarized below adapted from the mentioned references. For a real-valued signal $y(t)$, analytic on some time interval,

²Libpointing [22] is a software toolkit that allows to bypass the system's transfer functions to receive raw asynchronous events from an HID pointing device. See <http://libpointing.org/>.

¹<http://support.logitech.com/product/gaming-mouse-g500>.

consider its approximating N th degree polynomial function, originated from its truncated Taylor expansion:

$$y(t) = \sum_{i=0}^N \frac{a_i}{i!} t^i, \quad (2)$$

where the terms a_i are the unknown constant coefficients representing the derivatives of the signal. The aim is to estimate these time derivatives of $y(t)$ up to order N . Notice that in our case, we assume that $y(t)$ is the measured signal from a signal $x(t)$ with some negligible noise, so we may consider only $y(t)$. The errors from this assumption can be found for instance in [23]. This estimation can be done on a moving time horizon using integrals of $y(t)$. For any $T > 0$, the j th order time derivative estimate $\hat{y}^{(j)}(t)$, $j = 0, 1, 2, \dots, N$, of the signal $y(t)$ defined in (2) satisfies the following convolution [19]:

$$\hat{y}^{(j)}(t) = \int_0^T H_j(T, \tau) y(t - \tau) d\tau, \quad j = 0, 1, \dots, N, \quad (3)$$

for all $t \geq T$, where the convolution kernel,

$$H_j(T, \tau) = \frac{(N + j + 1)!(N + 1)!}{T^{N+j+1}} \times \sum_{\kappa_1=0}^{N-j} \sum_{\kappa_2=0}^j \frac{(T - \tau)^{\kappa_1 + \kappa_2} (-\tau)^{N - \kappa_1 - \kappa_2}}{\kappa_1! \kappa_2! (N - \kappa_1 - \kappa_2)! (\kappa_1 + \kappa_2)! (N - \kappa_1 + 1)!}.$$

The kernel $H_j(T, \tau)$ depends on the order j of the time derivative to be estimated and on an arbitrary constant length of time window $T > 0$. For example, if we are interested in calculating the first-order time derivative, a degree-one polynomial can be selected $y(t) = a_0 + a_1 t$. By applying the above result to this signal, we obtain the following first-order time derivative estimate

$$\hat{y}(t) = \frac{6}{T^3} \int_0^T (T - 2\tau) y(t - \tau) d\tau. \quad (4)$$

The effect of the time integral, presented in equation (4), is obviously to dampen the impact of the measurement noise on the estimate. This noise dampening effect can also be used to filter out the noise from the original signal $y(t)$. In that case, instead of calculating the first order time derivative, we have to estimate the zero order derivative (see [19] for details).

The differentiation error, caused by truncation in (2) and the integration over T , can be evaluated as a function of the second derivative amplitude.

Theorem 1. [23] *If $\text{ess sup}_{t \geq 0} |\ddot{y}(t)| = \bar{y} < +\infty$, then*

$$\text{ess sup}_{t \geq T} |\dot{y}(t) - \hat{y}(t)| \leq \bar{y} \frac{T}{72}.$$

Since in our case only discrete observations are available, we need to discretize equation (4). Assume that the sampling is almost regular, i.e. $t_i = iT_s$ with T_s is the sampling time, then for $y_k = y(kT_s)$ and $\dot{y}_k = \dot{y}(kT_s)$, the discretized approximation of equation (4) can be written as following:

$$\hat{y}_k = \frac{6}{m^2 T_s} \sum_{l=0}^m \left(1 - 2\frac{l}{m}\right) y_{k-l} \quad (5)$$

where $m > 0$ denotes the number of summation steps, i.e. $T = mT_s$.

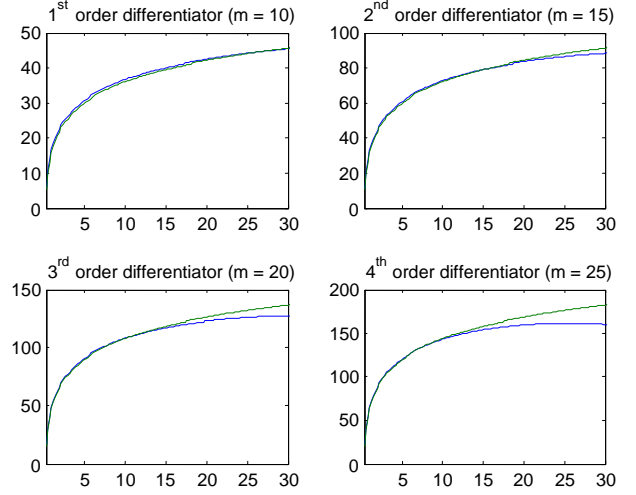


Fig. 3. Amplitude Bode plots for algebraic differentiators

Remark 1. One point to be noted here is the effect of delay on differentiation. This delay appears from the integration on the interval $[0, T]$ in equation (4). Again this integration helps to reduce the noise effect. Moreover, it was shown in [19] that delayed version of the differentiator gives better performance than the non-delayed version. So, in our case, we trade-off delay with robustness to noise and the quality of the differentiators. Finally, the algebraic differentiator (5) has only one tuning parameter m (or T in (4)).

Higher order time derivatives can also be computed in the same way using equation (3). However, in that case, higher order polynomials have to be considered. The new solution proposed in this paper is a consequent connection of the first order differentiators (5). Since (5) is a discrete-time filter of order m , then to realize the second order differentiator, after self-product of the polynomial from (5), we obtain another discrete-time filter of order $2m + 1$ (in Matlab, the function `conv` can be used for this purpose). Repeating these procedure we can obtain filters for estimation of i^{th} derivative of order $im + 1$. For $T_s = 0.001$, the amplitude Bode plots of these filters together with the corresponding plots of “ideal” differentiating filters $s^i|_{s=\frac{z}{T_s} \frac{z-1}{z+1}}$ are shown in Fig. 3. As we can conclude from these plots, below the frequency 10 Hz all algebraic differentiators up to order four are rather close to the “ideal” ones.

B. Homogeneous finite-time differentiator

Consider a sufficiently smooth signal $y(t)$. The aim of this differentiator is to estimate $\dot{y}(t), \dots, y^{(n-1)}(t)$. Assume that $y^{(n)}(t) = \theta(t)$ and set $z = [y \quad \dot{y} \quad \dots \quad y^{(n-1)}]^T$. Then,

$$\dot{z} = Az + \Theta(t), \quad y = Cz,$$

with $A = \begin{pmatrix} 0 & 1 & 0 & 0 & 0 \\ 0 & 0 & 1 & 0 & 0 \\ \vdots & \vdots & \vdots & \ddots & \vdots \\ 0 & 0 & 0 & 0 & 1 \\ 0 & 0 & 0 & 0 & 0 \end{pmatrix}$, $C = (1 \ 0 \ \dots \ 0)$ and

$\Theta(t) = (0 \dots 0 \ \theta(t))^T \in \mathbb{R}^n$. The following homogeneous

finite-time differentiator can be proposed [18]:

$$\begin{aligned}\hat{z}_1 &= \hat{z}_2 - k_1[\hat{z}_1 - y]^\alpha, \\ \hat{z}_i &= \hat{z}_{i+1} - k_i[\hat{z}_i - y]^{i\alpha-(i-1)}, \quad i = 2, \dots, n-1 \\ \hat{z}_n &= -k_n[\hat{z}_1 - y]^{n\alpha-(n-1)}\end{aligned}\quad (6)$$

where $[x]^\gamma = |x|^\gamma \text{sign}(x)$ for all $x \in \mathbb{R}$ and $\gamma > 0$, $\hat{z} \in \mathbb{R}^n$ is the estimate of z , k_1, \dots, k_n form a Hurwitz polynomial and a suitable choice of $(\alpha_1, \dots, \alpha_n) \in \mathbb{R}_{>0}^n$ ensuring the system homogeneity. Then $\hat{y}^{(j-1)}(t) = \hat{z}_j(t)$, $j = 1, \dots, n$ after some finite time of transients. The differentiation error dynamics takes the form:

$$\begin{aligned}\dot{e}_1 &= e_2 - k_1[e_1]^\alpha, \\ \dot{e}_i &= e_{i+1} - k_i[e_1]^{i\alpha-(i-1)}, \quad i = 2, \dots, n-1, \\ \dot{e}_n &= \theta(t) - k_n[e_1]^{n\alpha-(n-1)}.\end{aligned}\quad (7)$$

Due to the term $\theta(t)$, it is impossible to get the convergence of the error to zero without having any additional knowledge about the signal $\theta(t)$. This problem can be overcome by assuming that $y(t)$ is locally polynomial and that on a small time interval, $\theta(t) = 0$. In this case, it is possible to recover the time derivatives.

C. Higher order sliding mode and linear high-gain differentiators

A way to compensate exactly $\theta(t)$ in the last equation of (7) is to select $\alpha = 1 - \frac{1}{n}$. Then a homogeneous observer can be obtained, and in the last equation

$$[e_1]^{n\alpha-(n-1)} = [e_1]^0 = \text{sign}(e_1).$$

Therefore, if $|\theta(t)| < k_n$ then the sign function can compensate exactly the influence of θ . Such a differentiation algorithm is called Higher Order Sliding Mode (HOSM) differentiator [16]. For $n = 2$, its very popular version, super-twisting differentiator, has been proposed in [15]:

$$\dot{z}_1 = z_2 - k_1[z_1 - y]^{0.5}, \quad \dot{z}_2 = -k_2 \text{sign}(z_1 - y).$$

Its non-homogeneous modification has been given in [20]. However, the sign function is discontinuous, then a chattering phenomenon may appear in the numerical realization due to measurement noise [15], [16]. According to [16], the system (7) is globally finite-time stable for this selection of α and for k_1, \dots, k_n forming a Hurwitz polynomial.

Another limiting case is by selecting $\alpha = 1$, then the system (6) is reduced to a linear one ($\alpha_i = r_i = 1$ for all $i = 1, \dots, n$) and for sufficiently high values of gains k_1, \dots, k_n (forming a Hurwitz polynomial) a differentiator from [14] can be obtained. In this case, the error system is globally exponentially stable. As for the case $\alpha \in \left[1 - \frac{1}{n-1}, 1\right)$, for $\alpha = 1$ the influence of θ is not rejected but just attenuated by high gains k_1, \dots, k_n .

Remark 2. To switch between a HOSM differentiator, a high-gain linear differentiator or homogeneous one, it is necessary to fix the gains k_1, \dots, k_n forming a Hurwitz polynomial and take $\alpha = 1 - \frac{1}{n}$, $\alpha = 1$ or $\alpha \in \left[1 - \frac{1}{n-1}, 1\right)$, respectively. Thus, by tuning only α , it is possible to switch between

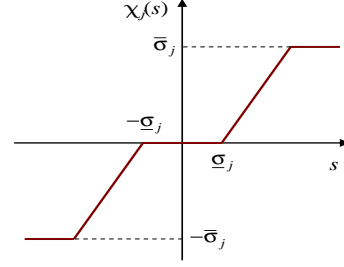


Fig. 4. Static transformation

differentiators. To select the gains k_1, \dots, k_n the following polynomials can be considered

$$(s + \lambda)^{n+1} = s^n + \sum_{j=1}^n k_j s^{n-j}$$

parametrized by $\lambda > 0$. Consequently, two parameters, α and λ , can be used for tuning these three differentiators.

IV. LATENCY COMPENSATION

Let us consider (1). By selecting some $M > 0$ and by taking estimates of derivatives $\hat{x}^{(j)}(t_i)$ calculated for $j = 1, \dots, M$ by one of numerical differentiators given in Section III, we obtain a forecasting algorithm.

A. Noise and overshoot attenuation

One problem is that the estimates $\hat{x}^{(j)}(t_i)$, $j = 1, \dots, M$ (independently on used differentiation algorithm from Section III) are sensitive to the measurement noise v (imported by the mouse) and sampling/quantization errors (imported by software), especially for higher values of j . Thus, the predicted values $\hat{x}(t_i + L)$ contain these errors/noises, and it is desirable to decrease the dependence of $\hat{x}(t_i + L)$ on them. The influence of the noise is most important for small values of derivatives (when only noise is present in $\hat{x}^{(j)}(t_i)$) and for high amplitudes of the signal $\hat{x}^{(j)}(t_i)$ (these big deviations of $\hat{x}^{(j)}(t_i)$ may also be originated by the noise). Of course, some preliminary filtering of $y(t)$ can be used to decrease the noise influence in the differentiated signal. However, any additional filtering will induce an additional delay in $y(t)$ to be compensated. Thus, in this work we applied a static nonlinear transformation $\chi_j : \mathbb{R} \rightarrow \mathbb{R}$, $j = 1, \dots, M$ of $\hat{x}^{(j)}(t_i)$, that combines saturation and dead-zone, in order to reduce noise influence on $\hat{x}(t_i + L)$ for big and small values of $\hat{x}^{(j)}(t_i)$ respectively. The form of the transformation χ_j is given in Fig. 4, where the parameter $\sigma_j > 0$ determines the dead-zone width and $\sigma_j > 0$ is responsible for saturation amplitude. The forecasting algorithm (1) takes the form:

$$\hat{x}(t_i + L) = \sum_{j=0}^M \frac{L^j}{j!} \chi_j[\hat{x}^{(j)}(t_i)]. \quad (8)$$

Another way to improve accuracy of prediction and decrease sensitivity to noises is to adapt the value of L in the

right hand-side of (8) depending on derivative value:

$$\widehat{L}(\gamma) = \max \left\{ 0, L - \sum_{j=1}^M \gamma_j |\chi_j[\widehat{x}^{(j)}(t_i)]| \right\},$$

where $\gamma = [\gamma_1, \dots, \gamma_M]^T \in \mathbb{R}^M$ are tuning parameters. The idea is also that if the values of some derivatives are high, then to avoid overshooting, it is desirable to decrease the interval of prediction L . Then (8) can be rewritten as:

$$\widehat{x}(t_i + L) = \sum_{j=0}^M \frac{\widehat{L}^j}{j!} \chi_j[\widehat{x}^{(j)}(t_i)]. \quad (9)$$

To realize (9), we must select (or tune) the parameters $\underline{\sigma}_j$, $\bar{\sigma}_j$, γ_j for $j = 1, \dots, M$, and the type of differentiator, *e.g.* algebraic (just one tuning parameter m), HOSM, linear high-gain or homogeneous one (two tuning parameters α and λ).

B. Parameter tuning

To tune the parameters and select the type of differentiator, the following criteria have been chosen for $e(t_i) = x(t_i + L) - \widehat{x}(t_i + L)$:

$$J_2 = \sum_{i=k}^K e^2(t_i), \quad J_\infty = \max_{k \leq i \leq K} |e(t_i)|,$$

where $0 < k < K$ is selected to avoid the influence of transients at initial instants of time. Notice that J_∞ helps to minimize the overshooting in forecasting, and J_2 is responsible for overall closeness of $x(t_i + L)$ and $\widehat{x}(t_i + L)$.

It is difficult to tune all these parameters simultaneously due to a high nonlinearity and interrelations among them, then an iterative tuning procedure can be applied.

First, for parameters $\underline{\sigma}_j$, $\bar{\sigma}_j$ and α , λ , it is not possible to calculate a gradient with respect to J_2 or J_∞ , therefore, a heuristic minimization algorithm has to be applied [24]. The simplest one consists in generating a grid of admissible values for these parameters and calculating next the corresponding values of J_2 and J_∞ . For instance, if $\theta \in \Theta \subset \mathbb{R}^{2M+2}$ where $\theta = [\underline{\sigma}_1, \bar{\sigma}_1, \dots, \underline{\sigma}_M, \bar{\sigma}_M, \alpha, \lambda] \in \mathbb{R}^{2M+2}$ and Θ defines the set of admissible values, then

$$\theta^* = \arg \min_{\theta \in \Theta} \{ \kappa_2 J_2(\theta) + \kappa_\infty J_\infty(\theta) \}$$

with $\kappa_2 > 0$ and $\kappa_\infty > 0$ are weighting coefficients. To evaluate the shape of Θ , some preliminary statistics on measurements of $x(t_i)$ and derivatives $\widehat{x}^{(j)}(t_i)$ can be used, *e.g.* histograms of these signals with taking $\underline{\sigma}_j$, $\bar{\sigma}_j$ in order to cover a desired percentage of values for $\widehat{x}^{(j)}$.

It is possible to calculate the gradient of J_2 with respect to $\gamma = [\gamma_1, \dots, \gamma_M]^T$

$$\nabla_\gamma J_2(\gamma) = \begin{cases} \sum_{i=k}^K e(t_i) \sum_{j=1}^M \frac{\widehat{L}^{j-1}(\gamma)}{(j-1)!} \times \chi_j[\widehat{x}^{(j)}(t_i)] d(t_i) & \text{if } L > \gamma^T d(t_i), \\ 0 & \text{otherwise,} \end{cases}$$

where $d(t_i) = [|\chi_1[\widehat{x}^{(1)}(t_i)]|, \dots, |\chi_M[\widehat{x}^{(M)}(t_i)]|]^T$. Then a least square algorithm can be applied to optimize the values of these parameters. The same for the parameter m in (5).

TABLE I
COMPARISON OF ALGEBRAIC AND HOMOGENEOUS BASED
DIFFERENTIATORS FOR PREDICTION

Lag	Differentiation	J_2	J_∞
100	Algebraic	3541.41	157.60
100	Homogeneous	4134.70	166.52
50	Algebraic	2146.22	106.00
50	Homogeneous	2264.94	118.48

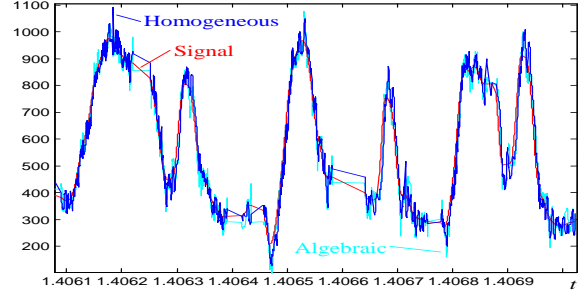


Fig. 5. Forecasting for the lag 100 ms

C. Experimental results

To test our proposed forecasting algorithms, two datasets have been collected using Logitech G500 mouse with sampling period 1 ms and Libpointing software, with lags 100 ms and 50 ms. More precisely, to produce a dataset, we record human movements of a mouse with Libpointing and add a predefined artificial lag. Optimization has been performed for each dataset separately either for homogeneous or for algebraic differentiators.

The results of application of the developed forecasting algorithm are shown in Fig. 5 for the lag 100 ms and in Fig. 6 for the lag 50 ms. These results are obtained by algebraic and homogeneous differentiators with $M = 4$. The values of criteria for these scenarios are given in Tab. I. As we can conclude from these results, homogeneous differentiators provide a worse quality of forecasting (both criteria J_2 and J_∞ take higher values) and the predicted signal has more chattering due to noise and quantization, while the new algebraic differentiators give smoother curves. For the case of latency 50 ms the results of forecasting have less overshoots and errors than for 100 ms.

Another set of simulation results is devoted to analysis

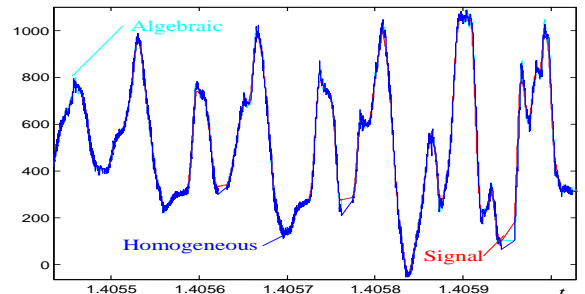


Fig. 6. Forecasting for the lag 50 ms

TABLE II

VALUES OF CRITERIA FOR PREDICTION WITH DIFFERENT DERIVATIVES

M	J_2	J_∞
1	4933.18	192.89
2	3821.61	149.30
3	3720.08	150.47
4	3662.73	150.23

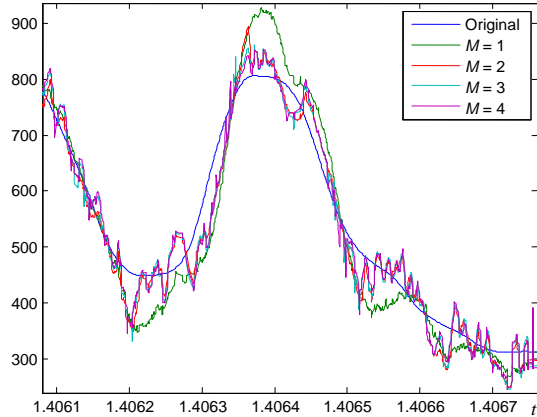


Fig. 7. Forecasting using different derivatives

of impact of the value M . For the case of the lag 100 ms, forecasting algorithm with algebraic differentiators has been applied for different values of M . The values of criteria are given in Tab. II and the corresponding predicted values are shown in Fig. 7. As we can conclude, the second derivative improves significantly the quality of forecasting, the third and fourth derivatives also influence positively on the quality of prediction (the predicted signal becomes more oscillatory with these derivatives), but with less impact.

V. CONCLUSION

The problem of latency compensation for human-computer interaction through a mouse device has been introduced. A simple forecasting algorithm has been developed, based on truncated Taylor series and numerical differentiators, including a novel algebraic technique. To decrease the dependence of predicted values on measurement and numerical noises, a nonlinear transformation has been applied to derivatives (since filtering would introduce a delay). Nonlinear optimization tools have been used for parameter tuning. The results of the developed forecasting algorithm applied on real data have been included to demonstrate efficiency of the approach. The implementation of this algorithm in the software of touch-based devices is planned. In future works, a comparison with other existing methods will be studied.

REFERENCES

[1] I. S. MacKenzie and C. Ware, "Lag as a determinant of human performance in interactive systems," in *Proc. CHI'93, ACM*, pp. 488–493, 1993.

[2] A. Ng, J. Lepinski, D. Wigdor, S. Sanders, and P. Dietz, "Designing for low-latency direct-touch input," in *Proc. UIST'12, ACM*, pp. 453–464, 2012.

[3] A. Pavlovych and W. Stuerzlinger, "The tradeoff between spatial jitter and latency in pointing tasks," in *Proc. EICS'09, ACM*, pp. 187–196, 2009.

[4] F. Bérard and R. Blanch, "Two touch system latency estimators: high accuracy and low overhead," in *Proc. ITS'13, ACM*, pp. 241–250, 2013.

[5] R. J. Teather, A. Pavlovych, W. Stuerzlinger, and I. S. MacKenzie, "Effects of tracking technology, latency, and spatial jitter on object movement," in *Proceedings of 3DUI '09*, pp. 43–50, IEEE, 2009.

[6] J. Deber, R. Jota, C. Forlines, and D. Wigdor, "How much faster is fast enough?: User perception of latency & latency improvements in direct and indirect touch," in *Proceedings of the 33rd Annual ACM Conference on Human Factors in Computing Systems, CHI '15*, (New York, NY, USA), pp. 1827–1836, ACM, 2015.

[7] G. Casiez, S. Conversy, M. Falce, S. Huot, and N. Roussel, "Looking through the eye of the mouse: A simple method for measuring end-to-end latency using an optical mouse," in *Proceedings of the 28th Annual ACM Symposium on User Interface Software and Technology, UIST '15*, (New York, NY, USA), ACM, 2015.

[8] R. J. Hyndman and G. Athanasopoulos, *Forecasting: principles and practice*. Paperback, 2013.

[9] P. M. Fitts, "The information capacity of the human motor system in controlling the amplitude of movement," *J. Experimental Psychology*, vol. 47, no. 6, pp. 381–391, 1954.

[10] J. Accot and S. Zhai, "More than dotting the i's—foundations for crossing-based interfaces," in *Proc. CHI'02, ACM*, pp. 73–80, 2002.

[11] T. Asano, E. Sharlin, Y. Kitamura, K. Takashima, and F. Kishino, "Predictive interaction using the delphian desktop," in *Proceedings of the 18th Annual ACM Symposium on User Interface Software and Technology, UIST '05*, (New York, NY, USA), pp. 133–141, ACM, 2005.

[12] E. Lank, Y.-C. N. Cheng, and J. Ruiz, "Endpoint prediction using motion kinematics," in *CHI '07: Proceedings of the SIGCHI conference on Human factors in computing systems*, (New York, NY, USA), p. 637–646, ACM, ACM, 2007.

[13] P. T. Pasqual and J. O. Wobbrock, "Mouse pointing endpoint prediction using kinematic template matching," in *Proceedings of the SIGCHI Conference on Human Factors in Computing Systems, CHI '14*, (New York, NY, USA), pp. 743–752, ACM, 2014.

[14] F. Esfandiari and H. Khalil, "Output feedback stabilization of fully linearizable systems," *Int. J. Control*, vol. 56, pp. 1007–1037, 1992.

[15] A. Levant, "Robust exact differentiation via sliding mode technique," *Automatica*, vol. 34, no. 3, pp. 379–384, 1998.

[16] A. Levant, "High-order sliding modes: differentiation and output feedback control," *Int. J. Control*, vol. 76, no. 9–10, pp. 924–941, 2003.

[17] M. Fliess, C. Join, and H. Sira-Ramirez, "Non-linear estimation is easy," *Int. J. Modelling, Identification and Control*, vol. 4, no. 1, pp. 12–27, 2008.

[18] W. Perruquetti, T. Floquet, and E. Moulay, "Finite-time observers: Application to secure communication," *IEEE Trans. Automatic Control*, vol. 53, no. 1, pp. 356–360, 2008.

[19] M. Mboup, C. Join, and M. Fliess, "Numerical differentiation with annihilators in noisy environment," *Numerical Algorithms*, vol. 50, no. 4, pp. 439–467, 2009.

[20] D. Efimov and L. Fridman, "A hybrid robust non-homogeneous finite-time differentiator," *IEEE Trans. Automatic Control*, vol. 56, no. 5, pp. 1213–1219, 2011.

[21] R. Ushirobira, W. Perruquetti, M. Mboup, and M. Fliess, "Algebraic parameter estimation of a multi-sinusoidal waveform signal from noisy data," in *Proc. ECC 2013*, pp. 1902–1907, IEEE, 2013.

[22] G. Casiez and N. Roussel, "No more bricolage! Methods and tools to characterize, replicate and compare pointing transfer functions," in *Proc. UIST'11, ACM*, pp. 603–614, 2011.

[23] L. Dayan, *Analyse d'erreurs d'estimateurs des dérivées de signaux bruités et applications*. PhD thesis, Université Lille1 - Sciences et Technologies, 2011.

[24] S. Russell and P. Norvig, *Artificial Intelligence: A Modern Approach*. Prentice Hall, 2010.