



**HAL**  
open science

## Dag-calculus: a calculus for parallel computation

Umut A Acar, Arthur Charguéraud, Mike Rainey, Filip Sieczkowski

► **To cite this version:**

Umut A Acar, Arthur Charguéraud, Mike Rainey, Filip Sieczkowski. Dag-calculus: a calculus for parallel computation. Proceedings of the 21st ACM SIGPLAN International Conference on Functional Programming (ICFP), Sep 2016, Nara, Japan. pp.18 - 32, 10.1145/2951913.2951946 . hal-01409022

**HAL Id: hal-01409022**

**<https://inria.hal.science/hal-01409022v1>**

Submitted on 5 Dec 2016

**HAL** is a multi-disciplinary open access archive for the deposit and dissemination of scientific research documents, whether they are published or not. The documents may come from teaching and research institutions in France or abroad, or from public or private research centers.

L'archive ouverte pluridisciplinaire **HAL**, est destinée au dépôt et à la diffusion de documents scientifiques de niveau recherche, publiés ou non, émanant des établissements d'enseignement et de recherche français ou étrangers, des laboratoires publics ou privés.

# Dag-Calculus: A Calculus for Parallel Computation

Umut A. Acar

Carnegie Mellon University,  
USA and Inria, France  
umut@cs.cmu.edu

Arthur Charguéraud

Inria, France  
arthur.chargueraud@inria.fr

Mike Rainey

Inria, France  
mike.rainey@inria.fr

Filip Sieczkowski

Inria, France  
filip.sieczkowski@inria.fr

## Abstract

Increasing availability of multicore systems has led to greater focus on the design and implementation of languages for writing parallel programs. Such languages support various abstractions for parallelism, such as fork-join, async-finish, futures. While they may seem similar, these abstractions lead to different semantics, language design and implementation decisions, and can significantly impact the performance of end-user applications.

In this paper, we consider the question of whether it would be possible to unify various paradigms of parallel computing. To this end, we propose a calculus, called *dag calculus*, that can encode fork-join, async-finish, and futures, and possibly others. We describe dag calculus and its semantics, establish translations from the aforementioned paradigms into dag calculus. These translations establish that dag calculus is sufficiently powerful for encoding programs written in prevailing paradigms of parallelism. We present concurrent algorithms and data structures for realizing dag calculus on multicore hardware and prove that the proposed techniques are consistent with the semantics. Finally, we present an implementation of the calculus and evaluate it empirically by comparing its performance to highly optimized code from prior work. The results show that the calculus is expressive and that it competes well with, and sometimes outperforms, the state of the art.

**Categories and Subject Descriptors** D.1.3 [Programming Techniques]: Parallel Programming; D.3.1 [Programming Languages]: Formal Definitions and Theory; D.3.3 [Programming Languages]: Language Constructs and Features

**Keywords** Calculus, operational semantics, parallelism, proofs, experiments, concurrent data structures.

## 1. Introduction

Advances in multicore chips have dramatically broadened the availability of parallel computers. This development led to much work on the design of programming languages and systems for writing parallel programs. Example languages include Cilk [20], Fork/Join Java [32], Habanero Java [27], NESL [11], parallel Haskell [15, 29, 34], parallel ML [19, 42, 47], TPL [33], and X10 [16].

These programming languages are typically developed as extensions to existing languages such as C, Haskell, Java, and ML. What the extensions provide is support for parallelism by introducing a collection of language primitives, including for example fork-join, async-finish, and futures. The fork-join and async-finish primitives are similar, but async-finish is more flexible. However, both of these two primitives can be used to express nested-parallel computations. Futures originated from work on functional programming languages (e.g., [22]) and is perhaps the most functional of all these primitives. What futures provide beyond fork-join and async-finish is the ability for parallel computations to be treated as first-class values. Altogether, these parallelism primitives are broadly used in many languages today and have had significant influence on the practice of parallel computing (e.g., [11, 15, 16, 19, 20, 27, 29, 32–34, 47]).

While various parallelism primitives may all appear similar at a superficial level, there are deep differences between them. These differences affect the design and the implementation of parallel programming languages. Perhaps, for this reason, programming languages tend to support only some of these primitives. For example, the Cilk language is primarily based on fork-join parallelism. The X10 and the Habanero Java languages support both async-finish and futures. The Parallel Haskell and Parallel ML languages support both futures and fork-join parallelism. While they originated from functional programming research, futures can now be found in many languages and libraries including C++ [1] and Java.

The particular primitives used to express parallelism can also have significant impact on applications. For example, fork-join primitives tend to work well for balanced divide-and-conquer algorithms, but may behave poorly in highly irregular algorithms, such as those for graph problems. Such problems can, in certain cases, be solved more efficiently using async-finish (e.g., [5, 17]). Fork-join programs can preserve important locality properties of a parallel program during execution but futures may not [2]; though more restricted versions of futures may [24]. Futures can improve performance of some applications asymptotically by enabling pipelining [10]. Furthermore, some applications can benefit from even more relaxed forms of parallelism where programs can be structured more freely [41].

The relative diversity of parallelism abstractions and their impact on the design and implementation of programming languages as well as application behavior raises several important questions.

- Is there a unifying model or calculus that can be used to express and study different forms of parallelism?
- Can such a calculus be realized efficiently in practice as a programming language that can serve, for example, as a target for compiling different forms of parallelism?

In this paper, we answer these questions affirmatively. We first propose a calculus, called dag calculus, that allows expressing a broad class of parallel computations (Section 3). We then prove that

dag calculus can serve as a target language for programs written in fork-join (Section 4.1), async-finish (Section 4.2), and futures (Section 4.3) by showing translations from languages with these constructs to dag calculus. We show that dag calculus is realizable in practice by describing the algorithms and concurrent data structures needed for an implementation on modern hardware-shared-memory computers, such as multicores (Section 5). Since the implementation must handle difficult concurrency conditions that are not exposed in the calculus, we prove that the implementation is faithful to the semantics (Theorem 4). Finally, we present an actual implementation and present an experimental evaluation (Section 6).

The starting point for dag calculus is a relatively well-known idea: many parallel computations can be represented as directed-acyclic graphs, written “dags”, where vertices represent sequential pieces of computation, variously called threads, tasks, strands, fibers etc., and edges represent the dependencies between them. This technique is broadly exploited in algorithms research to express algorithms [28] and also to analyze crucial scheduling algorithms used for parallel programming languages (e.g., [2, 7, 13, 21, 24]). In the algorithms world, however, dags are treated as known, static structures, used primarily for modeling and analysis.

In this paper, we propose dag calculus as a system where evaluation dynamically constructs a dag and where evaluation itself is controlled by the dag. This approach gives the programmer full control over the structure of the computation and thus over crucial aspects of parallelism. In dag calculus, vertices of the dag are labeled with expressions representing threads (units of parallelism), and edges represent dependencies between threads. Evaluation proceeds by taking the set of vertices whose parents (dependencies) have been completed and evaluates them (their expressions) in some non-deterministic order. When evaluated, an expression performs some computation and also possibly creates new vertices and edges. Evaluation in dag calculus can thus be viewed as a concurrent interleaving of conventional computation and updates to the structure of the dag.

We formalize this informal description of dag calculus by specifying its syntax and semantics (Section 3). Dag calculus includes expressions for creating threads and dependencies or edges between them, as well as another primitive called `yield` that can be used to suspend the execution of the running thread and to perform a context switch to go back to the scheduler. The `yield` operation is useful for starting parallel sub-computations and resuming the execution of a thread after completion of these sub-computations. The practical realization of `yield` may depend on the control operators and mechanisms available in the target platform.

The semantics of dag calculus abstracts away from several important details that a realistic language implementation must deal with. In the specification of dag calculus, we model parallelism by using an interleaving semantics. An actual implementation must run concurrently and thus must use efficient concurrent data structures and algorithms to represent the state of the system. Another challenge relating to concurrency involves the specification of several key operations in dag calculus. These operations, such as the updates to the vertices and edges of the dag maintained in the calculus, occur sequentially and atomically in a single step. For efficiency reasons, an actual implementation must perform such operations concurrently in parallel. The second class of challenges concern scheduling. Dag calculus models scheduling by a non-deterministic choice. An implementation, however, must provide an actual scheduler that executes the program and communicates with it as needed. We address a number of these challenges by specifying the algorithms and data structures for realizing the calculus in a modern hardware-shared memory parallel computer (Section 5). These concurrent algorithms and data structures are

relatively complex. We therefore prove that they implement the semantics faithfully (Theorem 4).

Based on the algorithms and data structures proposed, we give an actual implementation of dag calculus as a library (Section 6). Since the implementation must deal with many lower level issues, such as representation of memory, control, and concurrency, it is written in C++11. Nevertheless, our implementation retains a functional flavor, because it uses functional features of C++11, such as lambda functions. We also implement the proposed encodings for fork-join, async-finish, and futures in this library, empirically verifying that they indeed work as theoretically established. We perform an evaluation to show that the proposed techniques perform well in practice. Our results show that the performance of our implementation of dag calculus is compatible with highly optimized implementations from prior work (e.g., Cilk), and in some cases performs even better than them, sometimes thanks to its ability to represent more interesting dependency relations than is possible using parallelism primitives, such as fork-join, async-finish, and futures.

The contributions of the paper include the following.

- Dag-calculus: the specific constructs and their semantics.
- Encodings of fork-join, async-finish, and futures in dag calculus, and their proofs of correctness.
- Algorithms for implementing dag calculus in practice and a proof establishing that the implementation is correct.
- An optimized C++ implementation and its evaluation.

**Appendix.** Due to space constraints, we have omitted the proof details from the paper. The proofs can be found in the accompanying technical report [6].

## 2. Background

We discuss, by means of a simple example, the different abstractions for parallelism used in different languages and present a brief comparison. The knowledgeable reader can skip this section. We use a simple pseudocode language based on a strict functional language such as the ML family.

**Fork-join.** Consider the very simple example of computing Fibonacci numbers recursively. In fork-join parallelism, we can use the primitive `forkjoin` to perform two computations in parallel, and return the pair of their results.

```
function fib (n) (* Fibonacci with fork-join *)
  if n <= 1 then n else
    let (x,y) = forkjoin (fib (n-1), fib (n-2)) in
      x + y
```

The key restriction of fork-join parallelism is that only two parallel computations can be spawned each time. To spawn larger number of parallel computations, fork-join calls can be nested. Cilk’s “spawn” and “sync” primitives provide a bit more flexibility by allowing any (statically) fixed number of parallel computations one by one. The async-finish construct, described below, provides a more direct, more flexible, and possibly more efficient way of spawning arbitrarily many subcomputations.

**Async-finish.** The async-finish construct provides a common join point for unbounded number of threads. This construct is more powerful than the fork-join pattern, yet at the same time less-structured: an `async`’ed computation has no return value—such return values must be communicated through the memory. The

scoping is dynamic: we may use `async` within an expression to spawn a thread within the `finish` block that encloses the expression. The `finish` block only returns once all `async`'ed computations started in its block have completed. The code for parallel Fibonacci can be expressed as follows.

```
function fib (n)          (* Fibonacci with async-finish *)
  if n <= 1 then n else
    let (x,y) = (ref 0, ref 0) in
      finish { async (x := fib (n-1));
               async (y := fib (n-2)) };
    !x + !y
```

**Futures.** Futures are perhaps the most functional form of parallelism. A future is a first-class value that captures a computation. It is created by an expression of the form `future e`. The body of the future, the expression `e`, can be evaluated in parallel as soon as the future has been created. The result of the future may be obtained using the `force` operation, which blocks until the body of the future `e` completes.

```
function fib (n)          (* Fibonacci with futures *)
  if n <= 1 then n else
    let (x,y) = (future fib (n-1), future fib (n-2)) in
      (force x) + (force y)
```

**Comparison.** The difference between fork-join and `async-finish` is the ability to spawn an arbitrary number of computations that can join at the same point. With fork-join, we can only spawn a fixed number of such computations. With `async-finish`, we can spawn as many as desired. For this reason, `async-finish` is a powerful mechanism for expressing parallel computations, especially those with irregular synchronization behavior.

The comparison between `async-finish` and futures is less clear cut. Neither appears superior to the other. In fact, they serve as duals of each other in a certain sense: futures enable synchronization via data dependencies, whereas the `async-finish` construct enables synchronization via control dependencies. More specifically, the `force` primitive of futures synchronize between a computation with a future at a data dependency, leaving control dependencies between them implicit. Dually, the `finish` construct of `async-finish` synchronizes a number of `async`'ed parallel computations by enforcing a control dependency, leaving implicit the data dependencies between them. It is thus perhaps not surprising that both futures and `async-finish` have remained popular in many programming languages.

### 3. Dag Calculus

In this section we present a calculus for parallel computations, called dag calculus. The calculus extends an imperative  $\lambda$ -calculus with primitives for dynamically creating a directed acyclic graph, or a dag, that represents the computation. We refer to such a dag as a *computation dag*, or simply as a *dag*. In this work we focus on the dynamic aspects of parallel computation using dags. Thus, the programs in dag calculus can fail at runtime. We model failure by the reductions getting stuck, and do not provide any static checks that would prevent programs from doing so.

**Abstract Syntax.** Figure 1 shows the syntax of dag calculus. Meta-variables  $x, y, f$  denote variables,  $n$  denotes a natural number,  $\ell$  denotes a location, and  $t$  denotes the identity of a thread. The calculus includes a unit value written “`()`”, pairs, general recursion, references. For operating on the dag, we introduce a new language construct, `newTd`, and four primitive functions: `release`, `newEdge`,

$$\begin{aligned}
 e &::= v \mid e \oplus e \mid e \otimes e \mid (e, e) \mid \text{fst } e \mid \text{snd } e \mid \text{let } x = e \text{ in } e \mid \\
 &e \mid \text{alloc}() \mid e := e \mid !e \mid \text{if } e \text{ then } e \text{ else } e \mid \\
 &\text{newTd } e \mid \text{release } e \mid \text{newEdge } (e, e) \mid \text{self}() \mid \text{yield}() \\
 v &::= x \mid \ell \mid t \mid n \mid () \mid (v, v) \mid \text{fun } f \text{ x is } e \text{ end} \\
 K &::= \bullet \mid \text{let } x = K \text{ in } e \mid K := e \mid v := K \mid !K \mid \text{release } K \\
 &\mid \text{newEdge } (K, e) \mid \text{newEdge } (v, K) \mid \dots
 \end{aligned}$$

**Figure 1.** Abstract syntax for DAG-Calculus.

`self` and `yield`. When presenting examples, we use some straightforward syntactic sugar, e.g., semicolons for sequencing.

The expression `newTd e` creates a new thread for evaluating the expression `e`, and returns the corresponding thread (identifier). Note that this construct does not evaluate its argument, as its rationale is to spawn `e` as a separate computation thread. When created, a thread is not ready for execution but becomes available for addition of edges to and from other threads. Such edges between threads represent dependencies between them. When the dependencies are set up, the expression `release e`, where `e` evaluates to a thread `t`, is used to “release” the thread for evaluation. When released, a thread may be scheduled for evaluation, but only after all the threads that it depends on complete their evaluation.

As a thread evaluates, it may choose to add additional edges between itself and other existing threads. The construct `self()` returns the identifier of the calling thread.

The expression `newEdge (e1, e2)` inserts an edge from thread `e1` to thread `e2`, as long as the edge does not violate certain invariants that are specified by the dynamic semantics. For instance, adding the edge must not create a cycle in the dag.

The `yield()` construct *suspends* the calling thread by descheduling the thread and returning control to the scheduler. This control transfer permits a thread to suspend and wait for newly discovered dependencies to complete, allowing on-the-fly updates to the structure of the computation. Thus, we are able to exploit parallelism regardless of the context in which a given parallel construct is encountered. This ability is particularly important for nested parallelism, where the thread that yields may itself have outgoing edges, which are thus preserved, as observed in Section 4.

**An example.** Although dag calculus is not meant to be a user-level programming language, we consider here an example, both to illustrate how parallel programs may be expressed in dag calculus and to present a high-level overview of the main ideas behind the dynamic semantics of dag calculus. We note that this example is relatively high level and does not give a precise accounting of all the details. The precise semantics is specified later in the section following the example.

Figure 3 shows the dag-calculus code for our running example, a parallel Fibonacci function, based on the classic recursive definition of Fibonacci numbers. As the function `fib_dc` evaluates, it creates threads via `newTd` and synchronization edges via `newEdge`. A *synchronization edge* or simply an *edge* from a thread `t` to `t'` requires thread `t` to complete before `t'` can start executing. The synchronization edges between threads control how the evaluation proceeds. At any point, those threads that are released and have no incoming edges are said to be *ready* and can be executed in parallel.

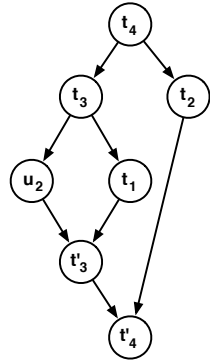
Consider a call to `fib_dc` with input  $n$ , and let  $t$  be the thread executing the call. If  $n$  is less than 2, then the thread returns  $n$ . Otherwise, the thread  $t$  can compute in parallel the Fibonacci of  $(n - 1)$  and  $(n - 2)$ . To this end, the thread  $t$  allocates two locations,  $la$  and  $lb$ , for the results of the two parallel computations. It then creates two threads  $ta$  and  $tb$  for computing Fibonacci of  $(n - 1)$  and  $(n - 2)$ . These threads complete by writing their results to  $la$

and  $lb$  respectively, making them available to the caller thread  $t$ . After creating the new threads, thread  $t$  creates new edges from  $ta$  and  $tb$  to itself, which is available via `self`. This operation creates dependencies from the newly created threads to  $t$  itself. Thread  $t$  can now release  $ta$  and  $tb$ , via `release`, allowing them to be evaluated, and yields control by calling `yield`, which suspends  $t$ , stopping its evaluation. By creating two new threads and yielding control to them, the main thread  $t$  essentially nests the computations to be performed inside itself.

Since  $ta$  and  $tb$  have no incoming edges, they can be evaluated at any time after they are released. Since  $t$  has incoming edges from  $ta$  and  $tb$ , its evaluation should be paused until  $ta$  and  $tb$  complete. For this reason, it is important for thread  $t$  to yield after creating dependencies from other threads to itself. In general, when adding dependencies (edges), the programmer needs to make sure not to create a cycle and not to add an edge into an evaluating thread, except when creating a thread's subcomputations. The rules of the dynamic semantics of dag calculus include premises that enforce these constraints.

When a thread completes, it notifies the threads that have an edge from it. Thus, when  $ta$  and  $tb$  complete, they notify  $t$ , which becomes ready and may be scheduled for evaluation. When evaluated, the thread  $t$  resumes from where it yielded, computes the sum  $!la+!lb$ , then returns the result.

We can illustrate a complete evaluation of `fib_dc` by using a dag. In this commonly used representation, each vertex represents a continuous (not including yields and resumptions) section of the evaluation of a thread. To distinguish them from threads, such vertices are sometimes called as tasks, strands, or sparks. Figure 2 shows the dag for an evaluation of `fib_dc(4)` used for computing the 4<sup>th</sup> Fibonacci number. In the dag, the subscripts denote the input argument for the corresponding call to `fib_dc`. The root thread  $t_4$  spawns two threads  $t_2$  and  $t_3$ , for each recursive call. In the dag, the spawn action is illustrated by *spawn edges* from  $t_4$  to  $t_2$  and  $t_3$ . The threads  $t_2$  and  $t_3$ , in turn, synchronize with the vertex representing the continuation of  $t_4$ , labeled as  $t'_4$ , via edges from their continuation into  $t'_4$ .



**Figure 2.** The computation dag for `fib_dc(4)`.

The dynamic semantics for dag calculus tracks the dynamic state of the parallel computation also by maintaining a dag. But the dags that are maintained by the calculus are significantly different than the dag shown in the example. The example dag should therefore be taken for intuition but should not be interpreted as an accurate representation of the dags maintained by the semantics. For example, the example dag in Figure 2 illustrates a complete evaluation. In contrast, dag calculus must construct the dag on the fly during evaluation and also use it to guide evaluation by scheduling its vertices. To this end, the dynamic semantics of the calculus maintains the dag as a set of vertices representing the currently live set of threads and a set of edges representing the currently live set of synchronization dependencies. The semantics ensures that a thread is never executed before its dependencies are completely satisfied. In addition, the semantics does not represent spawn edges explicitly. Intuitively speaking, the spawn edges are implicitly represented by creating a thread exactly when it is created and released for scheduling. The rest of this section presents a precise specification of the dynamics semantics of dag calculus.

```

1 function fib_dc n is
2   if n < 2 then n else begin
3     let la = alloc () in
4     let lb = alloc () in
5     let ta = newTd (la := fib_dc (n - 1)) in
6     let tb = newTd (lb := fib_dc (n - 2)) in
7     newEdge (ta, self ());
8     newEdge (tb, self ());
9     release ta;
10    release tb;
11    yield ();
12    !la + !lb
13  end
  
```

**Figure 3.** Dag-calculus code for a parallel Fibonacci function.

**Dynamic Semantics.** We present the dynamic semantics for the dag calculus as a contextual semantics with a reduction relation over computation dags. Formally, a computation dag is a pair  $(V, E)$  consisting of vertices  $V$  and edges  $E$ . Each vertex represents a thread. The edges  $E$  consist of pairs of vertices corresponding to synchronization dependencies between threads. Vertices are specified by the map  $V$ , which maps a thread to an expression and to a thread *status*. A thread status, denoted by  $s$ , is one of *new*, *released*, *executing*, and *finished*, written as  $N$ ,  $R$ ,  $X$ , and  $F$ , respectively. The thread status encodes the current point in the life-cycle of a thread: a thread is always created in the  $N$  (new) state, and when released the thread makes the transition to the  $R$  (released) state. After a thread  $t$  is released and all other threads on which it depends are finished,  $t$  can be scheduled for evaluation. When scheduled for evaluation, the status of a thread changes to  $X$  (executing). When the evaluation of thread completes, its status changes to  $F$  (finished). As it evaluates, a thread may also yield the control by calling `yield`, thereby causing the thread to be suspended and having its status changed back to  $R$  (released).

The dynamic semantics for dag calculus, shown in Figure 4, involves two judgments: one for *thread-local reductions* and one for *dag reductions*. The first judgment, written  $\sigma, e \rightarrow e', \sigma'$ , relates an input store and an expression with an output expression and an output store. Its reduction rules have no impact on the computation dag. They include the evaluation relation for pairs ( $FST$ ,  $SND$ ), application ( $APPLY$ ), as well as rules for memory allocation, dereference, assignment ( $ALLOC$ ,  $DEREF$ ,  $ASSIGN$ ), which are the only instructions that modify the store.

The judgment for parallel steps, written  $V, E, \sigma \rightarrow V', E', \sigma'$ , describes the evolution of the dag, represented with  $V$  and  $E$ , and of the store  $\sigma$ . The rule  $START$  selects a thread that is ready to execute, i.e., that has status  $R$  (released) and that has no incoming edges, and sets the status of the thread to  $X$  (executing). The rule  $STEP$  reduces an expression in a thread  $t$  with status  $X$  (executing). The rule  $STOP$  applies to a thread  $t$  whose computation has completed. It updates the thread status from  $X$  (executing) to  $F$  (finished) and removes from the dag all the outgoing edges of  $t$ . Note that the value produced by the thread, typically the unit value, is “dropped on the floor” and is not communicated to other threads along the dependency edges. Values can, however, be communicated to other threads through the store.

The rule  $NEWTD$  creates a fresh thread identified as  $t'$ , associates with it the expression  $e$  and the status  $N$  (new), and returns  $t'$ . The rule  $RELEASE$  changes the status of the given thread, namely  $t'$ , from  $N$  (new) to  $R$  (released).

The rule  $NEWEDGE$  inserts a dependency edge between two given threads, namely  $t_1$  and  $t_2$ . It is the programmer's responsibility not to introduce cyclic dependencies, otherwise the program can get stuck. The  $NEWEDGE$  further requires that the target vertex  $t_2$  has

$$\begin{array}{c}
\frac{}{\sigma, \text{fst } (v_1, v_2) \rightarrow v_1, \sigma} \text{FST} \quad \frac{}{\sigma, \text{snd } (v_1, v_2) \rightarrow v_2, \sigma} \text{SND} \quad \frac{l \notin \text{dom}(\sigma)}{\sigma, \text{alloc } () \rightarrow l, \sigma[l \mapsto ()]} \text{ALLOC} \quad \frac{\sigma(l) = v}{\sigma, !l \rightarrow v, \sigma} \text{DEREF} \\
\frac{l \in \text{dom}(\sigma)}{\sigma, (l := v) \rightarrow (), \sigma[l \mapsto v]} \text{ASSIGN} \quad \frac{F = \text{fun } f \ x \ \text{is } e \ \text{end}}{\sigma, (F \ v) \rightarrow e[f \mapsto F][x \mapsto v], \sigma} \text{APPLY} \quad \frac{\sigma, e \rightarrow e', \sigma'}{\sigma, K[e] \rightarrow K[e'], \sigma'} \text{CONTEXT} \\
\frac{V(t) = (e, \text{R}) \quad \{t' \mid (t', t) \in E\} = \emptyset}{V, E, \sigma \rightarrow V[t \mapsto (e, \text{X})], E, \sigma} \text{START} \quad \frac{V(t) = (e_1, \text{X}) \quad \sigma_1, e_1 \rightarrow e_2, \sigma_2}{V, E, \sigma_1 \rightarrow V[t \mapsto (e_2, \text{X})], E, \sigma_2} \text{STEP} \\
\frac{V(t) = (v, \text{X}) \quad E' = E \setminus \{(t, t') \mid t' \in \text{dom}(V)\}}{V, E, \sigma \rightarrow V[t \mapsto ((), \text{F})], E', \sigma} \text{STOP} \quad \frac{V(t) = (K[\text{newTd } e], \text{X}) \quad t' \ \text{fresh}}{V, E, \sigma \rightarrow V[t \mapsto (K[t'], \text{X})][t' \mapsto (e, \text{N})], E, \sigma} \text{NEWTD} \\
\frac{V(t) = (K[\text{release } t'], \text{X}) \quad V(t') = (e, \text{N})}{V, E, \sigma \rightarrow V[t \mapsto (K[()], \text{X})][t' \mapsto (e, \text{R})], E, \sigma} \text{RELEASE} \quad \frac{V(t) = (K[\text{newEdge } (t_1, t_2)], \text{X}) \quad t_1, t_2 \in \text{dom}(V) \quad (\text{status}(V(t_2)) \in \{\text{N}, \text{R}\} \vee t_2 = t) \quad E' \ \text{cycle-free} \quad E' = E \uplus (\text{if } \text{status}(V(t_1)) = \text{F} \ \text{then } \emptyset \ \text{else } \{(t_1, t_2)\})}{V, E, \sigma \rightarrow V[t \mapsto (K[()], \text{X})], E', \sigma} \text{NEWEDGE} \\
\frac{V(t) = (K[\text{self } ()], \text{X})}{V, E, \sigma \rightarrow V[t \mapsto (K[t], \text{X})], E, \sigma} \text{SELF} \quad \frac{V(t) = (K[\text{yield } ()], \text{X})}{V, E, \sigma \rightarrow V[t \mapsto (K[()], \text{R})], E, \sigma} \text{YIELD}
\end{array}$$

**Figure 4.** Dynamic semantics for dag calculus. Thread status are: N (new), R (released), X (executing) and F (finished). Besides, we write “status( $V(t)$ )” to denote the status of thread  $t$ , i.e. the second component of  $V(t)$ .

not already started executing, unless  $t_2$  is equal to the thread that is trying to insert the edge.

The rule YIELD encodes a very restricted form of control, particularly designed for parallelism. The effect of yield with respect to our dynamic semantics is simple: the status of the thread is changed from X (executing) to R (released), meaning that the thread is no longer running. The consequences are far-reaching, however, due to its interaction with NEWEDGE. In particular, since NEWEDGE allows the calling thread,  $t$ , to serve as the target of the edge,  $t_2$ , it is possible to insert an edge ending at a thread  $t$  that is currently executing. If an edge  $(t_1, t)$  is inserted and thread  $t$  yields, its evaluation will stop and  $t$  cannot be scheduled again until  $t_1$  completes its evaluation and the edge  $(t_1, t)$  is deleted. As shown in the `fib_dc` example discussed earlier in this section, this ability to insert an edge enables a thread to “turn over control” to other threads that it creates and to wait for them to complete. As such, this feature allows nesting, parallel computations, a crucial ability for expressing a broad range of parallel programs. In order to facilitate such nesting by allowing threads to insert edges targeting themselves, the dynamic semantics provides the rule SELF, which returns the thread that fires the rule. Note that if a given thread yields and has no incoming edges, that thread can be rescheduled immediately because the rule START applies.

## 4. Parallelism in the Dag Calculus

In this section, we show how to translate three classic, high-level parallel constructs into our dag calculus. The source calculi considered in this section are minimal, and hence do not include features, such as conditional expressions or unit values. These and other sequential features are orthogonal to the task of translating the parallel constructs, and the translations we present can be trivially extended to handle them.

### 4.1 Fork-Join

To describe the translation of fork-join into the dag calculus, we consider as source language a pure lambda-calculus extended with a fork-join construct, written `forkjoin`  $(e_1, e_2)$ . In this construct, also called *parallel pair*, reduction can take place on either the left or the right branch. We present the language in A-normal form, with evaluation context written  $K$ .

$$\begin{aligned}
e &::= v \mid \text{fst } v \mid \text{snd } v \mid \text{let } x = e \ \text{in } e \mid v \ v \mid \text{forkjoin } (e, e) \\
v &::= x \mid n \mid (v, v) \mid \text{fun } f \ x \ \text{is } e \ \text{end} \\
K &::= \bullet \mid \text{let } x = K \ \text{in } e \mid \text{forkjoin } (K, e) \mid \text{forkjoin } (e, K)
\end{aligned}$$

Reduction rules are standard. A parallel pair whose two components have terminated is reduced to a conventional pair by the evaluation rule:  $(\text{forkjoin } (v_1, v_2)) \rightarrow (v_1, v_2)$ .

**Translation** The translation from this source language to our dag calculus is written  $\llbracket e \rrbracket$  for expressions and  $\llbracket v \rrbracket$  for values. Its definition is entirely structural. For constructs other than parallel pairs, we have, in particular:

$$\begin{aligned}
\llbracket \text{let } x = e_1 \ \text{in } e_2 \rrbracket &= \text{let } x = \llbracket e_1 \rrbracket \ \text{in } \llbracket e_2 \rrbracket \\
\llbracket \text{fun } f \ x \ \text{is } e \ \text{end} \rrbracket &= \text{fun } f \ x \ \text{is } \llbracket e \rrbracket \ \text{end} \\
\llbracket v_1 \ v_2 \rrbracket &= \llbracket v_1 \rrbracket \ \llbracket v_2 \rrbracket.
\end{aligned}$$

The translation of parallel pairs is shown below.

```

1  $\llbracket \text{forkjoin } (e_1, e_2) \rrbracket =$ 
2   let l1 = alloc ()
3     l2 = alloc ()
4     t1 = newTd (l1 :=  $\llbracket e_1 \rrbracket$ )
5     t2 = newTd (l2 :=  $\llbracket e_2 \rrbracket$ )
6     in newEdge (t1, self ()); newEdge (t2, self ());
7     release t1; release t2; yield ();
8     (!l1, !l2)

```

We allocate two memory cells, `l1` and `l2`, for storing the results of the branches (line 2–3). We then create two threads, `t1` and `t2`, for the two branches (lines 3–4), assigning the results of the two computations to the corresponding locations. The results are subsequently read from these locations and put into a pair (line 8), but before that point, some interesting dag manipulation happens.

Firstly, we create edges from `t1` and `t2` to the thread that spawned them. Once the setup of the edges is complete, the threads are released (line 7). After releasing the subcomputations, the main thread needs to wait for the completion of `t1` and `t2` before reading the result values, and thus calls `yield` to suspend its execution. At the point when both `t1` and `t2` have finished, the main thread can be rescheduled—and at this point the results of the subcomputations can be safely read. Due to nondeterminism, the subcomputations can finish even before the main thread yields: in this case, the main thread is allowed to restart the computation immediately.

This pattern closely resembles the code of the recursive branch of the parallel Fibonacci function shown in Figure 3. In fact, if we applied our translation to the fork-join version of Fibonacci from Section 2, we would obtain code that is virtually identical to the one from Figure 3.

**Theorem 1** (Correctness of the translation of fork-join). *Let  $t$  be the identifier of the main thread,  $e$  be the source program stored in this thread, and  $l$  be a designated location in which to store the final result. For any integer result  $n$ , final state  $\sigma$  such that  $\sigma(l) = n$ , and final set of vertices  $V$ , assuming that all threads  $t'$  in  $V$  are finished (i.e.  $\text{status}(V(t')) = \mathbf{F}$ ), we have:*

$$[t \mapsto (l := \llbracket e \rrbracket, \mathbf{R})], \emptyset, [l \mapsto ()] \rightarrow^* V, \emptyset, \sigma \Rightarrow e \rightarrow^* n.$$

Furthermore, divergence in the dag calculus entails divergence in the source language:

$$[t \mapsto (l := \llbracket e \rrbracket, \mathbf{R})], \emptyset, [l \mapsto ()] \rightarrow^\infty \Rightarrow e \rightarrow^\infty.$$

The proof may be found in the technical appendix. This proof, like the other two correctness proofs presented further, involves one key difficulty, related to administrative reduction steps, i.e. to the fact that one reduction step in the source language may correspond to several reduction steps in the target language. Most compiler proofs deal with administrative reduction steps using well-known proof techniques, typically based on simulation diagrams. However, we have found that these techniques were not directly applicable to the parallel semantics of a language such as that the fork-join language considered here. We next explain why.

When the target program takes a reduction step, this step corresponds either to an administrative step, or to a real step from the source program. Consider the latter case. With a sequential semantics, when the target program takes a real step, the target program then typically corresponds exactly to the translation of the source program. However, with a parallel semantics, this might not be the case. For example, since the two branches of a parallel pair may reduce independently, one branch may take a real step while the other branch is in the middle of performing a sequence of administrative steps. Although the target program takes a real step, it is not, at this point, the translation of any source program. Thus, we cannot easily close a simulation diagram.

To address this challenge, we introduce an instrumented programming language, similar to the source programming language, except that each parallel pair that began executing gets annotated with information about identities associated with the representation of the parallel pair in the target language: number of administrative steps already performed, thread identifiers, locations for the results, etc. We then set up a two-layer simulation diagram: the first layer relates the source program with the instrumented program, while the second layer relates the instrumented program with the target program. We are able to reason about both layers independently, using conventional simulation diagrams, and then conclude by relating the source and the target programs.

## 4.2 Async-Finish

We now describe the translation of async-finish into our dag calculus. To that end, we consider an imperative lambda-calculus extended with two constructs:  $\text{async}(e)$  and  $\text{finish}(\{e\})$ . The general form for the finish construct is written  $\text{finish}(S)$ , where  $S$  denotes the set of all expressions that evaluate in parallel within the scope of this  $\text{finish}$  block considered. The grammar below, presented in A-normal form, includes contexts for reduction, written  $K$ , and

contexts not traversing  $\text{finish}$  blocks, written  $L$ .

$$\begin{aligned} e &::= v \mid \text{fst } v \mid \text{snd } v \mid \text{let } x = e \text{ in } e \mid v \ v \\ &\quad \mid \text{alloc} \mid v := v \mid !v \mid \text{async}(e) \mid \text{finish}(S) \\ v &::= x \mid n \mid l \mid () \mid (v, v) \mid \text{fun } f \ x \text{ is } e \text{ end} \\ S &\equiv \{e_1, e_2, \dots, e_n\} \\ K &::= \bullet \mid \text{let } x = K \text{ in } e \mid \text{finish}(\{K\} \uplus S) \\ L &::= \bullet \mid \text{let } x = L \text{ in } e \end{aligned}$$

The operational semantics is standard. We show below the reduction rules for  $\text{async}$  and  $\text{finish}$ , omitting the state since it is not altered by these rules. The first rule spawns an  $\text{async}$  task within its enclosing  $\text{finish}$  block, adding it to the set of tasks already present. The second rule removes a completed  $\text{async}$  task. The third rule closes a  $\text{finish}$  block when all the tasks spawned in his scope have completed.

$$\begin{aligned} \text{finish}(\{L[\text{async}(e)]\} \uplus S) &\rightarrow \text{finish}(\{L[()] \uplus \{e\} \uplus S) \\ \text{finish}(\{()\} \uplus S) &\rightarrow \text{finish}(S) \\ \text{finish}(\emptyset) &\rightarrow () \end{aligned}$$

**Translation** The translation from this source language to our dag calculus is written  $\llbracket e \rrbracket_t$  for expressions, and  $\llbracket v \rrbracket_t$  for values. It takes, in addition to the expression  $e$  (or value  $v$ ), an argument  $t$  that denotes the identity of the dag vertex that corresponds to the immediately enclosing  $\text{finish}$  block. The translation thus has a destination-passing style flavor. It is entirely structural. In particular, we have:

$$\begin{aligned} \llbracket \text{let } x = e_1 \text{ in } e_2 \rrbracket_t &= \text{let } x = \llbracket e_1 \rrbracket_t \text{ in } \llbracket e_2 \rrbracket_t \\ \llbracket \text{fun } f \ x \text{ is } e \text{ end} \rrbracket_t &= \text{fun } f \ (x, t) \text{ is } \llbracket e \rrbracket_{t'} \\ \llbracket v_1 \ v_2 \rrbracket_t &= \llbracket v_1 \rrbracket_t, (\llbracket v_2 \rrbracket_t, t). \end{aligned}$$

In order to translate a complete program  $e$ , we introduce a dummy thread identifier  $t_0$  and compute  $\llbracket e \rrbracket_{t_0}$ . If it reaches an  $\text{async}$  outside of any  $\text{finish}$  block, the program is considered stuck by the semantics.

The translation of  $\text{async}$  is shown below. We create a new vertex, named  $t'$ , describing the spawned computation, and we add a new edge from  $t'$  to the vertex  $t$  associated with the enclosing  $\text{finish}$  block. We then release the vertex  $t'$ .

- 1  $\llbracket \text{async}(e) \rrbracket_t =$
- 2  $\text{let } t' = \text{newTd } \llbracket e \rrbracket_t \text{ in newEdge } (t', t); \text{ release } t'$

The translation of  $\text{finish}$  is shown below and explained next. Since we only need to translate surface programs, we do not need to translate the general form  $\text{finish}(S)$ .

- 1  $\llbracket \text{finish}(\{e\}) \rrbracket_t =$
- 2  $\text{let } t_2 = \text{self } ()$
- 3  $\quad t_1 = \text{newTd } (\llbracket e \rrbracket_{t_2})$
- 4  $\text{in newEdge } (t_1, t_2); \text{ release } t_1; \text{ yield } ()$

Like we did in the translation of fork-join, we need to create a thread for the subcomputation,  $t_1$ , and synchronize  $t_1$  with the main thread. However, because the translation of  $e$  requires a name of the join node, we capture the name of the main thread by binding the result of  $\text{self}$ . Thus, any  $\text{async}$  calls within  $e$  will have the appropriate thread identifier passed to them. Because the  $\text{finish}$  block is a computation and always returns a unit value, we do not need to perform any additional work in the main thread after yielding: after all the  $\text{async}$  calls finish, the main thread can simply continue its work.

**Theorem 2** (Correctness of the translation of async-finish). *Let  $t$  be the identifier of the main thread,  $e$  be the source program stored in this thread,  $l$  be a designated location in which to store the final*

result, and  $t_0$  be a dummy thread identifier. For any integer result  $n$ , final state  $\sigma$  such that  $\sigma(l) = n$ , and final set of vertices  $V$ , assuming that all threads  $t'$  in  $V$  are finished (i.e.  $\text{status}(V(t')) = F$ ), we have (for some source-language heap  $h$ ):

$$\begin{aligned} [t \mapsto (l := \llbracket e \rrbracket_{l_0}, R)], \emptyset, [l \mapsto ()] &\rightarrow^* V, \emptyset, \sigma \Rightarrow \emptyset, e \rightarrow^* n, h \\ [t \mapsto (l := \llbracket e \rrbracket_{l_0}, R)], \emptyset, [l \mapsto ()] &\rightarrow^\infty \Rightarrow \emptyset, e \rightarrow^\infty . \end{aligned}$$

### 4.3 Futures

We now describe the translation of futures into our dag calculus. We consider a pure lambda-calculus extended with two constructs: future and force. We present it in A-normal form, and let  $f$  denote the identity of a future.

$$\begin{aligned} e &::= v \mid \text{fst } v \mid \text{snd } v \mid \text{let } x = e \text{ in } e \mid v \ v \\ &\mid \text{future}(e) \mid \text{force}(v) \\ v &::= x \mid n \mid f \mid (v, v) \mid \text{fun } g \text{ x is } e \text{ end} \\ K &::= \bullet \mid \text{let } x = K \text{ in } e \end{aligned}$$

The operational semantics is defined using two judgments. The first judgment, written  $e \circ \rightarrow e'$ , captures the reduction relation for all expressions that are neither a future nor a force. Its rules are standard. The second judgment, written  $M \rightarrow M'$ , describes transition over configurations. A configuration, written  $M$ , associates an expression (possibly a value) with the identity of each allocated future. For simplicity, we view the main program expression as the body of a particular future, identified as  $f_0$ . The initial configuration thus takes the form of a singleton map  $[f_0 \mapsto e]$ . A configuration  $M$  is final when every future in  $M$  is bound to a value.

We show below the reduction rules that define the judgment  $M \rightarrow M'$ . The first rule is for expressions other than future and force. The second rule reduces an expression  $\text{future}(e)$  to a fresh identity, called  $f'$ , and adds in the current configuration  $M$  a binding from  $f'$  to  $e$ . The third rule reduces an expression  $\text{force}(f')$  to a value  $v$ , assuming that  $f'$  is bound to  $v$  in the current configuration  $M$ . Note that the expression  $\text{force}(f')$  cannot reduce until the future  $f'$  has completed its evaluation.

$$\begin{array}{c} \frac{M(f) = e \quad e \circ \rightarrow e'}{M \rightarrow M[f \mapsto e']} \quad \frac{M(f) = K[\text{future}(e)] \quad f' \text{ fresh}}{M \rightarrow M[f \mapsto K[f']][f' \mapsto e]} \\ \frac{M(f) = K[\text{force}(f')] \quad M(f') = v}{M \rightarrow M[f \mapsto K[v]]} \end{array}$$

**Translation** The translation from the language with futures to our dag calculus is written  $\llbracket e \rrbracket$  for expressions, and  $\llbracket v \rrbracket$  for values. It is entirely structural. In particular, constructs other than future and force are translated exactly like in the case of fork-join (recall Section 4.1). In our dag calculus, we represent futures as pairs made of a thread identifier and of a location. The former is used for synchronization, while the latter is used for communicating the value computed by the future.

The translation of an expression  $\text{future}(e)$  appears below. We allocate a location,  $l$ , and a thread  $t$  which executes the body of the future. The thread is then released so that the future can begin evaluation, and the pair built of  $t$  and  $l$  is returned.

```

1  $\llbracket \text{future}(e) \rrbracket =$ 
2   let  $l = \text{alloc } ()$ 
3      $t = \text{newTd } (l := \llbracket e \rrbracket)$ 
4   in  $\text{release } t; (t, l)$ 

```

The translation of an expression  $\text{force}(v)$  appears below. The argument  $v$  is expected to be the representation of a future, that is, a pair of the form  $(t, l)$ . The translation creates an edge from  $t$  to the calling thread and, in order to ensure proper synchronization, the

calling thread yields. After the calling thread is restarted, i.e., after the future has finished its computation, the final value of the future can be recovered by reading the location  $l$ . In case the future has finished before being forced, the edge-creation results in a no-op, and the calling thread can be restarted the moment it yields control.

```

1  $\llbracket \text{force}(v) \rrbracket =$ 
2   let  $(t, l) = \llbracket v \rrbracket$ 
3   in  $\text{newEdge } (t, \text{self } ()); \text{yield } (); !l$ 

```

The translation above can be optimized by testing whether the future has already completed; in this case,  $\text{force}(v)$  may immediately return the value  $!l$ . This optimization may be useful to reduce scheduler overheads that are caused by yielding.

**Theorem 3** (Correctness of the translation of futures). *Let  $t$  be the identifier of the main thread,  $e$  be the source program stored in this thread, and  $l$  be a designated location in which  $e$  stores its final result. For any number  $n$ , final state  $\sigma$  such that  $\sigma(l) = n$ , and final set of vertices  $V$ , assuming that all threads  $t'$  in  $V$  are finished (i.e.  $\text{status}(V(t')) = F$ ), if*

$$[t \mapsto (l := \llbracket e \rrbracket, R)], \emptyset, [l \mapsto ()] \rightarrow^* V, \emptyset, \sigma$$

then there is a configuration  $M$  such that  $[f_0 \mapsto e] \rightarrow^* M$  and  $M(f_0) = n$ . Furthermore, divergence is preserved:

$$[t \mapsto (l := \llbracket e \rrbracket, R)], \emptyset, [l \mapsto ()] \rightarrow^\infty \Rightarrow [f_0 \mapsto e] \rightarrow^\infty .$$

## 5. Representing the Computation Dag

We present algorithms that can be used to implement dag calculus as part of the run-time system of a language. We assume an imperative machine with shared-memory concurrency where parallel computations of the dag calculus can be executed concurrently on the processors of the machine. Such an implementation poses three main challenges.

- **Concurrency:** the semantics assumes the operations for adding and removing edges to be atomic, whereas in fact many of these operations might execute concurrently.
- **Control flow:** the yield operation, which suspends the execution of a thread, requires a context switching operation. In particular, it involves storing continuations in vertices, with the additional complication that these continuations may be resumed on a different processor.
- **Efficiency:** the data structures used to represent the dag and algorithms used for scheduling should be efficient. In particular, contention must be minimized by using a dag representation that permits fast concurrent accesses by different processors, and by using a scheduling algorithm that maintains the pool of ready vertices in a distributed fashion.

We present the pseudo code for the algorithms that can be viewed as a reference implementation of the dag calculus. Our pseudo-code specifies 1) the main loop executed by the scheduler instance running on each of the processors, and scheduling execution of vertices obtained from the work queues; 2) the control flow, which alternates in a coroutine fashion between the execution of the main loop of the scheduler and the execution of the code associated with the dag vertices; and 3) the interaction of dag calculus primitives with the concurrent data structures that are used to represent the edges of the computation dag.

Before we describe this pseudo-code, we first motivate and present the context-switching operations on which we rely, and also describe our runtime representation of vertices and edges.



**Suspending and resuming computations.** An important design constraint for the implementation is the need to suspend and resume computations in the manner specified by the semantics of `yield`. In our approach, each instance of the scheduler executes in a main loop and switches to running the computation assigned to a dag vertex. This design allows us to implement a resumption mechanism that closely resembles coroutines: the main loop of the scheduler and the computations assigned to the dag vertices switch control to each other, resuming the partially executed thread when needed. The pattern is as follows. To begin working on a fresh vertex, the scheduler suspends itself and switches control to the computation associated with the vertex. When the execution of the vertex finishes, the control is switched back to the scheduler. Then, the scheduler resumes its work and can continue executing other vertices. Alternatively, during the execution of the vertex, the `yield` command may be encountered. In this case, the execution of the vertex is suspended, and the control is passed back to the scheduler. The suspended computation, also referred to as a *continuation* in the following, is attached to the vertex. The execution of the suspended vertex may be subsequently resumed, when the vertex gets scheduled again.

In our pseudo-code, we assume an abstract data type called `cont` for representing continuations. We may create, save and load continuations using the three functions described next. First, the function `new_cont(f)` creates a new continuation that corresponds to the state at the beginning of the evaluation of `f()`. We use this function to create an initial state of each vertex the first time it is scheduled for evaluation. Second, the function `jump_cont(c)` restores the continuation `c` and continues evaluation there, discarding the continuation (context) in which the command was encountered. We use this function to finish the evaluation of a vertex and return control to the scheduler. Third, the function `swap_cont(c1, c2)` saves the current continuation into `c1` and then restores the continuation `c2`. (Remark: `jump_cont` is an optimized version of `swap_cont` that does not require saving the current continuation.) We use the function `swap_cont` both when starting the execution of a vertex and when a vertex yields. Altogether, these three functions allow us to precisely describe the coroutine manipulation in our pseudocode.

**Representation of vertices and edges.** We represent vertices of the computation dag as records, one for each vertex. Edges are, in contrast, represented by two data structures: we record in each vertex the number of its incoming edges, and the targets of its outgoing edges. This representation is realized, respectively, by the *incounter* and *outset* concurrent data structures. The corresponding signatures appear in Figure 5.

Each vertex is represented as a record with five fields. The `run` field contains a pointer to the code of the computation associated with the initial execution of the dag vertex, that is, before the vertex performs any `yield` operation. If a dag vertex has been suspended as a result of a `yield` operation, then the corresponding continuation is stored in the `cont` field; otherwise the field contains a null value. The record also contains three fields for representing edges. The `in` field describes the vertex *incounter* data structure, which keeps track of the number of edges incoming to the vertex. Symmetrically, the `out` field describes the vertex *outset* data structure, which keeps track of the targets of edges outgoing from the vertex. Last, the `releaseHandle` field is used to keep track of an artificial in-edge that we introduce to ensure that the vertex cannot be considered for execution when it has status `N` (new) or `X` (executing). We explain the purpose of `releaseHandle` in detail after discussing the *incounter* and *outset* structures.

An *incounter* data structure is responsible for counting the number of incoming edges into a particular vertex, and detecting when this number reaches zero. When reaching zero, the *incounter*

pushes the vertex into the work queue. There are two methods for manipulating an *incounter*: `increment` and `decrement`. These operations can occur concurrently in any order, as long as the following two invariants are satisfied. First, each call to `decrement` must match an anterior call to `increment`. Second, when the counter reaches zero, no further `increment` can be performed. To enable key optimizations in the implementation of the *incounter* data structure (and in particular to allow the use of concurrent tree data structures that avoid contention), the operation `increment` returns a *handle*, which points somewhere into the structure of the *incounter*. Any call to `decrement` is required to match a prior call to `increment` by providing the corresponding handle.

The *outset* is responsible for representing a set of vertex identities, corresponding to the targets of the outgoing edges of a vertex. The *outset* provides two methods which may be called concurrently: `add` and `parallelNotify`. The `add` operation is used for storing an outgoing edge. More precisely, it stores a handle returned by the `increment` operation performed on the *incounter* associated to the target vertex of the outgoing edge. This operation may return `false` in case the vertex has already terminated, in which case the edge is not created. The `parallelNotify` operation is called exactly once by the scheduler, when the execution of the corresponding vertex completes. Its purpose is to call the `decrement` operation on all the handles stored, i.e. those for which the `add` operation returned `true`. This parallel-notification operation is allowed to distribute its work across several processors. Parallelism is useful for efficiently processing very large out-degree vertices. For our current purposes, we do not specify how the notification operation may get distributed.

We next explain the role of the `releaseHandle` field associated with every vertex. This field is used to introduce artificial in-edges, whose purpose is to prevent from being added to the work queue threads that are either not yet released or already executing. To understand the potential issue, consider the following example—the description of this example may safely be skipped in first reading. Assume a vertex  $t$  with no incoming edges to be executing the following operations: create a vertex  $t'$  (intuitively, a sub-task of  $t$ ), create an edge from  $t'$  to  $t$ , execute a few additional computations, then `yield` (with the intention of resuming only after completion of  $t'$ ). While  $t$  is executing the additional computations and has not yielded, the thread  $t'$  might get migrated to a second processor, and may run to completion before  $t$  reaches its `yield` point. In such a situation, the termination of  $t'$  leads to the removal of the outgoing edges of  $t'$ , that is, to the removal of the edge from  $t'$  to  $t$ . As a consequence of the removal of the only incoming edge into  $t$ , the vertex  $t$  would get added to the work queue of the second processor (by virtue of the `decrement` operation), and may thus get scheduled immediately afterwards for execution on the second processor. At this point, the vertex  $t$  would thus be executing both on the first and on the second processor, a situation that is clearly undesirable.

As illustrated by the above example, there is an issue if a vertex might get its last incoming edge removed while it is still executing. To prevent such a situation, we add for every executing vertex an artificial incoming edge into the vertex. We store the handle associated with this edge in the `releaseHandle` field of the vertex, so as to be able to remove the artificial in-edge when the thread completes. We use exactly the same mechanism for dealing with freshly-created vertices, preventing them from being scheduled before they are released. (Remark: a naive approach of using a field of the vertex structure in order to explicitly keep track of the status of each vertex leads to potentially harmful races; by instead reusing the concurrent *incounter* data structure, we avoid such races.)

**Structure of the scheduler.** The declarations at the top of Figure 6 describes the per-processor variables. For each processor, we use

three variables: the work queue of the processor, the vertex that is currently executing (if any), the continuation used to switch the control back to the main loop of the scheduler (valid when a vertex is executing). These processor-local variables are always accessed at the processor that is executing the code, even when a continuation gets migrated from a processor to another.

The function `schedulerLoop` near the top of Figure 6 describes the main loop executed by each of the processors. At each iteration of the loop, we check whether its work queue is empty. If it is empty, then we enter a load-balancing scheme (not detailed here, e.g. relying on the work-stealing scheme) in order to attempt to populate its work queue. When the work queue is not empty, we pick a vertex out of it, store it into the `current` variable, and process the vertex as described next.

Before executing the current vertex, we first need to prepare it in two ways. First, we add an artificial in-edge onto the vertex (for reasons explained earlier), setting up the `releaseHandle` field of the vertex. Second, if the vertex has never been executed before (i.e., its `cont` field is null), then we set its `cont` field, using the `newCont` function applied to the `enter` function. The function `enter` performs a sequence of three actions: first, it executes the `run` method associated with the current vertex, second it marks the vertex as finished, and third it returns the control to the scheduler.

Once the current vertex is prepared, we begin its execution by switching the control to the continuation stored in the vertex, using the `swapCont` operation. Eventually, either as a result of completion of the vertex or upon a call to the `yield` operation, the control is returned to the scheduler, at line 15. At this point, we test whether the vertex has completed or not. If the vertex has completed, then we call the `parallelNotify` operation in order to call the `decrement` operations on the incounters of the vertices associated with all the outgoing edges of the vertex. If, however, the vertex has only yielded, then we just remove the artificial in-edge whose handle was stored in the `releaseHandle` field of the vertex. At this point, the scheduler is ready for the next iteration of its main loop.

**Implementation of primitive dag operations.** The implementation is shown in the bottom half of Figure 6.

The `newTd` primitive, which applies to an expression  $e$ , is implemented using the function `createThread`, which allocates a vertex and assigns: the computation body to  $e$ , a fresh incounter, and a fresh outset. We also set up an artificial in-edge into the vertex, storing the corresponding handle into the `releaseHandle` field. This artificial in-edge is removed when the vertex gets released.

The operation `release`, when called on a vertex, calls the `decrement` operation on the handle stored in the `releaseHandle` field of the vertex. This removes the artificial in-edge that was set at the creation of the vertex. If no other edges have been added in the meantime, then the vertex gets pushed into the local work queue.

The operation `newEdge` creates an edge. It first increments the incounter of the target vertex, obtaining an incounter handle, and then stores this handle into the outset of the source vertex. This operation, however, might return false if the source vertex has already completed. In this case, the increment operation needs to be undone by decrementing the incounter. Incrementing the incounter before adding the edge to the source vertex’s outset is crucial for correctness. If we added the edge to the outset of `v1` first, it could finish concurrently with the rest of the implementation of `newEdge`— and cause the incounter of `v2` to be decremented before the matching increment, potentially bringing it to zero. Thus, the order of operations that implements the transaction is not an artifact of our use of handles, but of the concurrent nature of the implementation of the dag.

The operation `yield` suspends an executing vertex and switches control back to the scheduler, using `swapCont` to save the current

```

1 struct vertex
2   void run() // computation body of the vertex
3   cont* cont // suspended continuation (null if finished or never yielded)
4   incounter* in // counter of the number of incoming edges
5   outset* out
6   // set of handles, each handle being associated with the
7   // incounter of the target vertex of one of the outgoing edges
8   incounterHandle* releaseHandle
9   // a handle on an artificial in-edge used to prevent new and executing
10  // vertices from being added to the work queue
11
12 struct incounter // abstract
13 struct incounterHandle // abstract, depends on the incounter type
14 incounter* new_incounter(vertex* v)
15 // creates a counter with value zero
16 incounterHandle* increment(incounter* i)
17 // increments the counter by one, and return a handle to be
18 // provided for performing the matching decrement operation
19 void decrement(incounterHandle* h)
20 // when reaching zero, decrement calls workQueue.push
21 // on the vertex v that was provided at construction
22
23 struct outset // abstract
24 outset* new_outset()
25 // creates an empty set of incounter handles
26 bool add(outset* o, incounterHandle* h)
27 // add a handle to the set; may return false if parallelNotify
28 // has been called already; if add returns true, then the
29 // handle is guaranteed to be processed by parallelNotify
30 void parallelNotify(outset* o)
31 // calls the decrement operation on all handles that were added to the set

```

**Figure 5.** Representation of dag vertices and edges. Some implementation details are left abstract.

continuation into the `cont` field of the vertex and restore the continuation of the scheduler.

The operation `self` returns a pointer to the current vertex.

### **Correctness of the implementation with respect to the semantics.**

We now prove a correctness theorem that establishes a correspondence between the algorithm (Figure 6) and the semantics of dag calculus (Figure 4), i.e., that the evaluation of the scheduler loop matches a valid execution of the dag calculus semantics. To state the correctness theorem, we introduce an additional safety property. In the semantics of the dag calculus certain rules have side conditions that the scheduling algorithm does not check dynamically. In particular, the `NEWEDGE` rule must not introduce cyclic dependencies or target vertices that are executing, and `RELEASE` can only be called on a new node. Programs that can execute in such a fashion “go wrong”; we therefore do not consider them in the correctness theorem. To specify the offending programs, we extend the semantics (Figure 4) with an `error` state, which can be reached if the `newEdge` or `release` commands are used improperly (i.e., create a cycle, release an already released vertex, etc.). We call a program *safe* if it can never reach an error state, and we only state the correctness of the scheduling algorithm for safe programs. This extension is presented fully in Section E of the technical appendix [6].

This assumption may seem big. However, when the dag calculus is used as an intermediate language, it is the responsibility of the translation to ensure well-behavedness. When using structured parallelism primitives, well-behavedness is relatively straightforward to honor, as shown by our translations. As a result, the assumption of Theorem 4 holds. If, on the other hand, the dag calculus is used as a source language itself, then the programmer must guarantee well-behavedness themselves, perhaps with an aid of a static analysis or a type system. We leave such techniques to future work.

```

1 processor_local queue<vertex*> workQueue // bag of vertices
2 processor_local vertex* current // running vertex
3 processor_local cont* proc_cont // continuation of the scheduler
4
5 void schedulerLoop() // executed by each processor
6   while true // termination details omitted
7     if workQueue.empty()
8       // implementation-dependent load balancing
9       acquireWork() // blocking call
10      current = workQueue.pop()
11      current->releaseHandle = increment(current->in)
12      if(current->cont == null) // initialize the continuation
13        current->cont = new_cont(&enter)
14      swap_cont(proc_cont, current->cont) // execute the vertex
15      if(current->cont == null) // vertex has finished
16        parallelNotify(current->out)
17      else // vertex has yielded
18        decrement(current->releaseHandle)
19
20 void enter() // execute the current vertex, assuming it has never yielded
21   current->run()
22   current->cont = null // mark vertex finished
23   jump_cont(proc_cont)
24
25 // "newTde" is short for "createThread(fun () => e)"
26 vertex* createThread(runMethod)
27   vertex* v = new vertex
28   v->run = runMethod
29   v->in = new_incounter(v)
30   v->out = new_outset()
31   v->releaseHandle = increment(v->in)
32   return v
33
34 void release(vertex* v)
35   decrement(v->releaseHandle)
36
37 void newEdge(vertex* v1, vertex* v2)
38   incounterHandle* h = increment(v2->in)
39   bool success = add(v1->out, h)
40   if not success // vertex v1 has already completed
41     decrement(h) // roll back on edge creation
42
43 void yield()
44   swap_cont(current->cont, proc_cont)
45
46 vertex* self()
47   return current

```

**Figure 6.** Realization of the scheduler loop and primitive operations. Details of load balancing and termination detection are omitted.

The correctness theorem relates a dag configuration  $(V, E, \sigma)$  with a machine state, written  $(M, S)$ , where  $M$  denotes the memory and  $S$  describes the state of the processors. The state  $S_p$  of a processor  $p$  consists of the processor-local variables: work queue, current vertex, and current scheduler continuation; as well as the code pointer and the execution context of the processor.

**Theorem 4.** *Let  $e_0$  to be a dag calculus expression,  $t_0$  to be a thread identifier,  $l_0$  a location for the final result. Assume that:*

- $r_0$  the code pointer to the compiled code for  $e_0$ , i.e. in the sense that  $\text{Compile}(e_0, r_0)$  holds ( $\text{Compile}$  is defined in the appendix),
- $V_0 = [t_0 \mapsto (e_0, R)]$ , which describes the initial vertex map, storing the initial vertex  $t_0$  with body  $e_0$  and released status,
- $E_0 = \emptyset$ , which describes the initial set of edges,
- $\sigma_0 = [l_0 \mapsto ()]$ , which describes the initial heap,
- $M_0 = [l_0 \mapsto (), t_0 \mapsto \text{InitVertex}(r_0)]$ , which describes the initial memory state, with a memory cell at location  $l_0$ , and a representation of the initial vertex with run method  $r_0$ , fresh

incounter and outset, and null continuation and releaseHandle (as described by the auxiliary  $\text{InitVertex}$  operator),

- $S_0$ , which describes the initial state of the processors, by asserting that they are entering `schedulerLoop` (i.e.,  $\forall p. L_p = 6$ , where  $L_p$  denotes the line of processor  $p$ ), and asserting that all work queues are empty except one that contains exactly  $t_0$  (i.e.,  $\exists p. Q_p = \{t_0\} \wedge (\forall p'. p \neq p' \Rightarrow Q_{p'} = \emptyset)$ , where  $Q_p$  denotes the work queue of processor  $p$ ).
- the source program is well-behaved in the sense that none of its execution may reach an error state:  $\neg (V_0, E_0, \sigma_0) \twoheadrightarrow^* \perp$ ,
- the machine evaluates to a terminal state, in the sense that  $(M_0, S_0) \twoheadrightarrow^* (M', S')$ , for some  $(M', S')$  where the state  $S'$  is such that all work queues are empty ( $\forall p. Q'_p = \emptyset$ ) and all processors are idle ( $\forall p. L'_p = 9$ ).

Then, there exists a configuration  $(V', E', \sigma')$  such that:

- we have a corresponding reduction in the dag semantics:  $(V_0, E_0, \sigma_0) \twoheadrightarrow^* (V', E', \sigma')$ ,
- $(V', E', \sigma')$  is a terminal configuration: in the sense that vertices are finished ( $\forall t \in \text{dom}(V'). \text{status}(V'(t)) = F$ ), and no edges remain ( $E' = \emptyset$ ),
- the value  $M'(l_0)$  stored at location  $l_0$  by the machine execution matches the value  $\sigma'(l_0)$  stored at that same location in the dag semantics, written  $\text{CompileVal}(\sigma'(l_0), M'(l_0))$  in the appendix.

We prove the theorem using a global invariant relating machine configurations and dag configurations. We refer to the appendix for details. We believe that the theorem could be extended to capture preservation of divergence; we leave this extension to future work.

## 6. Implementation and Experiments

In this section, we address the following question: can an implementation of dag calculus provide an efficient substrate for various forms of parallelism? To this end, we implemented the algorithm described in Section 5 as a C++ library and evaluated its performance using several pre-existing benchmarks and comparing to the state of the art in multicore algorithms.

**Implementation.** We implement `yield` using a shallow context-switch mechanism that saves the state of the registers (but not the signal mask). More generally, in a parallel runtime system that provides general-purpose control operators, e.g., `call-cc`, they can be used to implement `yield`.

One notable optimization that we perform is to avoid creating artificial in-edges for vertices involved in the translation of fork-join. This optimization is safe, because we are careful not to migrate freshly created vertices before the executing vertex yields.

For load balancing, we reused an implementation of a work-stealing scheduler from another study [4]. In the scheduler, each processor is assigned a private work queue in which to store the threads (i.e., dag vertices) that are ready to be executed. To realize load balancing, processors issue work request to a randomly selected processor, through shared memory. To ensure that each work request is eventually handled, each processor polls on a regular basis for work request.

For the implementation of incouters and outsets, our implementation includes a flexible mechanism by which the programmer can decide, for each vertex created at runtime, how its incounter and its outset should be represented. The choice of the representation essentially depends on the arity of the vertex. On the one hand, we have simple implementations with little overhead but that may suffer contention when the arity of a vertex is large. On the other hand, we

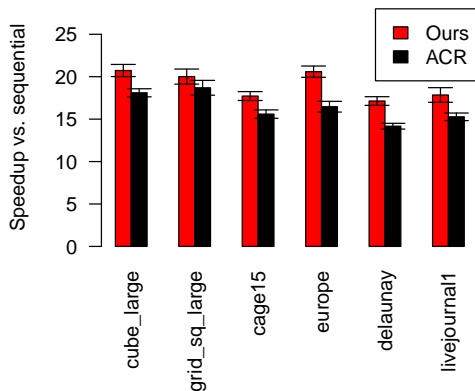
have more complex tree data structures that can scale to large arity. In what follows, we give more detail.

Regarding incouters, there are essentially three useful implementations. The first one is specific to the case of vertices with at most one incoming edge, in which case no synchronization is needed. The second implementation relies on an atomic counter, updated using a fetch-and-add operation. It is particularly well-suited for small in-degree vertices, such as vertices involved in the encoding of fork-join. The third implementation is designed for the case of vertices with potentially many incoming edges. It consists of a (modified version of) scalable non-zero indicators [18]. In short, such structures represent a counter by a tree data structure, where incouter handles correspond to nodes in the tree. The tree can be modified concurrently and is able to detect the moment at which zero is reached.

Regarding outsets, there are also three useful implementations. The first one accommodates only the case of vertices with at most one outgoing edge (as, e.g. forked vertices in fork-join), in which case no synchronization is needed. The second implementation relies on a Treiber stack, i.e. a locked queue, which is well-suited for small-outdegree vertices. The third implementation is based on a growable tree data structure, where outgoing edges can be added concurrently with limited contention.

**Experimental setup.** We considered a collection of benchmark programs, described next, executing them on up to 40 cores. We compiled the code using GCC `-O2 -march=native` (version 5.2). Our machine is running Ubuntu Linux kernel `v3.13.0-66-generic`. It has four Intel E7-4870 chips and 1Tb of RAM. Each chip has ten cores and shares a 30Mb L3 cache. Each core runs at 2.4Ghz and has 256Kb of L2 cache and 32Kb of L1 cache. Additionally, each core hosts two SMT threads, giving a total of 80 hardware threads. However, to avoid complications with hyperthreading, we did not use more than 40 threads. For each data point, we report the average running time over 30 runs.

**Parallel graph-traversal benchmark.** Our first experiment considers the performance of a graph-traversal algorithm in which parallelism is expressed in the style of `async/finish`. What this experiment shows is that our dag calculus can support state-of-the-art graph traversal and deliver the same or even slightly better results than a state-of-the-art implementation. The algorithm we consider is the Pseudo DFS algorithm of Acar et al [5]. This algorithm performs reachability analysis for a given in-memory graph. We obtained the authors’ code, labeled ACR, to use as baseline for our comparison. Both our implementation and that of ACR use work stealing to balance load among processors. The ACR code uses their own



**Figure 7.** Parallel DFS using 40 cores, for various input graphs.

implementation of termination detection, whereas ours uses an in-counter data structure. In this case, for the implementation of the incouter, we used the solution based on the scalable non-zero indicator [18]. Figure 7 shows the results for a subset of the real-world graphs that are reported in the ACR paper. We selected the graphs to represent small-world and high-diameter cases. The reason that our version is always faster is that ours is always faster on a single core, improving parallel performance as a consequence.

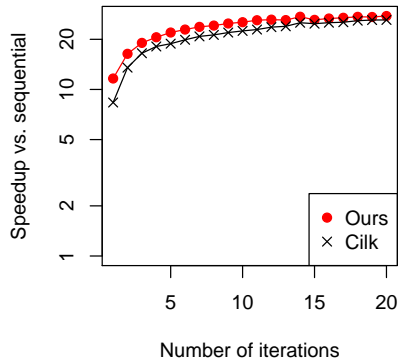
**Parallel stencil-computation benchmark.** Our next experiment compares a Cilk-based implementation of the Gauss-Seidel heat-transfer simulation to our implementation in the dag calculus. We obtained the Cilk code unmodified, from the authors of another study [41]. The algorithm simulates the propagation of heat through a plane using a five-point stencil. The purpose of this study is to demonstrate that flexible synchronization primitives that sit outside of `async/finish` or futures can be encoded in our dag calculus and can deliver performance that is the same or slightly better than well-optimized code.

The Cilk implementation of this algorithm proceeds by advancing a hyperplane through a three-dimensional space (first two dimensions are spatial and the third is time), exploiting parallelism within the processing of a hyperplane. The Cilk code uses its `spawn/sync` primitives to enforce a barrier between the processing of successive hyperplanes. Their use of `spawn/sync` is equivalent to a functional, non-nested `async/finish` block. To implement this synchronization mechanism, the Cilk system uses a single atomic fetch-and-add counter. For block size, we selected the best setting on our machine independently for each algorithm.

Our algorithm uses the same algorithm to handle processing inside a base-case block, but a completely different, relaxed-synchronization technique to enforce data dependencies between blocks. We enforce inter-block dependencies by allocating one incouter per block (to be used for all time steps) and using each incouter to count the number of unsatisfied data dependencies of each block computation. Since each block depends on just a small, fixed number of surrounding blocks, we used for incouter the simple, atomic fetch-and-add cell. Because we store our incouters directly in a matrix data structure, our algorithm does not fit directly into the regimes of `async/finish` or parallel futures.

One additional optimization that is employed by our algorithm is the use of *lazy binary splitting* [49, 50]. In particular, our algorithm creates one initial dag vertex to start the stencil computation. In this vertex, we store in a queue the indices of all the blocks that are ready to be processed. The initial dag vertex proceeds to process blocks from its queue in a sequential fashion until a work request is received from an idle processor. Once received, the work request triggers the dag vertex to fork off a copy of itself, such that the original dag vertex keeps half of the queue and the new one the other half. The idle processor subsequently starts working on the new dag vertex, while the original dag vertex continues to be processed on its original processor. This splitting process continues until there is no work left to do. The name for this technique is lazy binary splitting because the work queues are split only when there is an idle processor that is ready to receive the work. The benefit of this optimization is that the algorithm can express parallelism between blocks without having to pay the cost of creating a dag vertex for each and every block.

Figures 8 and 9 show the results from this experiment. Owing to space limitation, we show the plots for only the grid sizes 1k and 8k, which we selected to match those reported in another study [41]—we obtained consistent results from other settings of the grid size. Results show that, for a large grid of size 8k, the Cilk version and ours achieve fairly similar speedups, with ours being slightly faster. But for a smaller grid size of 1k, the Cilk version achieves no more than 2x speedup, whereas our version achieves 10x. We explain



**Figure 8.** Gauss-Seidel with 40 cores. Input size: 8192 x 8192.

this difference by the fact that the Cilk implementation can exploit parallelism only within one wavefront, whereas ours is limited only by the inter-block dependencies.

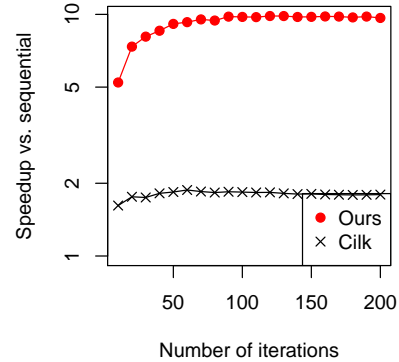
**Futures benchmark.** Our next experiment uses a benchmark to evaluate our implementation of futures. Futures have been studied extensively since the early days of parallel computing [22]. Yet, there are very few, if any, practical, comparative studies involving futures. It might be because specific uses of futures can in many cases be replaced with another construct, such as `async-finish` or `fork-join`. For example, PPBS benchmarking suite [12], which is perhaps the most comprehensive parallel benchmarking suite that targets shared memory computers has no benchmarks that are futures-specific. Facebook’s Folly library uses futures in a more practical fashion to mask latencies imposed by IO calls [1]. But Folly applications, being IO bound, are too coarse grained for benchmarking the effectiveness of threading primitives.

Instead, we consider here a synthetic benchmark that is inspired by earlier work on algorithms for implementing futures on the PRAM machine [21]. The function `mixed`, shown below, creates a future  $f$  and forces it in a parallel loop for a specified number  $n$  times. The `parallel_for` loop is implemented with `async-finish`. What makes this benchmark challenging is that future  $f$  has a potentially very high number of dependencies that must be woken up and scheduled. In our evaluation, we take  $n$  to be 10 million.

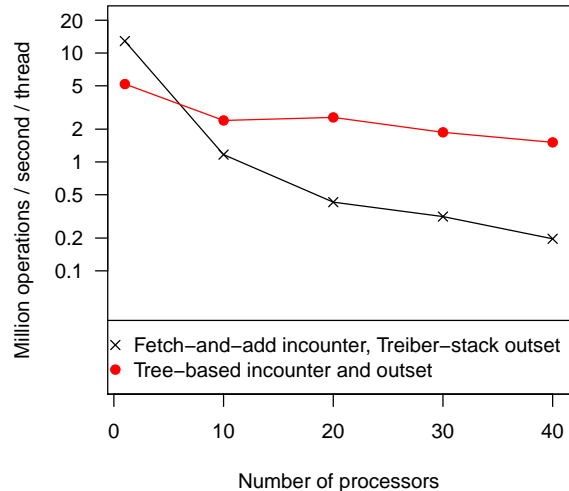
```
function mixed n =
  if n > 1 then
    let f = future(mixed(n/2)) in
    parallel_for i = 1 to n do force f
```

More specifically, a call to `mixed(n)` leads to the creation of one future and  $n$  touches of it. This future recursively calls `mixed(n/2)`, and so on. In total  $\log n$  futures are allocated and  $2n$  touch operations are performed. We count five basic operations per touch (`newTd`, `increment`, `decrement`, `add`, and `parallelNotify`). Therefore,  $10n$  operations are performed in total.

The results are shown in Figure 10. To evaluate our implementation, we considered two different implementations of our concurrent dag structure. The first one uses for incounter the atomic counter cell and for outset a Treiber stack. The second one uses for incounter and outset the tree-based structures described in the beginning of the section. Results show that the shared incounter and Treiber stack perform best only when the number of processors is strictly fewer



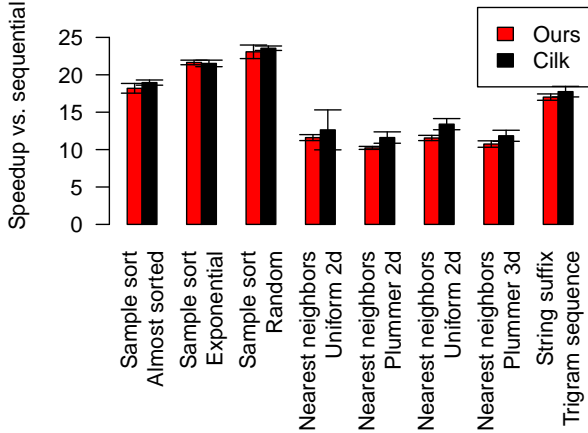
**Figure 9.** Gauss-Seidel with 40 cores. Input size: 1024 x 1024.



**Figure 10.** Performance, measured as number of dag operations per second per thread, of the call to `mixed(107)`, for two combinations of incounter/outset implementations, showing that tree-based structures have higher overheads but better scalability.

than ten. The reason is that these two structures are relatively simple and perform better under light or no contention, but quickly deteriorate when there is sufficient contention among the participating processors. Overall, this benchmark demonstrates the ability of our implementation to scale gracefully with large numbers of concurrent operations. Furthermore, the results suggest that, under low load, a simple implementation of the incounter and outset performs best, whereas the scalable implementation performs best otherwise. As we see in the next benchmarks, often it is easy to identify cases where the simple implementation suffices. In other cases, one can use the scalable implementations, paying what seems to be a reasonable overhead when the scalability of the structures is not needed.

**Fork-join benchmarks.** The final part of this study shows results from three benchmarks taken from the Problem-Based Benchmark Suite (PBBS) [12]. The first one is a parallel sample sort. Each input consists of 240 million doubles. The second is a suffix-array



**Figure 11.** Results for fork-join programs: sample sort, string suffix, and nearest neighbors, all using 40 cores.

algorithm that takes as input a string  $S$  and returns an equal-length array  $A$  that specifies in sorted order the suffixes of  $S$ . We use an input with 10 million characters. The third is the  $K$ -nearest neighbors algorithm, which for  $n$  points in two or three dimensions and parameter  $k$ , returns for each point its  $k$  nearest neighbors. For each input, we used  $n = 10$  million points. We implemented each of these algorithms in our dag-calculus implementation and compared results with the original codes in Cilk. For each encounter, we used a counter cell that is updated by atomic fetch and add, and for each outset, we used a single non-atomic cell to store the pointer to the next dag vertex. These encodings are a good match for these fork-join applications because, in these applications, each thread has zero, one, or two incoming edges and zero or one outgoing edges. Results are shown in Figure 11. The results show that, even though the Cilk system has benefited from significant, long-term engineering effort, the encodings in our dag-calculus implementation perform nearly as well as the Cilk-based counterparts.

**Summary.** The experimental results presented in this section show that, even when compared to highly engineered parallel-programming systems, the dag calculus performs well. In two high-performance parallel algorithms, namely PDFS and Gauss Seidel, we improve over implementations of the same algorithms for different systems, manual scheduling with Pthreads and with Cilk Plus, respectively. The improvements are due to increased flexibility in allowing expression of non-standard forms of synchronization. In the case of fork-join benchmarks, our implementation achieves similar performance to Cilk Plus, a highly optimized system. We also show that in some benchmarks using futures, the concurrent data structures employed in the implementation of the computation dag can affect performance. These findings suggest further research on efficient and scalable data structures for concurrent dags.

## 7. Related Work

We discussed most closely related work in the rest of the paper; we present a broader account here.

Semantics of concurrency has been studied extensively and many concurrent calculi has been proposed, including CSP [26],  $\pi$ -calculus [35, 36] and actors [25]. These calculi model concurrent computations involving interaction between many processes via some communication medium, typically called channels. Many different calculi have been studied (several surveys exist, e.g. [8, 23]), and several programming languages such as Concurrent ML [43] and Pict [40] have been designed based on these calculi. Operational

semantics for concurrent versions of ML have also been developed (e.g. [9, 39]).

This abundance of formal semantics of concurrency contrasts starkly with its paucity for parallelism: relatively little exists beyond the well-known work on futures and fork-join parallelism. One recent exception is the work on Featherweight X10 by Lee and Palsberg [38], who give formal semantics of a language with async-finish parallelism. The core of their work is a type system for may-happen-in-parallel analysis. In contrast, we focus on the dynamics of parallel computations in general, which includes async-finish and also other parallelism abstractions.

In addition to their use in parallel-algorithm design [7, 13, 21, 28]), dags are sometimes used for presenting a cost-semantics [3, 44–46] for parallel programs. For example, Greiner and Belloch [21] present a cost semantics for a language with futures based on dags. They also present algorithms for the PRAM model. Spoonhower et al. [48] use a similar technique for presenting a cost semantics to account for space use for a language with parallel tuples.

There have been several other proposals for structured/implicit parallel programming in addition to fork-join, async-finish, and futures approaches. OpenStream is a data-flow system that offers relaxed synchronization for parallel applications [41]. Our experiment with Gauss Seidel repeats theirs, but uses our dag calculus implementation. We were, however, unable to compare to their work, because of difficulties in reproducing their results; We have been working with the authors to address this issue. Concurrent Revisions [14] resembles futures, but provides a mechanism for deterministic programming with shared mutable state. LVars [30] are one alternative approach that have recently been extended to support primitives with the same power as both async/finish and futures [31].

The semantics and the proofs presented in this paper all assume a sequentially consistent memory model. Our C++ implementation, however, operates on an Intel X86 machine with a weak memory model [37], and employs the necessary atomic read-modify-write operations and memory fences to ensure correct behavior. We leave it for future work to generalize the semantics and the proofs for weak memory models.

## 8. Conclusion

Calculi for concurrent programming abound. In contrast, there is relatively little work on calculi for parallel computing. In this paper, we present a calculus that can express a variety of common parallelism paradigms and show that the calculus can be implemented on modern parallel computers. Our experiments show that the proposed calculi and its practical implementation, however young, performs well compared to the state of the art parallel systems that have benefited from many years of engineering. Natural future directions of research include development of parallel programming languages that use dag calculus as an intermediate language, extensions of our model to interact with shared memory with relaxed semantics, and development of a type system for enforcing safety of dag calculus programs.

## Acknowledgments

This research is partially supported by European Research Council (grant ERC-2012-StG-308246), National Science Foundation (grants CCF-1320563 and CCF-1408940). We would like to thank the members of Inria’s Gallium team for useful discussions on this paper, and the anonymous reviewers for helpful critique and feedback.

## References

- [1] Folly: Facebook open-source library, 2015. <https://github.com/facebook/folly>.

- [2] Umut A. Acar, Guy E. Blelloch, and Robert D. Blumofe. The data locality of work stealing. *Theory of Computing Systems (TOCS)*, 35(3): 321–347, 2002.
- [3] Umut A. Acar, Arthur Charguéraud, and Mike Rainey. Oracle scheduling: Controlling granularity in implicitly parallel languages. In *ACM SIGPLAN Conference on Object-Oriented Programming, Systems, Languages, and Applications (OOPSLA)*, 2011.
- [4] Umut A. Acar, Arthur Charguéraud, and Mike Rainey. Scheduling parallel programs by work stealing with private dequeues. In *PPoPP '13*, 2013.
- [5] Umut A. Acar, Arthur Charguéraud, and Mike Rainey. A work-efficient algorithm for parallel unordered depth-first search. In *ACM/IEEE Conference on High Performance Computing (SC)*, page 1, 2015.
- [6] Umut A. Acar, Arthur Charguéraud, Mike Rainey, and Filip Sieczkowski. Dag calculus: A calculus for parallel computation — technical appendix, 2016. Technical appendix. Available at <http://www.umut-acar.org/publications/works/dag-calculus-appendix.pdf>.
- [7] Nimar S. Arora, Robert D. Blumofe, and C. Greg Plaxton. Thread scheduling for multiprogrammed multiprocessors. *Theory of Computing Systems*, 34(2):115–144, 2001.
- [8] J. C. M. Baeten. A brief history of process algebra. *Theory of Computing Science*, 335(2-3):131–146, May 2005. ISSN 0304-3975.
- [9] Dave Berry, Robin Milner, and David N. Turner. A semantics for ML concurrency primitives. In *Conference Record of the Nineteenth Annual ACM SIGPLAN-SIGACT Symposium on Principles of Programming Languages, Albuquerque, New Mexico, USA, January 19-22, 1992*, pages 119–129, 1992.
- [10] Guy Blelloch and Margaret Reid-Miller. Pipelining with futures. *Theory of Computing Systems*, 32(3):213–239, 1999. ISSN 1433-0490.
- [11] Guy E. Blelloch and John Greiner. A provable time and space efficient implementation of NESL. In *Proceedings of the 1st ACM SIGPLAN International Conference on Functional Programming*, pages 213–225. ACM, 1996.
- [12] Guy E. Blelloch, Jeremy T. Fineman, Phillip B. Gibbons, and Julian Shun. Internally deterministic parallel algorithms can be fast. In *PPoPP '12*, pages 181–192, 2012. ISBN 978-1-4503-1160-1.
- [13] Robert D. Blumofe and Charles E. Leiserson. Scheduling multithreaded computations by work stealing. *J. ACM*, 46:720–748, September 1999. ISSN 0004-5411.
- [14] Sebastian Burckhardt, Alexandro Baldassin, and Daan Leijen. Concurrent programming with revisions and isolation types. In *Proceedings of the ACM International Conference on Object Oriented Programming Systems Languages and Applications*, OOPSLA '10, pages 691–707, 2010. ISBN 978-1-4503-0203-6.
- [15] Manuel M. T. Chakravarty, Roman Leshchinskiy, Simon Peyton Jones, Gabriele Keller, and Simon Marlow. Data parallel Haskell: a status report. In *Workshop on Declarative Aspects of Multicore Programming*, DAMP '07, pages 10–18, 2007. ISBN 978-1-59593-690-5.
- [16] Philippe Charles, Christian Grothoff, Vijay Saraswat, Christopher Donawa, Allan Kielstra, Kemal Ebcioglu, Christoph von Praun, and Vivek Sarkar. X10: an object-oriented approach to non-uniform cluster computing. In *Proceedings of the 20th annual ACM SIGPLAN conference on Object-oriented programming, systems, languages, and applications*, OOPSLA '05, pages 519–538. ACM, 2005. ISBN 1-59593-031-0.
- [17] Guojing Cong, Sreedhar B. Kodali, Sriram Krishnamoorthy, Doug Lea, Vijay A. Saraswat, and Tong Wen. Solving large, irregular graph problems using adaptive work-stealing. In *ICPP*, pages 536–545, 2008.
- [18] Faith Ellen, Yossi Lev, Victor Luchangco, and Mark Moir. Snzi: Scalable nonzero indicators. In *Proceedings of the Twenty-sixth Annual ACM Symposium on Principles of Distributed Computing*, PODC '07, pages 13–22, 2007. ISBN 978-1-59593-616-5.
- [19] Matthew Fluet, Mike Rainey, John Reppy, and Adam Shaw. Implicitly threaded parallelism in Manticore. *Journal of Functional Programming*, 20(5-6):1–40, 2011.
- [20] Matteo Frigo, Charles E. Leiserson, and Keith H. Randall. The implementation of the Cilk-5 multithreaded language. In *PLDI*, pages 212–223, 1998.
- [21] John Greiner and Guy E. Blelloch. A provably time-efficient parallel implementation of full speculation. *ACM Transactions on Programming Languages and Systems*, 21(2):240–285, March 1999. ISSN 0164-0925.
- [22] Robert H. Halstead, Jr. Implementation of multilisp: Lisp on a multiprocessor. In *Proceedings of the 1984 ACM Symposium on LISP and functional programming*, LFP '84, pages 9–17. ACM, 1984. ISBN 0-89791-142-3.
- [23] Robert Harper. *Practical Foundations for Programming Languages*. Cambridge University Press, New York, NY, USA, 2012. ISBN 1107029570, 9781107029576.
- [24] Maurice Herlihy and Zhiyu Liu. Well-structured futures and cache locality. In *Proceedings of the 19th ACM SIGPLAN Symposium on Principles and Practice of Parallel Programming*, PPoPP '14, pages 155–166, New York, NY, USA, 2014. ACM. ISBN 978-1-4503-2656-8. URL <http://doi.acm.org/10.1145/2555243.2555257>.
- [25] Carl Hewitt, Peter Bishop, and Richard Steiger. A universal modular actor formalism for artificial intelligence. In *Proceedings of the 3rd International Joint Conference on Artificial Intelligence*, IJCAI'73, pages 235–245, 1973.
- [26] C. A. R. Hoare. Communicating sequential processes. *Communications of the ACM*, 21(8):666–677, August 1978. ISSN 0001-0782.
- [27] Shams Mahmood Imam and Vivek Sarkar. Habanero-java library: a java 8 framework for multicore programming. In *2014 International Conference on Principles and Practices of Programming on the Java Platform Virtual Machines, Languages and Tools*, PPPJ '14, Cracow, Poland, September 23-26, 2014, pages 75–86, 2014.
- [28] Joseph Jaja. *An introduction to parallel algorithms*. Addison Wesley Longman Publishing Company, 1992.
- [29] Gabriele Keller, Manuel M.T. Chakravarty, Roman Leshchinskiy, Simon Peyton Jones, and Ben Lippmeier. Regular, shape-polymorphic, parallel arrays in haskell. In *Proceedings of the 15th ACM SIGPLAN international conference on Functional programming*, ICFP '10, pages 261–272, 2010. ISBN 978-1-60558-794-3.
- [30] Lindsey Kuper and Ryan R Newton. Lvars: lattice-based data structures for deterministic parallelism. In *Proceedings of the 2nd ACM SIGPLAN workshop on Functional high-performance computing*, pages 71–84. ACM, 2013.
- [31] Lindsey Kuper, Aaron Turon, Neelakantan R. Krishnaswami, and Ryan R. Newton. Freeze after writing: Quasi-deterministic parallel programming with lvars. In *Proceedings of the 41st ACM SIGPLAN-SIGACT Symposium on Principles of Programming Languages*, POPL '14, pages 257–270, New York, NY, USA, 2014. ACM. ISBN 978-1-4503-2544-8. .
- [32] Doug Lea. A java fork/join framework. In *Proceedings of the ACM 2000 conference on Java Grande*, JAVA '00, pages 36–43, 2000. ISBN 1-58113-288-3.
- [33] Daan Leijen, Wolfram Schulte, and Sebastian Burckhardt. The design of a task parallel library. In *Proceedings of the 24th ACM SIGPLAN conference on Object oriented programming systems languages and applications*, OOPSLA '09, pages 227–242, 2009. ISBN 978-1-60558-766-0.
- [34] Simon Marlow. Parallel and concurrent programming in haskell. In *Central European Functional Programming School - 4th Summer School, CEFP 2011, Budapest, Hungary, June 14-24, 2011, Revised Selected Papers*, pages 339–401, 2011.
- [35] Robin Milner, Joachim Parrow, and David Walker. A calculus of mobile processes, i. *Inf. Comput.*, 100(1):1–40, September 1992. ISSN 0890-5401.
- [36] Robin Milner, Joachim Parrow, and David Walker. A calculus of mobile processes, ii. *Inf. Comput.*, 100(1):41–77, September 1992. ISSN 0890-5401.
- [37] Scott Owens, Susmit Sarkar, and Peter Sewell. A better x86 memory model: x86-tso. In Stefan Berghofer, Tobias Nipkow, Christian Urban,

- and Makarius Wenzel, editors, *Theorem Proving in Higher Order Logics*, volume 5674 of *Lecture Notes in Computer Science*, pages 391–407. Springer Berlin / Heidelberg, 2009. ISBN 978-3-642-03358-2.
- [38] Jens Palsberg. Featherweight X10: a core calculus for async-finish parallelism. In *Proceedings of the 14th Workshop on Formal Techniques for Java-like Programs, FTfJP 2012, Beijing, China, June 12, 2012*, page 1, 2012.
- [39] Prakash Panangaden and John H. Reppy. *ML with Concurrency*, chapter The Essence of Concurrent ML, pages 5–29. CRC Press, 2005.
- [40] Benjamin C. Pierce and David N. Turner. Proof, language, and interaction. chapter Pict: A Programming Language Based on the Pi-Calculus, pages 455–494. 2000. ISBN 0-262-16188-5.
- [41] Antoniu Pop and Albert Cohen. Openstream: Expressiveness and data-flow compilation of openmp streaming programs. *TACO'13*, 9(4): 53:1–53:25, January 2013. ISSN 1544-3566.
- [42] Ram Raghunathan, Stefan K. Muller, Umut A. Acar, and Guy Blelloch. Hierarchical memory management for parallel programs. In *ACM International Conference on Functional Programming*, 2016.
- [43] John H. Reppy. *Concurrent Programming in ML*. Cambridge University Press, New York, NY, USA, 1999. ISBN 0-521-48089-2.
- [44] Mads Rosendahl. Automatic complexity analysis. In *FPCA '89: Functional Programming Languages and Computer Architecture*, pages 144–156. ACM, 1989.
- [45] David Sands. *Calculi for Time Analysis of Functional Programs*. PhD thesis, University of London, Imperial College, September 1990.
- [46] Patrick M. Sansom and Simon L. Peyton Jones. Time and space profiling for non-strict, higher-order functional languages. In *Principles of Programming Languages*, pages 355–366, 1995.
- [47] K. C. Sivaramakrishnan, Lukasz Ziarek, and Suresh Jagannathan. Multimlton: A multicore-aware runtime for standard ml. *Journal of Functional Programming*, FirstView:1–62, 6 2014. ISSN 1469-7653.
- [48] Daniel Spoonhower, Guy E. Blelloch, Robert Harper, and Phillip B. Gibbons. Space profiling for parallel functional programs. *Journal of Functional Programming*, 20:417–461, 2010. ISSN 1469-7653.
- [49] Alexandros Tzannes, George C. Caragea, Rajeev Barua, and Uzi Vishkin. Lazy binary-splitting: a run-time adaptive work-stealing scheduler. In *PPoPP '10*, pages 179–190, 2010.
- [50] Alexandros Tzannes, George C. Caragea, Uzi Vishkin, and Rajeev Barua. Lazy scheduling: A runtime adaptive scheduler for declarative parallelism. *TOPLAS*, 36(3):10:1–10:51, September 2014. ISSN 0164-0925. . URL <http://doi.acm.org/10.1145/2629643>.