



HAL
open science

Finite-Buffer Polling Systems with Threshold-Based Switching Policy

Konstantin Avrachenkov, Efrat Perel, Uri Yechiali

► **To cite this version:**

Konstantin Avrachenkov, Efrat Perel, Uri Yechiali. Finite-Buffer Polling Systems with Threshold-Based Switching Policy. TOP, 2016, 24 (3), pp.541 - 571. 10.1007/s11750-015-0408-6 . hal-01402886

HAL Id: hal-01402886

<https://inria.hal.science/hal-01402886>

Submitted on 25 Nov 2016

HAL is a multi-disciplinary open access archive for the deposit and dissemination of scientific research documents, whether they are published or not. The documents may come from teaching and research institutions in France or abroad, or from public or private research centers.

L'archive ouverte pluridisciplinaire **HAL**, est destinée au dépôt et à la diffusion de documents scientifiques de niveau recherche, publiés ou non, émanant des établissements d'enseignement et de recherche français ou étrangers, des laboratoires publics ou privés.

Finite-Buffer Polling Systems with Threshold-Based Switching Policy

Kostia Avrachenkov¹ Efrat Perel^{2,3} and Uri Yechiali³

¹Inria, Sophia Antipolis, France.

²Afeka, Tel-Aviv Academic College of Engineering, Tel-Aviv, Israel.

³Department of Statistics and Operations Research,
School of Mathematical Sciences, Tel-Aviv University, Tel-Aviv, Israel.
[k.avrachenkov@sophia.inria.fr] [efratp@afeka.ac.il] [uriy@post.tau.ac.il]

Abstract

We consider a system of two separate finite-buffer $M/M/1$ queues served by a single server, where the switching mechanism between the queues is threshold-based, determined by the queue which is *not being served*. Applications may be found in data centers, smart traffic-light control and human behavior. Specifically, whenever the server attends queue i (Q_i) and the number of customers in the other queue, Q_j ($i, j = 1, 2; j \neq i$), reaches its threshold level, the server immediately switches to Q_j whenever Q_i is below its threshold. When a served Q_i becomes empty we consider two scenarios: (i) non-work-conserving; and (ii) work-conserving. We present occasions where the non-work-conserving policy is more economical than the work-conserving policy when high switching costs are involved. An intrinsic feature of the process is an oscillation phenomenon: when the occupancy of Q_i decreases the occupancy of the other queue increases. This fact is illustrated and discussed. By formulating the system as a three-dimensional continuous-time Markov chain we provide a probabilistic analysis of the system and investigate the effects of buffer sizes and arrival rates, as well as service rates, on the system's performance. Numerical examples are presented and extreme cases are investigated.

Keywords Polling Systems · Threshold Policy · Finite-Buffer Queues · Oscillations

Mathematic Subject Classification (2000) Primary: 60K25

1 Introduction

We study a two-queue finite-buffer polling-type system with a threshold-based switching policy (see Figure 1.1). However, in contrast to other models, switching instants from one queue to another are determined by the state of the queue which is *not being served*. That is, when the server attends queue i (Q_i), $i = 1, 2$, it serves the customers there until the first moment thereafter when the number of customers in Q_j ($j = 1, 2, j \neq i$) reaches its threshold level. At that instant the server immediately switches to Q_j (preemptive policy), unless the number of customers in Q_i is greater or equal to the threshold level there. In the latter case the server remains in Q_i until the number of customers there is reduced below the threshold level, and only then it switches to Q_j . The server will remain in Q_j following the same switching policy, and so on. When a served Q_i becomes empty we consider two switching scenarios: (i) non-work-conserving: the server remains in Q_i until Q_j reaches its threshold level, and (ii) work-conserving: the server immediately switches to Q_j if it is not empty. Although the work-conserving scenario seems more efficient, we present cases where it is less economical when high switching costs are involved. For each queue i , $i = 1, 2$, we assume that the queue capacity is $C_i < \infty$, so that a customer arriving at Q_i and finds C_i customers there, leaves the system never to return. Customers arrive at Q_i according to a Poisson process with rate λ_i and the service time there is exponentially distributed with mean $1/\mu_i$. The processes are independent. The threshold levels are $K_1 \leq C_1$ for Q_1 , and $K_2 \leq C_2$ for Q_2 . To keep the presentation more tractable, we provide analysis for the case where the threshold level in each queue equals the full capacity of the queue, namely, $K_1 = C_1$ and $K_2 = C_2$. The analysis when $K_1 < C_1$ and/or $K_2 < C_2$ can be performed in a similar manner, although the details become more cumbersome. Moreover, our numerical results show that for sufficiently large values of the thresholds and buffer capacities, the values of the buffer capacities have very little effect on the system performance. The cases when C_1 or/and C_2 are infinite are currently under investigation by the authors.

One application of such a model arises in data centers, where a rack of discs requires a special attention when the amount of recorded data exceeds a certain limit (threshold), causing an inefficient operation that calls for a clean up action. Another motivation for such systems is an automated traffic-light control that regulates the traffic of vehicles crossing an intersection. The traffic-light alternates right-of-way priority between two directions as follows: when one direction has the right-of way and the accumulating number of cars in the *other* direction reaches a threshold, the right-of-way is transferred to the latter direction, and vice versa. In fact, human-beings behave

in a similar manner: while working on a given task they let the load of other tasks pile up. Only when the amount of work of another task exceeds a threshold, they switch their attention to that task.

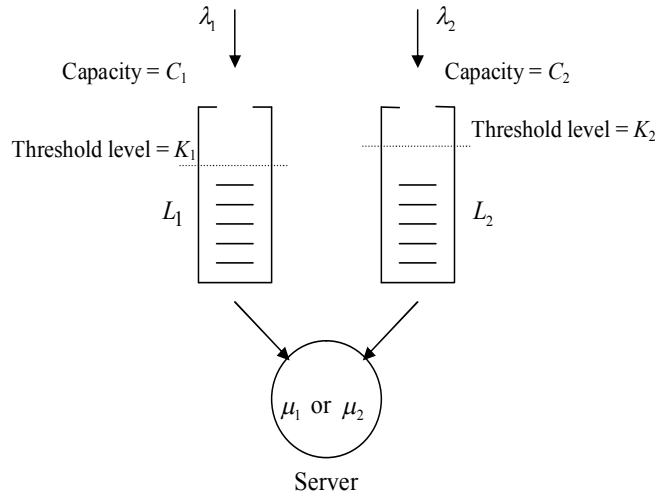


Figure 1.1: Two-queue polling system with threshold-based switching policy.

Polling systems have been studied extensively in the queueing literature mostly for unbounded-buffer systems (Boon et al. 2011; Takagi 1986; Yechiali 1993; and references there). Threshold based polling systems with unbounded buffers were also treated in the past (Lee and Sengupta 1993; Haverkort et al. 1994; Boxma et al. 1995a, 1995b; Lee 1996; Avram and Gómez-Corral 2006). Lee (1996) considered a single-server two-queue model, where a high priority queue is served exhaustively and a low priority queue follows a k -limited service policy. Lee and Sengupta (1993) analyzed a system where customers of each queue are served alternately unless the queue length of the high priority queue exceeds a certain threshold. Then, only the high priority customers are served until the queue length there reduces back to the threshold level. A variant of the latter model was studied by Haverkort et al. (1994): once the threshold is exceeded, the server serves the high priority queue exhaustively. Boxma et al. (1995a, 1995b) studied a similar model in which queues are being served exhaustively unless a certain threshold level is reached. In those studies service times are assumed to be exponentially distributed. In Boxma et al. (1995a) the service process at queue 2 is preemptively interrupted whenever the threshold at queue 1 is reached, while in Boxma et al. (1995b) it is nonpreemptively interrupted. The latter case was extended by Boxma and Down (1997) to the case where service times are generally distributed, and was

further examined by Avram and Gómez-Corral (2006) where the main objective is to investigate the solution of a dynamic programming optimality equation.

In the current work our aim is to determine the joint distribution function of the queue size process. To this end we formulate the system as a three-dimensional continuous-time Markov chain and study its steady-state behavior by applying two solution methods: (i) Probability Generating Functions (PGFs), and (ii) Matrix analytic approach. We present a full analysis of the non-work-conserving scenario, and discuss briefly the details of the work-conserving scenario. The two scenarios are compared numerically. Moreover, such a model exhibits oscillations, whose nature depends on the relative values of the various parameters: when the occupancy of Q_i decreases the occupancy of the other queue increases. Vivid examples of oscillations between two queues are presented in Coffman, Puhalskii and Reiman (1995) (C.P.R) and in Arazi, Ben-Jacob and Yechiali (2005). However, there is an important difference between the work of C.P.R and the present model. In the former heavy load regime is needed for appearance of oscillations, whereas in this work, the oscillations manifest themselves when the values of the thresholds are sufficiently large irrespectively of the system load. Investigating these oscillations led to an observation that the dynamics of the system converges to a periodic behavior when the threshold values, K_1 for Q_1 and K_2 for Q_2 , are large. We leave the probabilistic analysis of this convergence for future research. A recent work, still in progress, by Jonckheere, Nazarathy and Rojas-Nandayapa may provide a good base for the fluid analysis of the considered system.

The structure of the paper is as follows: In Section 2 we consider the non-work-conserving scenario. In Subsection 2.1 we define the system as a three-dimensional Markovian process and develop the system's balance equations. Consequently, in Subsection 2.3, we construct the corresponding marginal PGFs. The solution of the PGFs is obtained by solving two finite linear systems of the form $A(z)\vec{G}(z) = \vec{P}(z)$ and $B(w)\vec{F}(w) = \vec{\Pi}(w)$, where $\vec{G}(z)$ and $\vec{F}(w)$ are vector functions of the sought-for PGFs; $A(z)$ and $B(w)$ are finite square matrices with entries constructed from the parameters of the system; and $\vec{P}(z)$ and $\vec{\Pi}(w)$ are finite-dimensional vectors consisting of unknown boundary probabilities (Litvak and Yechiali 2003; Perel and Yechiali 2008, 2013). We show how to calculate the boundary probabilities determining the PGFs by deriving explicit *closed-form* combinatorial expressions for the determinants of $A(z)$ and $B(w)$. We are not aware of any previous relevant studies that obtained such explicit expressions. In Subsection 2.4 we use a matrix analytic approach to solve the two sets of balance equations constructed in Subsection 2.1. It follows that the generator matrix defining the process differs from the classical quasi birth-and-death (QBD) processes generators. Although the three-dimensional finite set of balance equations can

be solved numerically, we present an algorithmic-type method to compute the steady state probabilities. We use this approach since traditional matrix geometric methods (Neuts 1981; Latouche and Ramaswami 1999) usually address infinite-dimensional systems, while truncation methods for infinite-dimensional systems (Bright and Taylor 1995), are not relevant here. Our analysis leads to the calculation of certain matrices defined by combinatorial expressions resembling the combinatorial expressions derived for the determinants of $A(z)$ and $B(w)$ associated with the PGFs. Furthermore, we are able to reduce the Kolmogorov set of $2(K_1 + 1) \times (K_2 + 1)$ linear equations to a set of $K_1 + K_2 + 2$ linear equations in the $K_1 + K_2 + 1$ unknown boundary probabilities, by which all other probabilities are calculated. In Section 3 we discuss the second switching scenario, while in Section 4 we present numerical results. Section 5 deals with extreme cases. The oscillation phenomenon is presented and discussed in Section 6, where the two scenarios are also compared. Section 7 concludes the paper.

2 Scenario 1: Non-Work-Conserving Policy

2.1 Balance Equations

Let $L_i(t)$ denote the number of customers present in Q_i at time t , $i = 1, 2$, and $L_i = \lim_{t \rightarrow \infty} L_i(t)$. Let $I(t) = 1$ if the server attends Q_1 at time t , and $I(t) = 2$ if the server attends Q_2 ($I = \lim_{t \rightarrow \infty} I(t)$). The triple $(L_1(t), L_2(t), I(t))$ defines a non reducible continuous-time finite Markov chain, with transition-rate diagram depicted in Figure 2.1 (the numbers 1 or 2 appearing next to each node indicate whether $I = 1$, or $I = 2$, respectively). Each box (k, n) depicts both the state where $I(t) = 1$ and the state where $I(t) = 2$. Let $P_{kn}(i) = \mathbb{P}(L_1 = k, L_2 = n, I = i)$, where $0 \leq k \leq K_1$, $0 \leq n \leq K_2$, $i = 1, 2$, denote the steady state probabilities of the system state. Then, the sets of balance equations, for $I = 1$ are given bellow. For $I = 2$ the equations are symmetrical.

$I = 1$.

$k = 0$:

$$n = 0 : \quad (\lambda_1 + \lambda_2)P_{00}(1) = \mu_1 P_{10}(1)$$

$$1 \leq n \leq K_2 - 1 : \quad (\lambda_1 + \lambda_2)P_{0n}(1) = \lambda_2 P_{0,n-1}(1) + \mu_1 P_{1n}(1) \quad (2.1)$$

$1 \leq k \leq K_1 - 1$:

$$n = 0 : \quad (\lambda_1 + \lambda_2 + \mu_1)P_{k0}(1) = \lambda_1 P_{k-1,0}(1) + \mu_1 P_{k+1,0}(1)$$

$$1 \leq n \leq K_2 - 1 : \quad (\lambda_1 + \lambda_2 + \mu_1)P_{kn}(1) = \lambda_1 P_{k-1,n}(1) + \lambda_2 P_{k,n-1}(1) + \mu_1 P_{k+1,n}(1) \quad (2.2)$$

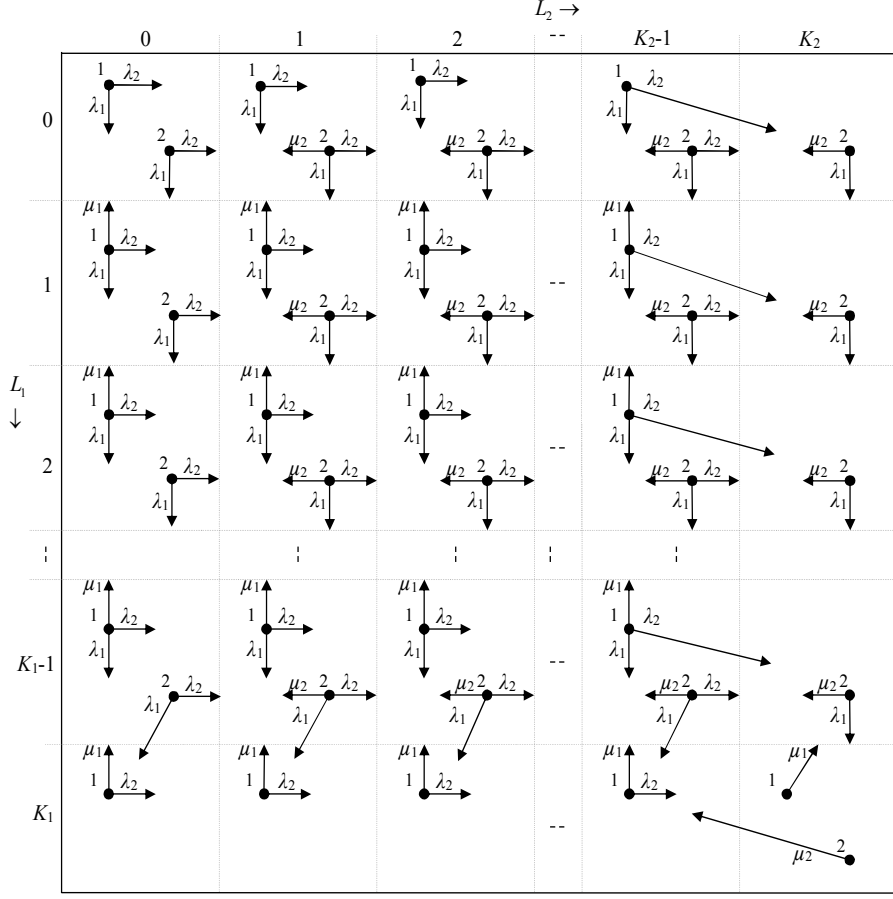


Figure 2.1: Transition rate diagram of (L_1, L_2, I) for Scenario 1.

$k = K_1 :$

$$n = 0 : \quad (\lambda_2 + \mu_1)P_{K_1 0}(1) = \lambda_1 P_{K_1-1, 0}(1) + \lambda_1 P_{K_1-1, 0}(2)$$

$$1 \leq n \leq K_2 - 2 : \quad (\lambda_2 + \mu_1)P_{K_1 n}(1) = \lambda_1 P_{K_1-1, n}(1) + \lambda_1 P_{K_1-1, n}(2) + \lambda_2 P_{K_1, n-1}(1)$$

$$n = K_2 - 1 : \quad (\lambda_2 + \mu_1)P_{K_1, K_2-1}(1) = \lambda_1 P_{K_1-1, K_2-1}(1) + \lambda_1 P_{K_1-1, K_2-1}(2)$$

$$+ \lambda_2 P_{K_1, K_2-2}(1) + \mu_2 P_{K_1 K_2}(2)$$

$$n = K_2 : \quad \mu_1 P_{K_1 K_2}(1) = \lambda_2 P_{K_1, K_2-1}(1)$$

(2.3)

Define the following marginal probabilities

$$\mathbb{P}(L_1 = k, I = i) \equiv P_{k\bullet}(i) = \sum_n P_{kn}(i), \quad \text{for } 0 \leq k \leq K_1, \quad i = 1, 2,$$

$$\mathbb{P}(L_2 = n, I = i) \equiv P_{\bullet n}(i) = \sum_k P_{kn}(i), \quad \text{for } 0 \leq n \leq K_2, \quad i = 1, 2,$$

Summing equations (2.1) – (2.3) we arrive at

$$\mu_1 P_{K_1 K_2}(1) + \lambda_2 (P_{\bullet K_2-1}(1) - P_{K_1, K_2-1}(1)) = \mu_2 P_{K_1 K_2}(2) + \lambda_1 (P_{K_1-1, \bullet}(2) - P_{K_1-1, K_2}(2)). \quad (2.4)$$

Indeed, equation (2.4) states that the average switching rate from state $I = 1$ to state $I = 2$ (left hand side of (2.4)) is equal to the average switching rate from state $I = 2$ to state $I = 1$ (right hand side of (2.4)).

2.2 Idleness and Carried Loads

Summing over n each equation for k in the set (2.1) – (2.3) for $I = 1$, together with the corresponding set for $I = 2$, we get, after rearranging terms,

$$\lambda_1 \mathbb{P}(L_1 = k) = \mu_1 P_{k+1, \bullet}(1), \quad 0 \leq k \leq K_1 - 1 \quad (2.5)$$

Similarly, for every n , $0 \leq n \leq K_2 - 1$, we have

$$\lambda_2 \mathbb{P}(L_2 = n) = \mu_2 P_{\bullet, n+1}(2), \quad 0 \leq n \leq K_2 - 1 \quad (2.6)$$

Now, summing (2.5) over all k , $0 \leq k \leq K_1 - 1$, and rearranging terms we obtain

$$P_{0, \bullet}(1) = \mathbb{P}(I = 1) - \frac{\lambda_1^{eff}}{\mu_1} = \mathbb{P}(I = 1) - \rho_1^{eff}. \quad (2.7)$$

Similarly,

$$P_{\bullet, 0}(2) = \mathbb{P}(I = 2) - \frac{\lambda_2^{eff}}{\mu_2} = \mathbb{P}(I = 2) - \rho_2^{eff}, \quad (2.8)$$

where, for every $i = 1, 2$, $\lambda_i^{eff} = \lambda_i (1 - \mathbb{P}(L_i = K_i)) = \lambda_i (1 - \mathbb{P}(\text{arriving customer is lost in } Q_i))$ and $\rho_i^{eff} = \frac{\lambda_i^{eff}}{\mu_i}$. Notice that ρ_i^{eff} is exactly the mean carried load at Q_i , $i = 1, 2$.

Summing (2.7) and (2.8) we obtain

$$P_{0, \bullet}(1) + P_{\bullet, 0}(2) = 1 - (\rho_1^{eff} + \rho_2^{eff}). \quad (2.9)$$

Equation (2.9) states that the proportion of time the server is idle, i.e. resides in an empty queue (LHS of (2.9)) equals one minus the proportion of time the server is busy (RHS of (2.9)).

2.3 Generating Functions

Define, for each $0 \leq k \leq K_1$, and $0 \leq n \leq K_2$, the probability generating functions (PGFs) for states $I = 1$ and $I = 2$, respectively: $G_k(z) = \sum_{n=0}^{K_2} P_{kn}(1)z^n$, $F_n(w) = \sum_{k=0}^{K_1} P_{kn}(2)w^k$. Multiplying by z^n each equation for n in the sets (2.1) – (2.3), summing over n , and rearranging terms we get

$$\begin{aligned} \underline{k = 0} : \\ (\lambda_1 + \lambda_2(1 - z)) G_0(z) = \mu_1 G_1(z) - \lambda_2 P_{0, K_2-1}(1) z^{K_2} \end{aligned} \quad (2.10)$$

$1 \leq k \leq K_1 - 2$:

$$(\lambda_1 + \mu_1 + \lambda_2(1 - z)) G_k(z) = \lambda_1 G_{k-1}(z) + \mu_1 G_{k+1}(z) - \lambda_2 P_{k, K_2-1}(1) z^{K_2} \quad (2.11)$$

$k = K_1 - 1$:

$$\begin{aligned} (\lambda_1 + \mu_1 + \lambda_2(1 - z)) G_{K_1-1}(z) &= \lambda_1 G_{K_1-2}(z) + \mu_1 G_{K_1}(z) - \lambda_2 P_{K_1-1, K_2-1}(1) z^{K_2} \\ &\quad - \mu_1 P_{K_1 K_2}(1) z^{K_2} \end{aligned} \quad (2.12)$$

$k = K_1$:

$$\begin{aligned} (\mu_1 + \lambda_2(1 - z)) G_{K_1}(z) &= \lambda_1 G_{K_1-1}(z) + \lambda_1 \sum_{n=0}^{K_2-1} P_{K_1-1, n}(2) z^n + \lambda_2 P_{K_1 K_2}(1) (1 - z) z^{K_2} \\ &\quad + \mu_2 P_{K_1 K_2}(2) z^{K_2-1} \end{aligned} \quad (2.13)$$

The sets (2.10) – (2.13), and the corresponding set for $F_n(w)$, $0 \leq n \leq K_2$, comprise two systems of linear equations of the form

$$A(z) \vec{G}(z) = \vec{P}(z), \quad B(w) \vec{F}(w) = \vec{\Pi}(w),$$

where the column vectors $\vec{G}(z)$, $\vec{P}(z)$, $\vec{F}(w)$ and $\vec{\Pi}(w)$, and the matrices $A(z)$ and $B(w)$ are defined as follows:

$$\begin{aligned} \vec{G}(z) &= (G_0(z), G_1(z), \dots, G_{K_1}(z))^t, & \vec{P}(z) &= (P_0(z), P_1(z), \dots, P_{K_1}(z))^t, \\ \vec{F}(w) &= (F_0(w), F_1(w), \dots, F_{K_2}(w))^t, & \vec{\Pi}(w) &= (\Pi_0(w), \Pi_1(w), \dots, \Pi_{K_2}(w))^t, \end{aligned}$$

with

$$P_k(z) = \begin{cases} -\lambda_2 P_{k, K_2-1}(1) z^{K_2}, & 0 \leq k \leq K_1 - 2 \\ -\lambda_2 P_{K_1-1, K_2-1}(1) z^{K_2} - \mu_1 P_{K_1 K_2}(1) z^{K_2}, & k = K_1 - 1 \\ \lambda_1 \sum_{n=0}^{K_2-1} P_{K_1-1, n}(2) z^n + \lambda_2 P_{K_1 K_2}(1) (1 - z) z^{K_2} + \mu_2 P_{K_1 K_2}(2) z^{K_2-1}, & k = K_1 \end{cases}$$

$$\Pi_n(w) = \begin{cases} -\lambda_1 P_{K_1-1, n}(2) w^{K_1}, & 0 \leq n \leq K_2 - 2 \\ -\lambda_1 P_{K_1-1, K_2-1}(2) w^{K_1} - \mu_2 P_{K_1 K_2}(2) w^{K_1}, & n = K_2 - 1 \\ \lambda_2 \sum_{k=0}^{K_1-1} P_{k, K_2-1}(1) w^k + \lambda_1 P_{K_1 K_2}(2) (1 - w) w^{K_1} + \mu_1 P_{K_1 K_2}(1) w^{K_1-1}, & n = K_2 \end{cases}$$

$$A(z) = \begin{pmatrix} \alpha_0(z) & -\mu_1 & 0 & \cdots & \cdots & 0 \\ -\lambda_1 & \alpha(z) & -\mu_1 & 0 & \cdots & 0 \\ 0 & -\lambda_1 & \alpha(z) & -\mu_1 & 0 & \vdots \\ \vdots & \ddots & \ddots & \ddots & \ddots & \vdots \\ 0 & \ddots & \ddots & -\lambda_1 & \alpha(z) & -\mu_1 \\ 0 & \cdots & \cdots & 0 & -\lambda_1 & \alpha_{K_1}(z) \end{pmatrix},$$

where $\alpha_0(z) = \lambda_1 + \lambda_2(1 - z)$; $\alpha(z) = \lambda_1 + \mu_1 + \lambda_2(1 - z)$; $\alpha_{K_1}(z) = \mu_1 + \lambda_2(1 - z)$.

$$B(w) = \begin{pmatrix} \beta_0(w) & -\mu_2 & 0 & \cdots & \cdots & 0 \\ -\lambda_2 & \beta(w) & -\mu_2 & 0 & \cdots & 0 \\ 0 & -\lambda_2 & \beta(w) & -\mu_2 & 0 & \vdots \\ \vdots & \ddots & \ddots & \ddots & \ddots & \vdots \\ 0 & \ddots & \ddots & -\lambda_2 & \beta(w) & -\mu_2 \\ 0 & \cdots & \cdots & 0 & -\lambda_2 & \beta_{K_2}(w) \end{pmatrix},$$

where $\beta_0(w) = \lambda_2 + \lambda_1(1 - w)$; $\beta(w) = \lambda_2 + \mu_2 + \lambda_1(1 - w)$; $\beta_{K_2}(w) = \mu_2 + \lambda_1(1 - w)$.

To obtain $G_k(z)$ and $F_n(w)$ we use Cramer's rule. I.e., for every $0 \leq k \leq K_1$, $G_k(z) = \frac{|A_k(z)|}{|A(z)|}$, where $|A|$ is the determinant of the matrix A and $A_k(z)$ is the matrix obtained from $A(z)$ by replacing its k -th column by $\vec{P}(z)$. Similarly, $F_n(w) = \frac{|B_n(w)|}{|B(w)|}$, for every $0 \leq n \leq K_2$. Thus, each PGF $G_k(z)$ and $F_n(w)$ is expressed in terms of the $K_1 + K_2 + 2$ unknown probabilities, $P_{0,K_2-1}(1)$; $P_{1,K_2-1}(1)$, ..., $P_{K_1-1,K_2-1}(1)$, $P_{K_1K_2}(1)$; $P_{K_1-1,0}(2)$, $P_{K_1-1,1}(2)$, ..., $P_{K_1-1,K_2-1}(2)$ and $P_{K_1K_2}(2)$ appearing in $\vec{P}(z)$ and $\vec{\Pi}(w)$. In order to find $\vec{P}(z)$ and $\vec{\Pi}(w)$ we need to find $K_1 + K_2 + 2$ equations relating those $K_1 + K_2 + 2$ unknowns. We do that in the next subsection by characterizing and using the roots of $|A(z)|$ and $|B(w)|$. Since $G_k(z)$ and $F_n(w)$ are probability generating functions, defined in our finite state space model for all reals z and w , each root of $|A(z)|$ (respectively of $|B(w)|$) is a root of $|A_k(z)|$ (respectively of $|B_n(w)|$), for every $0 \leq k \leq K_1$ (respectively for every $0 \leq n \leq K_2$).

Remark 2.1. It should be noted that, in our specific model, the matrix $A(z)$ can be presented as $A(z) = A - \lambda_A I$, where $\lambda_A = \lambda_2 z$ and A is a tridiagonal Jacobi matrix (see e.g., Da Fonseca (2006)) with a constant element along the upper diagonal and another constant along the lower diagonal. A is given by

$$A = \begin{pmatrix} \lambda_1 + \lambda_2 & -\mu_1 & 0 & \cdots & \cdots & 0 \\ -\lambda_1 & \lambda_1 + \mu_1 + \lambda_2 & -\mu_1 & 0 & \cdots & 0 \\ 0 & -\lambda_1 & \lambda_1 + \mu_1 + \lambda_2 & -\mu_1 & 0 & \vdots \\ \vdots & \ddots & \ddots & \ddots & \ddots & \vdots \\ 0 & \ddots & \ddots & -\lambda_1 & \lambda_1 + \mu_1 + \lambda_2 & -\mu_1 \\ 0 & \cdots & \cdots & 0 & -\lambda_1 & \mu_1 + \lambda_2 \end{pmatrix}.$$

Clearly, the roots of the equation $|A(z)| = 0$ coincide with the roots of $|A - \lambda_A I| = 0$. Thus, the various eigenvalues of the matrix A (divided by λ_2) are the roots of the polynomial $|A(z)| = 0$. The same holds for the matrix $B(w)$. Note that this relation to eigenvalues does not occur in other studies where roots of the polynomial $|A(z)| = 0$ are sought (see e.g., Litvak and Yechiali (2003); Perel E. and Yechiali (2008, 2013)).

Derivation of the Boundary Probabilities

Theorem 2.1. For any $\lambda_1 > 0$, $\mu_1 > 0$, $\lambda_2 > 0$ and $K_1 \geq 1$, $|A(z)|$ is a polynomial of degree $K_1 + 1$ possessing a single root $z^* = 1$ and K_1 distinct roots in the open interval $(1, \infty)$.

Proof. Let $q_0(z) = 1$. Define the minors of the diagonal of $A(z)$, starting from the higher left side corner, as follows (see also Usmani (1994)):

$$q_1(z) = \alpha_0(z), \quad q_2(z) = \begin{vmatrix} \alpha_0(z) & -\mu_1 \\ -\lambda_1 & \alpha(z) \end{vmatrix}, \dots, \quad q_{K_1+1}(z) = |A(z)|. \quad (2.14)$$

The polynomials $q_k(z)$, $1 \leq k \leq K_1 + 1$, satisfy the following recursions:

$$\begin{aligned} q_1(z) &= \alpha_0(z)q_0(z), \\ q_k(z) &= \alpha(z)q_{k-1}(z) - \lambda_1\mu_1q_{k-2}(z), \quad \text{for } 2 \leq k \leq K_1, \\ q_{K_1+1}(z) &= \alpha_K(z)q_{K_1}(z) - \lambda_1\mu_1q_{K_1-1}(z). \end{aligned} \quad (2.15)$$

From (2.14) and (2.15) we conclude that

1. By definition, $q_0(z) = 1$ and therefore has no roots.
2. $q_k(z)$ and $q_{k+1}(z)$ have no joint roots in $(0, \infty)$. Otherwise, suppose they have a joint root, then it would also be a root for $q_{k-1}(z)$, $q_{k-2}(z)$, ..., $q_0(z)$ which contradicts the above conclusion.
3. $\text{Sign}(q_k(\infty)) = (-1)^k$, for all k .
4. $q_k(1) = \lambda_1^k > 0$, for all $0 \leq k \leq K_1$.
5. $q_{K_1+1}(1) = 0$.
6. Given \tilde{z} a root of $q_k(z)$, then $\text{sign}(q_{k-1}(\tilde{z})q_{k+1}(\tilde{z})) = -1$.
7. $q_k(z)$ is a polynomial of degree k for all $0 \leq k \leq K_1 + 1$.

From the above we conclude that $q_1(z)$ has only one root, $z_{1,1} = 1 + \frac{\lambda_1}{\lambda_2} > 1$. $q_2(1) = \lambda_1^2 > 0$, $q_2(z_{1,1}) < 0$, $q_2(\infty) > 0$. Therefore, the 2 roots of $q_2(z)$ satisfy: $z_{2,1} \in (1, z_{1,1})$, $z_{2,2} \in (z_{1,1}, \infty)$. Similarly, $q_3(z)$ is of degree 3 and therefore can have no more than 3 distinct roots. Also $q_3(1) = \lambda_1^3 > 0$, $q_3(z_{2,1}) < 0$, $q_3(z_{2,2}) > 0$, $q_3(\infty) < 0$. This implies that $q_3(z)$ has exactly 3 distinct roots satisfying: $z_{3,1} \in (1, z_{2,1})$, $z_{3,2} \in (z_{2,1}, z_{2,2})$, $z_{3,3} \in (z_{2,2}, \infty)$.

In general, for $2 \leq k \leq K_1$, given $k-1$ distinct roots of $q_{k-1}(z)$, the roots of $q_k(z)$ satisfy: $z_{k,1} \in (1, z_{k-1,1})$, $z_{k,2} \in (z_{k-1,1}, z_{k-1,2})$, ..., $z_{k,k} \in (z_{k-1,k-1}, \infty)$.

$q_{K_1+1}(z)$ has $K_1 + 1$ roots, where $z_{K_1+1,1} = z^* = 1$ is one of them. From the above we have another K_1 distinct roots in the open interval $(1, \infty)$, satisfying $z_{K_1+1,2} \in (z_{K_1,1}, z_{K_1,2})$, $z_{K_1+1,3} \in (z_{K_1,2}, z_{K_1,3})$, ..., $z_{K_1+1,K_1} \in (z_{K_1,K_1-1}, z_{K_1,K_1})$, $z_{K_1+1,K_1+1} \in (z_{K_1,K_1}, \infty)$.

This completes the proof of Theorem 2.1. □

Theorem 2.2. For any $\lambda_2 > 0$, $\mu_2 > 0$, $\lambda_1 > 0$ and $K_2 \geq 1$, $|B(w)|$ is a polynomial of degree $K_2 + 1$ possessing a single root $w^* = 1$ and K_2 distinct roots in the open interval $(1, \infty)$.

Proof. The proof is identical to the proof of Theorem 2.1. \square

To find the $K_1 + K_2 + 2$ unknown probabilities appearing in $\vec{P}(z)$ and $\vec{\Pi}(w)$, we use the K_1 distinct roots in the open interval $(1, \infty)$ of the polynomial $|A(z)|$ and the K_2 distinct roots in the open interval $(1, \infty)$ of the polynomial $|B(w)|$, which provide us with $K_1 + K_2$ equations for those probabilities. Another equation is (2.4), and the last one is provided by using the fact that $\sum_{k=0}^{K_1} G_k(1) + \sum_{n=0}^{K_2} F_n(1) = 1$. Thus, we have a set of $K_1 + K_2 + 2$ linearly independent equations in the $K_1 + K_2 + 2$ unknown probabilities (see e.g. Litvak and Yechiali (2003); Perel E. and Yechiali (2008, 2013); Perel N. and Yechiali (2013)). Once the above $K_1 + K_2 + 2$ probabilities are calculated, the PGFs are completely determined.

Remark 2.2. We note that the polynomials $q_k(z)$, $1 \leq k \leq K_1 + 1$, are usually used to show that the roots of the determinant of the matrix $A(z)$ exist, and are inside or outside the $(0, 1)$ interval. We are not aware of a case where the polynomials were explicitly calculated. In our case we are able to derive explicit closed-form expressions for these polynomials.

Theorem 2.3. For every $1 \leq k \leq K_1$, $q_k(z)$ is of the form

$$q_k(z) = \sum_{l=0}^{\lfloor \frac{k}{2} \rfloor} (-\lambda_1 \mu_1)^l \left(\binom{k-l-1}{l} \alpha^{k-2l-1}(z) \alpha_0(z) + \binom{k-l-1}{l-1} \alpha^{k-2l}(z) \right), \quad (2.16)$$

where, for all $k \geq 0$, $\binom{k}{l} = 0$ for every $l < 0$, and $l > k$.

Proof. The proof is given in the Appendix. \square

Corollary 2.1. The polynomial $q_{K_1+1}(z) = |A(z)|$ is given by

$$\begin{aligned} |A(z)| &= \sum_{l=0}^{\lfloor \frac{K_1+1}{2} \rfloor} (-\lambda_1 \mu_1)^l \left(\binom{K_1-l}{l} \alpha^{K_1-2l}(z) \alpha_0(z) + \binom{K_1-l}{l-1} \alpha^{K_1+1-2l}(z) \right) \\ &\quad - \lambda_1 \sum_{l=0}^{\lfloor \frac{K_1}{2} \rfloor} (-\lambda_1 \mu_1)^l \left(\binom{K_1-l-1}{l} \alpha^{K_1-2l-1}(z) \alpha_0(z) + \binom{K_1-1-l-1}{l-1} \alpha^{K_1-2l}(z) \right). \end{aligned} \quad (2.17)$$

Proof. By substituting equation (2.16) in equation (2.15) once for $k = K_1$, and then for $k = K_1 - 1$. \square

By symmetry we have the following:

Corollary 2.2.

$$\begin{aligned} |B(w)| &= \sum_{l=0}^{\lfloor \frac{K_2+1}{2} \rfloor} (-\lambda_2 \mu_2)^l \left(\binom{K_2-l}{l} \beta^{K_2-2l}(w) \beta_0(w) + \binom{K_2-l}{l-1} \beta^{K_2+1-2l}(w) \right) \\ &\quad - \lambda_2 \sum_{l=0}^{\lfloor \frac{K_2}{2} \rfloor} (-\lambda_2 \mu_2)^l \left(\binom{K_2-l-1}{l} \beta^{K_2-2l-1}(w) \beta_0(w) + \binom{K_2-l-1}{l-1} \beta^{K_2-2l}(w) \right). \end{aligned} \quad (2.18)$$

The mean total number of customers in Q_i , $i = 1, 2$ is obtained by

$$\mathbb{E}[L_1] = \sum_{k=0}^{K_1} kP_{k\bullet}(1) + \sum_{k=0}^{K_1} kP_{k\bullet}(2) = \sum_{k=0}^{K_1} kG_k(1) + \sum_{n=0}^{K_2} F'_n(1), \quad (2.19)$$

$$\mathbb{E}[L_2] = \sum_{n=0}^{K_2} nF_n(1) + \sum_{k=0}^{K_1} G'_k(1). \quad (2.20)$$

Clearly, by Little's Law, $\mathbb{E}[W_i] = \mathbb{E}[L_i]/\lambda_i^{eff}$, where

$$\lambda_i^{eff} = \lambda_i (1 - \mathbb{P}(L_i = K_i)) = \lambda_i (1 - \mathbb{P}(\text{arriving customer is lost in } Q_i)).$$

$\mathbb{P}(I = 1)$ and $\mathbb{P}(I = 2)$ are obtained by

$$\mathbb{P}(I = 1) = \sum_{k=0}^{K_1} G_k(1), \quad (2.21)$$

$$\mathbb{P}(I = 2) = \sum_{n=0}^{K_2} F_n(1). \quad (2.22)$$

The above performance measures, $\mathbb{E}[L_i]$, $\mathbb{E}[W_i]$, $\mathbb{P}(\text{arriving customer is lost in } Q_i)$, and $\mathbb{P}(I = i)$, $i = 1, 2$, are calculated numerically in Section 4.

2.4 Matrix Analysis

We define a non-reducible Markov chain $(I(t), L_1(t), L_2(t))$ with a finite state space $S = \{(i, k, n) \mid i = 1, 2; 0 \leq k \leq K_1; 0 \leq n \leq K_2\}$ under the order $S = \{(1, 0, 0), (1, 0, 1), \dots, (1, 0, K_2 - 1); \dots; (1, K_1 - 1, 0), \dots, (1, K_1 - 1, K_2 - 1); (1, K_1, 0), \dots, (1, K_1, K_2 - 1), (1, K_1, K_2); (2, 0, 0), (2, 1, 0), \dots, (2, K_1 - 1, 0); \dots; (2, 0, K_2 - 1), \dots, (2, K_1 - 1, K_2 - 1); (2, 0, K_2), \dots, (2, K_1 - 1, K_2), (2, K_1, K_2)\}$ and a generator matrix Q given by

$$Q = \begin{pmatrix} A_1^0 & A_0 & \mathbf{0} & \cdots & \cdots & \cdots & \cdots & \cdots & \cdots & A_3^0 \\ A_2 & A_1 & A_0 & \mathbf{0} & \cdots & \cdots & \cdots & \cdots & \cdots & A_3^1 \\ \vdots & \ddots & \ddots & \ddots & \ddots & \ddots & \ddots & \ddots & \ddots & \vdots \\ \vdots & \mathbf{0} & A_2 & A_1 & A_0 & \mathbf{0} & \cdots & \cdots & \cdots & A_3^{K_1-1} \\ \vdots & \vdots & \mathbf{0} & A_2^{K_1} & A_1^{K_1} & \mathbf{0} & \cdots & \cdots & \cdots & A_3^{K_1} \\ \vdots & \ddots & \ddots & \mathbf{0} & B_3^0 & B_1^0 & B_0 & \mathbf{0} & \cdots & \mathbf{0} \\ \vdots & \ddots & \ddots & \mathbf{0} & B_3^1 & B_2 & B_1 & B_0 & \mathbf{0} & \vdots \\ \vdots & \ddots & \ddots & \ddots & \ddots & \ddots & \ddots & \ddots & \ddots & \vdots \\ \vdots & \ddots & \ddots & \mathbf{0} & B_3^{K_2-1} & \mathbf{0} & \cdots & B_2 & B_1 & B_0 \\ \vdots & \ddots & \ddots & \mathbf{0} & B_3^{K_2} & \mathbf{0} & \cdots & \cdots & B_2^{K_2} & B_1^{K_2} \end{pmatrix} = \begin{pmatrix} \mathcal{A} & \mathbf{0}_1 & \vec{\mathcal{A}}_3 \\ \mathbf{0}_2 & \vec{\mathcal{B}}_3 & \mathcal{B} \end{pmatrix}, \quad (2.23)$$

where, $\mathbf{0}$ is a matrix of zeros, and the sub-matrices in Q are the following: A_1^0 , A_0 , A_2 and A_1 are each of

size $K_2 \times K_2$; $A_1^{K_1}$ is of size $(K_2 + 1) \times (K_2 + 1)$; $A_2^{K_1}$ is of size $(K_2 + 1) \times K_2$; $A_3^0, A_3^1, \dots, A_3^{K_1-1}$ are each of size $K_2 \times (K_1 + 1)$; $A_3^{K_1}$ is of size $(K_2 + 1) \times (K_1 + 1)$; B_1^0, B_0, B_2 and B_1 are each of size $K_1 \times K_1$; $B_1^{K_2}$ is of size $(K_1 + 1) \times (K_1 + 1)$; $B_2^{K_2}$ is of size $(K_1 + 1) \times K_1$; $B_3^0, B_3^1, \dots, B_3^{K_2-1}$ are each of size $K_1 \times (K_2 + 1)$ and $B_3^{K_2}$ is of size $(K_1 + 1) \times (K_2 + 1)$. They are given by

$$A_0 = \text{diag}(\lambda_1), \quad A_2 = \text{diag}(\mu_1),$$

$$A_1^0 = \begin{pmatrix} -\beta_0 & \lambda_2 & 0 & \cdots & 0 \\ 0 & -\beta_0 & \lambda_2 & 0 & \vdots \\ \vdots & \ddots & \ddots & \ddots & \vdots \\ \vdots & \ddots & \ddots & -\beta_0 & \lambda_2 \\ \vdots & \ddots & \ddots & 0 & -\beta_0 \end{pmatrix}, \quad A_1 = \begin{pmatrix} -\beta_1 & \lambda_2 & 0 & \cdots & 0 \\ 0 & -\beta_1 & \lambda_2 & 0 & \vdots \\ \vdots & \ddots & \ddots & \ddots & \vdots \\ \vdots & \ddots & \ddots & -\beta_1 & \lambda_2 \\ \vdots & \ddots & \ddots & 0 & -\beta_1 \end{pmatrix},$$

where, $\beta_0 = \lambda_1 + \lambda_2$, $\beta_1 = \lambda_1 + \lambda_2 + \mu_1$ and $\beta_2 = \lambda_1 + \lambda_2 + \mu_2$.

$$A_1^{K_1} = \begin{pmatrix} -(\mu_1 + \lambda_2) & \lambda_2 & 0 & \cdots & 0 \\ 0 & -(\mu_1 + \lambda_2) & \lambda_2 & 0 & \vdots \\ \vdots & \ddots & \ddots & \ddots & \vdots \\ \vdots & \ddots & \ddots & -(\mu_1 + \lambda_2) & \lambda_2 \\ \vdots & \ddots & \ddots & 0 & -\mu_1 \end{pmatrix}, \quad A_2^{K_1} = \begin{pmatrix} \mu_1 & 0 & \cdots & \cdots & 0 \\ 0 & \mu_1 & 0 & \cdots & \vdots \\ \vdots & \ddots & \ddots & \ddots & \vdots \\ \vdots & \ddots & \ddots & \ddots & \mu_1 \\ 0 & \cdots & \cdots & \cdots & 0 \end{pmatrix}.$$

For all $0 \leq k \leq K_1 - 1$,

$$(A_3^k)_{(st),(lm)} = \begin{cases} \lambda_2 & (st) = (k, K_2 - 1), (lm) = (kK_2), \\ 0 & \text{otherwise} \end{cases}$$

$$(A_3^{K_1})_{(st),(lm)} = \begin{cases} \mu_1 & (st) = (K_1, K_2), (lm) = (K_1 - 1, K_2), \\ 0 & \text{otherwise} \end{cases}$$

The matrices $B_0, B_1^0, B_1, B_1^{K_2}, B_2$, and $B_2^{K_2}$ are similar to $A_0, A_1^0, A_1, A_1^{K_1}, A_2$, and $A_2^{K_1}$, respectively, where $\lambda_2, \mu_2, \beta_2$, and K_2 change role with $\lambda_1, \mu_1, \beta_1$, and K_1 , respectively. Finally, for all $0 \leq n \leq K_2 - 1$,

$$(B_3^n)_{(st),(lm)} = \begin{cases} \lambda_1 & (st) = (K_1 - 1, n), (lm) = (K_1 n), \\ 0 & \text{otherwise} \end{cases}$$

$$(B_3^{K_2})_{(st),(lm)} = \begin{cases} \mu_2 & (st) = (K_1, K_2), (lm) = (K_1, K_2 - 1), \\ 0 & \text{otherwise} \end{cases}$$

We emphasize that the structure of the matrix Q is *different* from the structure of a classical QBD process generator matrix. Usually the generator matrix of a QBD process has at most 3 non zero block-diagonals and all other entries are zero. In this case, the matrix Q has 3 non zero block-diagonals (appearing in the

matrices \mathcal{A} and \mathcal{B}) and in addition two non zero columns, \vec{A}_3 and \vec{B}_3 as in (2.23).

Define the steady state probability vector $\vec{P} = (\vec{P}_0^1, \vec{P}_1^1, \dots, \vec{P}_{K_1}^1, \vec{P}_0^2, \vec{P}_1^2, \dots, \vec{P}_{K_2}^2)$, where

$$\begin{aligned}\vec{P}_k^1 &= (P_{k0}(1), P_{k1}(1), \dots, P_{k, K_2-1}(1)), & 0 \leq k \leq K_1 - 1, \\ \vec{P}_{K_1}^1 &= (P_{K_1 0}(1), \dots, P_{K_1, K_2-1}(1), P_{K_1 K_2}(1)), \\ \vec{P}_n^2 &= (P_{0n}(2), P_{1n}(2), \dots, P_{K_1-1, n}(2)), & 0 \leq n \leq K_2 - 1, \\ \vec{P}_{K_2}^2 &= (P_{0K_2}(2), \dots, P_{K_1-1, K_2}(2), P_{K_1 K_2}(2)).\end{aligned}$$

Then the steady state probability vector satisfies $\vec{P}Q = \vec{0}$. Specifically, we have

$$\begin{aligned}\vec{P}_0^1 A_1^0 + \vec{P}_1^1 A_2 &= \vec{0}, \\ \vec{P}_0^1 A_0 + \vec{P}_1^1 A_1 + \vec{P}_2^1 A_2 &= \vec{0}, \\ &\vdots \\ \vec{P}_{K_1-2}^1 A_0 + \vec{P}_{K_1-1}^1 A_1 + \vec{P}_{K_1}^1 A_2^{K_1} &= \vec{0}, \\ \vec{P}_{K_1-1}^1 A_0 + \vec{P}_{K_1-1}^1 A_1^{K_1} + \sum_{n=0}^{K_2} \vec{P}_n^2 B_3^n &= \vec{0}, \\ \vec{P}_0^2 B_1^0 + \vec{P}_1^2 B_2 &= \vec{0}, \\ \vec{P}_0^2 B_0 + \vec{P}_1^2 B_1 + \vec{P}_2^2 B_2 &= \vec{0}, \\ &\vdots \\ \vec{P}_{K_2-2}^2 B_0 + \vec{P}_{K_2-1}^2 B_1 + \vec{P}_{K_2}^2 B_2^{K_2} &= \vec{0}, \\ \sum_{k=0}^{K_1} \vec{P}_k^1 A_3^k + \vec{P}_{K_2-1}^2 B_0 + \vec{P}_{K_2}^2 B_1^{K_2} &= \vec{0}.\end{aligned}\tag{2.24}$$

Clearly, one can solve directly (numerically) the set (2.24) (including the normalization equation, $\sum_{k=0}^{K_1} \vec{P}_k^1 \cdot \vec{e} + \sum_{n=0}^{K_2} \vec{P}_n^2 \cdot \vec{e} = 1$, where \vec{e} is a vector of 1's). This requires some computational effort. We indicate again that in contrast to most analytic methods in Queueing Theory that treat cases where at least one of the process dimension is infinite, our case is finite in all its dimensions. Thus traditional Matrix Geometric methods are not directly applicable here. In addition, truncation methods seem unnecessary here. Therefore, we present an *alternative* algorithmic-type method to ease the required computational effort. For this aim we borrow from the ideas presented by De Nitto Personè and Grassi (1996) and modify them to our purposes due to the special structure of the matrix Q . We claim:

Theorem 2.4. *The following equation holds:*

$$\vec{P}_k^1 = \vec{P}_0^1 C_k, \quad 1 \leq k \leq K_1 - 1, \tag{2.25}$$

where for all $1 \leq k \leq K_1 - 1$, C_k is a matrix of size $K_2 \times K_2$ satisfying $C_0 = I_{K_2}$, $C_1 = -\frac{1}{\mu_1} A_1^0$ and for all $2 \leq k \leq K_1 - 1$, $C_k = -\frac{1}{\mu_1} (\lambda_1 C_{k-2} + C_{k-1} A_1)$.

Proof. The proof is given in the Appendix. \square

Theorem 2.5. *The following equation holds:*

$$\vec{P}_n^2 = \vec{P}_0^2 D_n, \quad 1 \leq n \leq K_2 - 1, \quad (2.26)$$

where for all $1 \leq n \leq K_2 - 1$, D_n is a matrix of size $K_1 \times K_1$ satisfying $D_0 = I_{K_2}$, $D_1 = -\frac{1}{\mu_2} B_1^0$ and for all $2 \leq n \leq K_2 - 1$, $D_n = -\frac{1}{\mu_2} (\lambda_2 D_{n-2} + D_{n-1} B_1)$.

Proof. The proof is identical to the proof of Theorem 2.4. \square

From Theorem 2.4 we have that \vec{P}_k^1 , $1 \leq k \leq K_1 - 1$, are expressed in terms of the probability vector \vec{P}_0^1 , and from Theorem 2.5 we have that \vec{P}_n^2 , $1 \leq n \leq K_2 - 1$, are expressed in terms of the probability vector \vec{P}_0^2 . Therefore, the solution of (2.24) can be calculated by solving only the following reduced linear system:

$$\begin{aligned} \vec{P}_0^1 (\lambda_1 C_{K_1-2} + C_{K_1-1} A_1) + \vec{P}_{K_1}^1 A_2^{K_1} &= \vec{0}, \\ \vec{P}_0^1 \lambda_1 C_{K_1-1} + \vec{P}_{K_1}^1 A_1^{K_1} + \vec{P}_0^2 \sum_{n=0}^{K_2-1} D_n B_3^n + \vec{P}_{K_2}^2 B_3^{K_2} &= \vec{0}, \\ \vec{P}_0^2 (\lambda_2 D_{K_2-2} + D_{K_2-1} B_1) + \vec{P}_{K_2}^2 B_2^{K_2} &= \vec{0}, \\ \vec{P}_0^1 \sum_{k=0}^{K_1-1} C_k A_3^k + \vec{P}_{K_1}^1 A_3^{K_1} + \vec{P}_0^2 \lambda_2 D_{K_2-1} + \vec{P}_{K_2}^2 B_1^{K_2} &= \vec{0}. \end{aligned} \quad (2.27)$$

Therefore, instead of solving tediously the set of linear equations (2.24), it is enough to calculate the matrices C_k , $1 \leq k \leq K_1 - 1$ and D_n , $1 \leq n \leq K_2 - 1$, and solve the set of linear equations (2.27) with the normalization equation, $\vec{P}_0^1 \sum_{k=0}^{K_1-1} C_k \vec{e} + \vec{P}_{K_1}^1 \vec{e} + \vec{P}_0^2 \sum_{n=0}^{K_2-1} D_n \vec{e} + \vec{P}_{K_2}^2 \vec{e} = 1$, which yields the set of sought-for probability vectors $\vec{P}_0^1, \dots, \vec{P}_{K_1-1}^1, \vec{P}_{K_1}^1, \vec{P}_0^2, \dots, \vec{P}_{K_2-1}^2, \vec{P}_{K_2}^2$.

Theorem 2.6. *For every $0 \leq k \leq K_1 - 1$, C_k is of the form*

$$C_k = \left(\frac{-1}{\mu_1} \right)^k \sum_{l=0}^{\lfloor \frac{k}{2} \rfloor} (-\lambda_1 \mu_1)^l \left(\binom{k-1-l}{l} A_1^0 (A_1)^{k-2l-1} + \binom{k-1-l}{l-1} (A_1)^{k-2l} \right). \quad (2.28)$$

where, for all $k \geq 0$, $\binom{k}{l} = 0$ for every $l < 0$, and $l > k$.

Proof. The proof is given in the Appendix. \square

Remark 2.3. Notice the similarity in structure of equations (2.16) and (2.28).

Theorem 2.7. *For every $0 \leq n \leq K_2 - 1$, D_n is of the form*

$$D_n = \left(\frac{-1}{\mu_2} \right)^n \sum_{l=0}^{\lfloor \frac{n}{2} \rfloor} (-\lambda_2 \mu_2)^l \left(\binom{n-1-l}{l} B_1^0 (B_1)^{n-2l-1} + \binom{n-1-l}{l-1} (B_1)^{n-2l} \right). \quad (2.29)$$

Proof. The proof is similar to the proof of Theorem 2.6 \square

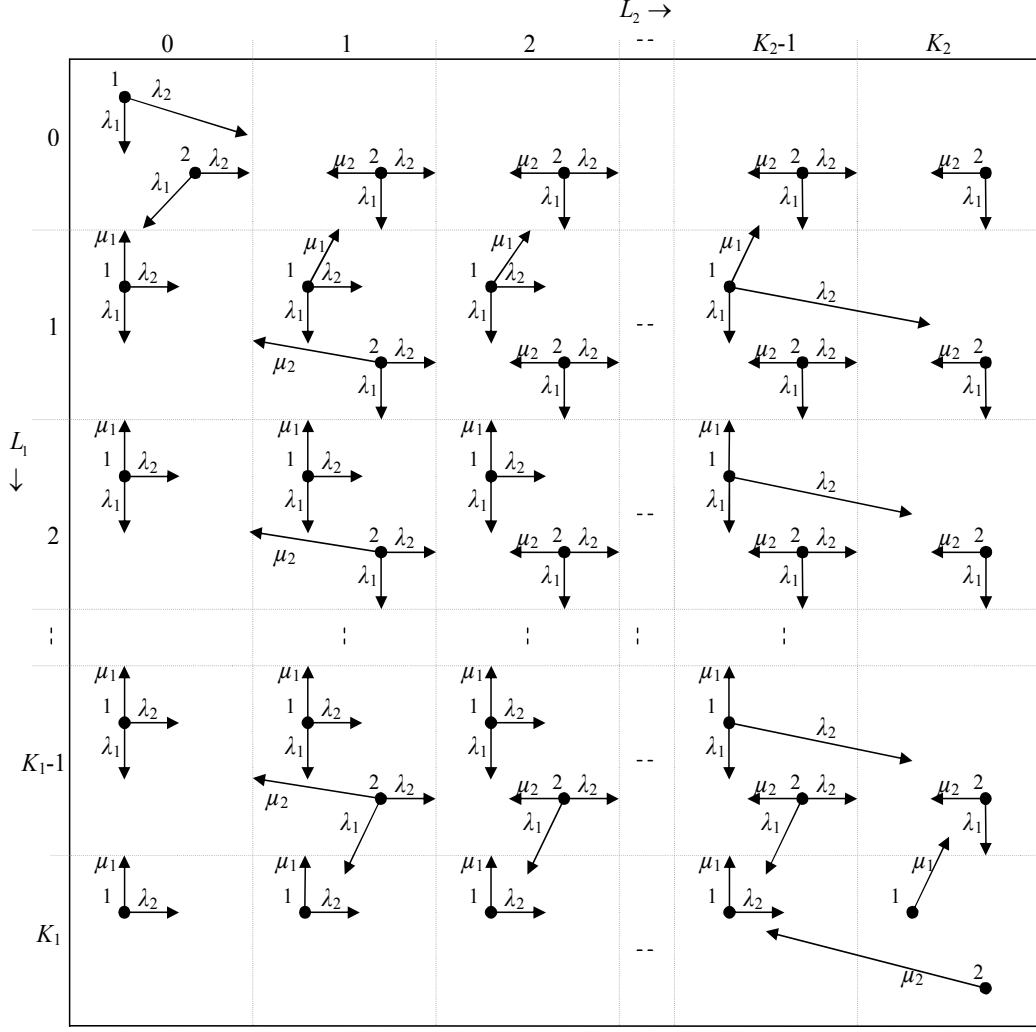


Figure 3.1: Transition rate diagram of (L_1, L_2, I) for Scenario 2.

3 Scenario 2: Work-Conserving Policy

We now briefly present the work-conserving switching scenario: if a served Q_i becomes empty, the server immediately switches to Q_j if the latter is not empty. The transition-rate diagram of the triple (L_1, L_2, I) for this scenario is depicted in Figure 3.1. The balance equations here are similar to those of Scenario 1, and therefore the details are omitted from the presentation. Equation (2.4), equating the switching rates between the queues, becomes

$$\begin{aligned} \mu_1 (P_{1\bullet}(1) - P_{10}(1) + P_{K_1 K_2}(1)) + \lambda_2 (P_{00}(1) + P_{\bullet K_2-1}(1) - P_{K_1, K_2-1}(1)) = \\ \mu_2 (P_{\bullet 1}(2) - P_{01}(2) + P_{K_1 K_2}(2)) + \lambda_1 (P_{00}(2) + P_{K_1-1\bullet}(2) - P_{K_1-1, K_2}(2)). \end{aligned} \quad (3.1)$$

Notice that in this case a switch occurs also when the served queue becomes empty and the non served queue is not empty.

Repeating the algebra in Subsection 2.2, we arrive at

$$P_{00}(1) + P_{00}(2) = \left(\mathbb{P}(I = 1) - \rho_1^{eff} \right) + \left(\mathbb{P}(I = 2) - \rho_2^{eff} \right) = 1 - \left(\rho_1^{eff} + \rho_2^{eff} \right), \quad (3.2)$$

3.1 Matrix Analysis for Scenario 2

We define a non-reducible Markov chain $(L_1(t), L_2(t), I(t))$ with a finite state space $S = \{(k, n, i) \mid 0 \leq k \leq K_1; 0 \leq n \leq K_2; i = 1, 2\}$ under a *different order* $S = \{(0, 0, 1), (0, 0, 2), (1, 0, 1), (2, 0, 1), \dots, (K_1, 0, 1); (0, 1, 2), (1, 1, 1), (1, 1, 2), \dots, (K_1 - 1, 1, 1), (K_1 - 1, 1, 2), (K_1, 1, 1); \dots; (0, K_2 - 1, 2), \dots, (K_1 - 1, K_2 - 1, 1), (K_1 - 1, K_2 - 1, 2), (K_1, K_2 - 1, 1); (0, K_2, 2), (1, K_2, 2), \dots, (K_1 - 1, K_2, 2), (K_1, K_2, 1), (K_1, K_2, 2)\}$. This lexicographic order leads to a different generator matrix Q from which all steady state probability vectors can be calculated (details are omitted). The two scenarios are compared numerically in the next sections.

4 Numerical Examples

Define $P_{\text{loss}}(i) = \mathbb{P}(\text{arriving customer is lost in } Q_i)$, $i = 1, 2$, and $SR \equiv$ average switching rate between the queues. Tables 4.1 – 4.4 exhibit numerical results when $K_1 = 10$ for different values of λ_1 , λ_2 , μ_1 , and μ_2 . In Tables 4.1 – 4.2, $K_2 = 3$, while in Tables 4.3 – 4.4, $K_2 = 8$. Tables 4.1 and 4.3 relate to Scenario 1, while Tables 4.2 and 4.4 relate to Scenario 2. Tables 4.1 – 4.4 are constructed as follows: the first row gives a set of basic values of the four parameters $\lambda_1 = 1$, $\lambda_2 = 1$, $\mu_1 = 5$ and $\mu_2 = 5$, and the calculations of the resulting performance measures. The second, third, fourth, and fifth rows give, respectively, the values of the measures when in each row only one of the parameters is changed. Row six gives another set of basic parameters, $\lambda_1 = 4$, $\lambda_2 = 4$, $\mu_1 = 2$ and $\mu_2 = 2$, and the following rows give the corresponding results.

Table 4.1: Numerical Results for $K_1 = 10$ and $K_2 = 3$. Non-Work-Conserving

	$\mathbb{E}[L_1]$	$\mathbb{E}[L_2]$	$\mathbb{P}(I = 1)$	$\mathbb{P}(I = 2)$	$P_{\text{loss}}(1)$	$P_{\text{loss}}(2)$	$\mathbb{E}[W_1]$	$\mathbb{E}[W_2]$	SR
Basic parameters 1	4.92	0.5853	0.2678	0.7322	0.0247	0.0289	5.0447	0.6028	0.0573
$\lambda_1 = 10$	9.2883	2.0230	0.8354	0.1646	0.5824	0.2033	2.2241	2.5393	0.6366
$\lambda_2 = 10$	8.9856	2.4148	0.1590	0.8410	0.2050	0.5996	11.3025	0.6032	0.6369
$\mu_1 = 10$	4.1234	0.5350	0.2307	0.7693	0.0095	0.0252	4.1629	0.5488	0.0206
$\mu_2 = 10$	4.8464	0.4200	0.2713	0.7287	0.0234	0.0114	4.9626	0.4248	0.0520
Basic parameters 2	9.7206	2.7247	0.4995	0.5005	0.7502	0.7508	9.7300	2.7339	0.7654
$\lambda_1 = 40$	9.9699	2.7952	0.5912	0.4088	0.9704	0.7956	8.4312	3.4192	0.8123
$\lambda_2 = 40$	9.7952	2.9700	0.4087	0.5913	0.7956	0.9704	11.9820	2.5117	0.8123
$\mu_1 = 20$	6.8523	2.4698	0.1776	0.8224	0.2271	0.6001	2.2163	1.5442	0.5168
$\mu_2 = 20$	9.5333	1.7123	0.7499	0.2501	0.6251	0.3415	6.3566	0.6501	0.8539

Table 4.2: Numerical Results for $K_1 = 10$ and $K_2 = 3$. Work-Conserving

	$\mathbb{E}[L_1]$	$\mathbb{E}[L_2]$	$\mathbb{P}(I = 1)$	$\mathbb{P}(I = 2)$	$P_{\text{loss}}(1)$	$P_{\text{loss}}(2)$	$\mathbb{E}[W_1]$	$\mathbb{E}[W_2]$	SR
Basic parameters 1	0.3495	0.3110	0.5025	0.4975	0.0001	0.0096	0.3495	0.3140	0.4566
$\lambda_1 = 10$	9.2747	2.0258	0.8407	0.1593	0.5797	0.2036	2.2065	2.5435	0.6383
$\lambda_2 = 10$	7.3468	2.4167	0.1777	0.8223	0.1136	0.5895	8.2886	0.5887	0.6589
$\mu_1 = 10$	0.1795	0.2587	0.4834	0.5266	$2.2 \cdot 10^{-7}$	0.0070	0.1795	0.2605	0.4721
$\mu_2 = 10$	0.2717	0.1690	0.5197	0.4803	$2.3 \cdot 10^{-7}$	0.0021	0.2717	0.1694	0.4756
Basic parameters 2	9.7161	2.7259	0.5021	0.4979	0.7489	0.7511	9.6749	2.7376	0.7676
$\lambda_1 = 40$	9.9699	2.7952	0.5913	0.4087	0.9704	0.7956	8.4312	3.4192	0.8123
$\lambda_2 = 40$	9.7951	2.9700	0.4088	0.5912	0.7956	0.9704	11.9809	2.5117	0.8129
$\mu_1 = 20$	6.4101	2.4296	0.1700	0.8300	0.2078	0.5867	2.0230	1.4695	0.6386
$\mu_2 = 20$	9.2975	1.8312	0.8692	0.1308	0.5654	0.3460	5.3487	0.7000	1.0043

Table 4.3: Numerical Results for $K_1 = 10$ and $K_2 = 8$. Non-Work-Conserving

	$\mathbb{E}[L_1]$	$\mathbb{E}[L_2]$	$\mathbb{P}(I = 1)$	$\mathbb{P}(I = 2)$	$P_{\text{loss}}(1)$	$P_{\text{loss}}(2)$	$\mathbb{E}[W_1]$	$\mathbb{E}[W_2]$	SR
Basic parameters 1	3.3738	2.2050	0.4431	0.5569	0.0131	0.0132	3.4186	2.2346	0.0567
$\lambda_1 = 10$	9.3124	6.9699	0.8279	0.1721	0.5897	0.2106	2.2698	8.8290	0.6361
$\lambda_2 = 10$	8.9427	7.2870	0.1608	0.8391	0.1998	0.5815	11.1756	1.7412	0.6222
$\mu_1 = 10$	2.9203	2.1956	0.4395	0.5605	0.0060	0.0138	2.9380	2.2262	0.0566
$\mu_2 = 10$	3.3729	1.8686	0.4457	0.5543	0.0134	0.0060	3.4188	1.8798	0.0570
Basic parameters 2	9.7225	7.7217	0.4994	0.5006	0.7509	0.7509	9.7580	7.7498	0.7638
$\lambda_1 = 40$	9.9700	7.7952	0.5912	0.4088	0.9704	0.7956	8.4316	9.5359	0.8123
$\lambda_2 = 40$	9.7952	7.9700	0.4087	0.5913	0.7956	0.9704	11.9820	6.7399	0.8123
$\mu_1 = 20$	6.9507	7.4388	0.1770	0.8230	0.2387	0.6037	2.2826	4.6922	0.5951
$\mu_2 = 20$	9.4382	5.2031	0.8076	0.1924	0.5986	0.2364	5.8778	1.7035	0.6185

Remarks on the Numerical Results

- In all cases presented, $\mathbb{E}[W_1]$ and $P_{\text{loss}}(1)$ under Non-Work-Conserving scenario are each larger than their corresponding values under Work-Conserving scenario. This is clearly a consequence of the difference between the scenarios
- The above observation is true for $\mathbb{E}[W_2]$ and $P_{\text{loss}}(2)$, for almost all cases, unless μ_2 becomes relatively large.

In Section 6 we will further discuss the above numerical results together with those presented in the following Section 5 that analyzes extreme cases. In addition, in Section 6 we exhibit graphically the oscillation phenomenon occurring in this two-dimensional stochastic process.

Table 4.4: Numerical Results for $K_1 = 10$ and $K_2 = 8$. Work-Conserving

	$\mathbb{E}[L_1]$	$\mathbb{E}[L_2]$	$\mathbb{P}(I = 1)$	$\mathbb{P}(I = 2)$	$P_{\text{loss}}(1)$	$P_{\text{loss}}(2)$	$\mathbb{E}[W_1]$	$\mathbb{E}[W_2]$	SR
Basic parameters 1	0.3334	0.3332	0.5000	0.5000	$1.7 \cdot 10^{-6}$	$1.6 \cdot 10^{-5}$	0.3334	0.3332	0.4518
$\lambda_1 = 10$	9.2822	6.9192	0.8395	0.1605	0.5802	0.1977	2.2113	8.6239	0.6197
$\lambda_2 = 10$	8.8860	7.2884	0.1608	0.8392	0.1959	0.5804	11.0515	1.7370	0.6168
$\mu_1 = 10$	0.1814	0.2664	0.4825	0.5175	$3.6 \cdot 10^{-7}$	$2.4 \cdot 10^{-6}$	0.1814	0.2664	0.4711
$\mu_2 = 10$	0.2665	0.1814	0.5177	0.4825	$1.1 \cdot 10^{-7}$	$3.2 \cdot 10^{-6}$	0.2665	0.1814	0.4711
Basic parameters 2	9.7201	7.7201	0.5000	0.5000	0.7500	0.7509	9.7201	7.7201	0.7648
$\lambda_1 = 40$	9.9699	7.7952	0.5913	0.4087	0.9704	0.7956	8.4312	9.5354	0.8123
$\lambda_2 = 40$	9.7952	7.9700	0.4087	0.5913	0.7956	0.9704	11.9819	6.7399	0.8123
$\mu_1 = 20$	6.9360	7.3484	0.1550	0.8450	0.2258	0.5775	2.2398	4.3482	0.6012
$\mu_2 = 20$	9.3398	5.3813	0.8482	0.1518	0.5759	0.2411	5.5057	1.7728	0.6434

5 Extreme Cases

Due to the symmetry between the queues, we investigate only the influence of extreme values of λ_1 and μ_1 , as they reach 0 or ∞ , on the system's performance measures $\mathbb{E}[L_i]$, $\mathbb{E}[W_i]$, $\mathbb{P}(I = i)$, $P_{\text{loss}}(i)$, $i = 1, 2$, and SR . We first address extreme cases which lead to identical system structure in the two scenarios, and then we address extreme cases which lead to different system structures.

Numerical results for the case where $K_1 = 10$ are presented in Tables 5.1, 5.2, 5.5 and 5.6 (change in λ_1), and in Tables 5.3, 5.4, 5.7 and 5.8 (change in μ_1). In Tables 5.1– 5.4 we set $K_2 = 3$, while in Tables 5.5 – 5.8, $K_2 = 8$.

Table 5.1: The impact of λ_1 (when $\lambda_2 = 4$, $\mu_1 = 7$, $\mu_2 = 7$, $K_1 = 10$ and $K_2 = 3$). Non-Work-Conserving

	$\mathbb{E}[L_1]$	$\mathbb{E}[L_2]$	$\mathbb{P}(I = 1)$	$\mathbb{P}(I = 2)$	$P_{\text{loss}}(1)$	$P_{\text{loss}}(2)$	$\mathbb{E}[W_1]$	$\mathbb{E}[W_2]$	SR
$\lambda_1 = 0$	0	0.8559	0	1	0	0.0895	0	0.2350	0
$\lambda_1 = 0.1$	6.5305	0.8797	0.0149	0.9851	0.0041	0.0937	65.5725	0.2426	0.0239
$\lambda_1 = 0.5$	6.6867	0.9733	0.0727	0.9273	0.0214	0.1098	13.6666	0.2733	0.1206
$\lambda_1 = 5$	8.4174	1.8150	0.5011	0.4989	0.3008	0.2849	2.4078	0.6345	1.1267
$\lambda_1 = 50$	9.8891	2.5030	0.7209	0.2791	0.8991	0.5117	1.9596	1.2816	1.9054
$\lambda_1 = 500$	9.9897	2.5314	0.7323	0.2677	0.9897	0.5315	1.9488	1.3501	1.8733
$\lambda_1 = 5000000$	10	2.5333	0.7333	0.2667	0.999999	0.5333	1.9480	1.3571	1.8667

Table 5.2: The impact of λ_1 (when $\lambda_2 = 4$, $\mu_1 = 7$, $\mu_2 = 7$, $K_1 = 10$ and $K_2 = 3$). Work-Conserving

	$\mathbb{E}[L_1]$	$\mathbb{E}[L_2]$	$\mathbb{P}(I = 1)$	$\mathbb{P}(I = 2)$	$P_{\text{loss}}(1)$	$P_{\text{loss}}(2)$	$\mathbb{E}[W_1]$	$\mathbb{E}[W_2]$	SR
$\lambda_1 = 0$	0	0.8559	0	1	0	0.08951	0	0.2350	0
$\lambda_1 = 0.1$	0.0394	0.8644	0.0298	0.9702	$0.28 \cdot 10^{-14}$	0.0906	0.3937	0.2376	0.1000
$\lambda_1 = 0.5$	0.2190	0.9027	0.1305	0.8695	$0.78 \cdot 10^{-8}$	0.0959	0.4380	0.2496	0.4155
$\lambda_1 = 5$	7.0230	1.7853	0.5745	0.4255	0.2069	0.2669	1.7711	0.6089	1.1676
$\lambda_1 = 50$	9.8891	2.5030	0.7210	0.2790	0.8991	0.5117	1.9594	1.2816	1.9054
$\lambda_1 = 500$	9.9897	2.5314	0.7323	0.2677	0.9897	0.5315	1.9488	1.3509	1.8733
$\lambda_1 = 5000000$	10	2.5333	0.7333	0.2667	0.999999	0.5333	1.9480	1.3571	1.8667

Table 5.3: The impact of μ_1 (when $\lambda_1 = 4$, $\lambda_2 = 4$, $\mu_2 = 7$, $K_1 = 10$ and $K_2 = 3$). Non-Work-Conserving

	$\mathbb{E}[L_1]$	$\mathbb{E}[L_2]$	$\mathbb{P}(I = 1)$	$\mathbb{P}(I = 2)$	$P_{\text{loss}}(1)$	$P_{\text{loss}}(2)$	$\mathbb{E}[W_1]$	$\mathbb{E}[W_2]$	SR
$\mu_1 = 0$	10	3	1	0	1	1	∞	∞	0
$\mu_1 = 0.1$	9.9757	2.9298	0.9700	0.0300	0.99757	0.9532	101.837	15.6572	0.0950
$\mu_1 = 0.5$	9.8893	2.7068	0.8750	0.1250	0.8906	0.8048	22.6050	3.4674	0.3952
$\mu_1 = 5$	8.7921	1.8486	0.5163	0.4837	0.3551	0.3101	3.4083	0.6699	1.0642
$\mu_1 = 50$	4.2667	1.1740	0.2000	0.8000	0.0141	0.1398	1.0820	0.3412	0.1123
$\mu_1 = 500$	3.7556	1.1431	0.1830	0.8170	0.0050	0.1346	0.9436	0.3302	0.0093
$\mu_1 = 5000000$	3.7060	1.1406	0.1816	0.8184	0.0042	0.1342	0.9304	0.3293	$9.1 \cdot 10^{-7}$

Table 5.4: The impact of μ_1 (when $\lambda_1 = 4$, $\lambda_2 = 4$, $\mu_2 = 7$, $K_1 = 10$ and $K_2 = 3$). Work-Conserving

	$\mathbb{E}[L_1]$	$\mathbb{E}[L_2]$	$\mathbb{P}(I = 1)$	$\mathbb{P}(I = 2)$	$P_{\text{loss}}(1)$	$P_{\text{loss}}(2)$	$\mathbb{E}[W_1]$	$\mathbb{E}[W_2]$	SR
$\mu_1 = 0$	10	3	1	0	1	1	∞	∞	0
$\mu_1 = 0.1$	9.9755	2.9348	0.9741	0.0259	0.9756	0.9547	102.409	16.1805	0.0976
$\mu_1 = 0.5$	9.8847	2.7254	0.8911	0.1089	0.8886	0.8094	22.1859	3.5745	0.4085
$\mu_1 = 5$	7.7191	1.8548	0.5941	0.4059	0.2612	0.2959	2.6119	0.6586	1.1080
$\mu_1 = 50$	0.9603	0.8777	0.3536	0.6464	0.0011	0.0924	0.2404	0.2418	1.3796
$\mu_1 = 500$	0.7955	0.8566	0.3476	0.6524	0.0006	0.0896	0.1990	0.2352	1.4022
$\mu_1 = 5000000$	0.7797	0.8559	0.3474	0.6526	0.0006	0.0895	0.1950	0.2350	1.4027

Table 5.5: The impact of λ_1 (when $\lambda_2 = 4$, $\mu_1 = 7$, $\mu_2 = 7$, $K_1 = 10$ and $K_2 = 8$). Non-Work-Conserving

	$\mathbb{E}[L_1]$	$\mathbb{E}[L_2]$	$\mathbb{P}(I = 1)$	$\mathbb{P}(I = 2)$	$P_{\text{loss}}(1)$	$P_{\text{loss}}(2)$	$\mathbb{E}[W_1]$	$\mathbb{E}[W_2]$	SR
$\lambda_1 = 0$	0	1.2745	0	1	0	0.0049	0	0.3202	0
$\lambda_1 = 0.1$	4.9287	1.4117	0.0196	0.9704	0.0017	0.0084	49.3692	0.3559	0.0119
$\lambda_1 = 0.5$	4.9678	1.9274	0.0931	0.9069	0.0084	0.0214	10.0196	0.4924	0.0566
$\lambda_1 = 5$	8.0553	6.0533	0.5363	0.4637	0.2716	0.2418	2.2117	1.9960	0.9348
$\lambda_1 = 50$	9.8894	7.5042	0.7203	0.2797	0.8992	0.5124	1.9626	3.8475	1.9058
$\lambda_1 = 500$	9.9897	7.5314	0.7323	0.2677	0.9897	0.5315	1.9488	4.0192	1.8733
$\lambda_1 = 5000000$	10	7.5333	0.7333	0.2667	0.999999	0.5333	1.9480	4.0357	1.8667

Table 5.6: The impact of λ_1 (when $\lambda_2 = 4$, $\mu_1 = 7$, $\mu_2 = 7$, $K_1 = 10$ and $K_2 = 8$). Work-Conserving

	$\mathbb{E}[L_1]$	$\mathbb{E}[L_2]$	$\mathbb{P}(I = 1)$	$\mathbb{P}(I = 2)$	$P_{\text{loss}}(1)$	$P_{\text{loss}}(2)$	$\mathbb{E}[W_1]$	$\mathbb{E}[W_2]$	SR
$\lambda_1 = 0$	0	1.2745	0	1	0	0.0049	0	0.3202	0
$\lambda_1 = 0.1$	0.0565	1.2932	0.0288	0.9712	$8.9 \cdot 10^{-12}$	0.0050	0.5654	0.3249	0.0934
$\lambda_1 = 0.5$	0.3109	1.3937	0.1229	0.8771	$3.2 \cdot 10^{-6}$	0.0059	0.6218	0.3505	0.3672
$\lambda_1 = 5$	7.5747	5.8061	0.5490	0.4510	0.2343	0.2139	1.9786	1.8465	0.9147
$\lambda_1 = 50$	9.8891	7.5026	0.7210	0.2790	0.8910	0.5117	1.9595	3.8411	1.9051
$\lambda_1 = 500$	9.9897	7.5314	0.7323	0.2677	0.9897	0.5315	1.9488	4.0192	1.8733
$\lambda_1 = 5000000$	10	7.5333	0.7333	0.2667	0.999999	0.5333	1.9480	4.0357	1.8667

Table 5.7: The impact of μ_1 (when $\lambda_1 = 4$, $\lambda_2 = 4$, $\mu_2 = 7$, $K_1 = 10$ and $K_2 = 8$). Non-Work-Conserving

	$\mathbb{E}[L_1]$	$\mathbb{E}[L_2]$	$\mathbb{P}(I = 1)$	$\mathbb{P}(I = 2)$	$P_{\text{loss}}(1)$	$P_{\text{loss}}(2)$	$\mathbb{E}[W_1]$	$\mathbb{E}[W_2]$	SR
$\mu_1 = 0$	10	8	1	0	1	1	∞	∞	0
$\mu_1 = 0.1$	9.9757	7.9010	0.9702	0.0298	0.9757	0.9482	102.8220	38.1134	0.0945
$\mu_1 = 0.5$	9.8888	7.5920	0.8775	0.1225	0.8904	0.7870	22.5556	8.9111	0.3871
$\mu_1 = 5$	8.5254	6.0910	0.5514	0.4486	0.3255	0.2618	3.1599	2.0628	0.8900
$\mu_1 = 50$	3.1548	4.0234	0.3785	0.6215	0.0056	0.0768	0.7932	1.0895	0.2568
$\mu_1 = 500$	2.8346	3.9967	0.3753	0.6247	0.0007	0.0759	0.7091	1.0812	0.2513
$\mu_1 = 5000000$	2.8020	3.9945	0.3750	0.6250	0.0002	0.0758	0.7006	1.0805	0.2509

Table 5.8: The impact of μ_1 (when $\lambda_1 = 4$, $\lambda_2 = 4$, $\mu_2 = 7$, $K_1 = 10$ and $K_2 = 8$). Work-Conserving

	$\mathbb{E}[L_1]$	$\mathbb{E}[L_2]$	$\mathbb{P}(I = 1)$	$\mathbb{P}(I = 2)$	$P_{\text{loss}}(1)$	$P_{\text{loss}}(2)$	$\mathbb{E}[W_1]$	$\mathbb{E}[W_2]$	SR
$\mu_1 = 0$	10	8	1	0	1	1	∞	∞	0
$\mu_1 = 0.1$	9.9757	7.9019	0.9704	0.0296	0.9757	0.9483	102.7950	38.2017	0.0946
$\mu_1 = 0.5$	9.8884	7.5955	0.8785	0.1215	0.8902	0.7873	22.5132	8.9272	0.3875
$\mu_1 = 5$	8.1645	5.9921	0.5667	0.4333	0.2926	0.2432	2.8853	1.9794	0.8749
$\mu_1 = 50$	1.3769	1.3715	0.3200	0.6800	0.0014	0.0066	0.3447	0.3452	1.2496
$\mu_1 = 500$	1.1681	1.2806	0.3129	0.6871	0.0003	0.0050	0.2921	0.3218	1.2912
$\mu_1 = 5000000$	1.1483	1.2745	0.3125	0.6875	0.0002	0.0049	0.2872	0.3202	1.2933

$\lambda_1 \rightarrow 0$

In this case it is clear that, in both scenarios, $\mathbb{P}(L_1 = 0) = 1$; Hence, $\mathbb{P}(I = 1) = 0$ and $\mathbb{P}(I = 2) = 1$. Therefore, Q_2 operates as an $M(\lambda_2)/M(\mu_2)/1/K_2$ system for which $P_{\text{loss}}(2) = \frac{\rho_2^{K_2}(1-\rho_2)}{1-\rho_2^{K_2+1}}$, and $\mathbb{E}[L_2] = \frac{\rho_2}{1-\rho_2} - \frac{(K_2+1)\rho_2^{K_2+1}}{1-\rho_2^{K_2+1}}$, where $\rho_2 = \frac{\lambda_2}{\mu_2}$.

$\mu_1 \rightarrow 0$

This case is also straightforward and identical in both scenarios: $\mathbb{P}(I = 1) = 1$ and $\mathbb{P}(I = 2) = 0$. Therefore, $\mathbb{P}(L_1 = K_1) = 1$ and $\mathbb{P}(L_2 = K_2) = 1$, $P_{\text{loss}}(1) = 1$, and $P_{\text{loss}}(2) = 1$.

$\lambda_1 \rightarrow \infty$

In both scenarios, whenever $\lambda_1 \rightarrow \infty$, Q_1 is always at it's maximum capacity, meaning $L_1 \equiv K_1$ and $P_{\text{loss}}(1) = 1$. In such a case the server serves the customers of Q_1 until the number of customers in Q_2 reaches it's maximum value, K_2 . Then, once the server completes the service of a customer at Q_1 , it immediately switches to Q_2 . Before service completion there, an arrival to Q_1 will occur, causing a switch back to Q_1 , once service at Q_2 ends. Hence, the only possible states with nonzero probabilities are $(K_1, K_2, 1)$, $(K_1, K_2 - 1, 1)$, and $(K_1, K_2, 2)$. Therefore, $\mathbb{P}(I = 1) = P_{K_1 K_2}(1) + P_{K_1, K_2-1}(1)$, $\mathbb{P}(I = 2) = P_{K_1 K_2}(2)$, and $P_{\text{loss}}(2) = P_{K_1 K_2}(1) + P_{K_1 K_2}(2)$. The sets of balance equations are reduced to

$$\begin{aligned}
 \lambda_2 P_{K_1, K_2-1}(1) &= \mu_2 P_{K_1 K_2}(2) \\
 \mu_1 P_{K_1 K_2}(1) &= \lambda_2 P_{K_1, K_2-1}(1) \\
 \mu_2 P_{K_1 K_2}(2) &= \mu_1 P_{K_1 K_2}(1).
 \end{aligned} \tag{5.1}$$

Solving (5.1) we arrive at

$$P_{K_1, K_2-1}(1) = \frac{\mu_1 \mu_2}{\lambda_2 \mu_2 + \mu_1 \lambda_2 + \mu_1 \mu_2}, \quad P_{K_1 K_2}(1) = \frac{\lambda_2 \mu_2}{\lambda_2 \mu_2 + \mu_1 \lambda_2 + \mu_1 \mu_2}, \quad P_{K_1 K_2}(2) = \frac{\mu_1 \lambda_2}{\lambda_2 \mu_2 + \mu_1 \lambda_2 + \mu_1 \mu_2}.$$

Hence, $\mathbb{P}(I = 1) = \frac{\mu_1 \mu_2 + \lambda_2 \mu_2}{\lambda_2 \mu_2 + \mu_1 \lambda_2 + \mu_1 \mu_2}$, $\mathbb{P}(I = 2) = \frac{\mu_1 \lambda_2}{\lambda_2 \mu_2 + \mu_1 \lambda_2 + \mu_1 \mu_2}$, $\mathbb{E}[L_2] = K_2 - \frac{\mu_1 \mu_2}{\lambda_2 \mu_2 + \mu_1 \lambda_2 + \mu_1 \mu_2}$, and $P_{\text{loss}}(2) = \frac{\lambda_2 \mu_2 + \lambda_2 \mu_1}{\lambda_2 \mu_2 + \mu_1 \lambda_2 + \mu_1 \mu_2}$. Note that the capacity of Q_1 , K_1 , does not affect the results.

The next extreme case leads to a different system structure in each of the switching scenarios.

$\mu_1 \rightarrow \infty$

In Scenario 1, if $\mu_1 \rightarrow \infty$ then, whenever the server is at Q_1 , it immediately reduces the number of customers there to 0, and will remain at Q_1 until the first moment when the number of customers in Q_2 reaches the threshold K_2 . The server stays in the latter queue until the number of customers in Q_1 reaches the value K_1 . Then, when Q_2 reduces below its threshold, K_2 , the server will switch to Q_1 and immediately reduce the occupancy there to 0. Hence, $\mathbb{P}(I = 1) = P_{0\bullet}(1) = \sum_{n=0}^{K_2-1} P_{0n}(1)$.

In Scenario 2, if $\mu_1 \rightarrow \infty$ the server empties Q_1 instantaneously and switches to Q_2 , given that the latter is not empty. Therefore, $\mathbb{P}(I = 1) = P_{00}(1)$. The server stays in Q_2 until Q_1 reaches its threshold and Q_2 is below the threshold K_2 . Still, in both switching scenarios the proportion of time the server resides in Q_1 is not 0 (see Tables 5.3, 5.4, 5.7 and 5.8), and in both scenarios $P_{\text{loss}}(1) = P_{K_1 K_2}(2)$, and $P_{\text{loss}}(2) = P_{\bullet K_2}(2)$. The two-queue process is subject to an oscillation phenomenon: when the occupancy of Q_i decreases, the occupancy of the other queue increases. This feature is illustrated in Figure 5.1, where we simulate a rather typical case presented in Table 5.7 with $\mu_1 = 50$. The periodicity pattern revealed in Figure 5.1 is further discussed in Section 6.

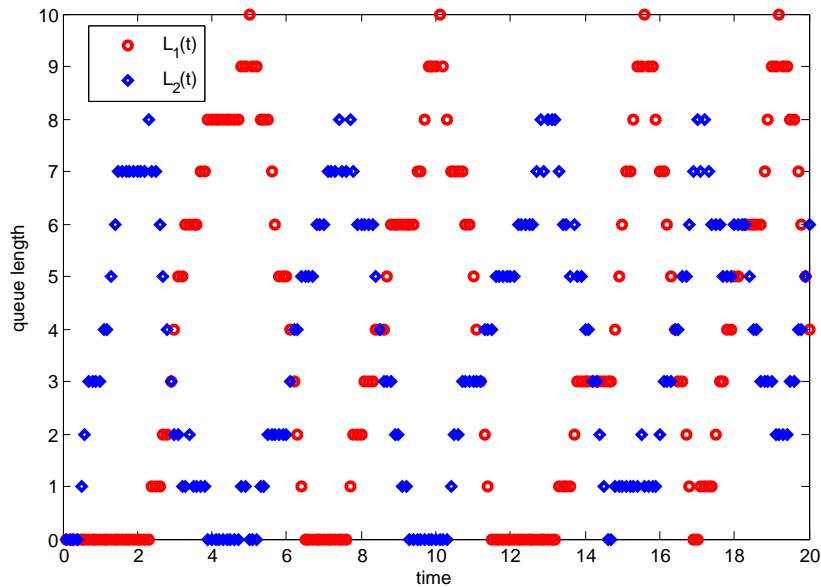


Figure 5.1: The case $\mu_1 = 50$ from Table 5.7.

6 Oscillations and Comparison Between the Scenarios

6.1 Oscillations

In Figures 6.1 and 6.2, we plot simulation results for the set of parameters of Figure 5.1, but with larger threshold values. It is seen that with increasing threshold levels, the system exhibits periodicity. We

conjecture that the two-queue process converges to a periodic process as the threshold values increase. There is another important observation in the case of large thresholds. When the thresholds are large, there is practically no difference between the cases $K_i = C_i$ and $K_i < C_i$. Yet, the limiting case $C_i \rightarrow \infty$, resulting in an unbounded two-dimensional process, is further being investigated by the authors.

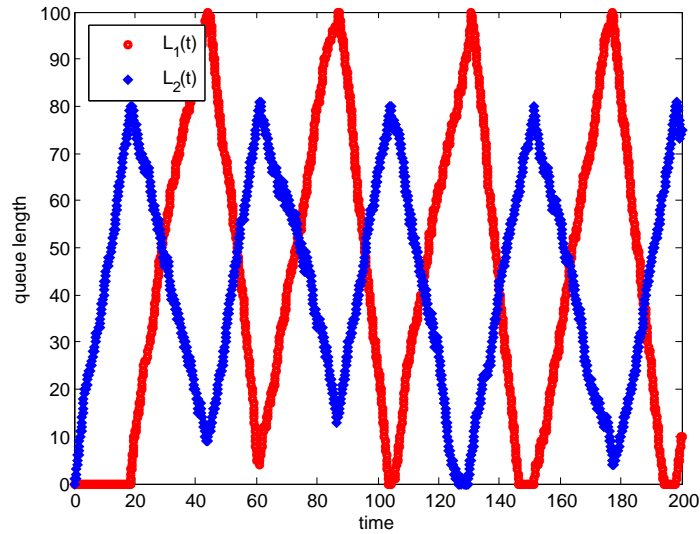


Figure 6.1: The case $\mu_1 = 50$ from Table 5.7 with $K_1 = 100$ and $K_2 = 80$.

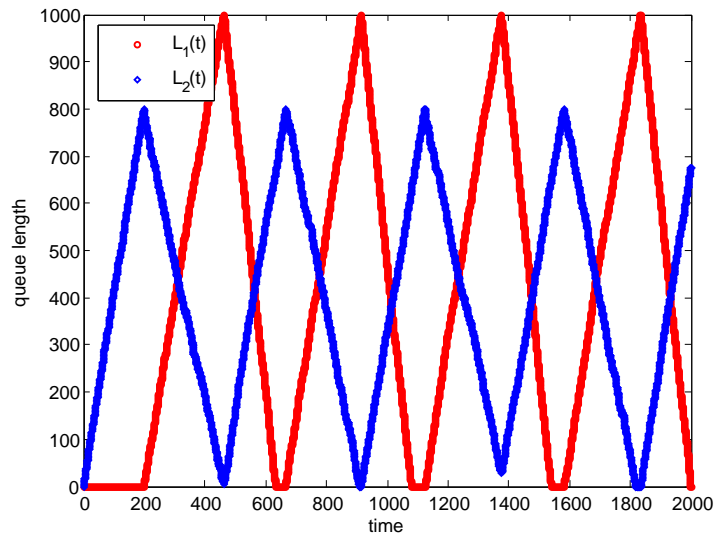


Figure 6.2: The case $\mu_1 = 50$ from Table 5.7 with $K_1 = 1000$ and $K_2 = 800$.

6.2 Comparison Between the Scenarios

Assume that every time unit a customer resides in the system (whether in Q_1 or in Q_2) costs C_{RES} units of money, and that every server switch-over from Q_i to Q_j , $i \neq j$, costs C_{SR} units of money. Then, we define the mean cost per unit of time

$$\mathbb{E}[C] \equiv C_{RES} (\mathbb{E}[L_1] + \mathbb{E}[L_2]) + C_{SR} \cdot SR. \quad (6.1)$$

We now exhibit cases where Scenario 1 is economically preferable than Scenario 2. Figures 6.3 and 6.4 depict two graphs presenting the change in $\mathbb{E}[C]$ as a function of λ_1 and as a function of μ_1 , respectively, for both scenarios. In Figure 6.3 all other parameters assume the following values: $K_1 = 4$, $K_2 = 3$, $C_{RES} = 1$, $C_{SR} = 5$, $\lambda_2 = 4$, $\mu_1 = 7$, $\mu_2 = 7$, while in Figure 6.4 all other parameters assume the following values: $K_1 = 4$, $K_2 = 3$, $C_{RES} = 1$, $C_{SR} = 5$, $\lambda_1 = 4$, $\lambda_2 = 4$, $\mu_2 = 7$. It is seen that, for the above set of parameters, the non-work-conserving switching policy is more economical than the work-conserving switching policy.

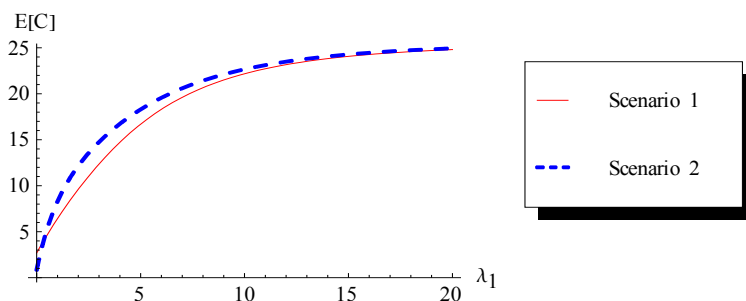


Figure 6.3: $\mathbb{E}[C]$ as a function of λ_1 for both scenarios.

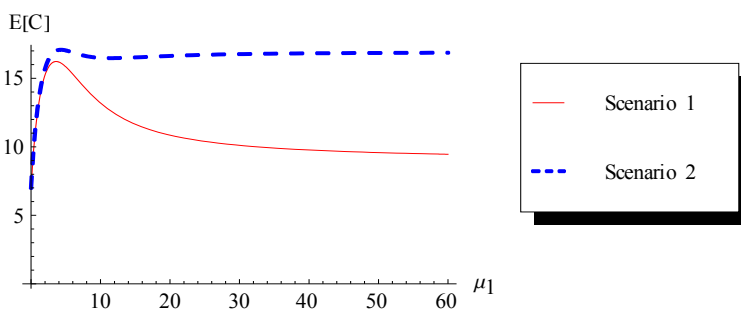


Figure 6.4: $\mathbb{E}[C]$ as a function of μ_1 for both scenarios.

Discussion

1. In all numerical calculations presented in Sections 4 and 5, the average switching rate between the queues (the parameter SR) is *always* smaller in the Non-Work-Conserving scenario than in the Work-

Conserving scenario, and when $\mu_1 \rightarrow \infty$ this phenomenon becomes highly *significant*. See Tables 5.3 and 5.7, as opposed to Tables 5.4 and 5.8, respectively.

2. When λ_i is larger than μ_i the performance measures of both scenarios coincide, independently of all other parameters. See the 6-th row in Tables 4.1, 4.2, 4.3, and 4.4. This result is also exhibited in Tables 5.1, 5.2, 5.5, and 5.6, for $\lambda_1 \geq 50$.
3. In most of the presented calculations the performance measures related to the Work-Conserving scenario are better than those of the Non-Work-Conserving scenario, i.e., shorter queue lengths, smaller waiting times, and smaller loss probabilities. However, when high switching costs are involved (see Figures 6.3 and 6.4) the Non-Work-Conserving scenario is more economical than the Work-Conserving scenario.
4. When the service rates are sufficiently greater than the input rates, the system tends to a periodic behavior when the threshold levels are large.

7 Conclusions

In this paper we studied a two-queue finite-buffer polling-type system with a threshold switching policy. In contrast to other threshold-policy studies, the server determines its switching instants according to the size of the queue which is *not being served*. Employing both PGFs and matrix analytic approach we derived the joint and marginal steady state probabilities of the system's state. The solution of the PGFs was obtained by solving two finite sets of linear systems of the form $A(z)\vec{G}(z) = \vec{P}(z)$ and $B(w)\vec{F}(w) = \vec{\Pi}(w)$, respectively, where $\vec{G}(z)$ and $\vec{F}(w)$ are each a vector whose entries are the sought-for PGFs. $A(z)$ and $B(w)$ are finite square matrices with entries constructed from the parameters of the system. $\vec{P}(z)$ and $\vec{\Pi}(w)$ are finite-dimensional vectors consisting of unknown boundary probabilities. We constructed a procedure to calculate the boundary probabilities determining the PGFs by deriving explicit closed-form combinatorial expressions for the determinants of $A(z)$ and $B(w)$. We are not aware of any previous relevant study that obtained such explicit expressions. Using the matrix analytic approach revealed that the generator matrix defining the process differs from the classical generators of QBD processes, and therefore the analysis required the calculation of certain matrices defined by combinatorial expressions resembling the combinatorial expressions derived for the determinants of $A(z)$ and $B(w)$, appearing in the analysis via PGFs. In addition, we considered two switching scenarios: work-conserving and non-work-conserving. For each scenario we calculated the mean number of customers present in each queue and the mean sojourn time; the proportion of time the server spends in each queue; the proportion of lost customers; and the server's average switching rate between the queues. A comparison between the two scenarios was presented, and it was shown that the non-work-conserving scenario may be economically better when high switching costs are involved. We also observed that the dynamics of the system converges to a periodic behavior when the threshold levels are large. A formal justification of this observed phenomenon is possibly a future research direction. Other

future research directions are the limiting cases when the buffer capacities tend to infinity and the presence of non-zero switching times. It is expected that non-zero switching times can have similar effect as switching costs and provide one more *raison d'être* for the non-work-conserving policy.

Acknowledgement We thank the referees for their constructive comments that improved the presentation of the paper and enriched the discussion regarding the roots of the polynomials $|A(z)| = 0$ and $|B(w)| = 0$.

References

- Arazi A, Ben-Jacob E, Yechiali U (2005) Controlling an oscillating Jackson-type network having state-dependant service rates. *Mathematical Methods of Operations Research* 62: 453–466.
- Avram F, Gómez-Corral A (2006) On the optimal control of a two-queue polling model. *Operations Research Letters* 34: 339–348.
- Boon MAA, van der Mei RD, Winands EMM (2011) Applications of polling systems. *Surveys in Operations Research and Management Science* 16 (2): 67–82.
- Boxma OJ, Down DG (1997) Dynamic server assignment in a two-queue model. *European Journal of Operational Research* 103: 595–609.
- Boxma OJ, Koole GM, Mitrani I (1995a) A two-queue polling model with a threshold service policy. In Dowd PW and Gelenbe E, eds., *Proceedings MASCOTS '95*, IEEE Computer Society Press, Los Alamitos, CA, 84–89.
- Boxma OJ, Koole GM, Mitrani I (1995b) Polling models with threshold switching. In Baccelli F, Jean-Marie A, and Mitrani I, eds., *Quantitative Methods in Parallel Systems*, Springer Verlag, Berlin, 129–140.
- Bright LW, Taylor PG (1995) Calculating the equilibrium distribution in level dependent quasi-birth-and-death processes. *Stochastic Models* 11 (3): 497–526.
- Coffman Jr. EG, Puhalskii AA and Reiman MI (1995) Polling systems with zero switchover times: A heavy-traffic averaging principle. *Annals of Applied Probability*, 5(3): 681–719.
- Da Fonseca CM (2006) On the location of the eigenvalues of Jacobi matrices. *Applied Mathematics Letters* 19 (11) 11681174.
- De Nitto Personè V, Grassi V (1996) Solution of finite QBD processes. *Journal of Applied Probability* 33 (4): 1003–1010.
- Haverkort B, Idzenga HP, Kim BG (1994) Performance evaluation of threshold-based ATM cell scheduling policies under Markov modulated Poisson traffic using stochastic Petri nets. *Modelling and Evaluation of*

ATM Networks, volume 17 of IFIP Conference Proceedings, 553–572. Chapman & Hall.

Latouche G, Ramaswami V (1999) Introduction to Matrix Analytic Methods in Stochastic Modeling. SIAM and ASA, Philadelphia.

Lee D-S (1996) A two-queue model with exhaustive and limited service disciplines. Communications in Statistics. Stochastic Models 12 (2): 285–305.

Lee D-S, Sengupta B (1993) Queueing analysis of a threshold based priority scheme for ATM networks. IEEE/ACM Transactions on Networking 1 (6): 709–717.

Litvak N, Yechiali U (2003) Routing in queues with delayed information. Queueing Systems 43: 147–165.

Neuts MF (1981) Matrix Geometric Solutions in Stochastic Models - an Algorithmic Approach. The Johns Hopkins University Press, Baltimore and London.

Perel E, Yechiali U (2008) Queues where customers of one queue act as servers of the other queue. Queueing Systems 60: 271–288.

Perel E, Yechiali U (2013) On customers acting as servers. Asia-Pacific Journal of Operational Research 30 (5), DOI: 10.1142/S021759591350019X.

Perel N, Yechiali U (2013) The Israeli Queue with priorities. Stochastic Models 29: 353–379.

Takagi H (1986) Analysis of Polling Systems. The MIT Press.

Usmani RA, (1994) Inversion of a tridiagonal Jacobi matrix. Linear Algebra and its Applications 212/213: 413–414.

Yechiali U (1993) Analysis and control of polling systems. In Donatiello L and Nelson R, eds, Performance Evaluation of Computer and Communication Systems, Joint Tutorial Papers of Performance '93 and Sigmetrics '93, volume 729, 630–650, London, UK. Springer Berlin.

A Appendix

Proof of Theorem 2.3

Proof. By induction over k .

For $k = 1$,

$$q_1(z) = \alpha_0(z) = (-\lambda_1\mu_1)^0 \left(\binom{0}{0} \alpha^0(z) \alpha_0(z) + \binom{0}{-1} \alpha^1(z) \right).$$

For $k = 2$,

$$q_2(z) = \alpha(z) \alpha_0(z) - \lambda_1\mu_1 = \sum_{l=0}^1 (-\lambda_1\mu_1)^l \left(\binom{1-l}{l} \alpha^{1-2l}(z) \alpha_0(z) + \binom{1-l}{l-1} \alpha^{2-2l}(z) \right).$$

We now show that the proposition is valid for any k . Suppose $k = 2i$ (the case where $k = 2i + 1$ is similar and hence omitted from the presentation), and notice that for all $k \geq 0$, $\binom{k}{0} = \binom{k}{k} = 1$, and $\binom{k}{l} = \binom{k-1}{l} + \binom{k-1}{l-1}$, for every $0 \leq l \leq k$,

$$\begin{aligned}
q_k(z) &= \alpha(z)q_{k-1}(z) - \lambda_1\mu_1q_{k-2}(z) \\
&= \alpha(z) \sum_{l=0}^{i-1} (-\lambda_1\mu_1)^l \left(\binom{2i-1-l-1}{l} \alpha^{2i-1-2l-1}(z)\alpha_0(z) + \binom{2i-1-l-1}{l-1} \alpha^{2i-1-2l}(z) \right) \\
&\quad - \lambda_1\mu_1 \sum_{l=0}^{i-1} (-\lambda_1\mu_1)^l \left(\binom{2i-2-l-1}{l} \alpha^{2i-2-2l-1}(z)\alpha_0(z) + \binom{2i-2-l-1}{l-1} \alpha^{2i-2-2l}(z) \right) \\
&= \sum_{l=0}^{i-1} (-\lambda_1\mu_1)^l \left(\binom{2i-1-l-1}{l} \alpha^{2i-1-2l}(z)\alpha_0(z) + \binom{2i-1-l-1}{l-1} \alpha^{2i-2l}(z) \right) \\
&\quad + \sum_{l=0}^{i-1} (-\lambda_1\mu_1)^{l+1} \left(\binom{2i-2-l-1}{l} \alpha^{2i-2-2l-1}(z)\alpha_0(z) + \binom{2i-2-l-1}{l-1} \alpha^{2i-2-2l}(z) \right) \\
&= \sum_{l=0}^{i-1} (-\lambda_1\mu_1)^l \left(\binom{2i-1-l-1}{l} \alpha^{2i-1-2l}(z)\alpha_0(z) + \binom{2i-1-l-1}{l-1} \alpha^{2i-2l}(z) \right) \\
&\quad + \sum_{l=1}^i (-\lambda_1\mu_1)^l \left(\binom{2i-2-l}{l-1} \alpha^{2i-2l-1}(z)\alpha_0(z) + \binom{2i-2-l}{l-2} \alpha^{2i-2l}(z) \right) \\
&= (-\lambda_1\mu_1)^0 \left(\binom{2i-2}{0} \alpha^{2i-1}(z)\alpha_0(z) + \binom{2i-2}{-1} \alpha^{2i}(z) \right) \\
&\quad + \sum_{l=1}^{i-1} (-\lambda_1\mu_1)^l \left(\binom{2i-2-l}{l} + \binom{2i-2-l}{l-1} \right) \alpha^{2i-2l-1}(z)\alpha_0(z) \\
&\quad + \sum_{l=1}^{i-1} (-\lambda_1\mu_1)^l \left(\binom{2i-2-l}{l-1} + \binom{2i-2-l}{l-2} \right) \alpha^{2i-2l}(z) \\
&\quad + (-\lambda_1\mu_1)^i \left(\binom{2i-2-i}{i-1} \alpha^{2i-2i-1}(z)\alpha_0(z) + \binom{2i-2-i}{i-2} \alpha^{2i-2i}(z) \right) \\
&= \sum_{l=0}^i (-\lambda_1\mu_1)^l \left(\binom{2i-l-1}{l} \alpha^{2i-2l-1}(z)\alpha_0(z) + \binom{2i-l-1}{l-1} \alpha^{2i-2l}(z) \right) \\
&= \sum_{l=0}^{\lfloor \frac{k}{2} \rfloor} (-\lambda_1\mu_1)^l \left(\binom{k-l-1}{l} \alpha^{k-2l-1}(z)\alpha_0(z) + \binom{k-l-1}{l-1} \alpha^{k-2l}(z) \right).
\end{aligned}$$

This completes the proof. □

Proof of Theorem 2.4

Proof. We will proceed by induction over k . First we note that $A_2 = \text{diag}(\mu_1)$, so that, $A_2^{-1} = \text{diag}\left(\frac{1}{\mu_1}\right)$. In addition, $A_0 = \text{diag}(\lambda_1) = \lambda_1 I_{K_2}$. Now, from (2.24) we have

$$\bar{P}_1^1 = -\frac{1}{\mu_1} \bar{P}_0^1 A_1^0 = \bar{P}_0^1 C_1.$$

Suppose that the proposition holds for all values up to some $k-1$, where $1 \leq k-1 \leq K_1-2$. We will show that it holds for $k \leq K_1-1$. From (2.24) we have

$$\vec{P}_k^1 = - \left(\vec{P}_{k-2}^1 A_0 + \vec{P}_{k-1}^1 A_1 \right) A_2^{-1}.$$

Using the induction assumption with regard to the values of \vec{P}_{k-2}^1 and \vec{P}_{k-1}^1 we get

$$\begin{aligned} \vec{P}_k^1 &= - \left(\vec{P}_0^1 C_{k-2} A_0 + \vec{P}_0^1 C_{k-1} A_1 \right) A_2^{-1} \\ &= - \vec{P}_0^1 (C_{k-2} A_0 + C_{k-1} A_1) A_2^{-1} \\ &= - \frac{1}{\mu_1} \vec{P}_0^1 (\lambda_1 C_{k-2} + C_{k-1} A_1). \end{aligned}$$

Therefore $\vec{P}_k^1 = \vec{P}_0^1 C_k$, where $C_k = -\frac{1}{\mu_1} (\lambda_1 C_{k-2} + C_{k-1} A_1)$.

This completes the proof. \square

Proof of Theorem 2.6

Proof. Similarly to the proof of Theorem 2.3, we proceed by induction over k .

For $k=1$,

$$C_1 = \frac{-1}{\mu_1} A_1^0 = \left(\frac{-1}{\mu_1} \right)^1 (-\lambda_1 \mu_1)^0 \left(\binom{0}{0} A_1^0 (A_1)^0 + \binom{0}{-1} (A_1)^1 \right).$$

For $k=2$,

$$C_2 = \frac{-1}{\mu_1} \left(\lambda_1 I_{K_2} + \left(\frac{-1}{\mu_1} \right) A_1^0 A_1 \right) = \left(\frac{-1}{\mu_1} \right)^2 \sum_{l=0}^1 (-\lambda_1 \mu_1)^l \left(\binom{1-l}{l} A_1^0 (A_1)^{1-2l} + \binom{1-l}{l-1} (A_1)^{2-2l} \right).$$

We now prove that the proposition holds for any k . Suppose $k=2i+1$ (the case for even values, $k=2i$, is presented in the proof of Theorem 2.3),

$$\begin{aligned} C_k &= \frac{-1}{\mu_1} (C_{k-1} A_1 + \lambda_1 C_{k-2}) \\ &= \frac{-1}{\mu_1} \left(\left(\frac{-1}{\mu_1} \right)^{2i} \sum_{l=0}^i (-\lambda_1 \mu_1)^l \left(\binom{2i-1-l}{l} A_1^0 (A_1)^{2i-2l-1} + \binom{2i-1-l}{l-1} (A_1)^{2i-2l} \right) A_1 \right. \\ &\quad \left. + \lambda_1 \left(\frac{-1}{\mu_1} \right)^{2i-1} \sum_{l=0}^{i-1} (-\lambda_1 \mu_1)^l \left(\binom{2i-1-1-l}{l} A_1^0 (A_1)^{2i-1-2l-1} + \binom{2i-1-1-l}{l-1} (A_1)^{2i-1-2l} \right) \right) \\ &= \left(\frac{-1}{\mu_1} \right)^{2i+1} \left(\sum_{l=0}^i (-\lambda_1 \mu_1)^l \left(\binom{2i-1-l}{l} A_1^0 (A_1)^{2i-2l} + \binom{2i-1-l}{l-1} (A_1)^{2i+1-2l} \right) \right. \\ &\quad \left. + \sum_{l=0}^{i-1} (-\lambda_1 \mu_1)^{l+1} \left(\binom{2i-2-l}{l} A_1^0 (A_1)^{2i-2-2l} + \binom{2i-2-l}{l-1} (A_1)^{2i-1-2l} \right) \right) \\ &= \left(\frac{-1}{\mu_1} \right)^{2i+1} \left(\sum_{l=0}^k (-\lambda_1 \mu_1)^l \left(\binom{2i-1-l}{l} A_1^0 (A_1)^{2i-2l} + \binom{2i-1-l}{l-1} (A_1)^{2i+1-2l} \right) \right. \\ &\quad \left. + \sum_{l=1}^i (-\lambda_1 \mu_1)^l \left(\binom{2i-1-l}{l-1} A_1^0 (A_1)^{2i-2l} + \binom{2i-1-l}{l-2} (A_1)^{2i+1-2l} \right) \right) \end{aligned}$$

$$\begin{aligned}
&= \left(\frac{-1}{\mu_1}\right)^{2i+1} \left((-\lambda_1\mu_1)^0 \left(\binom{2i-1}{0} A_1^0 (A_1)^{2i} + \binom{2i-1}{-1} (A_1)^{2i+1} \right) \right. \\
&\quad + \sum_{l=1}^i (-\lambda_1\mu_1)^l \left(\binom{2i-1-l}{l} + \binom{2i-1-l}{l-1} \right) A_1^0 (A_1)^{2i-2l} \\
&\quad \left. + \sum_{l=1}^i (-\lambda_1\mu_1)^l \left(\binom{2i-1-l}{l-1} + \binom{2i-1-l}{l-2} \right) (A_1)^{2i+1-2l} \right) \\
&= \left(\frac{-1}{\mu_1}\right)^{2i+1} \sum_{l=0}^i (-\lambda_1\mu_1)^l \left(\binom{2i-l}{l} A_1^0 (A_1)^{2i-2l} + \binom{2i-l}{l-1} (A_1)^{2i+1-2l} \right) \\
&= \left(\frac{-1}{\mu_1}\right)^k \sum_{l=0}^{\lfloor \frac{k}{2} \rfloor} (-\lambda_1\mu_1)^l \left(\binom{k-l-1}{l} A_1^0 (A_1)^{k-2l-1} + \binom{k-l-1}{l-1} (A_1)^{k-2l} \right).
\end{aligned}$$

This completes the proof. □