



HAL
open science

Homomorphic-Policy Attribute-Based Key Encapsulation Mechanisms

Jérémy Chotard, Duong Hieu Phan, David Pointcheval

► **To cite this version:**

Jérémy Chotard, Duong Hieu Phan, David Pointcheval. Homomorphic-Policy Attribute-Based Key Encapsulation Mechanisms. [Research Report] Cryptology ePrint Archive: Report 2016/1089, IACR Cryptology ePrint Archive. 2016. hal-01402517

HAL Id: hal-01402517

<https://inria.hal.science/hal-01402517>

Submitted on 2 Dec 2016

HAL is a multi-disciplinary open access archive for the deposit and dissemination of scientific research documents, whether they are published or not. The documents may come from teaching and research institutions in France or abroad, or from public or private research centers.

L'archive ouverte pluridisciplinaire **HAL**, est destinée au dépôt et à la diffusion de documents scientifiques de niveau recherche, publiés ou non, émanant des établissements d'enseignement et de recherche français ou étrangers, des laboratoires publics ou privés.

Homomorphic-Policy Attribute-Based Key Encapsulation Mechanisms

Jérémy Chotard^{1,2}, Duong Hieu Phan¹, David Pointcheval²

¹ XLIM, University of Limoges, CNRS

² ENS, CNRS, INRIA, PSL Research University, Paris, France

Abstract. Attribute-Based Encryption (ABE) allows to target the recipients of a message according to a policy expressed as a predicate among some attributes. Ciphertext-policy ABE schemes can choose the policy at the encryption time.

In this paper, we define a new property for ABE: homomorphic-policy. A combiner is able to (publicly) combine ciphertexts under different policies into a ciphertext under a combined policy (AND or OR). More precisely, using linear secret sharing schemes, we design Attribute-Based Key Encapsulation Mechanisms (ABKEM) with the Homomorphic-Policy property: given several encapsulations of the same keys under various policies, anyone can derive an encapsulation of the same key under any combination of the policies.

As an application, in Pay-TV, this allows to separate the content providers that can generate the encapsulations of a session key under every attributes, this key being used to encrypt the payload, and the service providers that build the decryption policies according to the subscriptions. The advantage is that the aggregation of the encapsulations by the service providers does not contain any secret information.

1 Introduction

Attribute-Based Encryption (ABE), introduced by Sahai and Waters [15], is a generalization of some advanced primitives such as identity-based encryption [2,16] and broadcast encryption [5]. It gives a flexible way to define the target group of people who can receive the message: encryption and decryption can be based on the user's attributes. This primitive was further developed by Goyal *et al.* [8] who introduced two categories of ABE: *ciphertext-policy* attribute-based encryption (CP-ABE) and *key-policy* attribute-based encryption (KP-ABE). In a CP-ABE scheme, the secret key is associated with a set of attributes and the ciphertext is associated with an access policy over the universe of attributes: a user can decrypt a given ciphertext if he holds the attributes that satisfy the access policy underlying the ciphertext. KP-ABE is the dual to CP-ABE in the sense that an access policy is encoded into the users secret key, and a ciphertext is computed with respect to a set of attributes: the ciphertext is decryptable by a user only if the attributes in the ciphertext satisfy the user's access policy. CP-ABE and KP-ABE consider different scenarios. In KP-ABE, the encryptor has no control over who has access to the data he encrypts. This is the key-issuer who generates and controls the appropriate keys to grant or deny access to the users. In contrast, in CP-ABE, the encryptor is able to decide who should or should not have access to the data that he encrypts. In the applications we target such as Pay-TV, this would mean that the access control is either dynamically managed by the encryptor (with a ciphertext-policy ABE) or statically managed by the key-issuer (with a key-policy ABE), while in real-life a third-party could be in charge of a dynamic policy.

Fine-Grained Access Control Over the last few years, there has been a lot of progress in constructing secure and efficient ABE schemes from different assumptions and for different settings [1, 3, 4, 6–9, 12–15,17], to name a few. The Sahai-Waters' scheme [15] produces ciphertexts decryptable when at least k attributes overlapped between a ciphertext and a private key. While they showed that this primitive is useful for error-tolerant encryption with biometrics, the lack of expressibility limits its applicability to more general systems. Fine-grained access control systems [8] facilitate granting differential access rights to a set of users and allow flexibility in specifying the access rights of individual users. Several techniques are known for implementing fine-grained access control. In

our work, we focus on fine-grained access control which are expressed by logic formulas and we rely on the standard Linear Secret Sharing Scheme (LSSS) access structures, first considered in the context of ABE by Goyal *et al.* [8].

1.1 Homomorphic-Policy Attribute-Based Key Encapsulation Mechanisms

In KP-ABE, the access policy is controlled at the key generation phase. In CP-ABE, the access policy is controlled at the message encryption phase. We go a step further in this consideration by postponing the management of the access policy to a later phase and show how one can manage the access policies without knowing any secret nor the content of message.

Previous works on CP-ABE consider classical encryption: the encryptor, taking as input an access policy and a message, produces a corresponding ciphertext. The encryptor thus manages both the access policy and the encryption of the original message. This scenario is unavoidable when limiting the access policy as a single atomic attribute characterizing a user's identity (*e.g.*, identity-based encryption) or a target group of users (*e.g.*, identity-based broadcast encryption) because the encryptor needs to know the message to encrypt with the single attribute. However, in the general case, where the access policy is composed from sub-policies via AND and OR operators, the encryption of a message for the whole access policy can be computed from the ciphertexts of the sub-policies, without the knowledge of the original message.

The ability to produce a ciphertext for an access policy without the knowledge of the message itself can give significant impact in concrete applications. Considering Pay-TV, we can now separate the roles of the content provider and of the manager of the access policies, as shown in the Figure 1: the content provider (C) encapsulates a unique session key K for each attribute, encrypts the content under this session key K , and provides that to the manager of the access policies (A). The latter broadcasts the encrypted content, but according to the access policy, it combines the appropriate encapsulations to produce a unique encapsulation, to be broadcast to the users (the recipients (R)). Each authorized user can decrypt this encapsulation (by owning attributes satisfying the access policy) and get the session key to decrypt the content.

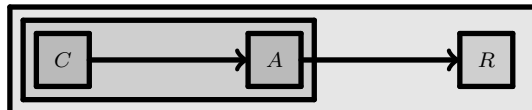


Fig. 1. Pay-TV: Separation of the roles of the content provider (C) and of the manager of the access policies (A).

Technically, in order to implement the above principle, we need to define Attribute-Based Key Encapsulation Mechanisms (ABKEM) which encapsulate a session key for an access policy. Then, the combination of two encapsulations under the same session key to an encapsulation for the composed access policy is completed via the homomorphic-policy property: if we have encapsulations of a session key under two policies p_1 and p_2 , we will be able to produce an encapsulation of the same session key for the policies $p_1 \vee p_2$ and $p_1 \wedge p_2$. The achievement of an homomorphic-policy ABKEM is the main contribution of this paper.

1.2 Contribution

As explained above, our main contribution is the definition and construction of Homomorphic-Policy Attribute-Based Key Encapsulation Mechanisms (HP-ABKEM). To this aim

- we focus on homomorphic policy and define attribute-based key encapsulation mechanisms (ABKEM). Our construction of ABKEM relies on the Lewko-Waters ABE scheme [10]. ABKEM

is very convenient to be used with a Data Encapsulation Method (DEM) for practical applications which encrypt large contents or streams of data, such as the case of Pay-TV.

- we propose homomorphic-policy methods to combine ciphertexts for AND and OR operations on policies. Our technique exploits special properties of LSSS for AND and OR operations and transforms them in an efficient way of combining the corresponding encapsulations.
- we then propose an efficient randomization method for making any ciphertext (possibly obtained from the above combinations) statistically indistinguishable from a fresh ciphertext targeting the same policy. This is important for the security of the system.

Putting altogether, our final result gives an HP-ABKEM which is as efficient as the Lewko-Waters ABE system.

1.3 Our Technique

While the homomorphic property for two group laws over the encrypted messages (usually called *fully homomorphic* property) is quite difficult to achieve. Fortunately, achieving *homomorphic policy* seems much more easy and efficient.

Our technique exploits specific structures of the LSSS-matrix and carries them on the combination of encapsulations. The OR operation is relatively easy to get, because it essentially corresponds to a concatenation of the encapsulations. However, the AND operation does require a particular property on the LSSS-matrix, that we explain below.

Let us first briefly summarize the general method of constructing an LSSS-based ABE, adapted to an ABKEM. For any policy p , expressed as a logic formula, an LSSS-matrix $\mathbf{A} \in \mathbb{K}^{m \times n}$ is generated such that each line $x \in \{1, \dots, m\}$ corresponds to an attribute, and from a set of attributes that satisfies the policy p , one can do a linear combination on the corresponding lines of the matrix \mathbf{A} to reconstruct the vector $(1, 0, \dots, 0)$. One then sets $\vec{v} \leftarrow (s, \$, \dots, \$)^t$ and the share-vector $\vec{v} \leftarrow \mathbf{A} \cdot \vec{v}$ for the secret s , where the vector \vec{v} is completed with random components. A linear combination that reconstructs the vector $(1, 0, \dots, 0)$ leads to the same linear combination on the share-vector $\vec{v} = \mathbf{A} \cdot \vec{v}$ that reconstructs the secret s . One can thus encapsulate each element of the vector \vec{v} so that a legitimate user can reconstruct the session key $e(g, g)^s$ in a pairing-friendly setting.

Now, from an encapsulation for the policy p_1 with the session key $e(g, g)^{s_1}$ and an encapsulation for the policy p_2 with the session key $e(g, g)^{s_2}$, our objective is to produce an encapsulation for the policy $p_1 \wedge p_2$ with the session key $e(g, g)^{s_1 + s_2}$. We first observe a property on the LSSS-matrix: with the LSSS-matrix $\mathbf{A}_1 \in \mathbb{K}^{m \times n}$ associated to the policy p_1 and the LSSS-matrix $\mathbf{A}_2 \in \mathbb{K}^{m \times n}$ associated to the policy p_2 , the LSSS-matrix of \mathbf{A} associated to a policy $p_1 \wedge p_2$ is of the following form:

$$\mathbf{A}_\wedge = \begin{bmatrix} \mathbf{A}_1^1 & \mathbf{A}_1^1 & \mathbf{A}_1^* & 0 \\ 0 & -\mathbf{A}_2^1 & 0 & -\mathbf{A}_2^* \end{bmatrix}$$

where for any \mathbf{A} , we denote \mathbf{A}^1 the first column and \mathbf{A}^* the matrix \mathbf{A} without the first column (i.e., $\mathbf{A} = \mathbf{A}^1 \parallel \mathbf{A}^*$).

Looking at the first and the second column of the matrix \mathbf{A}_\wedge , the vector \mathbf{A}_1^1 is repeated twice in the upper part, and in the bottom part, the corresponding block is $0 \parallel -\mathbf{A}_2^1$. Therefore, if we put $s_1 + s_2$ and $-s_2$ as the two first components of the vector \vec{v} , when combining the resulting share-vector according to the known attributes, the upper part will first lead to the secret $s_1 + s_2 - s_2 = s_1$ and the bottom part will lead to the secret $-s_2$. Consequently, in order to produce the encapsulation of $s_1 + s_2$ under \mathbf{A}_\wedge , we only need to combine the encapsulation of s_1 in \mathbf{A}_1 and the encapsulation of s_2 in \mathbf{A}_2 . The resulting share-vector is $\mathbf{A} \cdot (s_1 + s_2, -s_2, \$, \dots, \$)^t$. However, as one could recover individually the secret $s_1 + s_2$ and $-s_2$ with the appropriate attributes in each sub-policies, but not necessarily for the same user, a collusion attack is possible. We thus need a final randomization step to glue everything together.

Finally, it is interesting to remark that performing homomorphic policy does not introduce any extra cost for the final encapsulation, compared to producing an encapsulation from scratch for the same final policy.

2 Definitions

2.1 Access Structure

For any application with limited access, one needs to define the *access structure*, which precises which combinations of conditions grant access to the data or to the system.

Definition 1 (Access Structure).

Let $\mathcal{P} = \{P_1, P_2, \dots, P_m\}$ be a set of parties (human players or attributes). An access structure in \mathcal{P} is a collection $\mathbb{A} \subseteq 2^{\mathcal{P}} \setminus \{\emptyset\}$. The sets in \mathbb{A} are called the *authorized sets*, while the others are called *unauthorized sets*.

When some minimal sets of parties are required to access the system (but any superset is good too), only monotone access structures make sense, since one can always ignore any supplementary party.

Definition 2 (Monotone Access Structure).

Let $\mathcal{P} = \{P_1, P_2, \dots, P_m\}$ be a set of parties and \mathbb{A} an access structure in \mathcal{P} . \mathbb{A} is said *monotone* if, for any subset $B \subseteq C \subseteq \mathcal{P}$, when $B \in \mathbb{A}$ then $C \in \mathbb{A}$.

2.2 Linear Secret Sharing Scheme

In order to control access rights according to a monotone access structure, the use of a secret sharing scheme that spreads the secret key among several players is a classical technique. One must use a secret sharing scheme that just allows authorized sets to reconstruct the secret key. This is even better if the secret key is never fully reconstructed, but just in a virtual way to run the restricted process (such as signature or decryption).

Definition 3 (Secret Sharing Scheme).

A secret sharing scheme over a set of parties \mathcal{P} , for an access structure \mathbb{A} over \mathcal{P} , allows to share a secret s among the players, with shares ν_1, \dots, ν_m such that:

- any set of parties in \mathbb{A} can efficiently reconstruct the secret s from their shares;
- any set of parties not in \mathbb{A} has no information about the secret s from their shares.

A linear secret sharing scheme is quite appropriate to share a secret key in order to run the restricted process in a distributed way, since many cryptographic primitives have such linear properties.

Definition 4 (LSSS).

A *Linear Secret Sharing Scheme (LSSS)* over a field \mathbb{K} and a set of parties \mathcal{P} is defined by a share-generating matrix $\mathbf{A} \in \mathbb{K}^{m \times n}$ and a labeling map $\rho: \{1, \dots, m\} \rightarrow \mathcal{P}$ according to the access policy \mathbb{A} : for any $I \subset \{1, \dots, m\}$, anyone can efficiently find a vector $\vec{c} \in \mathbb{K}^m$ with support I such that $\vec{c}^t \cdot \mathbf{A} = (1, 0, \dots, 0)$ if and only if $\rho(I) \in \mathbb{A}$.

In order to share $s \in \mathbb{K}$, one chooses $v_2, \dots, v_n \stackrel{\$}{\leftarrow} \mathbb{K}$ and sets $\vec{v} \leftarrow (s, v_2, \dots, v_n)^t$, then the share-vector is $\vec{\nu} \leftarrow \mathbf{A} \cdot \vec{v}$. One would like to be able to reconstruct s from a few coordinates of this share-vector is $\vec{\nu}$. Being able to find such a vector \vec{c} with support I is equivalent to reconstruct s for the players satisfying $\rho(I)$ only: $\sum_{i \in I} c_i \cdot \nu_i = \sum_{i=1}^m c_i \cdot \nu_i = \vec{c}^t \cdot \vec{\nu} = \vec{c}^t \cdot \mathbf{A} \cdot \vec{v} = (1, 0, \dots, 0) \cdot \vec{v} = s$. To give an example, we can refer to the LSSS proposed by Lewko-Waters [10]. It generates the matrix \mathbf{A} and the map ρ from any monotone policy p that is encoded as a boolean tree, with binary AND and OR gates. One does not need to handle NOT gates, since one only considers monotone policies. It is recalled in Appendix A. We describe it with matrices in Section 4.3, with the proof in Appendix B.

2.3 Attribute-Based Key Encapsulation Mechanism

In this paper, we extend ABE to Attribute-Based Key Encapsulation Mechanism (ABKEM), where the ciphertext encapsulates a session key, later used to encrypt the payload, in a symmetric way.

Definition 5 (ABKEM). *An attribute-based key encapsulation mechanism (ABKEM) over an attribute space \mathfrak{A} is defined by four algorithms:*

- $\text{Setup}(\lambda)$: *Takes as input the security parameter, and outputs the master secret key msk and the public key pk ;*
- $\text{KeyGen}(\text{msk}, \text{id}, \mathbf{a})$: *Takes as input the master secret key msk , the identity id of a player, and an attribute $\mathbf{a} \in \mathfrak{A}$, to output the private decryption key $\text{dk}_{\text{id}}^{\mathbf{a}}$ for this attribute \mathbf{a} ;*
- $\text{Encaps}(\text{pk}, p)$: *Takes as input the public key pk and a policy p , to output a key K and an encapsulation E of this key;*
- $\text{Decaps}(\text{dk}, E)$: *Takes as input a decryption key and an encapsulation E , to output the encapsulated key K or \perp .*

A decryption key will indifferently mean a key $\text{dk}_{\text{id}}^{\mathbf{a}}$ for a specific user id and a specific attribute \mathbf{a} , or a set $\text{dk}_{\text{id}}^{\mathbf{A}}$ of keys specific to a user id , but for many attributes $\mathbf{a} \in \mathbf{A} \subset \mathfrak{A}$. The correctness property is: for any $(\text{msk}, \text{pk}) \leftarrow \text{Setup}(\lambda)$, $\text{dk}_{\text{id}} = \{\text{dk}_{\text{id}}^{\mathbf{a}} \leftarrow \text{KeyGen}(\text{msk}, \text{id}, \mathbf{a})\}_{\mathbf{a} \in \mathbf{A}}$, and $(K, E) \leftarrow \text{Encaps}(\text{pk}, p)$, $\text{Decaps}(\text{dk}_{\text{id}}, E) = K$ if \mathbf{A} satisfies the policy p . The main security property is the usual indistinguishability (IND), which should prevent collusions of adaptively chosen players, that can also get decryption keys for adaptively chosen attributes:

Definition 6 (IND for ABKEM).

Let us consider an ABKEM over an attribute space \mathfrak{A} . No adversary \mathcal{A} should be able to break the following security game against a challenger:

- *Initialization: the challenger runs the setup algorithm $(\text{msk}, \text{pk}) \leftarrow \text{Setup}(\lambda)$, and provides pk to the adversary \mathcal{A} ;*
- *Key Queries: the adversary \mathcal{A} can ask KeyGen-queries, for any id and any attribute \mathbf{a} of its choice to get $\text{dk}_{\text{id}}^{\mathbf{a}}$;*
- *Challenge: the adversary \mathcal{A} provides a policy p to the challenger that runs $(K, E) \leftarrow \text{Encaps}(\text{pk}, p)$, and sets $K_b \leftarrow K$ and K_{1-b} as a random key, for a random bit b . It provides (E, K_0, K_1) to the adversary;*
- *Key Queries: the adversary \mathcal{A} can again ask KeyGen-queries of its choice;*
- *Finalize: the adversary \mathcal{A} outputs its guess b' on the bit b .*

We also define the event Cheat, which means that a user (with some identity id) owns a set of attributes \mathbf{A} (the set of all the attributes \mathbf{a} asked to a Key Query for id) that satisfies p : in such a case, the adversary can trivially guess b . Hence, we only allow adversaries such that $\Pr[\text{Cheat}] = 0$. We then define $\text{Adv}^{\text{ind}}(\mathcal{A}) = |2 \times \Pr[b' = b] - 1|$, and say that an ABKEM is (t, ε) -adaptively secure if no adversary \mathcal{A} running within time t can get $\text{Adv}^{\text{ind}}(\mathcal{A}) \geq \varepsilon$.

We stress that everything is adaptive in this definition: the identity and the attributes asked to the key queries, and the policy asked for the challenge query. However, we are in the chosen-plaintext scenario, without access to any decryption/decapsulation oracle.

3 Homomorphic-Policy

3.1 Definition

While CP-ABE allows to specify the policy at the encryption time, which is also the case for our definition of ABKEM, the sender may not be aware of the policy yet. We thus suggest to exploit an homomorphic property on the policy: we would like to allow the derivation of an encapsulation

of K under a combination $p = p_1 \wedge p_2$ or $p = p_1 \vee p_2$ from the encapsulations of K under the policies p_1 and p_2 on the attributes in \mathfrak{A} , without knowing K (which has already been used to encrypt the payload).

With such an homomorphism on the policies, from the encapsulations of a common key K under all the attributes $\mathbf{a} \in \mathfrak{A}$, one could publicly generate an encapsulation of K under any policy on \mathfrak{A} : as illustrated on Figure 2, from the encapsulations $\{E_i\}_i$ of K for the attributes $\mathfrak{A} = \{\mathbf{a}_i\}$, one can derive the encapsulation E_p of K under any policy p , encoded as a binary tree with AND (\wedge) and OR (\vee) gates. Again, we only consider monotone policies, hence the absence of NOT gates. On attributes, if one wants to consider the negation (or absence) of some attribute \mathbf{a} , one has to define a second attribute \mathbf{a}' that is exclusive with \mathbf{a} , so that, if $p = (\mathbf{a})$, then $\neg p = (\mathbf{a}')$.

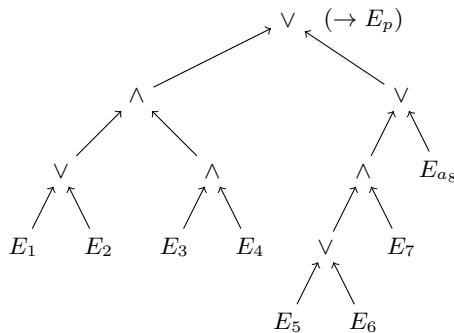


Fig. 2. Derivation of E_p from $\{E_i\}$, for $p = ((\mathbf{a}_1 \vee \mathbf{a}_2) \wedge (\mathbf{a}_3 \wedge \mathbf{a}_4)) \vee (((\mathbf{a}_5 \vee \mathbf{a}_6) \wedge \mathbf{a}_7) \vee \mathbf{a}_8)$

To achieve this goal, we just need to be able to combine two encapsulations of K under p_1 and p_2 in order to derive the encapsulation of K under $p_\vee = p_1 \vee p_2$ and under $p_\wedge = p_1 \wedge p_2$. The global encapsulation under a more general policy can then be recursively built.

Definition 7 (HP-ABKEM).

An homomorphic-policy attribute-based key-encapsulation mechanism (HP-ABKEM) over an attribute space \mathfrak{A} is an ABKEM (see Definition 5), with a more specific encapsulation algorithm and two additional algorithms for the homomorphism:

- $\text{Encaps}(\mathbf{pk}, P)$: Takes as input the public key \mathbf{pk} , a list of policies $P = (p_i)_i$, to output a key K and the encapsulations E_i of this key under the policies p_i 's;
- $\text{Combine}(\mathbf{pk}, \text{gate}, E_1, E_2)$: Takes as input the public key \mathbf{pk} as well as two encapsulations E_1 and E_2 , and a gate $\text{gate} \in \{\wedge, \vee\}$, to output an encapsulation under the combination of the initial policies for E_1 and E_2 ;
- $\text{Rand}(\mathbf{pk}, E)$ Takes as input the public key \mathbf{pk} as well as an encapsulation, to output a new encapsulation (of the same key under the same policy).

The intuition behind the new Encaps algorithm is that we want to be able to encapsulate the same key K under various policies. We thus opt for an encapsulation algorithm that takes as input all the policies. The correctness properties are:

- if $(E_i)_i \leftarrow \text{Encaps}(\mathbf{pk}, (p_i)_i)$ are common encapsulations of a key K under the p_i 's, then for any i, j , $E \leftarrow \text{Combine}(\mathbf{pk}, \text{gate}, E_i, E_j)$ is an encapsulation of the same key K , but under the policy $p = p_i \text{ gate } p_j$;
- for any encapsulation E of some key K under a policy p , $E' \leftarrow \text{Rand}(\mathbf{pk}, E)$ follows the same distribution as a fresh encapsulation of K under the policy p .

Note that we do not expect the combination to hide the structure of the initial encapsulations. The randomization will do this work, but there is no need to do it at each step, hence the

separation of the two processes: one will iteratively combine the encapsulations in order to obtain the encapsulation under the appropriate policy, and then the randomization will finalize the process (see Figure 3).

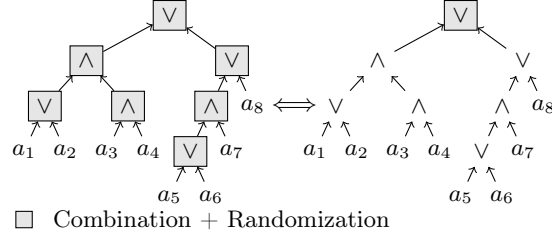


Fig. 3. Randomization Process in Combination

3.2 Security

As explained in the Pay-TV scenario in the introduction, we have three players: the content provider (or the sender), the manager of the access policy (or the combiner) and the receiver. We thus expect the sender to encapsulate a key K under all the attributes, and to encrypt the payload under K ; the combiner then generates the encapsulation of K under the appropriate policy; so that only the legitimate receivers can decapsulate and decrypt the payload.

When the adversary plays the role of the receivers, the required security notion is exactly the previous indistinguishability: given several keys for various attributes, and even several identities (to model collusions), an adversary should not be able to get any information about a key encapsulated under a policy that is not satisfied by any of the users under its control.

On the other hand, the sender does not want to trust the combiner: while the former sends K encapsulated under many attributes (or more generally many policies), the latter should not be able to distinguish K from a random key. Hence the new indistinguishability with multiple encapsulations (m -IND), but without being able to get any decryption key, hence the no-key attack (NKA).

Definition 8 (m -IND-NKA for ABKEM).

Let us consider an ABKEM over an attribute space \mathfrak{A} . No adversary \mathcal{A} should be able to break the following security game against a challenger:

- Initialization: the challenger runs the setup algorithm $(\text{msk}, \text{pk}) \leftarrow \text{Setup}(\lambda)$, and provides pk to the adversary \mathcal{A} ;
- Challenge: the challenger runs $(K, (E_i)_i) \leftarrow \text{Encaps}(\text{pk}, \mathfrak{A})$, and sets $K_b \leftarrow K$ and K_{1-b} as a random key, for a random bit b . It provides $((E_i)_i, K_0, K_1)$ to the adversary;
- Finalize: the adversary \mathcal{A} outputs its guess b' on the bit b .

We then define $\text{Adv}^{m\text{-ind-nka}}(\mathcal{A}) = |2 \times \Pr[b' = b] - 1|$, and say that an ABKEM is (t, ε) - m -IND if no adversary \mathcal{A} running within time t can get $\text{Adv}^{m\text{-ind-nka}}(\mathcal{A}) \geq \varepsilon$.

We stress that now, nothing is adaptive, since the adversary cannot get decryption keys, but gets the encapsulations of the same key K under all the individual attributes. We also remain in the chosen-plaintext scenario, without access to any decryption/decapsulation oracle. In addition, since the adversary is the combiner that receives the key K encapsulated under every attribute, we do not allow any collusion with a user: any attribute would be enough to get K and break the security game. In real-life, such a combiner would not be a critical party since it does not know any long-term secret. An ephemeral corruption would just impact the privacy of the ephemeral content.

4 Construction

4.1 Modified Lewko-Waters Scheme

We present here a revised version of the ABE scheme from [10]. We actually relax it in two ways: we do not exploit the decentralized version and so we consider that all the attributes are managed by the same entity (but we could keep the decentralized version); we consider a Key Encapsulation Mechanism (KEM) instead of an encryption scheme, which just encaps a session key. However, we still use an LSSS to realize the access policy, and pairing techniques to ensure collusion resilience: we consider a symmetric pairing $e : \mathbb{G} \times \mathbb{G} \rightarrow \mathbb{G}_T$, where the groups \mathbb{G} and \mathbb{G}_T will be of composite order $N = q_1 q_2 q_3$, with three large prime integers q_1 , q_2 , and q_3 . Let us first describe our variant of ABKEM.

4.2 Description

- **Setup**(λ): One first generates a symmetric pairing $e : \mathbb{G} \times \mathbb{G} \rightarrow \mathbb{G}_T$ for groups of composite order $N = q_1 q_2 q_3$ (of length λ). One also generates a generator g_1 of the subgroup $\mathbb{G}_1 \subset \mathbb{G}$ of order q_1 and a hash function $\mathcal{H} : \{0, 1\}^* \rightarrow \mathbb{G}$. Then, for each attribute \mathbf{a} , the authority specifies the pair of secret/public keys, respectively $\mathbf{sk}_{\mathbf{a}} = (\alpha_{\mathbf{a}}, y_{\mathbf{a}})$ and $\mathbf{pk}_{\mathbf{a}} = (G_{\mathbf{a}} = e(g_1, g_1)^{\alpha_{\mathbf{a}}}, g_{\mathbf{a}} = g_1^{y_{\mathbf{a}}})$. The master secret key \mathbf{msk} is the concatenation of the $\mathbf{sk}_{\mathbf{a}}$'s, and the public key \mathbf{pk} contains N , g_1 and \mathcal{H} , together with the concatenation of the $\mathbf{pk}_{\mathbf{a}}$'s.
- **KeyGen**($\mathbf{msk}, \text{id}, \mathbf{a}$): From $\mathbf{msk} = \{\mathbf{sk}_{\mathbf{a}}\}$, id and \mathbf{a} , the authority outputs $\mathbf{dk}_{\text{id}}^{\mathbf{a}} = g_1^{\alpha_{\mathbf{a}}} \mathcal{H}(\text{id})^{y_{\mathbf{a}}}$.
- **Encaps**(\mathbf{pk}, P): From the public key \mathbf{pk} and a set P of policies, one first chooses some random $s \xleftarrow{\$} \mathbb{Z}_N$ and sets the symmetric encapsulated key $K \leftarrow e(g_1, g_1)^s$. Then, for each $p \in P$, we process the following encapsulation: from the LSSS matrix $\mathbf{A} \in \mathbb{K}^{m \times n}$ and the associated labeling map ρ onto the attributes describing the access structure defined by the policy p , we set $\vec{v} = (s, v_2, \dots, v_n)$ and $\vec{w} = (0, w_2, \dots, w_n)$, with $v_k, w_k \xleftarrow{\$} \mathbb{Z}_N$ for $k = 2, \dots, n$ and $\vec{r} \xleftarrow{\$} \mathbb{Z}_N^m$. We build the share vectors $\vec{v} = \mathbf{A} \cdot \vec{v}$ and $\vec{w} = \mathbf{A} \cdot \vec{w}$. Eventually, for each line $x \in \{1, \dots, m\}$ of the matrix \mathbf{A} , we construct the encapsulation using the keys $\mathbf{pk}_{\rho(x)} = (G_{\rho(x)}, g_{\rho(x)})$ associated to the attribute $\mathbf{a}_x = \rho(x)$ involved in the policy p :

$$\begin{aligned} E_{1,x} &= e(g_1, g_1)^{\nu_x} \cdot G_{\rho(x)}^{r_x} \\ E_{2,x} &= g_1^{r_x} \quad E_{3,x} = g_1^{\omega_x} \cdot g_{\rho(x)}^{r_x} \end{aligned}$$

The algorithm returns $E_p = \{(E_{1,x}, E_{2,x}, E_{3,x})\}_x$ for each $p \in P$.

- **Decaps**($\mathbf{dk}_{\text{id}}, E_p$), where $\mathbf{dk}_{\text{id}} = (\mathbf{dk}_{\text{id}}^{\mathbf{a}})$ for the attributes owned by id : First, the user must find a vector $\vec{c} \in \mathbb{K}^m$ such that $\vec{c}^t \cdot \mathbf{A} = (1, 0, \dots, 0)$ and the support I of the non-zero components of \vec{c} links to a set of attributes owned by the user. Then, for each $x \in I$, the user computes $F_x = E_{1,x} \cdot e(H(\text{id}), E_{3,x}) / e(\mathbf{dk}_{\text{id}}^{\rho(x)}, E_{2,x})$. He finally gets K by combining with the vector \vec{c} : $K \leftarrow \prod_{x \in I} F_x^{c_x}$.

The latter reconstruction works since

$$\begin{aligned} \sum_{x \in I} c_x \cdot \nu_x &= \sum_{x=1}^m c_x \cdot \nu_x = \vec{c}^t \cdot \vec{v} \\ &= \vec{c}^t \cdot \mathbf{A} \cdot \vec{v} = (1, 0, \dots, 0) \cdot \vec{v} = s \\ \sum_{x \in I} c_x \cdot \omega_x &= \sum_{x=1}^m c_x \cdot \omega_x = \vec{c}^t \cdot \vec{w} \\ &= \vec{c}^t \cdot \mathbf{A} \cdot \vec{w} = (1, 0, \dots, 0) \cdot \vec{w} = 0 \end{aligned}$$

In addition, for each $x \in I$,

$$\begin{aligned} F_x &= E_{1,x} \cdot e(H(\text{id}), E_{3,x}) / e(\text{dk}_{\text{id}}^{\rho(x)}, E_{2,x}) \\ &= e(g_1, g_1)^{\nu_x} e(H(\text{id}), g_1)^{\omega_x}. \end{aligned}$$

And so, the final combination leads to

$$\begin{aligned} \prod_{x \in I} F_x^{c_x} &= \prod_{x \in I} (e(g_1, g_1)^{\nu_x} e(H(\text{id}), g_1)^{\omega_x})^{c_x} \\ &= e(g_1, g_1)^{\vec{c}^t \cdot \vec{\nu}} \cdot e(H(\text{id}), g_1)^{\vec{c}^t \cdot \vec{\omega}} = e(g_1, g_1)^s. \end{aligned}$$

One should note that for this construction to work, the map ρ needs to be an injection. In practice, this is not a real issue, since one can simply duplicate the attributes and provide multiple keys to users.

4.3 Construction of the LSSS

In this section, we detail a construction of the LSSS, in an iterative way, from a boolean tree (with only OR and AND gates).

First, we have to start from an LSSS for a simple policy $p = (a_i)$, for some i (i.e., a unique attribute):

$$\mathbf{A}_i = (1) \quad \rho(1) = i.$$

Then we explain how to combine two policies p_1 and p_2 , represented by the LSSS's (\mathbf{A}_1, ρ_1) and (\mathbf{A}_2, ρ_2) respectively, into the policies $p_\wedge = p_1 \wedge p_2$ and $p_\vee = p_1 \vee p_2$ with LSSS's $(\mathbf{A}_\wedge, \rho_\wedge)$ and $(\mathbf{A}_\vee, \rho_\vee)$ respectively.

In the following, for any \mathbf{A} , we denote \mathbf{A}^1 the first column et \mathbf{A}^* the matrix \mathbf{A} without the first column (i.e., $\mathbf{A} = \mathbf{A}^1 \parallel \mathbf{A}^*$).

Proposition 9. *Let (\mathbf{A}_1, ρ_1) and (\mathbf{A}_2, ρ_2) be two LSSS's for the policies p_1 and p_2 . Then we can build the LSSS's $(\mathbf{A}_\wedge, \rho_\wedge)$ and $(\mathbf{A}_\vee, \rho_\vee)$ for the policies $p_\wedge = p_1 \wedge p_2$ and $p_\vee = p_1 \vee p_2$ as follows*

$$\mathbf{A}_\vee = \begin{bmatrix} \mathbf{A}_1^1 & \mathbf{A}_1^* & 0 \\ \mathbf{A}_2^1 & 0 & \mathbf{A}_2^* \end{bmatrix} \quad \mathbf{A}_\wedge = \begin{bmatrix} \mathbf{A}_1^1 & \mathbf{A}_1^1 & \mathbf{A}_1^* & 0 \\ 0 & -\mathbf{A}_2^1 & 0 & -\mathbf{A}_2^* \end{bmatrix}$$

If we label the rows of the matrices from 1 to $m_1 + m_2$, where $\mathbf{A}_1 \in \mathbb{K}^{m_1 \times n_1}$ and $\mathbf{A}_2 \in \mathbb{K}^{m_2 \times n_2}$, we have

$$\rho_\wedge = \rho_\vee : x \mapsto \begin{cases} \rho_1(x), & \text{if } x \leq m_1 \\ \rho_2(x - m_1), & \text{if } x \geq m_1 + 1 \end{cases}$$

This construction is not really new, since it was described in [11] in a more generic way. We need this explicit description for the security analysis of our ABKEM. The correctness of this LSSS construction is provided in the Appendix B. Up to a re-ordering of the rows and columns of the matrices, this is also the same construction obtained from the algorithm presented in the Appendix A from [10]. A comparison of the two methods is indeed proposed in the Appendix C.

4.4 Homomorphic Policy

Our main goal is now to show that this iterative construction of the LSSS can be applied to our ABKEM, starting from encapsulations of the same key K under every attribute. This will follow from the homomorphic-policy property.

We recall that in the ABKEM, $\vec{v} = \mathbf{A} \cdot \vec{v}$ is a secret sharing of a random scalar s , while $\vec{w} = \mathbf{A} \cdot \vec{w}$ is a secret sharing of 0, the components ν_x and ω_x being hidden in $E_{1,x}$ and $E_{3,x}$ by $G_{\rho(x)}^{r_x}$ and $g_{\rho(x)}^{r_x}$ respectively. Because of the linear property of the LSSS, by concatenating or by

adding the shared, we either obtain the OR or the AND policies of two encapsulations $E^{(1)}$ and $E^{(2)}$:

Share-Vectors		Encapsulations
$\begin{bmatrix} \vec{v}_1 \\ \vec{v}_2 \end{bmatrix}$	\longleftrightarrow	$E^{(1)} \cup E^{(2)}$
$\vec{v}_1 + \vec{v}_2$	\longleftrightarrow	$E^{(1)} \cdot E^{(2)}$

Of course, the same applies on the shares $\vec{\omega}$ of 0, but we focus on the shares \vec{v} of the random s

One Secret under two Policies Let us be given two encapsulations $E^{(1)}$ and $E^{(2)}$ of the same secret value $K = e(g_1, g_1)^s$ under the policies p_1 and p_2 , represented by the LSSS (\mathbf{A}_1, ρ_1) and (\mathbf{A}_2, ρ_2) .

The construction thus used, for $i = 1, 2$, the share-vectors $\vec{v}_i = (\nu_{i,1}, \dots, \nu_{i,m_i}) = \mathbf{A}_i \cdot \vec{v}_i$, with $\vec{v}_i = (s, v_{i,2}, \dots, v_{i,n_i})^t$. Using

$$\mathbf{A}_\vee = \begin{bmatrix} \mathbf{A}_1^1 & \mathbf{A}_1^* & 0 \\ \mathbf{A}_2^1 & 0 & \mathbf{A}_2^* \end{bmatrix}$$

and $\vec{v} = (s, v_{1,2}, \dots, v_{1,n_1}, v_{2,2}, \dots, v_{2,n_2})^t$: $\vec{v} = \begin{bmatrix} \vec{v}_1 \\ \vec{v}_2 \end{bmatrix}$.

From attributes satisfying p_i , under the LSSS property, one can efficiently find a vector $\vec{c}_i = (c_{i,1}, \dots, c_{i,m_i})^t \in \mathbb{K}^m$ such that $\vec{c}_i^t \cdot \mathbf{A}_i = (1, 0, \dots, 0)$. By multiplying this vector on the appropriate half of \vec{v} , one can get s :

$$\begin{aligned} (c_{1,1}, \dots, c_{1,m_1}, 0, \dots, 0) \cdot \vec{v} &= \vec{c}_1^t \cdot \vec{v}_1 = s \\ (0, \dots, 0, c_{2,1}, \dots, c_{2,m_2}) \cdot \vec{v} &= \vec{c}_2^t \cdot \vec{v}_2 = s. \end{aligned}$$

It will be used for the disjunction of policies.

Two Secrets under different Policies Let us be given two encapsulations $E^{(1)}$ and $E^{(2)}$ of two secret values $K_1 = e(g_1, g_1)^{s_1}$ and $K_2 = e(g_1, g_1)^{s_2}$ under the policies p_1 and p_2 , represented by the LSSS (\mathbf{A}_1, ρ_1) and (\mathbf{A}_2, ρ_2) .

The construction thus used, for $i = 1, 2$, the share-vectors $\vec{v}_i = (\nu_{i,1}, \dots, \nu_{i,m_i}) = \mathbf{A}_i \cdot \vec{v}_i$, with $\vec{v}_i = (s_i, v_{i,2}, \dots, v_{i,n_i})^t$. Using

$$\mathbf{A}_\wedge = \begin{bmatrix} \mathbf{A}_1^1 & \mathbf{A}_1^1 & \mathbf{A}_1^* & 0 \\ 0 & -\mathbf{A}_2^1 & 0 & -\mathbf{A}_2^* \end{bmatrix}$$

and $\vec{v} = (s_1 + s_2, -s_2, v_{1,2}, \dots, v_{1,n_1}, v_{2,2}, \dots, v_{2,n_2})^t$, one gets again $\vec{v} = \begin{bmatrix} \vec{v}_1 \\ \vec{v}_2 \end{bmatrix}$. This combination will be used for the conjunction of policies, but only with the same secret. Note that the produced encapsulation must be randomized to perform the new policy, otherwise there is a colluding attack: with independent keys for each policy, two players can independently get s_1 and s_2 , and can then combine them to get $s_1 + s_2$.

Two Secrets under the same Policy Let us be given two encapsulations $E^{(1)}$ and $E^{(2)}$ of two secret values $K_1 = e(g_1, g_1)^{s_1}$ and $K_2 = e(g_1, g_1)^{s_2}$ under the same policy p , represented by the LSSS (\mathbf{A}, ρ) .

The construction thus used the share-vectors \vec{v}_1 and \vec{v}_2 of the random scalars s_1 and s_2 respectively under the same policy p . Then, one can see $\vec{v} = \vec{v}_1 + \vec{v}_2$ as a share-vector of $s = s_1 + s_2$ under the policy p , since $\vec{v} = \mathbf{A} \cdot (\vec{v}_1 + \vec{v}_2)$. Indeed, from attributes satisfying p , one can efficiently find a vector $\vec{c} \in \mathbb{K}^m$ such that $\vec{c}^t \cdot \mathbf{A} = (1, 0, \dots, 0)$:

$$\begin{aligned} \vec{c}^t \cdot \vec{v} &= \vec{c}^t \cdot \mathbf{A} \cdot (\vec{v}_1 + \vec{v}_2) \\ &= (1, 0, \dots, 0) \cdot (\vec{v}_1 + \vec{v}_2) = s_1 + s_2. \end{aligned}$$

This combination will be used for the randomization, with $s_2 = 0$.

4.5 Security

In [10], Lewko and Waters proved their ABE scheme to be indistinguishable under several assumptions on the composite order pairing and the condition that ρ is injective. This easily leads to the IND security for the above variant of ABKEM, even for adaptive KeyGen-queries. Hence, this ABKEM construction achieves the IND security level.

In addition, if one looks at the above construction of the LSSS-matrix, for $p = \mathbf{a}_1 \vee \dots \vee \mathbf{a}_k$, then $\mathbf{A} = (1, \dots, 1)^t$ and $\vec{v} = (s, \dots, s)^t$: from an encapsulation E of the key $K = e(g_1, g_1)^s$ under the policy p , one can easily extract the encapsulations E_i of the same K , under the policies $p_i = (\mathbf{a}_i)$ respectively: indeed, each triple $(E_{1,x}, E_{2,x}, E_{3,x})$ is a simple encapsulation of K under $\mathbf{a}_x = \rho(x)$.

Hence, from the security result of their ABE, we also get the m – IND security of our variant, if the keys obtained by the adversary do not satisfy any of the sub-policies p_1 or p_2 . In our m – IND – NKA security level, no keys can be obtained.

As already noted, in [10], Lewko and Waters assume a one-use restriction on attributes throughout the proof: this means that the row labeling map ρ of the challenge ciphertext access matrix (\mathbf{A}, ρ) must be injective. The reason is that, if an attribute is used twice in the access matrix, then there will appear an implicit relation between the randomnesses associated to the corresponding two lines of the matrix and the proof does not go through anymore. To overcome this issue, Lewko and Waters suggested to associate k independent attributes to any attribute a , where k is the bound number of use of a in a policy. Our scheme inherently has the same limitation.

4.6 Homomorphic Policy

Let us now see how this impacts on the encapsulations, when one wants to do disjunctions and conjunctions of policies.

Disjunctions Let us be given two encapsulations $E^{(1)}$ and $E^{(2)}$ of the same key $K = e(g_1, g_1)^s$ under the policies p_1 and p_2 , represented by the LSSS (\mathbf{A}_1, ρ_1) and (\mathbf{A}_2, ρ_2) . We want to make an encapsulation of K under the policy $p_1 \vee p_2$. Using the construction of the share-vectors from Section 4.4, which applies on both \vec{v}_1, \vec{v}_2 and $\vec{\omega}_1, \vec{\omega}_2$, we know that the resulting encapsulation should use

$$\vec{v} = \begin{bmatrix} \vec{v}_1 \\ \vec{v}_2 \end{bmatrix} \quad \vec{\omega} = \begin{bmatrix} \vec{\omega}_1 \\ \vec{\omega}_2 \end{bmatrix}$$

As a consequence, the resulting encapsulation is $E_{p_1 \vee p_2} = \{(E_{j,x}^{(1)}, E_{j,x}^{(2)})_{j=1,2,3}\}_{x \in \mathfrak{A}}$.

Conjunctions Let us be given two encapsulations $E^{(1)}$ and $E^{(2)}$ of the same key $K = e(g_1, g_1)^s$ under the policies p_1 and p_2 , represented by the LSSS (\mathbf{A}_1, ρ_1) and (\mathbf{A}_2, ρ_2) . We want to make an encapsulation of K under the policy $p_1 \wedge p_2$. Using the construction of the share-vectors from Section 4.4, which applies on both \vec{v}_1, \vec{v}_2 and $\vec{\omega}_1, \vec{\omega}_2$, we know that the resulting encapsulation should use

$$\vec{v} = \begin{bmatrix} \vec{v}_1 \\ \vec{v}_2 \end{bmatrix} \quad \vec{\omega} = \begin{bmatrix} \vec{\omega}_1 \\ \vec{\omega}_2 \end{bmatrix}$$

However, this will contain the key $K^2 = e(g_1, g_1)^{2s}$. We thus have to use square-roots to avoid that: the resulting encapsulation is $E_{p_1 \wedge p_2} = \{((E_{j,x}^{(1)})^{1/2}, (E_{j,x}^{(2)})^{1/2})_{j=1,2,3}\}_{x \in \mathfrak{A}}$.

Note that even if in the Lewko-Waters' construction there is a modulus $N = q_1 q_2 q_3$ that is hard to factor, this is the order of the group. Hence $g^{1/2} = g^\alpha$ where $\alpha = (N + 1)/2$.

As already noted, collusion is possible. But this is even worse in this case since we are using $s = s_1 = s_2$: just satisfying one of the two policies, one can recover $K^{1/2} = e(g_1, g_1)^{s/2}$, which thereafter easily leads to K . We thus need to randomize the encapsulation, in order to glue together the policies.

Randomization If one looks in details the description of the **Encaps** algorithm, there are 4 kinds of randomness:

- s , that defined the encapsulated key $K = e(g_1, g_1)^s$;
- $v_k, w_k \xleftarrow{\$} \mathbb{Z}_N$ for $k = 2, \dots, n$, to define \vec{v} and \vec{w} ;
- $\vec{r} \xleftarrow{\$} \mathbb{Z}_N^m$.

Let us start from any encapsulation $E^{(1)}$ of K under a policy p , with

$$\begin{aligned} E_{1,x}^{(1)} &= e(g_1, g_1)^{v_x^{(1)}} \cdot G_{\rho(x)}^{r_x^{(1)}} \\ E_{2,x}^{(1)} &= g_1^{r_x^{(1)}} & E_{3,x}^{(1)} &= g_1^{\omega_x^{(1)}} \cdot g_{\rho(x)}^{r_x^{(1)}} \end{aligned}$$

for each $\mathbf{a}_x = \rho(x)$ involved in the policy p , where $\vec{v}^{(1)} = \mathbf{A} \cdot \vec{v}^{(1)}$ and $\vec{w}^{(1)} = \mathbf{A} \cdot \vec{w}^{(1)}$.

We now define a new fresh encapsulation $E^{(2)}$:

$$\begin{aligned} E_{1,x}^{(2)} &= e(g_1, g_1)^{v_x^{(2)}} \cdot G_{\rho(x)}^{r_x^{(2)}} \\ E_{2,x}^{(2)} &= g_1^{r_x^{(2)}} & E_{3,x}^{(2)} &= g_1^{\omega_x^{(2)}} \cdot g_{\rho(x)}^{r_x^{(2)}} \end{aligned}$$

where $\vec{v}^{(2)} = \mathbf{A} \cdot \vec{v}^{(2)}$ and $\vec{w}^{(2)} = \mathbf{A} \cdot \vec{w}^{(2)}$, for $\vec{v}^{(2)} = (0, v'_2, \dots, v'_n)^t$ and $\vec{w}^{(2)} = (0, w'_2, \dots, w'_n)^t$, with $v'_k, w'_k \xleftarrow{\$} \mathbb{Z}_N$ for $k = 2, \dots, n$, and $\vec{r}^{(2)} \xleftarrow{\$} \mathbb{Z}_N^m$. This is actually a fresh random encapsulation of $K^{(2)} = 1_{\mathbb{G}_T}$ under the policy p . It can be computed from the public key pk that contains N, g_1 , and the keys $\text{pk}_a = (G_a, g_a)$, for all the attributes, as would be generated a fresh encapsulation of $K = 1_{\mathbb{G}_T}$.

Eventually, the new encapsulation $E = \{(E_{1,x}^{(1)} \cdot E_{1,x}^{(2)}, E_{2,x}^{(1)} \cdot E_{2,x}^{(2)}, E_{3,x}^{(1)} \cdot E_{3,x}^{(2)})\}_x$ is a truly random encapsulation of the same K under the policy p .

Conclusion

We proposed a new feature for ABE, with the homomorphic policy. It allows to separate the roles of the sender and the access right manager. This is already a very interesting property in the Pay-TV context. One limitation is the need to know the policies when operating the crucial randomization steps. In our construction, we thus assume the policy is implicitly provided with the encapsulation. Providing a randomization independent to the policy is an open problem. Such a solution, or even the hidden policy property, would find even more application, as the management of medical files, where the doctor can add an access restriction to a patient's file without knowing the original access policy.

Acknowledgments. This work was supported in part by the European Community's Seventh Framework Programme (FP7/2007-2013 Grant Agreement no. 339563 – CryptoCloud) and by the French ANR ALAMBIC project (ANR-16-CE39-0006).

References

1. Nuttapong Attrapadung, Benoît Libert, and Elie de Panafieu. Expressive key-policy attribute-based encryption with constant-size ciphertexts. In Dario Catalano, Nelly Fazio, Rosario Gennaro, and Antonio Nicolosi, editors, *PKC 2011: 14th International Conference on Theory and Practice of Public Key Cryptography*, volume 6571 of *Lecture Notes in Computer Science*, pages 90–108, Taormina, Italy, March 6–9, 2011. Springer, Heidelberg, Germany.
2. Dan Boneh and Matthew K. Franklin. Identity-based encryption from the Weil pairing. In Joe Kilian, editor, *Advances in Cryptology – CRYPTO 2001*, volume 2139 of *Lecture Notes in Computer Science*, pages 213–229, Santa Barbara, CA, USA, August 19–23, 2001. Springer, Heidelberg, Germany.

3. Dan Boneh, Craig Gentry, Sergey Gorbunov, Shai Halevi, Valeria Nikolaenko, Gil Segev, Vinod Vaikuntanathan, and Dhinakaran Vinayagamurthy. Fully key-homomorphic encryption, arithmetic circuit ABE and compact garbled circuits. In Phong Q. Nguyen and Elisabeth Oswald, editors, *Advances in Cryptology – EUROCRYPT 2014*, volume 8441 of *Lecture Notes in Computer Science*, pages 533–556, Copenhagen, Denmark, May 11–15, 2014. Springer, Heidelberg, Germany.
4. Cheng Chen, Jie Chen, Hoon Wei Lim, Zhenfeng Zhang, Dengguo Feng, San Ling, and Huaxiong Wang. Fully secure attribute-based systems with short ciphertexts/signatures and threshold access structures. In Ed Dawson, editor, *Topics in Cryptology – CT-RSA 2013*, volume 7779 of *Lecture Notes in Computer Science*, pages 50–67, San Francisco, CA, USA, February 25 – March 1, 2013. Springer, Heidelberg, Germany.
5. Amos Fiat and Moni Naor. Broadcast encryption. In Douglas R. Stinson, editor, *Advances in Cryptology – CRYPTO’93*, volume 773 of *Lecture Notes in Computer Science*, pages 480–491, Santa Barbara, CA, USA, August 22–26, 1994. Springer, Heidelberg, Germany.
6. Sergey Gorbunov, Vinod Vaikuntanathan, and Hoeteck Wee. Attribute-based encryption for circuits. In Dan Boneh, Tim Roughgarden, and Joan Feigenbaum, editors, *45th Annual ACM Symposium on Theory of Computing*, pages 545–554, Palo Alto, CA, USA, June 1–4, 2013. ACM Press.
7. Vipul Goyal, Abhishek Jain, Omkant Pandey, and Amit Sahai. Bounded ciphertext policy attribute based encryption. In Luca Aceto, Ivan Damgård, Leslie Ann Goldberg, Magnús M. Halldórsson, Anna Ingólfssdóttir, and Igor Walukiewicz, editors, *ICALP 2008: 35th International Colloquium on Automata, Languages and Programming, Part II*, volume 5126 of *Lecture Notes in Computer Science*, pages 579–591, Reykjavik, Iceland, July 7–11, 2008. Springer, Heidelberg, Germany.
8. Vipul Goyal, Omkant Pandey, Amit Sahai, and Brent Waters. Attribute-based encryption for fine-grained access control of encrypted data. In Ari Juels, Rebecca N. Wright, and Sabrina De Capitani di Vimercati, editors, *ACM CCS 06: 13th Conference on Computer and Communications Security*, pages 89–98, Alexandria, Virginia, USA, October 30 – November 3, 2006. ACM Press. Available as Cryptology ePrint Archive Report 2006/309.
9. Javier Herranz, Fabien Laguillaumie, and Carla Ràfols. Constant size ciphertexts in threshold attribute-based encryption. In Phong Q. Nguyen and David Pointcheval, editors, *PKC 2010: 13th International Conference on Theory and Practice of Public Key Cryptography*, volume 6056 of *Lecture Notes in Computer Science*, pages 19–34, Paris, France, May 26–28, 2010. Springer, Heidelberg, Germany.
10. Allison B. Lewko and Brent Waters. Decentralizing attribute-based encryption. In Kenneth G. Paterson, editor, *Advances in Cryptology – EUROCRYPT 2011*, volume 6632 of *Lecture Notes in Computer Science*, pages 568–588, Tallinn, Estonia, May 15–19, 2011. Springer, Heidelberg, Germany.
11. Ventsislav Nikov and Svetla Nikova. New monotone span programs from old. Cryptology ePrint Archive, Report 2004/282, 2004. <http://eprint.iacr.org/2004/282>.
12. Tatsuaki Okamoto and Katsuyuki Takashima. Fully secure unbounded inner-product and attribute-based encryption. In Xiaoyun Wang and Kazue Sako, editors, *Advances in Cryptology – ASIACRYPT 2012*, volume 7658 of *Lecture Notes in Computer Science*, pages 349–366, Beijing, China, December 2–6, 2012. Springer, Heidelberg, Germany.
13. Rafail Ostrovsky, Amit Sahai, and Brent Waters. Attribute-based encryption with non-monotonic access structures. In Peng Ning, Sabrina De Capitani di Vimercati, and Paul F. Syverson, editors, *ACM CCS 07: 14th Conference on Computer and Communications Security*, pages 195–203, Alexandria, Virginia, USA, October 28–31, 2007. ACM Press.
14. Yannis Rouselakis and Brent Waters. Practical constructions and new proof methods for large universe attribute-based encryption. In Ahmad-Reza Sadeghi, Virgil D. Gligor, and Moti Yung, editors, *ACM CCS 13: 20th Conference on Computer and Communications Security*, pages 463–474, Berlin, Germany, November 4–8, 2013. ACM Press.
15. Amit Sahai and Brent R. Waters. Fuzzy identity-based encryption. In Ronald Cramer, editor, *Advances in Cryptology – EUROCRYPT 2005*, volume 3494 of *Lecture Notes in Computer Science*, pages 457–473, Aarhus, Denmark, May 22–26, 2005. Springer, Heidelberg, Germany.
16. Adi Shamir. Identity-based cryptosystems and signature schemes. In G. R. Blakley and David Chaum, editors, *Advances in Cryptology – CRYPTO’84*, volume 196 of *Lecture Notes in Computer Science*, pages 47–53, Santa Barbara, CA, USA, August 19–23, 1984. Springer, Heidelberg, Germany.
17. Shota Yamada, Nuttapong Attrapadung, Goichiro Hanaoka, and Noboru Kunihiro. A framework and compact constructions for non-monotonic attribute-based encryption. In Hugo Krawczyk, editor, *PKC 2014: 17th International Conference on Theory and Practice of Public Key Cryptography*, volume 8383 of *Lecture Notes in Computer Science*, pages 275–292, Buenos Aires, Argentina, March 26–28, 2014. Springer, Heidelberg, Germany.

A Example of LSSS

We recall the LSSS construction from a predicate [10]: Let p be a predicate, we build the corresponding binary tree and we apply the following algorithm to build the share-generating matrix \mathbf{A} .

Algorithm 1 Conversion of Predicate Binary Tree into an LSSS Share-Generating Matrix

Require: Predicate binary tree

 $c \leftarrow 1$
 $\mathbf{A} \leftarrow [\emptyset]$

Associate (1) to the root

Do a Depth First Search in the tree, from the root, and

for unvisited nodes **do**

 Set v to the vector associated to the node

 if $node = \vee$ **then**

 Associate $v \parallel \underbrace{(0, \dots, 0)}_c$ to the children

 if $node = \wedge$ **then**

 $c \leftarrow c + 1$

 Associate $v \parallel \underbrace{(0, \dots, 0, 1)}_c$ to one children (fill with 0 only if necessary)

 Associate $\underbrace{(0, \dots, 0, -1)}_c$ to the other children

 Create the matrix \mathbf{A} with the rows corresponding to the vectors associated to the leaves (extend the vectors with 0 at the end when necessary)

return \mathbf{A}

B Proof of the LSSS

In this appendix, we prove the Proposition 9, that we recall here:

Let (\mathbf{A}_1, ρ_1) and (\mathbf{A}_2, ρ_2) be two LSSS's for the policies p_1 and p_2 . Then we can build the LSSS's $(\mathbf{A}_\wedge, \rho_\wedge)$ and $(\mathbf{A}_\vee, \rho_\vee)$ for the policies $p_\wedge = p_1 \wedge p_2$ and $p_\vee = p_1 \vee p_2$ as follows

$$\mathbf{A}_\vee = \begin{bmatrix} \mathbf{A}_1^1 & \mathbf{A}_1^* & 0 \\ \mathbf{A}_2^1 & 0 & \mathbf{A}_2^* \end{bmatrix} \quad \mathbf{A}_\wedge = \begin{bmatrix} \mathbf{A}_1^1 & \mathbf{A}_1^1 & \mathbf{A}_1^* & 0 \\ 0 & -\mathbf{A}_2^1 & 0 & -\mathbf{A}_2^* \end{bmatrix}$$

If we label the rows of the matrices from 1 to $m_1 + m_2$, where $\mathbf{A}_1 \in \mathbb{K}^{m_1 \times n_1}$ and $\mathbf{A}_2 \in \mathbb{K}^{m_2 \times n_2}$, we have

$$\rho_\wedge = \rho_\vee : x \mapsto \begin{cases} \rho_1(x), & \text{if } x \leq m_1 \\ \rho_2(x - m_1), & \text{if } x \geq m_1 + 1 \end{cases}$$

But first, let us remark that with the initialization $\mathbf{A} = (1)$ and $\rho(1) = i$ for a simple policy $p = (a_i)$, this is indeed an LSSS:

- $\nu_1 = s$, where ν_1 is the share of the player i (or with attribute a_i). The secret s can be recovered;
- Without ν_1 , no information is leaked about s .

Proof. Let us now prove the combinations of LSSS lead to LSSS for the combined policies.

Disjunctions We assume that for some attributes A , there is I such that $\rho(I) \subset A$ satisfies the policy $p_1 \vee p_2$. This also means there is $I' \subseteq I$ such that $\rho(I') \subset A$ satisfies the policy p_b , for $b = 1$ or $b = 2$: from the LSSS (\mathbf{A}_b, ρ_b) , there is \vec{c}_b with support I' such that $\vec{c}_b^t \cdot \mathbf{A}_b = (1, 0, \dots, 0)$. Let us take the other vector $\vec{c}_{3-b}^t \leftarrow (0, \dots, 0)^t$ and build

$$\vec{c} = \begin{bmatrix} (2-b)\vec{c}_1 \\ (b-1)\vec{c}_2 \end{bmatrix} \left(= \begin{bmatrix} \vec{c}_1 \\ 0 \end{bmatrix} \text{ or } = \begin{bmatrix} 0 \\ \vec{c}_2 \end{bmatrix} \right).$$

This vector also has the same support $I' \subseteq I$ as \vec{c}_b . The first component of $\vec{c}^t \cdot \mathbf{A}_\vee$ is $(2-b)\vec{c}_1^t \cdot \mathbf{A}_1^1 + (b-1)\vec{c}_2^t \cdot \mathbf{A}_2^1$, which is $\vec{c}_1^t \cdot \mathbf{A}_1^1 = 1$ if $b = 1$, or $\vec{c}_2^t \cdot \mathbf{A}_2^1 = 1$ if $b = 2$. The next block of

$n_1 - 1$ components is $(2 - b)\vec{c}_1^t \cdot \mathbf{A}_1^*$, which is clearly $(0, \dots, 0)$ if $b = 2$, and $\vec{c}_1^t \cdot \mathbf{A}_1^* = (0, \dots, 0)$ if $b = 1$. The last block of $n_2 - 1$ components is also also $(0, \dots, 0)$.

In the other direction, in order to be able to distinguish s from a random value, given the coordinates of \vec{v} in I , one must be able to find \vec{c} such that $\vec{c}^t \cdot \mathbf{A}_V = (1, 0, \dots, 0)$, with support I . Of course, we can split $\vec{c} = \begin{bmatrix} \vec{c}_1 \\ \vec{c}_2 \end{bmatrix}$.

$$\vec{c}^t \cdot \mathbf{A}_V = (\vec{c}_1^t \cdot \mathbf{A}_1^1 + \vec{c}_2^t \cdot \mathbf{A}_2^1, \vec{c}_1^t \cdot \mathbf{A}_1^*, \vec{c}_2^t \cdot \mathbf{A}_2^*).$$

As a consequence, $\vec{c}_1^t \cdot \mathbf{A}_1^1 + \vec{c}_2^t \cdot \mathbf{A}_2^1 = 1$ and $\vec{c}_1^t \cdot \mathbf{A}_1^* = (0, \dots, 0)$ and $\vec{c}_2^t \cdot \mathbf{A}_2^* = (0, \dots, 0)$. At least, one of the two elements $\vec{c}_1^t \cdot \mathbf{A}_1^1$ or $\vec{c}_2^t \cdot \mathbf{A}_2^1$ is non-zero. Let us assume this is the first one, and it is equal to $\alpha \in \mathbb{K}^*$: the vector $\vec{c}'_1 \leftarrow \alpha^{-1} \cdot \vec{c}_1$ satisfies $\vec{c}'_1^t \cdot \mathbf{A}_1 = (1, 0, \dots, 0)$. This vector has a support $I' \subseteq I$, and thus (from the LSSS property) $\rho(I')$ must satisfy the policy p_1 , and so does $\rho(I)$ because of the monotonicity.

Conjunctions We assume that for some attributes A , there is I such that $\rho(I) \subset A$ satisfies the policy $p_1 \wedge p_2$. This also means there is $I_b \subseteq I$ such that $\rho(I_b) \subset A$ satisfies the policy p_b , for $b = 1, 2$: from the LSSS (\mathbf{A}_b, ρ_b) , there is \vec{c}_b with support I_b such that $\vec{c}_b^t \cdot \mathbf{A}_b = (1, 0, \dots, 0)$. Let us build $\vec{c} = \begin{bmatrix} \vec{c}_1 \\ \vec{c}_2 \end{bmatrix}$.

$$\begin{aligned} \vec{c}^t \cdot \mathbf{A}_\wedge &= (\vec{c}_1^t \cdot \mathbf{A}_1^1, \vec{c}_1^t \cdot \mathbf{A}_1^1 - \vec{c}_2^t \cdot \mathbf{A}_2^1, \vec{c}_1^t \cdot \mathbf{A}_1^*, -\vec{c}_2^t \cdot \mathbf{A}_2^*) \\ &= (1, 1 - 1, (0, \dots, 0), (0, \dots, 0)) = (1, 0, 0, \dots, 0) \end{aligned}$$

This vector \vec{c} has a support $I_1 \cup I_2 \subseteq I$.

In the other direction, in order to be able to distinguish s from a random value, given the coordinates of \vec{v} in I , one must be able to find \vec{c} such that $\vec{c}^t \cdot \mathbf{A}_\wedge = (1, 0, \dots, 0)$. Of course, we can split $\vec{c} = \begin{bmatrix} \vec{c}_1 \\ \vec{c}_2 \end{bmatrix}$:

$$\vec{c}^t \cdot \mathbf{A}_\wedge = (\vec{c}_1^t \cdot \mathbf{A}_1^1, \vec{c}_1^t \cdot \mathbf{A}_1^1 - \vec{c}_2^t \cdot \mathbf{A}_2^1, \vec{c}_1^t \cdot \mathbf{A}_1^*, -\vec{c}_2^t \cdot \mathbf{A}_2^*).$$

Then $\vec{c}_1^t \cdot \mathbf{A}_1^1 = 1$ and $\vec{c}_1^t \cdot \mathbf{A}_1^1 - \vec{c}_2^t \cdot \mathbf{A}_2^1 = 0$, which also implies $\vec{c}_2^t \cdot \mathbf{A}_2^1 = 1$; $\vec{c}_1^t \cdot \mathbf{A}_1^* = (0, \dots, 0)$ and $\vec{c}_2^t \cdot \mathbf{A}_2^* = (0, \dots, 0)$.

We thus have both $\vec{c}_1^t \cdot \mathbf{A}_1 = (1, 0, \dots, 0)$ and $\vec{c}_2^t \cdot \mathbf{A}_2 = (1, 0, \dots, 0)$ and the supports of \vec{c}_1 and \vec{c}_2 are I_1 and I_2 included in I . From the LSSS property $\rho(I_b)$ must satisfy the policy p_b , for $b = 1, 2$, and so does $\rho(I)$ because of the monotonicity. As a consequence, $\rho(I)$ satisfies the policy $p_1 \wedge p_2$.

C Construction of the LSSS

In this section, we illustrate the two methods to construct the LSSS for the policy $p = ((\mathbf{a}_1 \vee \mathbf{a}_2) \wedge (\mathbf{a}_3 \wedge \mathbf{a}_4)) \vee (((\mathbf{a}_5 \vee \mathbf{a}_6) \wedge \mathbf{a}_7) \vee \mathbf{a}_8)$.

Using our combination of matrices, starting from the leaves, associated to the matrix [1], and going go back to the root, we obtain the construction on Figure 4.

Using Lewko-Waters' algorithm, we get the tree and the matrix described on Figure 5. This algorithm explores the tree following nodes corresponding to binary gates (i) and associates vectors with values in $\{-1, 0, 1\}$ to the child nodes. The vectors linked to leaves form the final matrix.

The matrices obtained are equivalent: columns can just differ with the sign. Indeed, if there exists \vec{c} such that $\vec{c}^t \cdot \mathbf{A} = (1, 0, \dots, 0)$, changing the sign of a column of \mathbf{A} does not impact the

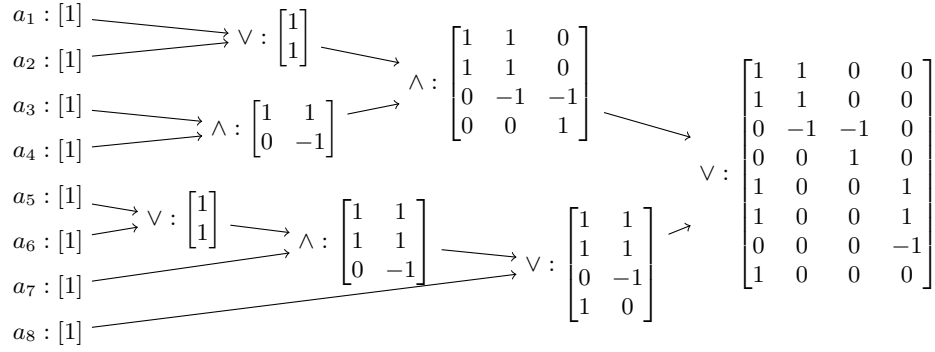


Fig. 4. Matrix-Based Construction

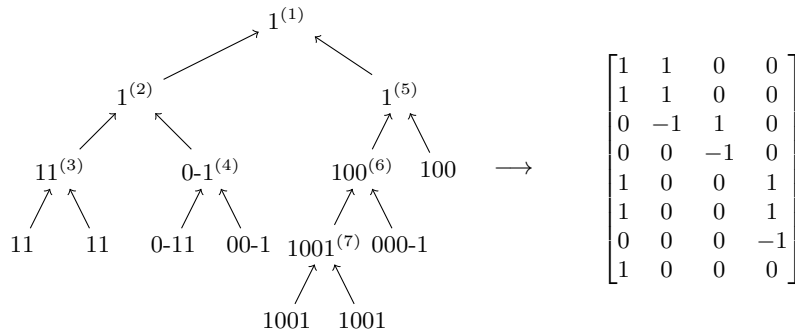


Fig. 5. Lewko-Waters's Construction

support of \vec{c} : changing the sign of the first column needs changing the sign of \vec{c} , while changing the sign of the other columns does not impact \vec{c} at all.

The matrices also have the same size: m rows for $n + 1$ columns where m is the numbers of literals in the predicate p and n is the number of AND gates. If this is well known for the matrices made from Lewko-Waters's method, it is easy to see it with our method too, by induction. Let \mathbf{A}_1 and \mathbf{A}_2 be two LSSS matrices, with respectively n_1 and n_2 columns, for the policies p_1 and p_2 , with respectively n_1 and n_2 AND gates. Following our construction, the new LSSS matrices \mathbf{A}_\vee and \mathbf{A}_\wedge have respectively $n_1 + n_2$ and $n_1 + n_2 + 1$ columns, and their associated policies $p_1 \vee p_2$ and $p_1 \wedge p_2$ respectively have $n_1 + n_2$ and $n_1 + n_2 + 1$ AND gates. Note that we start from the atomic predicates $p = (a_i)$, and we assume them all being distinct.