



**HAL**  
open science

## Symmetries of Monocoronal Tilings

Dirk Frettlöh, Alexey Garber

► **To cite this version:**

Dirk Frettlöh, Alexey Garber. Symmetries of Monocoronal Tilings. *Discrete Mathematics and Theoretical Computer Science*, 2015, Vol. 17 no.2 (2), pp.203-234. 10.46298/dmtcs.2142 . hal-01349057

**HAL Id: hal-01349057**

**<https://inria.hal.science/hal-01349057v1>**

Submitted on 26 Jul 2016

**HAL** is a multi-disciplinary open access archive for the deposit and dissemination of scientific research documents, whether they are published or not. The documents may come from teaching and research institutions in France or abroad, or from public or private research centers.

L'archive ouverte pluridisciplinaire **HAL**, est destinée au dépôt et à la diffusion de documents scientifiques de niveau recherche, publiés ou non, émanant des établissements d'enseignement et de recherche français ou étrangers, des laboratoires publics ou privés.

# Symmetries of monocolonial tilings

Dirk Frettlöh<sup>1</sup>Alexey Garber<sup>2\*</sup><sup>1</sup> Technische Fakultät, Universität Bielefeld, Germany<sup>2</sup> Department of Mathematics, The University of Texas at Brownsville, USAreceived 1<sup>st</sup> Dec. 2014, revised 2<sup>nd</sup> June 2015, accepted 17<sup>th</sup> Sep. 2015.

---

The vertex corona of a vertex of some tiling is the vertex together with the adjacent tiles. A tiling where all vertex coronae are congruent is called monocolonial. We provide a classification of monocolonial tilings in the Euclidean plane and derive a list of all possible symmetry groups of monocolonial tilings. In particular, any monocolonial tiling with respect to direct congruence is crystallographic, whereas any monocolonial tiling with respect to congruence (reflections allowed) is either crystallographic or it has a one-dimensional translation group. Furthermore, bounds on the number of the dimensions of the translation group of monocolonial tilings in higher dimensional Euclidean space are obtained.

**Keywords:** Tilings, Symmetry groups

---

## 1 Introduction

The question how local properties determine global order of spatial structures arises naturally in many different contexts. If the structures under consideration are crystallographic structures, for instance, tilings are used frequently as models for these structures. In this context, one studies how local properties of a tiling determine its global properties.

To mention just a few results in this context for tilings: A tiling is called *monohedral* if all tiles are congruent. A tiling is called *isohedral* if its symmetry group acts transitively on the tiles. Hilbert's 18th problem asked whether there is a tile admitting a monohedral tiling, but no isohedral tiling. (In fact, Hilbert asked the question for tilings in three dimensions.) Heesch gave an affirmative answer in 1935 by proposing a planar non-convex tile with this property [12], [11]. A classification of all isohedral tilings by convex polygons was obtained by Reinhardt [13], see also Section 9 of the wonderful book by Grünbaum and Shephard [11]. In contrast, a classification of all monohedral tilings by convex polygons has not been obtained yet. For instance, it is still unknown which types of convex pentagons admit monohedral tilings of the Euclidean plane [11, Section 9].

In a similar manner, a *monogonal* tiling is one in which each vertex star — i.e., a vertex together with its incident edges — is congruent to any other vertex star. A tiling is called *isogonal*, if its symmetry group acts transitively on the vertex stars. A classification of isogonal tilings is contained in [11, Section 6]. There are 11 combinatorial types of isogonal tilings and 91 types of (unmarked, normal) isogonal tilings

---

\*Partially supported by a grant of the Dynasty Foundation and by the grant "Leading Scientific Schools" NSh-4833.2014.1.

altogether. Each of the 11 combinatorial types of isogonal tilings can be realised by an *Archimedean* (aka *uniform*) tiling, that is a vertex transitive tiling by regular polygons (which then is automatically isogonal) [11, Section 2].

The Local Theorem for tilings yields a necessary and sufficient criterion for a tiling in  $\mathbb{R}^d$  to be crystallographic in terms of the number and the symmetries of  $k$ -th tile coronae in the tiling [7]. (The 0th tile corona of a tile  $T$  is  $T$  itself. The  $k$ -th tile corona of  $T$  is the set of all tiles sharing a facet with some tile of the  $k - 1$ -th tile corona of  $T$ .) As a consequence of this result, a monohedral tiling of  $\mathbb{R}^d$  is isohedral if and only if all first tile coronae in  $\mathcal{T}$  are congruent [8].

In light of the facts above it seems natural to explore tilings in which all vertex coronae are congruent. We will call these tilings *monocoronal*. The *vertex corona* of a vertex  $x$  in a tiling is  $x$  together with the tiles incident to  $x$ . Thus, monocoronal is a stronger property than monogonal.

The main results of this paper are obtained for tilings in the Euclidean plane  $\mathbb{R}^2$  (Section 2). It turns out that a tiling in  $\mathbb{R}^2$  is necessarily isogonal (hence crystallographic) if all vertex coronae are directly congruent (i.e., mirror images forbidden). This is stated in Theorem 2.1. In contrast, if all vertex coronae of some tiling  $\mathcal{T}$  are congruent, but not necessarily directly congruent (i.e., mirror images allowed), then the translation subgroup of the symmetry group of  $\mathcal{T}$  is one-dimensional or two-dimensional. In particular,  $\mathcal{T}$  may be neither crystallographic nor isogonal. This is Theorem 2.2. These results are obtained using a complete classification of monocoronal tilings. This classification is contained in Appendices A and B.

In Section 3 the results of Section 2 are used to obtain some monocoronal tilings in higher dimensional Euclidean space with small translation groups. Section 4 briefly illustrates the situation in hyperbolic spaces and states some suggestions for further work.

## 1.1 Definitions and Notations

Let  $\mathbb{X}$  be a Euclidean space  $\mathbb{R}^d$  or a hyperbolic space  $\mathbb{H}^d$ . A *tiling* is a countable collection  $\{T_1, T_2, \dots\}$  of compact sets  $T_i$  (the *tiles*) that is a covering (i.e.,  $\bigcup_i T_i = \mathbb{X}$ ) as well as a packing (i.e.  $\overset{\circ}{T}_i \cap \overset{\circ}{T}_j = \emptyset$  if  $i \neq j$ , where  $\overset{\circ}{T}$  denotes the interior of  $T$ ). Here the tiles will almost always be convex polytopes; if not, it is mentioned explicitly. A *vertex* of a tiling  $\mathcal{T}$  is a point  $x$  such that  $x$  is a vertex of at least one tile in  $\mathcal{T}$ . Note that in general (higher dimensions, non-convex tiles) a proper definition of a vertex of a tiling can be problematic, compare [11] or [10]. Our definition is tailored to monocoronal tilings. It agrees with the usual definitions and properties of a vertex of a tiling if one considers only planar tilings by convex polygons. For instance,  $x$  is a vertex of a tiling  $\mathcal{T}$  if and only if  $x$  is an isolated point of the intersection of some tiles in  $\mathcal{T}$ ; or: every vertex of a tile (in the usual sense: vertex of a polygon) is a vertex of the tiling, compare [10].

A tiling is called *face-to-face* if the intersection of two tiles is always an entire face (possibly of dimension less than  $d$ , possibly empty) of both of the tiles. In particular, planar tilings by convex polygons are face-to-face if the intersection of two tiles is either an entire edge of both of the tiles, or a vertex of both of the tiles, or empty.

**Definition 1.1** *Let  $x$  be a vertex in some tiling  $\mathcal{T}$ . The vertex-corona of  $x$  is the set of all tiles  $T \in \mathcal{T}$  such that  $x \in T$ , together with  $x$ .*

In tilings by non-convex tiles, two different vertices may have the same set of adjacent tiles. Thus it is necessary to keep track of the defining vertex  $x$  in the definition of the vertex corona. Whenever we say that two vertex coronae  $A$  of vertex  $x$  and  $B$  of vertex  $y$  are congruent we mean that there is an isometry mapping  $A$  to  $B$  and  $x$  to  $y$ .

**Definition 1.2** *If all vertex-coronae in a tiling  $\mathcal{T}$  are directly congruent (mirror images forbidden), then we say that  $\mathcal{T}$  is a monocrystal tiling up to rigid motions. If all vertex-coronae in a tiling  $\mathcal{T}$  are congruent (mirror images allowed), then we say that  $\mathcal{T}$  is a monocrystal tiling up to congruence. If it is clear from the context which of the both terms is meant then we will say briefly that  $\mathcal{T}$  is a monocrystal tiling.*

The *symmetry group* of a tiling  $\mathcal{T}$  is the set of all isometries  $\varphi : \mathbb{X} \rightarrow \mathbb{X}$  such that  $\varphi(\mathcal{T}) = \mathcal{T}$ . In the sequel we are interested in possible symmetry groups of monocrystal tilings. In particular we ask whether only crystallographic groups can occur.

**Definition 1.3** *A tiling in  $\mathbb{R}^d$  is called  $k$ -periodic if the symmetry group contains exactly  $k$  linearly independent translations. A 0-periodic tiling is called non-periodic.*

**Definition 1.4** *The tiling  $\mathcal{T}$  is called crystallographic if its symmetry group has compact fundamental domain. Otherwise it is called non-crystallographic.*

In Euclidean space  $\mathbb{R}^d$  the two notions “crystallographic” and “ $d$ -periodic” are equivalent.

**Theorem 1.5 (Bieberbach, 1911-1912, [2, 3])** *A tiling  $\mathcal{T}$  of  $\mathbb{R}^d$  is crystallographic if and only if it is  $d$ -periodic.*

Since in hyperbolic spaces there is no natural meaning of “translation” it does not make sense to speak of “periodic” or “non-periodic” tilings in  $\mathbb{H}^d$ . Nevertheless we can ask whether a hyperbolic monocrystal tiling is necessarily crystallographic. This is answered in the negative in Section 4.

We will use orbifold notation to denote planar symmetry groups in the sequel, compare [5]. For instance, \*442 denotes the symmetry group of the canonical face-to-face tiling of  $\mathbb{R}^2$  by unit squares. For a translation of orbifold notation into other notations see [5] or [14]. In orbifold notation the 17 crystallographic groups in the Euclidean plane (“wallpaper groups”) are

$$*632, *442, *333, *2222, **, * \times, \times \times, \quad 632, 442, 333, 2222, \circ, \quad 4 * 2, 3 * 3, 2 * 22, 22*, 22 \times;$$

and the seven frieze groups are

$$\infty \infty, * \infty \infty, \infty *, \infty \times, 22 \infty, 2 * \infty, * 22 \infty.$$

## 2 Euclidean plane

This section is dedicated to the question: What are possible symmetry groups of monocrystal tilings in  $\mathbb{R}^2$ ? It turns out that the answer is rather different depending on whether we consider monocrystal tiling up to rigid motions, or up to congruence. In the sequel the main results are stated first. It follows a subsection containing an outline of the classification of all monocrystal tilings that are face to face, then a subsection sketching the classification of monocrystal tilings that that are not face-to-face, and finally the proofs of Theorems 2.1 and 2.2 are given.

**Theorem 2.1** *Every planar monocrystal tiling up to rigid motions has one of the following 12 symmetry groups:*

$$*632, *442, *333, *2222, \quad 632, 442, 333, 2222, \quad 4 * 2, 3 * 3, 2 * 22, 22 * .$$

*In particular, every such tiling is crystallographic, every such tiling has a centre of rotational symmetry of order at least 2, and its symmetry group acts transitively on the vertices.*

**Theorem 2.2** *Every planar monocolonial tiling up to congruence is either 1-periodic, or its symmetry is one out of 16 wallpaper groups: any except  $*\times$ . If such tiling is 1-periodic then its symmetry group is one of four frieze groups:  $\infty\infty$ ,  $\infty\times$ ,  $\infty*$ , or  $22\infty$ . In particular, every such tiling is crystallographic or 1-periodic.*

**Remark 2.3** *It turns out that the 1-periodic tilings in Theorem 2.2 consist of 1-periodic layers that are stacked according to a non-periodic one-dimensional sequence (see for instance Figure 9, page 216). Such a sequence may look simply like  $\dots 1, 1, 1, 0, 1, 1, 1, \dots$  (all 1s, one 0) or, more interestingly, like a non-periodic Fibonacci sequence  $\dots 0, 1, 1, 0, 1, 0, 1, 1, 0, 1, 1, 0, 1, 0, \dots$ , where each finite sub-sequence occurs infinitely often with bounded gaps. The study of nonperiodic symbolic sequences is an interesting field of study on its own, compare for instance [9] or [1].*

## 2.1 Face-to-face tilings

We start with determining the possible combinatorial types of vertex coronae in a monocolonial tiling; that is, in which way can every vertex be surrounded by  $n$ -gons. This first part is already contained in [11]: Our Lemma 2.4 corresponds to Equation (3.5.5) in [11], our Table 1 corresponds to Table 2.1.1 in [11] (which is also applicable to the more general case considered here). For the sake of completeness we include the line of reasoning in the sequel.

**Lemma 2.4** *Let  $\mathcal{T}$  be a monocolonial tiling such that every vertex is incident to  $n$  polygons with  $a_1, \dots, a_n$  many edges, respectively. Then*

$$\sum_{i=1}^n \frac{1}{a_i} = \frac{n}{2} - 1.$$

**Proof:** Let  $k_i$  denote the number of  $i$ -gons in the corona of a vertex in a monocolonial tiling  $\mathcal{T}$ . Consider the average sum of angles at every vertex. On one hand, it is equal to  $2\pi$  since  $\mathcal{T}$  is a tiling. On the other hand, every  $i$ -gon adds an angle  $\frac{i-2}{i}\pi$  in average. By summing up contributions of all polygons and dividing by  $\pi$  we obtain  $\sum_{i \geq 3} \frac{k_i(i-2)}{i} = 2$ . Let  $n$  denote the total number of polygons incident to a vertex  $x$  in  $\mathcal{T}$  (i.e.  $n = \sum k_i$ ) then this identity becomes

$$\sum_{i \geq 3} \frac{k_i}{i} = \frac{n}{2} - 1. \quad (1)$$

Reformulating this with respect to  $a_i$  yields the claim.  $\square$

One can easily check that Equation (1) in the proof of Lemma 2.4 is possible only in the cases listed in Table 1 (where only non-zero  $k_i$ 's are listed).

Not all cases with  $n = 3$  and  $n = 4$  can be realised by a tiling in the Euclidean plane. Impossible cases are marked by (i) in Table 1. For example, there is no tiling in the Euclidean plane such that every vertex is incident to one triangle, one 7-gon and one 42-gon. Indeed, the edges of any triangle in such a tiling in cyclic order would belong alternately to 7-gons and to 42-gons. Since a triangle has an odd number of edges this is impossible.

$n = 6$	$k_3 = 6$	
$n = 5$	$k_3 = 4, k_6 = 1$ $k_3 = 3, k_4 = 2$	
$n = 4$	$k_3 = 2, k_4 = 1, k_{12} = 1$ $k_3 = 2, k_6 = 2$ $k_3 = 1, k_4 = 2, k_6 = 1$ $k_4 = 4$	(i)
$n = 3$	$k_3 = 1, k_7 = 1, k_{42} = 1$ $k_3 = 1, k_8 = 1, k_{24} = 1$ $k_3 = 1, k_9 = 1, k_{18} = 1$ $k_3 = 1, k_{10} = 1, k_{15} = 1$ $k_3 = 1, k_{12} = 2$ $k_4 = 1, k_5 = 1, k_{20} = 1$ $k_4 = 1, k_6 = 1, k_{12} = 1$ $k_4 = 1, k_8 = 2$ $k_5 = 2, k_{10} = 1$ $k_6 = 3$	(i) (i) (i) (i) (i) (i) (i) (i)

Tab. 1: Possible combinatorial types of vertex coronae following from Lemma 2.4. Cases that are impossible for further reasons are marked with (i).

In the same way one can prove that if  $n = 3$  then only four cases can be realised: one triangle and two 12-gons, or three hexagons, or one quadrilateral and two octagons, or one quadrilateral, hexagon and one 12-gon. If  $n = 4$  then the case with two triangles, one quadrilateral and one 12-gon cannot be realised.

The full list of all possible monocoronal face-to-face tilings presented in Appendix A. In the sequel the general line of reasoning to arrive at the list is illustrated by a detailed discussion of a typical example, namely the case where the vertex corona consists of one triangle, two quadrilaterals, and one hexagon.

First we consider the topological structure of a tiling  $\mathcal{T}$  with prescribed (combinatorial) polygons in the corona of every vertex. For example, if  $n = 6$  then the tiling  $\mathcal{T}$  will be combinatorially equivalent to the tiling with regular triangles.

The example under consideration — one triangle, two quadrilaterals, one hexagon — is less trivial. In this case with there are two possible combinatorial coronas. They are shown in Figure 1. The constellation in the left part of the figure can not be realised in any tiling of the plane. The reason is the same as above: quadrilaterals and hexagons need to alternate in a cyclic way along the edges of some triangle, yielding a contradiction. So the topological structure of the tiling that we are looking for will be the same as in Figure 2.

The next step is to mark equal edges or predefined angles. (This is the point where we go beyond [11].) For example, in the unique topologically possible corona with triangle, two quadrilaterals and hexagon there is only one angle of triangle in every vertex, therefore all angles of all triangles in our tiling are equal to  $\frac{\pi}{3}$ . By the same reason all angles of all hexagons are equal to  $\frac{2\pi}{3}$ .

We use the same strategy to mark edges of equal length. It is easy to see that all edges of all triangles are equal, since every corona contains only one equilateral triangle. Hence we mark all edges of all triangles with red colour. The two edges of a hexagon that are incident to a given vertex  $x$  may be of

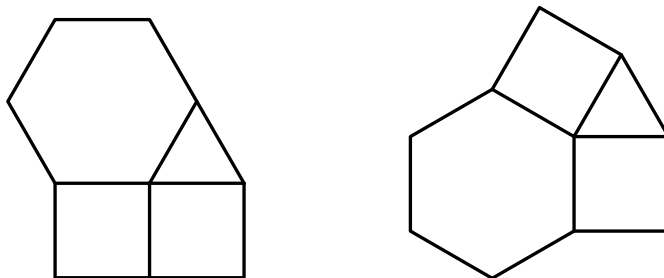


Fig. 1: Two theoretical cases of local structure with triangle, two quadrilaterals and hexagon.

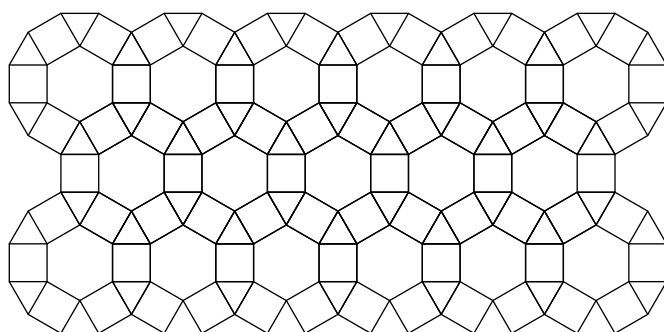


Fig. 2: Topological structure of a tiling with unique vertex corona consisting of a triangle, two quadrilaterals and a hexagon.

different lengths. Thus we mark them with blue and green, respectively. Then the edges of all hexagons are coloured alternating with blue and green since every vertex must be incident to one blue and one green edge of a hexagon. Hence we have coloured all edges in the corona except two of them (see Figure 3).

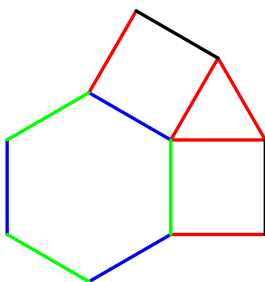


Fig. 3: Intermediate colouring of corona.

Both uncoloured edges belong to some hexagons so they can be blue or green. First we will consider the case when green and blue are equal. Then both quadrilaterals in every corona are parallelograms. There are no more than two different angles in total in these quadrilaterals since in one corona there are only two angles of quadrilaterals. So metrically the corona of an arbitrary vertex  $x$  looks as follows (see Figure 4): a regular hexagon, two equal parallelograms that touch  $x$  with different angles (or equal if and only if they are rectangles), and a regular triangle.

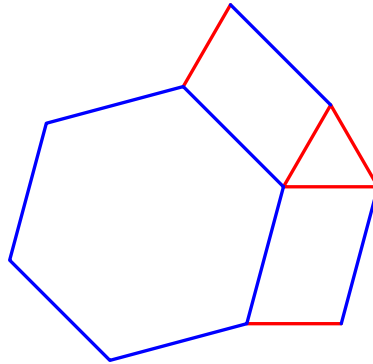


Fig. 4: First possible case of a corona with one triangle, two quadrilaterals, and one hexagon.

If the blue and the green edges are of different length then one of the uncoloured edges in Figure 3 is green and the other one is blue. There are two arguments for that. The first one which works in this particular case is the following: if both edges are of the same colour, say blue, then every corona does not have a green edge on the outer part of incident quadrilaterals, which is impossible. The second argument is general for all monocoronal tilings: in any corona with centre  $x$ , the portion of green edges of quadrilaterals containing  $x$  is the same as the portion of green edges of quadrilaterals not containing  $x$ . This means in this example: one quarter of all edges of quadrilaterals must be green.

So there are two possibilities of colouring all edges of the vertex corona under consideration. These are shown in Figure 5.

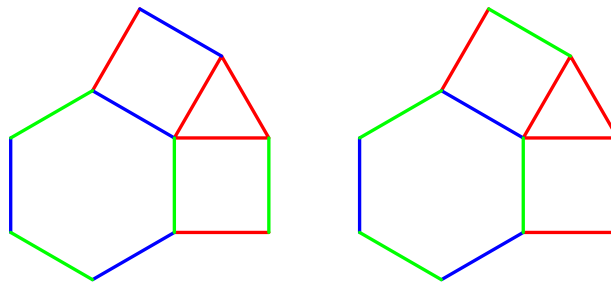


Fig. 5: Possible colouring's of corona.



In the left image both quadrilaterals are parallelograms. Moreover, every corona contains only one angle between red and blue edges, hence all these angles are equal. But four such angles are angles of one quadrilateral, so this quadrilateral is a rectangle. By the same reason the second quadrilateral is a rectangle, too. Now if we consider an arbitrary triangle then it is surrounded by rectangles that alternate cyclically along its edges: a rectangle with two red and two green edges is followed by a rectangle with two red and two blue edges. Again, since the triangle has an odd number of edges, this yields a contradiction.

By the same reason, in the right image all angles between red and blue edges are equal, and all angles between red and green edges are equal. So both quadrilaterals are equal isosceles trapezoids. Hence the metrical picture looks like shown in Figure 6.

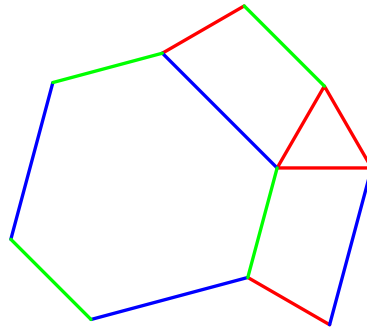


Fig. 6: The second possible corona with triangle, two quadrilaterals, and hexagon.

Putting everything together we obtain that there are two families of different monocoronal tilings whose vertex corona consists of one triangle, two quadrilaterals, and one hexagon. Both families are shown in Figure 7. Both families admit only crystallographic tilings since the metrical structure is uniquely defined by the structure of an arbitrary corona satisfying Figures 4 or 6.

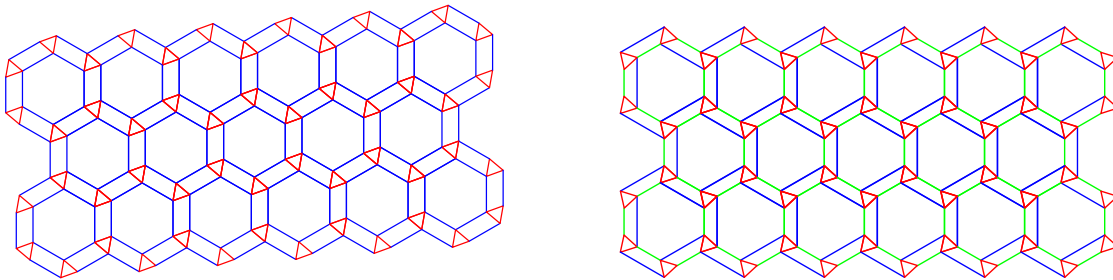


Fig. 7: Families of monocoronal tilings with one triangle, two quadrilaterals, and one hexagon.

Proceeding in this manner for all possible cases yields the list of tilings in Appendix A.

## 2.2 Non face-to-face tilings

In the case of non-face-to-face tilings we can prove a lemma similar to Lemma 2.4. We assume that each vertex  $x$  is contained in the relative interior of the edge of some polygon  $P_x$ . It is clear that there is exactly one such polygon.

**Lemma 2.5** *If  $\mathcal{T}$  is a monocolonial tiling such that every vertex is a vertex of polygons with number of edges  $\{a_1, \dots, a_n\}$  and lies in a side of one more polygon then*

$$\sum \frac{1}{a_i} = \frac{n-1}{2}.$$

**Proof:** Let  $k_i$  denote the number of  $i$ -gons (not including  $P_x$ ) in the corona of the vertex  $x$  in a monocolonial tiling  $\mathcal{T}$ . Consider the average sum of angles at every vertex, excluding the contribution of  $P_x$ . On one hand, it is equal to  $\pi$  since  $\mathcal{T}$  is a tiling and  $P_x$  contributes an angle equal to  $\pi$ . On the other hand, every  $i$ -gon adds an angle  $\frac{i-2}{i}\pi$  in average. After summing up contributions of all polygons and dividing by  $\pi$  we obtain

$$\sum_{i \geq 3} \frac{k_i(i-2)}{i} = 1.$$

Reformulating this with respect to  $a_i$  yields the claim.  $\square$

One can easily check that the equation in Lemma 2.5 is possible only in the following cases (we will list only non-zero  $k_i$ 's):

$$n = 3 : k_3 = 3, \quad n = 2 : k_3 = 1, k_6 = 1, \quad \text{or} \quad n = 2 : k_4 = 2.$$

Now we can use the same technique as in 2.1 for obtaining the full list of all possible monocolonial non face-to-face tilings, see Appendix B.

## 2.3 Proofs of the Main Theorems

The full list of tilings in Appendices A and B allows us to complete the proofs of Theorems 2.1 and 2.2.

**Proof of Theorem 2.1:** The first assertion can be checked by going through the list in Appendix A, omitting those tilings that require reflected coranae (i.e., consider only those figures with (D) in the caption). We cannot find each group directly depicted in the figures. But many figures cover an entire class of special cases. For instance, Figure 15 — showing a triangle tiling with five different edge lengths — covers also the special cases of four, three, two and one different edge lengths. In particular, the tiling in Figure 15 with all edge lengths equal shows the regular triangle tiling by equilateral triangles with symmetry group  $*632$ . In this flavor, Table 2 shows the labels of the figures in which the corresponding symmetry group occurs, together with some additional constraint if necessary. To see that this table is complete, one has to verify that the groups  $22\times$ ,  $**$ ,  $*\times$ ,  $\times\times$  and  $\circ$  are not symmetry groups of the tilings in the list (again only considering figures with (D) in the caption). The simplest way is to check that all these tilings do have a centre of 2-fold or 3-fold rotation. This rules out  $**$ ,  $*\times$ ,  $\times\times$  and  $\circ$ . Then one may check which figures show glide reflections, but no reflections: this is true for none of the figures considered here. This rules out  $22\times$  and shows all assertions except the last claim.

*632	15, all edge lengths equal
*442	28, all edge lengths equal
*333	25, all interior angles of the hexagons equal
*2222	28, all rectangles congruent
632	24
442	22
333	18
2222	15
4 * 2	23, with squares and half-squares
3 * 3	18, all triangles isosceles (red=blue)
2 * 22	19, with squares and equilateral triangles
22 *	15, with red=violet, green=yellow.

Tab. 2: Symmetry groups with corresponding figure labels and further specifications.

It remains to check the figures (again only the ones with (D) in the caption) for vertex transitivity. This is done easily since all tilings considered are crystallographic: only the vertices in a fundamental domain of the translation group have to be checked for equivalence with respect to the symmetry group. In most cases an appropriate rotation will suffice. To give an example, consider Figure 18: The translations in the symmetry group of the depicted tiling act transitively on the small triangles. A 3-fold rotation about the centre of a small triangle permutes the vertices of this small triangle cyclically. Any vertex in the tiling is the vertex of some small triangle. Thus a composition of some translation and some rotation — which is again a rotation — maps any given vertex to any different vertex.  $\square$

**Proof of Theorem 2.2:** The assertion can be checked by going through the full list in Appendix A. In the figures one finds 13 crystallographic groups as symmetry groups of the depicted tilings (the 12 groups from the last proof together with  $22\times$ ). The following short list gives for each group  $G$  occurring the number of one or two figures in the appendix such that  $G$  is the symmetry group of the corresponding tiling. Note that all symmetry groups can be realised with face-to-face tilings.

*632	*442	*333	*2222	632	442	333	2222	4 * 2	3 * 3	2 * 22	22 *	22×
39	41	45	28	24	22	25	16	33, 43	27, 38	29, 52	46	32

Tab. 3: Symmetry groups with corresponding figure labels.

The remaining three crystallographic groups  $**$ ,  $\times\times$  and  $\circ$  are realised by families of tilings that allow also non-crystallographic tilings. This is true for the tilings depicted in Figures 17, 20, 21, 34, 55, and 60.

In the four cases where the tilings are face-to-face, non-crystallographic symmetry groups can occur since the tilings consist of alternating layers such that each second layer is mirror symmetric. The symmetric layers consist either of isosceles triangles ( $I$ ) or of rectangles ( $R$ ), as depicted in Figure 8. The other layers come in two chiral versions and consist either of parallelograms ( $P_0$  and  $P_1$ ) or of triangles ( $T_0$  and  $T_1$ ), see Figure 8. The tilings corresponding to Figure 17 consist of alternating layers of the form

$$\dots I, T_{i_{-1}}, I, T_{i_0}, I, T_{i_1}, I, T_{i_2}, \dots, \quad (i_k \in \{0, 1\}),$$

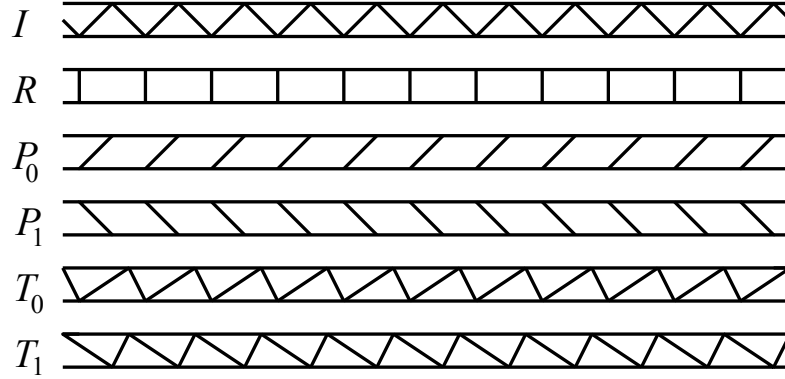


Fig. 8: Layers of isosceles triangles ( $I$ ), layers of rectangles ( $R$ ), layers of parallelograms ( $P_i$ ) and layers of non-isosceles triangles ( $T_i$ ).

the tilings corresponding to Figure 20 consist of alternating layers of the form

$$\dots I, P_{i_{-1}}, I, P_{i_0}, I, P_{i_1}, I, P_{i_2}, \dots, \quad (i_k \in \{0, 1\}),$$

the tilings corresponding to Figure 21 consist of alternating layers of the form

$$\dots R, T_{i_{-1}}, R, T_{i_0}, I, P_{i_1}, I, P_{i_2}, \dots, \quad (i_k \in \{0, 1\}),$$

and the tilings corresponding to Figure 34 consist of alternating layers of the form

$$\dots R, P_{i_{-1}}, R, P_{i_0}, R, P_{i_1}, R, P_{i_2}, \dots, \quad (i_k \in \{0, 1\}).$$

In all cases the sequence  $i := (i_k)_{k \in \mathbb{Z}}$  can be chosen arbitrarily in  $\{0, 1\}^{\mathbb{Z}}$ . The symmetry group of the corresponding tilings depend on the sequence  $i$ . In particular, if  $i$  is a non-periodic symbolic sequence, the symmetry group of the corresponding tiling has translations only parallel to the layers. (The symbolic sequence  $i = (i_k)_{k \in \mathbb{Z}}$  is called *non-periodic*, if  $i_k = i_{k+m}$  for all  $k \in \mathbb{Z}$  implies  $m = 0$ .)

By choosing a periodic sequence  $i$  appropriately tilings with symmetry groups  $**$ ,  $\times \times$  and  $\circ$  can be realised. To construct concrete examples we use tilings by parallelograms and rectangles. These tilings are depicted in Appendix C. For instance,  $i = \dots 101100 \ 101100 \ 101100 \dots$  yields tilings with symmetry group  $**$  (no rotations, two reflections in mirror axes parallel to the layers, see Figure 64). Choosing  $i = \dots 111011000100 \ 111011000100 \ 111011000100 \dots$  yields tilings with symmetry group  $\times \times$  (no rotations, glide reflections with mirror axes orthogonal to the layers, no reflections, see Figure 65). With  $i = \dots 0001011 \ 0001011 \ 0001011 \dots$  we obtain tilings with symmetry group  $\circ$  (translations only, see Figure 66).

In order to see that these examples do actually have the claimed symmetry groups, it is instructive to consider how certain isometries act on the symbolic sequence  $i$ . Here  $i$  denotes the sequence of the original tiling, then  $i'$  is the sequence of the tiling after applying the isometry.

- Reflection in a line orthogonal to the layers switches the symbols 1 and 2:  $i'_k \equiv i_k + 1 \pmod{2}$ .

- Reflection in a line parallel to the layers switches the symbols 1 and 2 and reverses the order:  
 $i'_k \equiv i_{-k} + 1 \pmod{2}$ .
- Rotation by  $\pi$  (around the mid-point of a short edge of some tile in layer 0) reverses the order:  
 $i'_k = i_{-k}$ .
- Translation orthogonal to the layers by  $2m$  layers shifts by  $m$ :  $i'_k = i_{k+m}$ .

In particular, if the sequence  $i$  is not invariant under any operation mentioned above then the corresponding tiling is not invariant under the corresponding isometry. Keeping this in mind it is easy to check that the tilings in Figures 64, 65 and 66 have the claimed symmetry groups.

It remains to rule out tilings with symmetry groups  $*\times$  in the cases considered here, i.e., in the six families of tilings that may have non-crystallographic symmetry groups. Since these tilings consist of the layers discussed above, any possible reflection mapping the tiling to itself has to map the layers to themselves. Thus its mirror axis is either parallel to the layers, or orthogonal to the layers. A reflection orthogonal to the layers maps a layer  $P_1$  to a layer  $P_2$ , resp. a layer  $T_1$  to a layer  $T_2$ , thus it cannot be a symmetry of the tiling. Hence any possible reflection must have a mirror axis parallel to the layers.

Since the reflection maps entire layers to entire layers, the mirror axis lies either on the boundary of some layer, or in the central axis of some layer. In the first case, the reflection would switch a symmetric layer ( $I$  or  $R$ ) with a non-symmetric layer ( $P_i$  or  $T_i$ ), hence it is not a symmetry of the tiling. In the second case, it cannot be the central axis of a layer  $P_i$ , or  $T_i$ , or  $I$ , since these are not mirror symmetric with respect to reflection about their central axis. Thus the mirror axis of a possible reflection is the central axis of a layer  $R$ .

From the list of the 17 wallpaper groups we obtain that the mirror axis of a possible glide reflection is parallel to the axis of the mirror reflection in the symmetry group  $\times*$ . Hence the axis of any glide reflection is parallel to the layers. By the same reasoning as above, it must be the central axis of a layer  $R$  consisting of rectangles. It remains to show that there is no “original” such glide reflection, in terms of group generators. I.e., we have to show that any such glide reflection is a combination of a reflection  $r$  and a translation  $t$  that are already symmetries of the tiling.

The translational part of any glide reflection as above maps rectangles to rectangles. Thus its length is an integer multiple of the length of one edge of the rectangles in layer  $R$ . But a translation by just one edge length of the rectangles already maps the tiling to itself. Thus for any possible glide reflection  $g$  which translational part shifts by  $k$  rectangles, there is a translation  $t$  — shifting by  $-k$  rectangles — such that  $t \circ g$  is a proper reflection that maps the tiling to itself.

Hence a group  $*\times$  cannot occur as symmetry group of a monocoronal tiling.

Now we will establish all possible symmetry groups of 1-periodic monocoronal tilings. First we will give examples as sequences of layers of rectangles and parallelograms as before (sequences of 0's and 1's). For the group  $\infty\infty$  we can use the sequence  $\dots 0001101000\dots$  with only three 1's. For the group  $\infty*$  we can use the sequence  $\dots 00001111\dots$  which is infinity with 0's in one direction and 1's in the other. And for the group  $22\infty$  we can use the sequence  $\dots 000010000\dots$  with only one 1.

The group  $\infty\times$  can occur as a symmetry group of tiling with layers of isosceles triangles and parallelograms with sequence  $\dots 00001111\dots$  which is infinity with 0's in one direction and 1's in the other. Here the axis of the glide reflection is in the middle line of layers of triangles between 0 and 1.

All other three frieze groups  $*\infty\infty$ ,  $2*\infty$ , and  $*22\infty$  can not be realised as symmetry group of 1-periodic monocoronal tiling because they contain a mirror symmetry in the direction orthogonal to layers

which is impossible for both types of non-symmetric layers.  $\square$

### 3 Euclidean space of dimension 3 and higher

In the last section we have seen that monocolonial tilings up to rigid motions are always 2-periodic, whereas monocolonial tilings in general are either 1-periodic or 2-periodic. Thus one may ask for the possible dimensions of the translation group of a monocolonial tiling in higher dimension  $d \geq 3$ . Trivially, the maximal dimension is always  $d$ , realised for instance by the canonical face-to-face tiling of  $\mathbb{R}^d$  by unit hypercubes. Thus this section gives upper bounds for the minimal possible dimension of translation groups of monocolonial tilings in  $\mathbb{R}^d$  for  $d \geq 3$ , distinguishing the cases of face-to-face (Theorem 3.1) vs non face-to-face (Theorem 3.2). Both cases split further with respect to direct congruence vs congruence. In analogy to the plane case, two sets  $A, B \subset \mathbb{R}^d$  are called *congruent*, if there is  $t \in \mathbb{R}^d$  such that  $A = t + RB$  for some  $R \in O(d)$ .  $A$  and  $B$  are called *directly congruent*, if there is  $t \in \mathbb{R}^d$  such that  $A = t + RB$  for some  $R \in SO(d)$ . The latter corresponds to the existence of a rigid motion of  $\mathbb{R}^d$  moving  $A$  to  $B$ .

**Theorem 3.1** *There are face-to-face tilings of  $\mathbb{R}^d$  that are  $\lceil \frac{d}{2} \rceil$ -periodic and monocolonial. There are face-to-face tilings of  $\mathbb{R}^d$  that are  $\lceil \frac{d+1}{2} \rceil$ -periodic and monocolonial up to rigid motions.*

**Proof:** For the first claim, consider a 1-periodic monocolonial tiling  $\mathcal{T}$  of the Euclidean plane (e.g. Figure 9). Consider the direct product  $\mathcal{T} \times \dots \times \mathcal{T}$  of  $\lfloor \frac{d}{2} \rfloor$  copies of  $\mathcal{T}$ . This yields a  $\lfloor \frac{d}{2} \rfloor$ -periodic monocolonial tiling. If  $d$  is odd then we need to take one additional direct product with some 1-periodic tiling of  $\mathbb{R}^1$  (for example a tiling of the line by unit intervals).

For the second claim, note that the Cartesian product  $A \times B$  is directly congruent if either  $A$  or  $B$  is directly congruent. Let  $\mathcal{T}$  be the direct product of a 1-periodic tiling from Figure 34 with a tiling of  $\mathbb{R}^1$  by unit intervals. Then  $\mathcal{T}$  is a monocolonial tiling up to rigid motions of  $\mathbb{R}^3$ . The product of  $\mathcal{T}$  with  $k$  copies of any 1-periodic monocolonial tiling of  $\mathbb{R}^2$  is a monocolonial tiling up to rigid motions of  $\mathbb{R}^{3+2k}$  that is  $2+k$ -periodic. If  $d$  is odd, then  $d = 3 + 2k$  for some  $k$ , and  $\mathcal{T}$  is  $\lceil \frac{d+1}{2} \rceil$ -periodic. If  $d$  is even then consider the additional direct product with a further tiling of  $\mathbb{R}^1$  by unit intervals. This yields a  $\lceil \frac{d+1}{2} \rceil$ -periodic monocolonial tiling up to rigid motions of  $\mathbb{R}^d$  for all  $d \geq 3$ .  $\square$

For the non face-to-face case one can even push it further: one can construct non-periodic tilings in  $\mathbb{R}^d$  for  $d \geq 3$ .

**Theorem 3.2** *For any  $d \geq 3$  there are non-periodic non face-to-face tilings of  $\mathbb{R}^d$  that are monocolonial. For any  $d \geq 4$  there are non-periodic non face-to-face tilings of  $\mathbb{R}^d$  that are monocolonial up to rigid motions.*

**Proof:** We will start with the first claim. We will show the construction of such an example in  $\mathbb{R}^3$ . It can easily be generalised to higher dimensions.

We start with a 1-periodic tiling from Figure 21 where all rectangles are unit squares and all triangles are isosceles right triangles with edges  $1, 1, \sqrt{2}$  (see Figure 9). Using this tiling we can create a *layer*  $L$  by taking its direct product with an orthogonal unit interval (see Figure 10). This layer is 1-periodic. In the next step we add a layer of unit cubes below the layer  $L$  (see Figure 11). This is the point where our

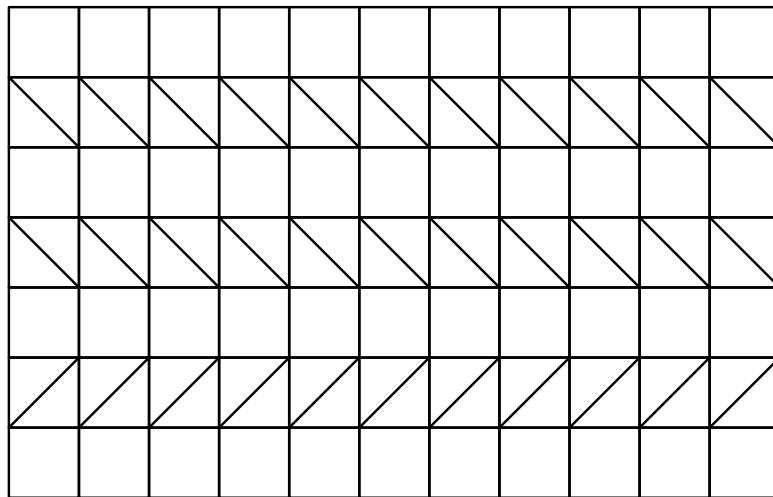


Fig. 9: Building block for a non-periodic tiling.

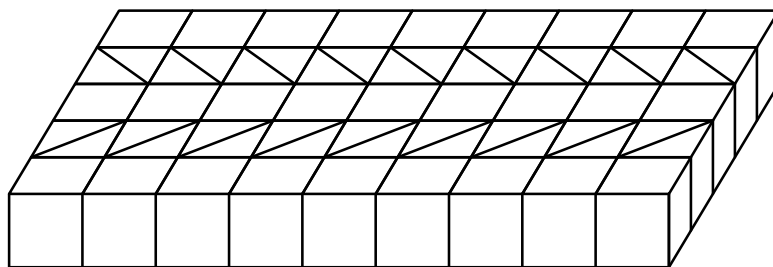
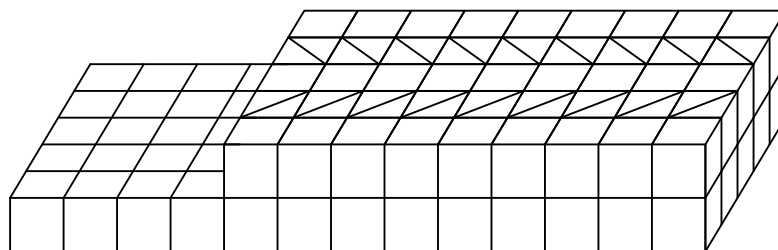


Fig. 10: Layer of unit cubes and triangular prisms.

Fig. 11: Layer  $L$  and layer of unit cubes.

tiling starts to be non face-to-face. In the next step (see Figure 12) we add one more layer congruent to  $L$  below that is rotated by  $\frac{\pi}{2}$  with respect to  $L$ . This latter layer is 1-periodic, but in a direction orthogonal

to the period of the first layer. Hence the union of all three layers is non-periodic. Proceeding in this

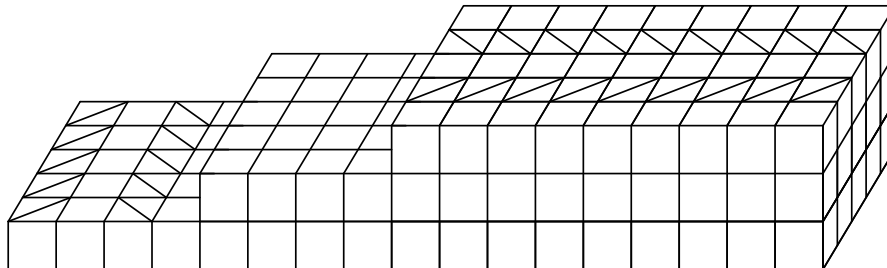


Fig. 12: Three layers of unit cubes, two of them contains cubes cut into prisms.

manner yields a tiling of  $\mathbb{R}^3$  such that even layers consist of unit cubes, odd layers consist of unit cubes and triangular prisms. It is clear that any vertex corona consists of four unit cubes from some even layer, two unit cubes from an adjacent odd layer, and three prisms. Hence the tiling is a monocrystal tiling.

In each step of the construction one may choose a layer that is a translate of  $L$ , or a copy of  $L$  rotated by  $\frac{\pi}{2}$ . If the sequence of choices is non-periodic then the tiling has no period in the vertical direction. Hence we obtain a non-periodic tiling.

The constructed tiling is not a monocrystal tiling up to rigid motions, so for the second claim of the theorem we need to modify the construction a little bit. As for the first claim, we will present a construction for  $\mathbb{R}^4$  that can be easily generalised to higher dimensions.

Again, we start from the tiling by unit squares and right isosceles triangles in Figure 9. In a preliminary step we take the direct product of this tiling with a tiling of the orthogonal line by unit intervals. This yields a 2-periodic tiling of  $\mathbb{R}^3$  where each vertex corona consists of unit cubes and triangular prisms, and each vertex corona is mirror-symmetric.

Taking the direct product of this tiling with an orthogonal unit interval yields a layer  $L'$  in  $\mathbb{R}^4$  consisting of unit 4-cubes and prisms over triangular prisms. Now we can repeat the steps from the proof of the first claim of Theorem 3.1. Every even layer of the tiling consists of unit 4-cubes, and every odd layer is a directly congruent copy of the layer  $L'$ , preserving the “almost” cubical structure on its boundary.

The initial 3-dimensional tiling was monocrystal, with mirror-symmetric corona. Thus the resulting tiling is also monocrystal with mirror-symmetric corona, hence it is a monocrystal tiling up to rigid motion. We can force this tiling to be non-periodic by taking some non-periodic sequence of rotations of  $L'$  for odd layers.  $L'$  is 2-periodic so in every step we can choose one direction in which the copy of  $L'$  is non-periodic. It suffices to choose each of three directions at least once to destroy any period parallel to the layers.  $\square$

## 4 Conclusion

This short conclusion mentions some open problems in the context of this paper that are still open and may suggest further work.

The smallest possible dimension of the translation group of monocrystal face-to-face tilings of Euclidean spaces of dimension at least 3 is still unknown: it is 0, 1 or 2. In particular, the question “Does



there exist a non-periodic monocolonial face-to-face tiling in  $\mathbb{R}^3$  is still open.

Throughout this paper we restrict our study only to convex tiles, but the same question could be asked for tilings with non-convex polygons (resp. polytopes) as well. Allowing non-convex polygons does not change the classification of two-dimensional face-to-face monocolonial tiling in Appendix A: every possible monocolonial tiling using non-convex polygons is already covered by the classification. For non face-to-face tiling it is even easier, because in this case no angle of any polygon can be greater than  $\pi$ , hence no monocolonial non-face-to-face tiling with non-convex polygons is possible at all.

One may also ask for classifications of monocolonial tilings in other spaces of constant curvature, in particular in hyperbolic space. For instance we might ask: Is it true that every monocolonial tiling of  $\mathbb{H}^d$  is crystallographic? It is easier to answer this question for hyperbolic spaces than for Euclidean spaces since there is a family of non-crystallographic tilings of  $\mathbb{H}^d$  with unique tile corona. This tiling can be used to construct tilings with unique vertex corona, that is, monocolonial tilings.

**Theorem 4.1** *There is a non-crystallographic face-to-face tiling of  $\mathbb{H}^d$  that is monocolonial up to congruence.*

**Proof:** Here we show the construction for  $\mathbb{H}^2$ . An analogous construction works for arbitrary dimension.

We start from (one of) Böröczky tiling  $\mathcal{B}$  [4]. It is a non-crystallographic tiling of hyperbolic plane [6, Theorem. 4.4] by equal pentagons. Figure 13 shows a schematic view of this tiling as a tiling of the representation of  $\mathbb{H}^2$  as lower half plane.

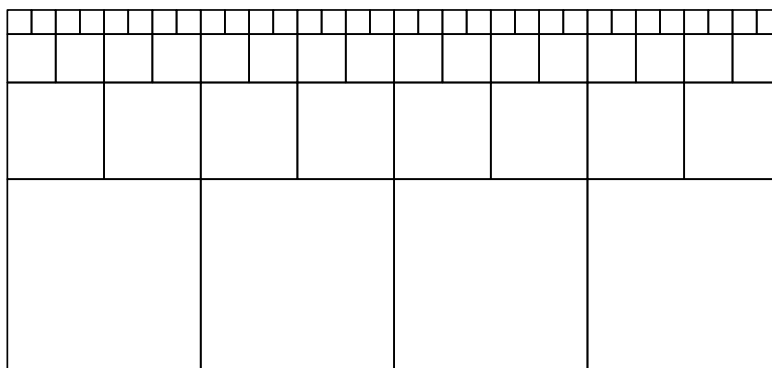


Fig. 13: Example of Böröczky tiling.

It is easy to see that this tiling  $\mathcal{B}$  is not monocolonial. But every tile is surrounded by other tiles “in the same way”, so we can use it to construct a monocolonial tiling. We construct the *dual tiling* by taking barycenters of the initial tiles as vertices of a new tiling and new tiles are convex hulls of vertices corresponding to “old” tiles incident to one “old” vertex.

For arbitrary tilings this construction does not necessary yield a (face-to-face) tiling, but in the case of Böröczky tiling it works. Barycenters of tiles of one “horizontal layer” lie on one horocycle (horosphere in  $\mathbb{H}^d$ ). Thus tiles of the dual tiling form a layer structure between neighbouring horocycles. Moreover, this tiling is a monocolonial tiling, since in the original tiling all first tile-coronae are congruent. The dual tiling is non-crystallographic, since the initial Böröczky tiling was non-crystallographic.  $\square$

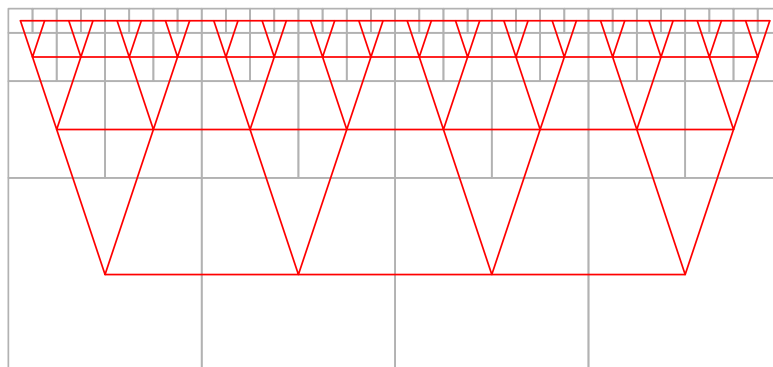


Fig. 14: Dual to Böröczky tiling.

Theorem 4.1 shows that face-to-face tilings in  $\mathbb{H}^d$  that are monocrystal up to congruence can be non-crystallographic (in a pretty strict sense: their symmetry group being finite, see [6]). They can also be crystallographic for small  $d$ , any regular tiling of  $\mathbb{H}^d$  yields an example.

The same question with respect to monocrystal tilings up to rigid motions is still open: The vertex coronae of the tilings in Figure 14 are congruent, but not directly congruent. It might also be interesting to study the situation in the higher dimensional analogues of the Böröczky tilings.

## References

- [1] M. Baake, U. Grimm: *Aperiodic Order. A Mathematical Invitation*, Cambridge University Press (2013).
- [2] L. Bieberbach: Über die Bewegungsgruppen der Euklidischen Räume. (Erste Abhandlung), *Math. Ann.* 70 (1911) 297-336.
- [3] L. Bieberbach: Über die Bewegungsgruppen der euklidischen Räume. (Zweite Abhandlung.) Die Gruppen mit einem endlichen Fundamentalbereich, *Math. Ann.* 72, (1912) 400-412.
- [4] K. Böröczky: Gömbkitöltések állandó görbületű terekben I, II, *Mat. Lapok* 25 (1974) 265-306, 26 (1974) 67-90.
- [5] H. Burgiel, J.H. Conway, C. Goodman-Strauss: *Symmetry of Things*, A.K. Peters, Wellesley MA (2008).
- [6] N. Dolbilin, D. Frettlöh: Properties of generalized Böröczky tilings in high dimensional hyperbolic spaces, *European J. Combin.*, 31 (2010) 1181-1195.
- [7] N. Dolbilin, D. Schattschneider: The local theorem for tilings, in: *Quasicrystals and discrete geometry*, Fields Inst. Monogr. 10, AMS, Providence, RI (1998) pp 193-199.
- [8] D. Schattschneider, N. Dolbilin: One corona is enough for the Euclidean plane, in: *Quasicrystals and discrete geometry*, Fields Inst. Monogr. 10, AMS, Providence, RI (1998) pp 207-246.

- [9] N. Pytheas Fogg: *Substitutions in Dynamics, Arithmetics and Combinatorics*, Lecture Notes in Mathematics 1794, Springer, Berlin (2002).
- [10] D. Frettlöh, A. Glazyrin: The lonely vertex problem, *Contributions to Algebra and Geometry*, 50 (2009) 71-79.
- [11] B. Grünbaum, G.C. Shephard, *Tilings and patterns*, W.H. Freeman, New York (1987).
- [12] H. Heesch: Aufbau der Ebene aus kongruenten Bereichen, *Nachr. Ges. Wiss. Göttingen (2)* 1 (1935) 115-117.
- [13] K. Reinhardt: *Über die Zerlegung der Ebene in Polygone*, Dissertation Univ. Frankfurt a. M., Borna-Leipzig (1918).
- [14] Wikipedia: Orbifold notation, <http://en.wikipedia.org/wiki//Orbifoldnotation>, version of 22. Oct. 2013.

## A Two-dimensional face-to-face monocoronal tiling

In this section we will list all possible monocoronal tilings of the Euclidean plane. The tilings are grouped with respect to (a) the number of polygons incident to the central vertex and (b) the type of this polygons. The caption of any figure will contain (NC) if the depicted tilings may have a non-crystallographic symmetry group, i.e., whether there is a 1-periodic tiling in the class of depicted tilings. The caption will contain (D) if all vertex coronae are directly congruent. Note, that if the vertex corona is mirror symmetric, then all vertex corona are directly congruent.

### A.1 Six triangles

We will divide this case further into subcases with respect to the number of different edge lengths occurring. It is easy to see that the case with six different edge lengths incident to each vertex is impossible.

#### A.1.1 Five edge lengths

There is only one possible case of that type.

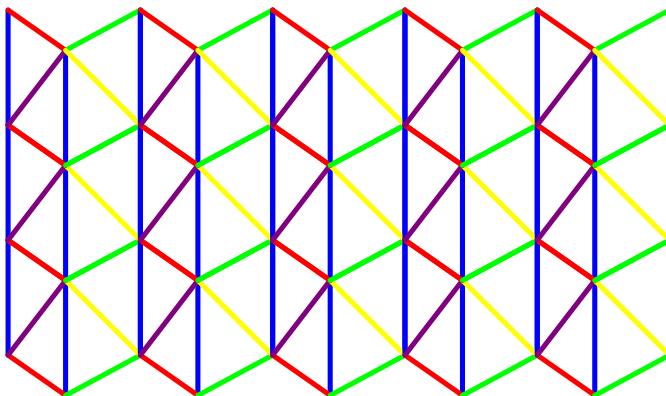


Fig. 15: Tiling with two different non-isosceles non-reflected triangles (D).

### A.1.2 Four edge lengths

First we will list all possible tilings with two pairs of edges of equal length. Here and before we will omit families that can appear as limiting cases of the previous ones. For example here we will not list the case where the yellow edge and the red edge from Figure 15 have the same length.

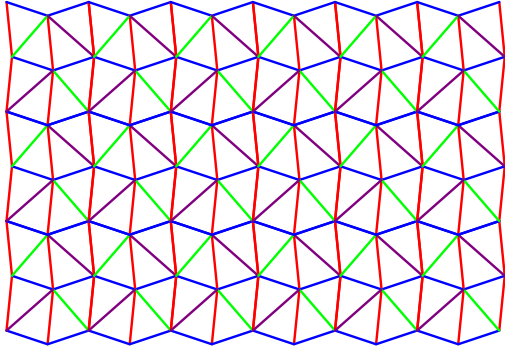


Fig. 16: Tiling with two different types of non-isosceles triangles.

The only family of this type with three edges of equal length incident to each vertex can be obtained from Figure 15 by forcing the yellow edge and the blue edge to have the same length.

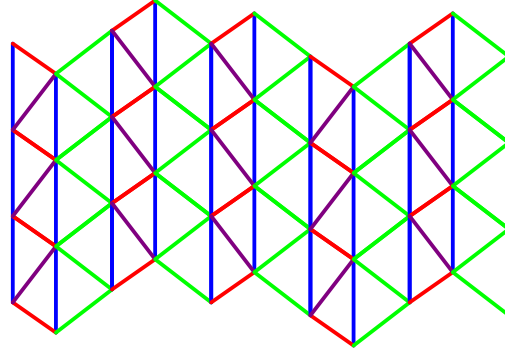


Fig. 17: Tiling with two types of triangles: one is non-isosceles and one is isosceles (NC).

### A.1.3 Three edge lengths

This part we start from tilings where each vertex is incident to three pairs of equal edges.

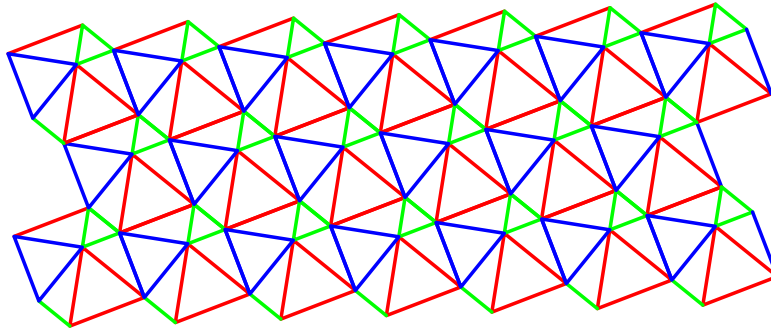


Fig. 18: Tiling with three different regular triangles and one type of non-isosceles triangle (D).

The second option is the following: each vertex is incident to three edges of the first type, two edges of the second type and one edge of the third type. But this case is covered by families that we listed before.

The third case where each vertex is incident to four equal edges is also covered by previous cases.

### A.1.4 Two edge lengths

This is also covered by previous families.

### A.1.5 One edge length

This case is trivial since there is only such tiling, namely the canonical tiling by regular triangles.

### A.2 Five polygons: three triangles and two quadrilaterals

First we will list all possible tilings where quadrilaterals are consecutive in every vertex-corona.

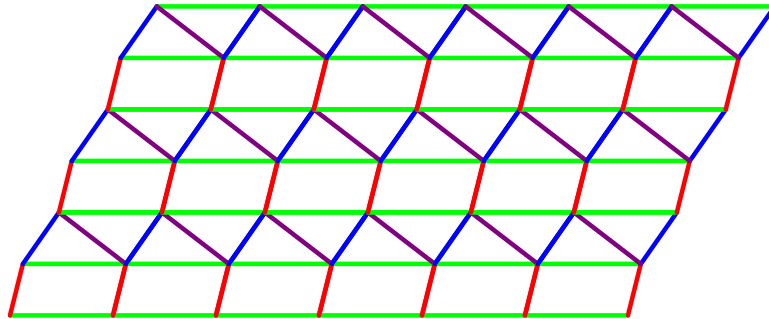


Fig. 19: Tiling with two equal parallelograms and three equal triangles (D).

Two different limiting cases of this corona can generate non-crystallographic tilings, see Figure 9 for one example. However, if we combine two limiting cases then we will obtain again a crystallographic tiling with rectangles and isosceles triangles.

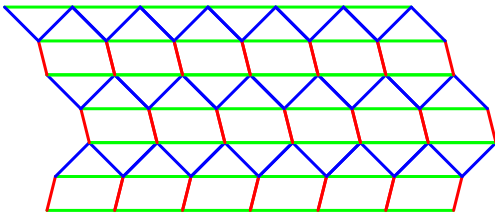


Fig. 20: Tiling with two equal non-rectangular parallelograms and with three equal isosceles triangles (NC).

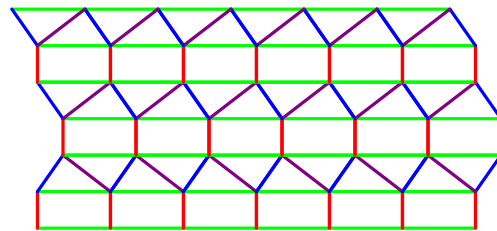


Fig. 21: Tiling with two equal rectangles and three equal non-isosceles triangles (NC).

The second family consists of tilings whose coronas contain non-consecutive quadrilaterals. There are two different families of such tilings.

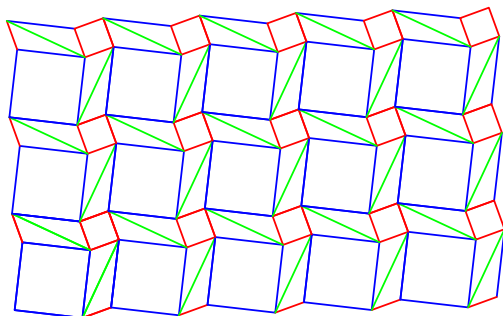


Fig. 22: Tiling with two different squares and with three equal triangles (D).

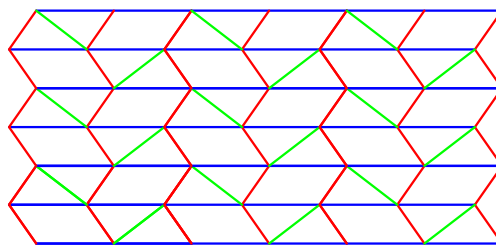


Fig. 23: Tiling with two equal (non-consecutive) parallelograms and three equal triangles.

### A.3 Five polygons: four triangles and one hexagon

There is only one family of such tilings. The vertex corona consists of a regular hexagon, one regular triangle and one arbitrary triangle.

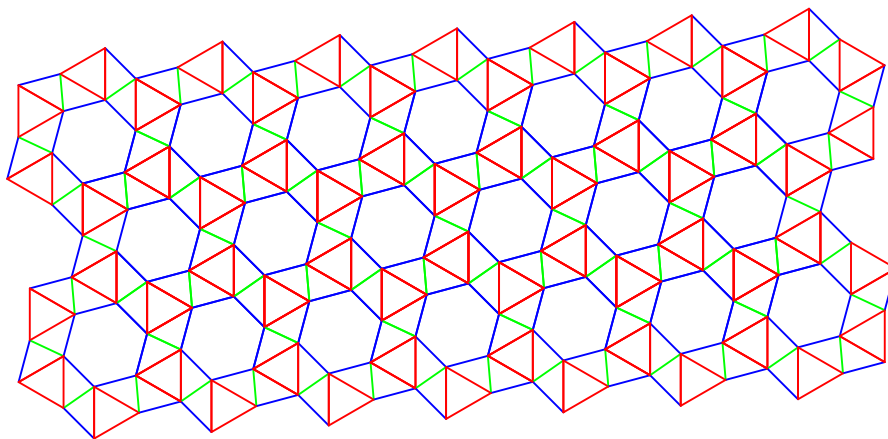


Fig. 24: Tiling with regular hexagon, regular triangle and an arbitrary triangle (D).

### A.4 Four polygons: two triangles and two hexagons

There is only one family of such tilings. Its vertex corona consists of two regular triangles (of different size) and one hexagon with alternating edges and angles.

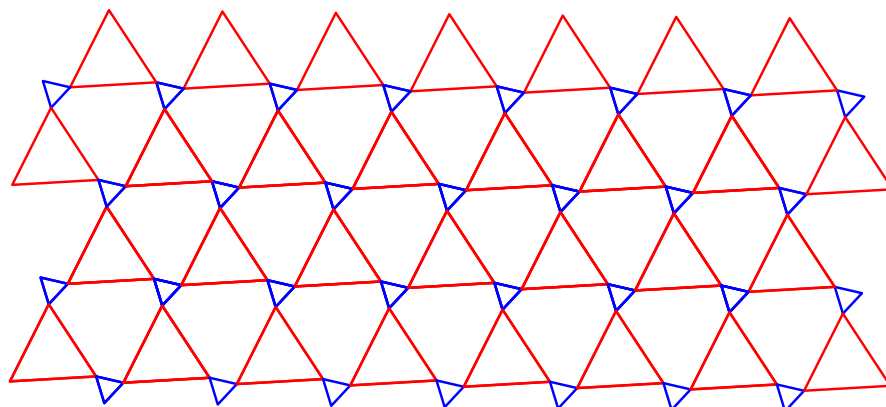


Fig. 25: Tiling with two types of regular triangles and equal hexagons (D).

### A.5 Four polygons: triangle, two quadrilaterals and one hexagon

There are two families of this type. This was shown in Section 2. The first family has a vertex corona consisting of a hexagon with two different edge lengths and the second one consists of hexagons with unique edge length.

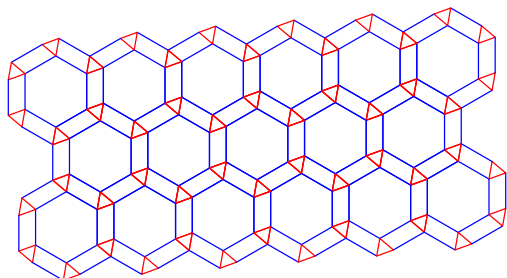


Fig. 26: Tiling with regular triangle, regular hexagon and two parallelograms (D).

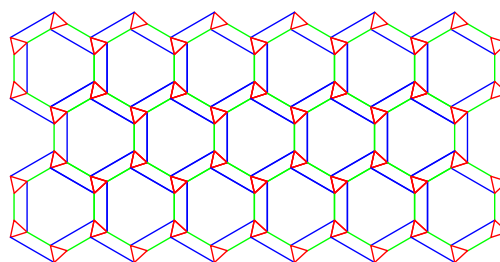


Fig. 27: Tiling with regular triangle, hexagon and two equal trapezoids.

### A.6 Four polygons: four quadrilaterals

In the first part all edges incident to one vertex will be of pairwise different length.

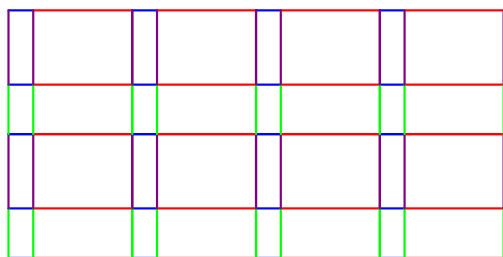


Fig. 28: All quadrilaterals are rectangles.

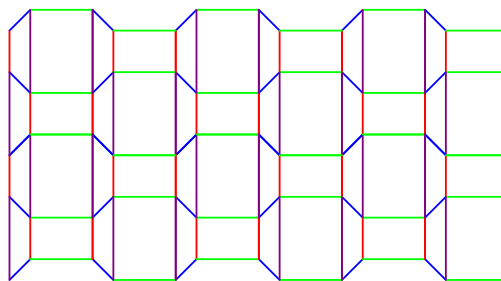


Fig. 29: The vertex corona consists of two rectangles and two equal trapezoids.

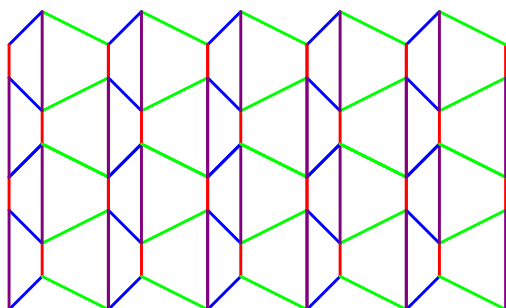


Fig. 30: Tiling with two types of trapezoids.

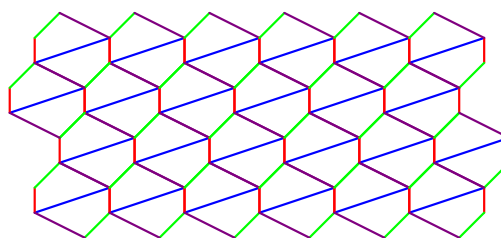


Fig. 31: Tiling with equal quadrilaterals (D).

Now we list additional families that appear when we allow two edges incident to one vertex to be of equal length (Figures 32, 33, 34, and 35).

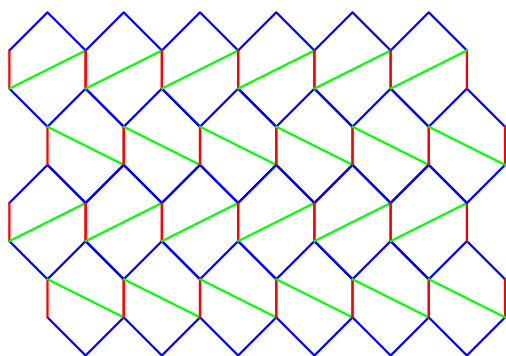


Fig. 32: Tiling with equal quadrilaterals with reflections.

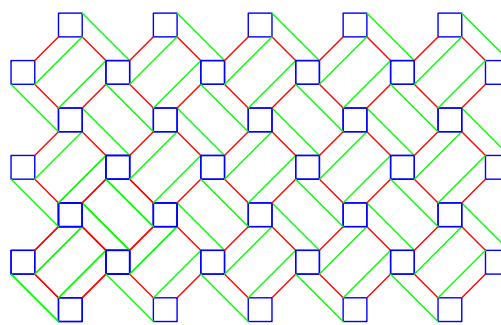


Fig. 33: Tiling with square, rectangle and two trapezoids.



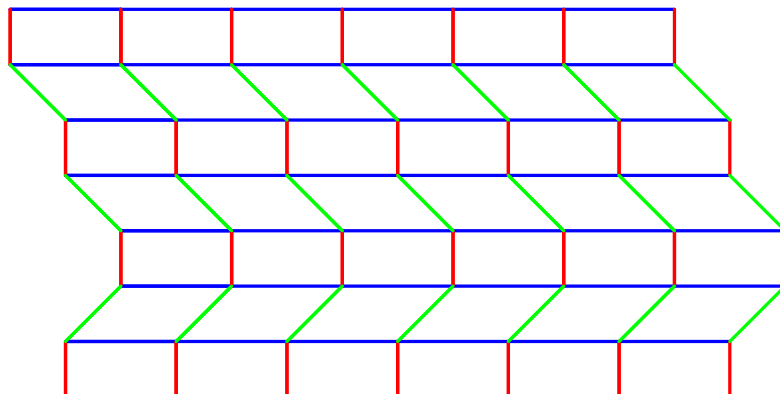


Fig. 34: A pair of opposite edges in the vertex corona are of the same length and there are two different tiles. Then the tiles are parallelograms. (NC) if one of the parallelograms is a rectangle.




Fig. 35: A pair of opposite edges are equal and all tiles are equal.

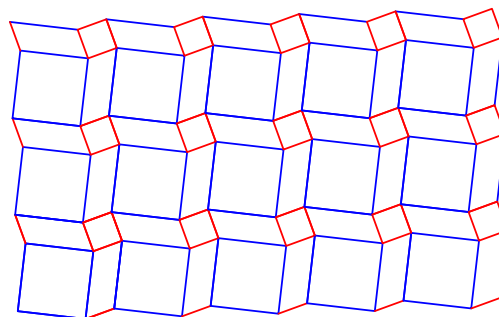


Fig. 36: Tiling with two different squares and equal parallelograms (D).

The families of tilings with four quadrilaterals at each vertex and with two different edge lengths are covered by previous cases, together with the tiling in Figure 36.

All families of tilings with a single edge length are limit cases of the previous cases.

### A.7 Three polygons: triangle and two 12-gons

In this part we will list possible tilings with vertex coronas consisting of one triangle and two 12-gons.

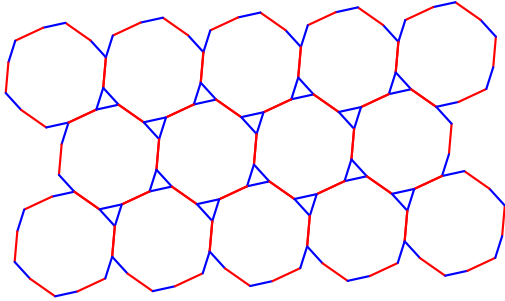


Fig. 37: Angles of both 12-gons are alternating (D).

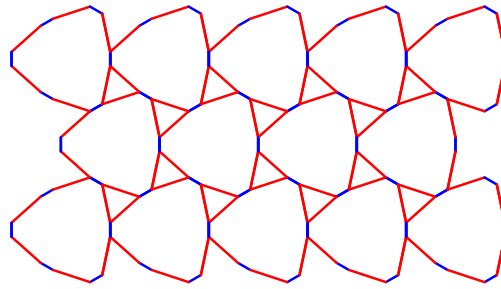


Fig. 38: Some consecutive angles of 12-gons are equal.

### A.8 Three polygons: quadrilateral, hexagon and 12-gon

There is only one family of tilings with vertex corona consisting of quadrilateral, hexagon and 12-gon.

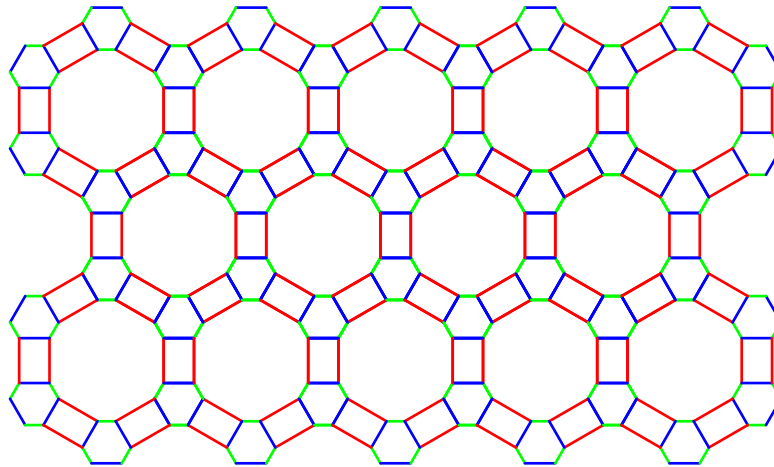


Fig. 39: Tiling with congruent coronas consisting of quadrilateral, hexagon and 12-gon.

### A.9 Three polygons: quadrilateral and two octagons

Every vertex is incident to three edges, two of them are joint edges of a quadrilateral and an octagon. First we list all tilings where these two edges are different.

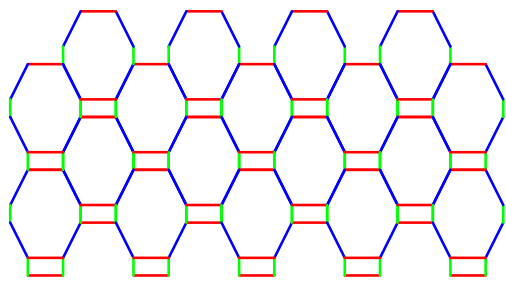


Fig. 40: Octagons has edges from both families green and red.

The second case contains families with equal edges between quadrilaterals and octagons.

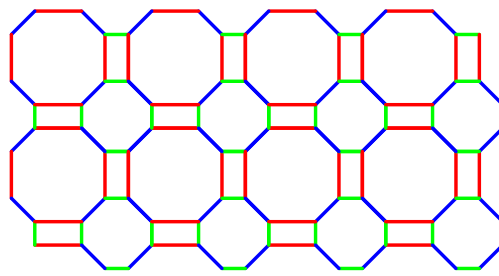


Fig. 41: Each octagon contains edges only from one family either red or green.

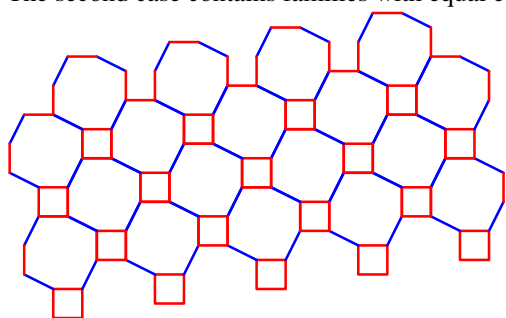


Fig. 42: Angles of both octagons are alternated.

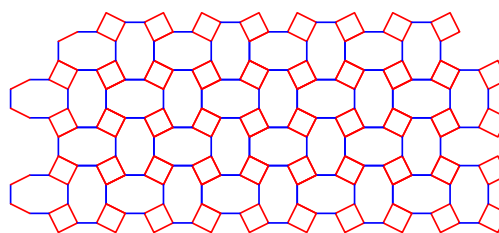


Fig. 43: Some consecutive angles of octagons are equal.

### A.10 Three polygons: three hexagons

In this subsection we present all possible families of tilings with congruent vertex coronas consisting of three hexagons. Each family has a short description of the most important metrical properties.

The first group contains the tilings where all three edges incident to one vertex have different length.

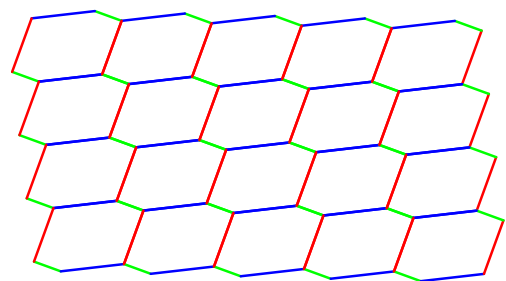


Fig. 44: All hexagons are translations of each other (D).

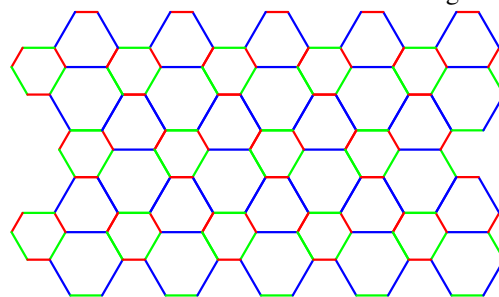


Fig. 45: All hexagons are different and have alternating colourings.

In the sequel we list the possible families with two equal edges incident to every vertex. We omit those tilings that can be achieved from previously described families (Figures 44–46) by letting two different edges to be of equal lengths without using the additional degree of freedom obtained from the possibility

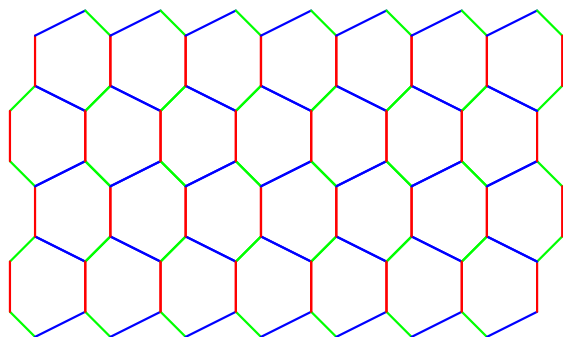


Fig. 46: Hexagons are the same but odd rows are reflected.

of having different angles.

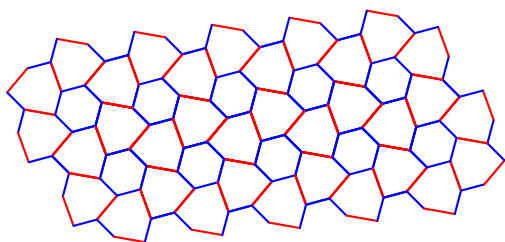


Fig. 47: Two incident edges are equal (D).

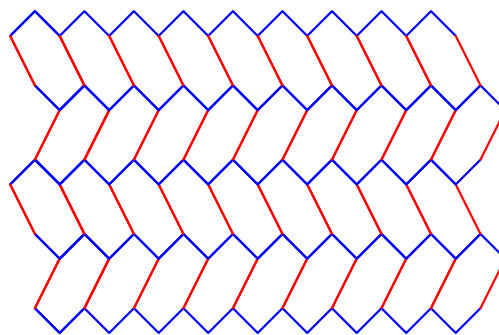


Fig. 48: Two edges are of equal length. This allows using reflected coronae with respect to the case in Figure 44.

The cases where all edges are of equal length are obtained from the previous cases by letting some different edge lengths to be equal. For example, if we force all edges in Figure 45 to be equal then we will obtain the tiling by regular hexagons.

## B Non face-to-face monocoronal tiling

Here we list all possible families of non face-to-face monohedral tilings. We will group them with respect to polygons that are incident to each vertex (except the one polygon that contributes not a vertex, but an edge).

### B.1 Triangle and hexagon

We start from the case where each hexagon is regular.

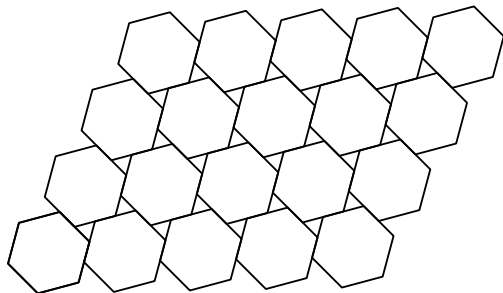


Fig. 49: Tiling with regular hexagon and regular triangle. The edge of the hexagon is longer (D).




Fig. 50: Tiling with regular hexagon and regular triangle. The edge of the hexagon is shorter (D).

The second case is when the hexagon is non-regular. In that case any of its longer side touches two equal regular triangles.




Fig. 51: Tiling with regular triangle and non-regular hexagon.

## B.2 Two quadrilaterals

There are two significantly different cases: the intersection of two quadrilaterals incident to the vertex is an entire edge of both of them, or it is an entire edge of one of them and only a part of an edge of the other. We start our list with the first case.

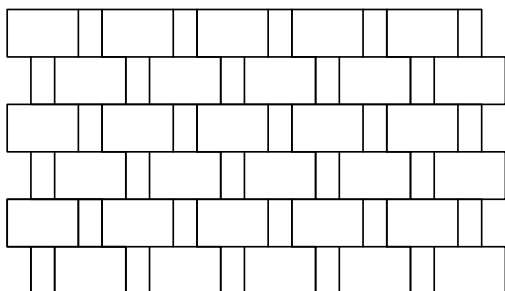


Fig. 52: Tiling with two types of rectangles.




Fig. 53: Tiling with one type of trapezoid.

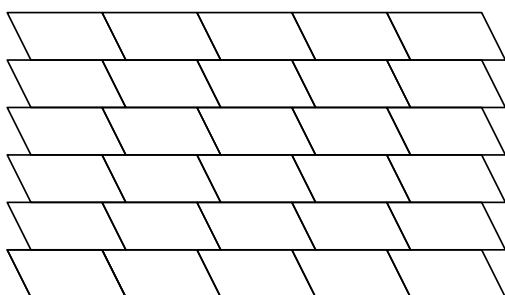


Fig. 54: Tiling with one type of parallelogram (D).




Fig. 55: Tiling with one type of rectangle (NC).

And there are two additional tilings for the second case.

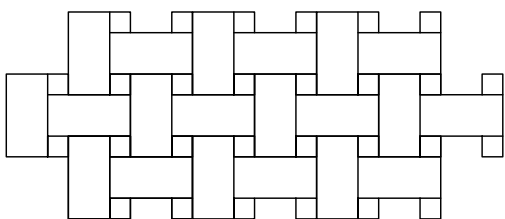


Fig. 56: Tiling with square and rectangle.




Fig. 57: Tiling with two types of squares (D).

### B.3 Three triangles

As in the previous case the tilings are combined into families with similar incidence structure of the vertex corona.




Fig. 58: Tiling with one type of arbitrary triangle (D).




Fig. 59: Tiling with one type of arbitrary triangle but odd rows are reflected.




Fig. 60: Tiling with isosceles triangles (NC).

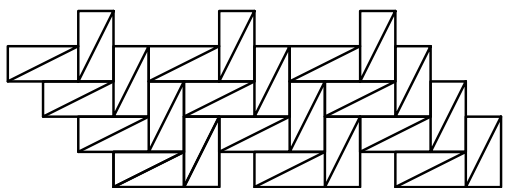


Fig. 61: Tiling with one type of arbitrary triangle. Two triangles in the vertex corona share an entire long edge, the other two share part of a medium edge.

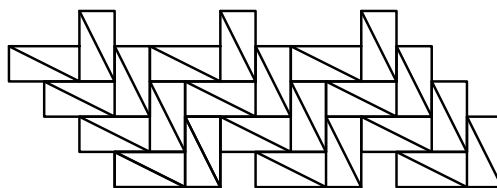


Fig. 62: Tiling with one type of arbitrary triangle. Two triangles in the vertex corona share an entire long edge, in the other two a medium edge touches a short edge.

## C Tilings with symmetry groups $**$ , $\times\times$ , and $\circ$




Fig. 63: Tiling with three types of regular triangles (D).

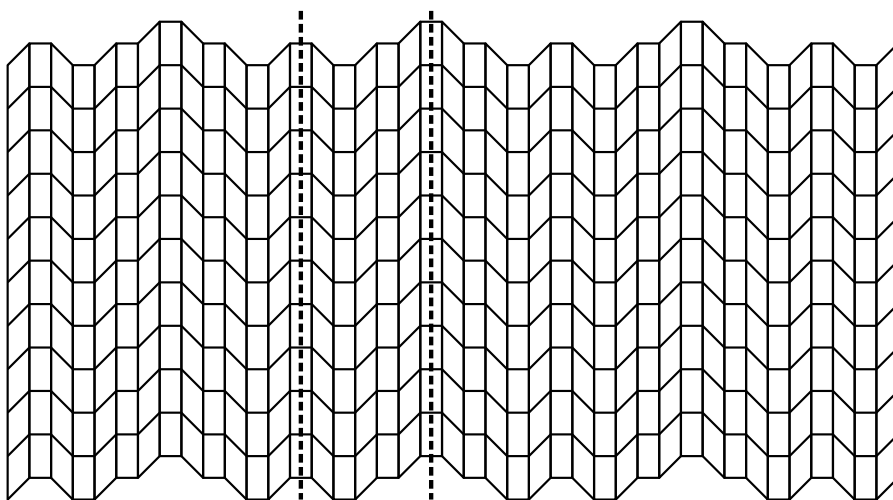


Fig. 64: A crystallographic tiling where layers repeat according to the periodic sequence  $\dots 101100 \dots$ . It is invariant under mirror reflection in the two axes indicated by dashed lines.



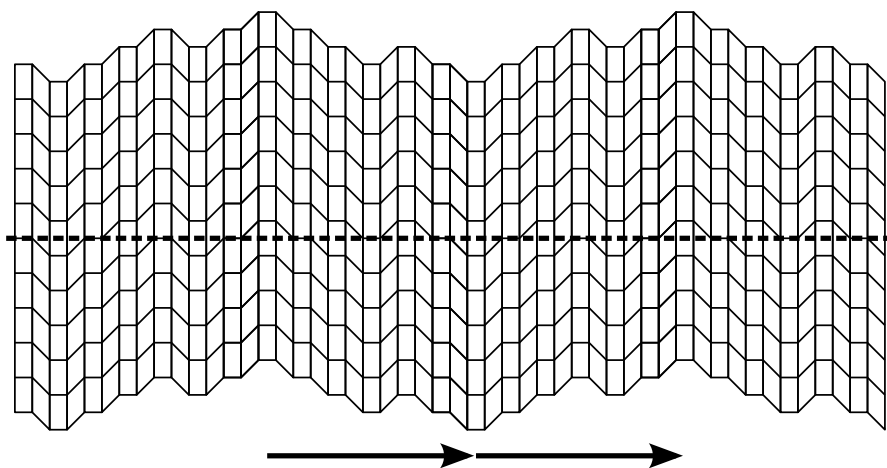


Fig. 65: A crystallographic tiling where layers repeat according to the periodic sequence  $\dots 111011000100\dots$ . It is not invariant under any reflection, but it is invariant under a glide reflection: a reflection in the axis indicated by the dashed line, followed by a translation indicated by one of the arrows.

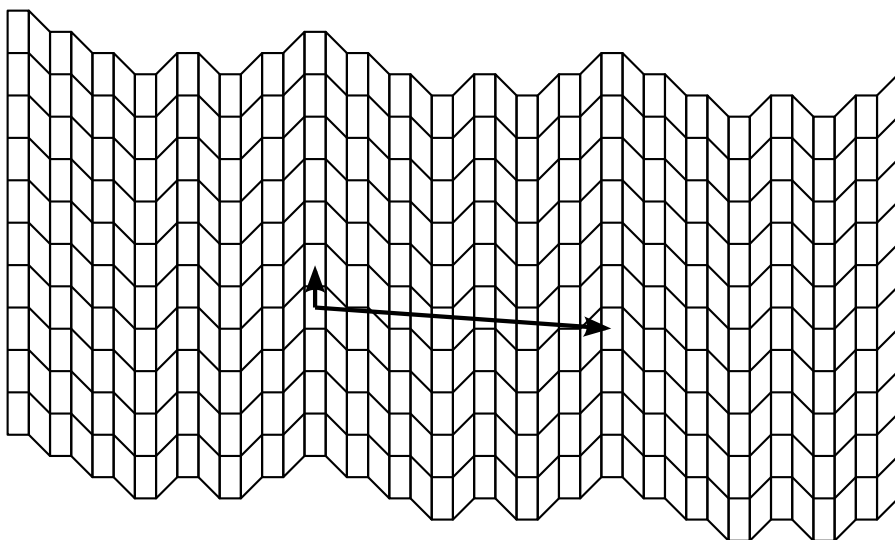


Fig. 66: A crystallographic tiling where layers repeat according to the periodic sequence  $\dots 0001011\dots$ . Its symmetry group contains translations only. The arrows in the image indicate two translations that generate the entire symmetry group.