



HAL
open science

Optimal strokes at low Reynolds number: a geometric and numerical study of Copepod and Purcell swimmers

Piernicola Bettiol, Bernard Bonnard, Jérémy Rouot

► To cite this version:

Piernicola Bettiol, Bernard Bonnard, Jérémy Rouot. Optimal strokes at low Reynolds number: a geometric and numerical study of Copepod and Purcell swimmers. *SIAM Journal on Control and Optimization*, 2018, 56 (3), pp.1794-1822. 10.1137/16M1106778 . hal-01326790v4

HAL Id: hal-01326790

<https://inria.hal.science/hal-01326790v4>

Submitted on 23 Nov 2017

HAL is a multi-disciplinary open access archive for the deposit and dissemination of scientific research documents, whether they are published or not. The documents may come from teaching and research institutions in France or abroad, or from public or private research centers.

L'archive ouverte pluridisciplinaire **HAL**, est destinée au dépôt et à la diffusion de documents scientifiques de niveau recherche, publiés ou non, émanant des établissements d'enseignement et de recherche français ou étrangers, des laboratoires publics ou privés.

Optimal strokes at low Reynolds number: a geometric and numerical study of Copepod and Purcell swimmers

P. Bettiol^{*1}, B. Bonnard^{†2,3} and J. Rouot^{‡4}

¹Laboratoire de Mathématiques Unité CNRS UMR 6205, Université de Bretagne Occidentale, 6, Avenue Victor Le Gorgeu, 29200 Brest, France

²Institut de Mathématiques de Bourgogne, 9 avenue Savary, 21078 Dijon, France

³Inria Sophia Antipolis, 2004 route des lucioles, F-06902 Sophia Antipolis, France

⁴LAAS-CNRS, 7 Avenue du Colonel Roche, 31400 Toulouse, France

October 4, 2017

Abstract

In this article we provide a comparative geometric and numerical analysis of optimal strokes for two different rigid links swimmer models at low Reynolds number: the Copepod swimmer (a symmetric swimmer recently introduced by Takagi) and the long-standing three-link Purcell swimmer by Purcell. The design of strokes satisfying standard performance criteria leads to investigate optimal control problems which can be analyzed in the framework of sub-Riemannian geometry. In this context nilpotent approximations allow to compute strokes with small amplitudes, which in turn can be used numerically to obtain more general strokes. For the Copepod model a detailed analysis of both abnormal and normal strokes is also described. First and second order optimality conditions, combined with numerical analysis, allow us to detect optimal strokes for both the Copepod and the Purcell swimmers. C^1 -optimality is investigated using the concept of conjugate point. Direct and indirect numerical schemes are implemented in `Bocop` and `HamPath` software to perform numerical simulations, which are crucial to complete the theoretical study and evaluate the optimal solutions.

1 Introduction

Swimming models at low Reynolds number employing rigid links in the swimmer design have been introduced in the 1950s (cf. [26]), and have been widely studied since they are of great interest for applications (cf. [2, 14, 29], and see also [22] for earlier literature). The concept of optimal stroke in swimming modeling conveys the idea of periodic ‘best deformation strategy’ (minimizing the mechanical energy dissipated by the drag forces, for instance) performed by the swimmer body interacting with a fluid, and can be contextualized within the *periodic* optimal control framework (see for instance [2, 14] and the references therein).

The problem of finding periodic solutions minimizing a given functional is a classical one, and goes back to Hamiltonian mechanics. A number of significant approaches and different techniques are now available. For instance the standard problem of determining periodic solutions of Hamiltonian vector fields, introduced by Poincaré in relation with the N-body problem, has been studied using continuation and variational methods: the aim was to show the existence of one-parameter family of periodic trajectories emanating from an equilibrium point [23, Thm. 9.2.1], and to apply direct methods to compute periodic solutions, in relation with the class of homotopy associated with the topology induced by collisions. These are valuable contributions still widely employed in direct and indirect numerical schemes like in the `Bocop` and `HamPath` software [7, 16], which have been used here for our numerical analysis.

*piernicola.bettiol@univ-brest.fr

†bernard.bonnard@u-bourgogne.fr

‡jeremy.rouot@grenoble-inp.org

In this paper we consider two different rigid-link swimming models: the Copepod swimmer (recently introduced in [29] to interpret the behaviour of particular zoo-plankton species) and the Purcell three-link swimmer [26]. Both dynamics are modeled using the *Resistive force theory* (see [19],[15, Chapter 5]). Assuming that the displacement is performed minimizing a quadratic cost (w.r.t. the controls), the optimal strokes can be determined employing techniques coming from sub-Riemannian (SR-) geometry. In this area a number of important concepts and useful results, which are relevant for our study, have been recently provided. For instance, strokes with small amplitude can be investigated invoking the concept of nilpotent approximation (see [3] or [20] for an introduction on this construct, and cf. [9, 13] for explicit computations of spheres with small radius). In the SR-geometry context important features are related to the role of normal and abnormal geodesics (cf. [24, 11]), the smoothness of the minimizers (cf. [18]), and crucial issues arise in the analysis of conjugate points in relation with C^1 -optimality (for the fixed initial and final points problem) in both, normal and abnormal, cases (cf. [9, Chapter 6], [1]). First and second order optimality conditions combined with numerical simulations become essential tools in the study of optimal strokes, which, due to the particular periodic structure of shape variables, typically can be embedded in families of strokes having the same cost performance. The non-uniqueness of periodic minimizers in general prevents employing standard second-order sufficient conditions. However, refined second-order conditions covering general classes of problems with non-unique minimizers have been provided in literature (cf. [31] and [17]). The results obtained by [17] are particularly appropriate for the nature of swimming problems here considered, where only one part of the variables are periodic, whereas the ‘displacement variables’ usually do not enjoy this feature.

The starting point for our work on the Copepod swimmer is the paper [29] in which two types of strokes are exhibited invoking merely geometric arguments (which do not involve optimal control theory): sinusoidal oscillations with a phase delay between adjacent links producing a regular curve (stroke), and a sequence of two separate links movements followed by a simultaneous recovery links paddling in unison generating a ‘triangular stroke’. The aim in [29] was to demonstrate the possibility of swimming for this model, and subsequently to compare the obtained strokes with respect to a (locomotion) efficiency, which corresponds to a physical criterion for swimming problems widely adopted in literature. Under this perspective the conclusion of [29] is that (regular) strokes provided by sinusoidal oscillations have a better performance than the triangular one. Introducing the concept of *geometric efficiency* (which is proportional to the notion of efficiency in [29]), our analysis clarifies this point in the context of optimal control theory. We show that the triangular stroke is the unique abnormal stroke and traces a set (a triangle on the shape plane) which is characterized by the so-called Martinet points in SR-geometry, exception made for the corners of the triangle. Though the abnormal (triangular) stroke provides a large displacement, its length is also very big due to the corners, and as a consequence its efficiency is low. We provide a classification of normal strokes, and numerical results show that only (regular) simple loops, laying in the interior of the domain circumscribed by the triangle, can be regarded as candidates for minimizers. Considering the problem in which we fix the strokes displacement, the necessary optimality conditions related to the notion of conjugate points are applicable in the normal case (see [8]) and do select only simple loop (normal) strokes as possible optimizers. Particular symmetry properties of the problem allow us to complement these necessary conditions with sufficient conditions [17] taking into account the non-uniqueness of minimizers in our problem.

Swimming models (at low Reynolds number) with three rigid links are well-known and studied in literature and can be described in terms of equations written in explicit form [25]. The Purcell three-link swimmer model can be interpreted as a control system which involves functions with long and complicated expressions, and the nilpotent approximation in SR-geometry is particularly appropriate for investigating this model. The 2-distribution provided by the associated vector fields has a particular structure (with growth vector $(2, 3, 5)$, cf. [5]) called the *flat Cartan case* (see [12, 28] for details on this geometric structure). The nilpotent approximation analysis leads to consider three crucial cases: the degenerate, the rotating and the oscillating case. In a previous paper [5] only the oscillating case has been explored in detail. Here we complete the picture showing the integrability of the associated normal extremals (for all three cases) in the class of elliptic functions. We obtain analytical expressions also for abnormal extremals, proving that they are straight lines in the shape variables plane. Numerical simulations using `Bocop` and `HamPath` software allow us to compute more general strokes and test their optimality owing to appropriate algorithms which determine possible conjugate points for both normal and abnormal cases. Combining nilpotent approximation in SR-geometry with numerical continuation methods proves to be an extremely useful approach to compute strokes of large amplitude for the Purcell swimmer starting from strokes with small amplitude. The typical outcome for the oscillating case is an ‘eight’ stroke for

which a conjugate point does appear in the reference time period. On the other hand, we can find simple loop strokes, generated in the degenerate and the rotating case, without any conjugate points (in the reference time interval). This analysis supplemented again with symmetry results allows us to individuate a normal extremal which satisfies also the refined second order sufficient conditions test for optimality.

The paper is organized as follows. In Sec. 2, we briefly introduce the two swimming models, some basic concepts and results needed for our study. Sec. 3 presents the combination of our geometric and numeric analysis to determine optimal strokes of the Copepod swimmer. Sec. 4 is devoted to the investigation of optimal strokes for the three-link Purcell swimmer.

2 Preliminaries

2.1 The mathematical swimmer models

In this section we provide a short description of the two mathematical models (see Fig. 1) here investigated, which will be interpreted as optimal control problems.

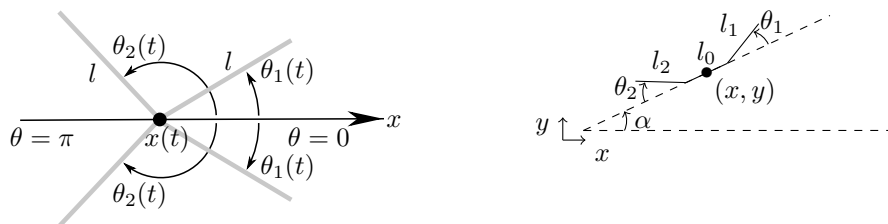


Figure 1: (left) Copepod swimmer, (right) Purcell swimmer.

Copepod swimmer. It is formed joining two pairs of symmetric links together (see [29]). Each pair of symmetric links can be seen as a *scallop*. We shall assume that all links length is normalized to $l = 1$. This swimming model allows displacements along a straight line and the swimmer velocity at position $x \in \mathbb{R}$ is given by:

$$\dot{\theta}_1 = u_1, \quad \dot{\theta}_2 = u_2, \quad \dot{x} = \frac{\dot{\theta}_1 \sin(\theta_1) + \dot{\theta}_2 \sin(\theta_2)}{\Delta(\theta)}, \quad (1)$$

where $\theta = (\theta_1, \theta_2) \in \mathbb{R}^2$ and $\Delta(\theta) := 2 + \sin^2(\theta_1) + \sin^2(\theta_2)$.

Write $q = (\theta_1, \theta_2, x) \in \mathbb{R}^3$, $F_1(q) := (1, 0, \sin \theta_1 / \Delta(\theta))$ and $F_2(q) := (0, 1, \sin \theta_2 / \Delta(\theta))$. Therefore, the control system associated with the Copepod model takes the form

$$\dot{q} = u_1 F_1(q) + u_2 F_2(q). \quad (2)$$

The mechanical power for this model is given by a positive quadratic form, and taking this quantity as a performance criterion yields to minimize the quadratic cost:

$$\int_0^T L(q(t), u(t)) dt \quad (3)$$

in which $L(q, u) := a(q)u_1^2 + 2b(q)u_1u_2 + c(q)u_2^2$, with

$$a(q) := \frac{1}{3} - \frac{\sin^2 \theta_1}{2\Delta(\theta)}, \quad b(q) := \frac{-\sin \theta_1 \sin \theta_2}{2\Delta(\theta)}, \quad c(q) := \frac{1}{3} - \frac{\sin^2 \theta_2}{2\Delta(\theta)}.$$

Purcell swimmer. We shall consider also the Purcell three-link swimmer represented in Fig. 1 (right): the point $(x, y) \in \mathbb{R}^2$ provides the position of the center of the body (central stick) which has length l_0 and forms an angle α with the x -axis. The two external arms have length l_1 and l_2 , forming relative (w.r.t. the central stick) angles θ_1 and θ_2 respectively. This model is much more complicated than the

Copepod model and allows displacements on the plane. Normalizing the links length ($l_0 = 2, l_1 = l_2 = 1$), the system dynamics takes the form:

$$\begin{pmatrix} \dot{x} \\ \dot{y} \\ \dot{\alpha} \end{pmatrix} = \frac{1}{\mathcal{G}} \begin{pmatrix} \cos(\alpha) & -\sin(\alpha) & 0 \\ \sin(\alpha) & \cos(\alpha) & 0 \\ 0 & 0 & 1 \end{pmatrix} \begin{pmatrix} g_{11} & g_{12} \\ g_{21} & g_{22} \\ g_{31} & g_{32} \end{pmatrix} \begin{pmatrix} \dot{\theta}_1 \\ \dot{\theta}_2 \end{pmatrix}, \quad (4)$$

$$\dot{\theta} = u = S(\theta)\tau,$$

where τ represents the physical control torque, and g_{ij} , \mathcal{G} and S are functions depending only on (θ_1, θ_2) which have long and involved expressions (cf. [25] for details). For the Purcell three-link swimmer, the expanded mechanical power is given by

$$\int_0^T \tau^\top u dt = \int_0^T u^\top S^{-1}(\theta)u dt. \quad (5)$$

This quantity can be considered as a cost function to minimize and can be written in the form of a quadratic form like (3).

Denoting $q = (\theta_1, \theta_2, x, y, \alpha) \in \mathbb{R}^5$ the state variable, we can write the swimming control system (4) as

$$\dot{q} = u_1 F_1(q) + u_2 F_2(q). \quad (6)$$

(The expressions of the control vector fields F_1, F_2 and of the mechanical energy can be found in [27]).

Definition 2.1. *A stroke of period T consists of a periodic motion (trajectory) in the shape variables.*

For both models the two angular variables $\theta = (\theta_1, \theta_2)$ are called the *shape variables*, and the *period* is taken $T = 2\pi$.

Remark 2.2. *Standard existence theorems (cf. [30, Sec. 2.8]) guarantee that for the optimal control problems here considered minimizers always exist.*

Discussion on state constraints. Notice that a formulation of the control systems, corresponding to the swimmer models, should take account also of natural (physical) state constraints for the angular variables (θ_1, θ_2) :

- Copepod case. One has: $\theta_1, \theta_2 \in [0, \pi]$, $\theta_1 \leq \theta_2$.
- Purcell case. The state constraints here depend on the assumptions about the length l_0 of the body, and l_1, l_2 which are respectively the lengths of the leg and the arms. We shall perform our computations assuming $l_0 = 2$ and $l_1 = l_2 = 1$. Hence we have the amplitude bounds: $\theta_1, \theta_2 \in [-\pi, \pi]$.

We will find candidates to be optimal strokes which remain (strictly) inside the interior of the state constraints for the variables (θ_1, θ_2) , therefore these may be considered somehow non-active.

2.2 Elements of sub-Riemannian geometry

The reference optimal control problem for the swimmer models here considered is written in the SR-geometry context as

$$\dot{q} = \sum_{i=1}^2 u_i F_i(q), \quad \min_{u(\cdot)} J(u(\cdot)) := \int_0^T (u^\top R(q)u) dt, \quad (7)$$

where R is a positive definite quadratic form. The set of admissible controls \mathcal{U} is the set of bounded measurable mappings. The *length* of an admissible trajectory $q(\cdot)$ of (7) associated with a control u is

$$l(q(\cdot)) = \int_0^T (u^\top(t)R(q(t))u(t))^{1/2} dt.$$

Invoking standard concepts of SR-geometry (cf. [20]), we recall the following facts. Let D be the distribution $\text{span}\{F_1, F_2\}$. Using a feedback transformation $u = \beta(q)v$, we can find a local *orthonormal*

frame (G_1, G_2) such that the integral cost function reduces to $\int_0^T v^\top v dt$. Near a point fixed q_0 , one can choose the so-called *privileged coordinates* so that the distribution D can be approximated by a *nilpotent distribution* denoted $\hat{D} = \text{span}\{\hat{F}_1, \hat{F}_2\}$. In our case, it is a crucial tool to initialize the numerical algorithms to compute strokes of the Purcell swimmer. Similarly, one can choose a *nilpotent orthonormal frame* denoted $\{\hat{G}_1, \hat{G}_2\}$ to approximate the SR-problem and which plays a central role also to estimate the volume of small SR-balls [20]. We underline the fact that the nilpotent approximation is particularly relevant for the Purcell case where the complexity of the (non-approximated) functions involved leads to mathematical expressions which cannot be always explicitly written, nor numerically handled in a satisfactory way.

In this paper we shall adopt the following convention for the Lie bracket of two vectors fields F_1, F_2

$$[F_1, F_2](q) = \frac{\partial F_1}{\partial q}(q)F_2(q) - \frac{\partial F_2}{\partial q}(q)F_1(q).$$

We recall that if H_1, H_2 are respectively the *Hamiltonian lifts* of F_1 and F_2 : $p \cdot F_1, p \cdot F_2$. Writing $z = (q, p)$ (where q and p are respectively the state and adjoint variables) the symplectic coordinates (and \vec{H} the Hamiltonian vector field associated with the Hamiltonian H), one defines the Poisson bracket as:

$$\{H_1, H_2\}(z) = dH_1(\vec{H}_2)(z) = p \cdot [F_1, F_2](q).$$

2.2.1 Maximum Principle and computations of geodesic equations

The Maximum Principle is used to compute the geodesic equations. Assuming that the couple (F_1, F_2) provides an orthonormal frame, the pseudo-Hamiltonian (also called unmaximized Hamiltonian) takes the form:

$$\mathcal{H}(z, u) = \sum_{i=1}^2 u_i H_i(z) + \lambda_0 \sum_{i=1}^2 u_i^2$$

where $H_i(\cdot)$ is the Hamiltonian lift of F_i , for $i = 1, 2$, and λ_0 is a constant which can be normalized to $\lambda_0 = -1/2$ (*normal case*) or $\lambda_0 = 0$ (*abnormal case*). We recall that both cases can be approached using standard techniques involving the maximality (also called Weierstrass) condition, obtaining important information about a minimizer candidate:

- Normal case: from $\frac{\partial \mathcal{H}}{\partial u} = 0$, we obtain $u_i = H_i$ and, plugging these expressions of u_i into \mathcal{H} leads to the (true) Hamiltonian in the normal case: $H_n = 1/2(H_1^2 + H_2^2)$. The corresponding solutions which satisfy the Maximum Principle are called *normal extremals* and their projections on the q -space are called *normal geodesics*. A normal geodesic is called *strict* if it is not the projection of an abnormal extremal.
- Abnormal case: we have the conditions $H_i(z) = 0$, $i = 1, 2$. The corresponding solutions of the Maximum Principle are called *abnormal extremals* and their projections are called *abnormal geodesics*.

The concept provided by the following definition will play a crucial role in our context (cf Prop. 3.3 below for a link with optimality conditions).

Definition 2.3. *Assuming the arc-length parameterization $H_n = 1/2$, the exponential mapping is written: $\exp_{q_0} : (t, p(0)) \rightarrow \Pi(\exp(t\vec{H}_n(z(0))))$, where $z(0) = (q_0, p(0))$ and Π is the projection: $z \mapsto q$. A conjugate time (normal case) is a time t_c such that the function \exp_{q_0} is not of full rank at t_c and the corresponding point is called a conjugate point along the geodesic with initial condition $z(0)$. We denote t_{1c} the first conjugate point.*

We also recall that given the left endpoint condition $q(0) = q_0$, the *conjugate locus* $\mathcal{C}(q_0)$ is the set of first conjugate points considering all normal geodesics emanating from q_0 . The *sphere* $S(q_0, r)$ is formed by the set of points at SR-distance r from q_0 .

2.2.2 Concepts of optimal control theory adapted to the swimmer problem

The study of minimizers for the Copepod and the Purcell models has to take into account two important features: the presence of state constraints and the periodicity of strokes. We shall overcome the first difficulty considering the family of all possible (not necessarily constrained) trajectories, and showing

that the candidates to be minimizers stay in the interior of the state constraints, and therefore the latter can be in fact considered non-active. As a consequence we shall not enter state constraints in system (7). On the other hand, the boundary conditions related to strokes provide periodic properties on controls and trajectories, which will play a crucial role in the selection of minimizers. We shall also consider an additional *efficiency* term (related to a standard physical criterion for swimming problems) in the cost which allows to establish that abnormal extremals do not have the best performance and, then, are not good candidates to be minimizers. This requires to consider optimal control problems involving a terminal cost function and specific boundary conditions. The proposition below summarizes standard first order optimality necessary conditions (see for instance [30, Thm. 6.2.1]). We introduce the extra state variable q^0 which allows to rewrite the integral term in the cost functional as a final cost term, obtaining an extended state variable $\tilde{q} = (q, q^0)$. This formulation is flexible enough to investigate the swimmers models considered here coupled with different cost functionals (such as mechanical energy, simplified SR energy, etc.).

Proposition 2.4. *Write $\tilde{q} = (q, q^0)$. Consider a minimizer (\tilde{q}^*, u^*) for the optimal control problem*

$$\begin{aligned} \min \quad & \tilde{J}(\tilde{q}, u) := g(\tilde{q}(T)) \\ \text{subject to} \quad & \text{bounded measurable functions } u : [0, T] \rightarrow \mathbb{R}^2 \\ & \text{and arcs } \tilde{q} \in W^{1,1}([0, T]; \mathbb{R}^{n+1}) \text{ satisfying} \\ & \dot{q} = \sum_{i=1}^2 u_i F_i(q), \quad \dot{q}^0 = L(q, u) \\ & (\tilde{q}(0), \tilde{q}(T)) \in C \end{aligned} \tag{8}$$

where T is fixed and C is a closed subset of $\mathbb{R}^{n+1} \times \mathbb{R}^{n+1}$.

Write the Hamiltonian $\tilde{\mathcal{H}}(\tilde{q}, \tilde{p}, u) = \tilde{p} \cdot F(\tilde{q}, u) = p \cdot \sum_{i=1}^2 u_i F_i(q) + p_0 L(q, u)$, $\tilde{p} = (p, p_0)$. Then, there exist an adjoint arc $\tilde{p}^*(\cdot)$ and $\lambda \geq 0$ such that the following necessary conditions are satisfied: $(\tilde{p}^*(0), \lambda) \neq 0$,

$$\begin{aligned} \dot{\tilde{q}}^* &= \frac{\partial \tilde{\mathcal{H}}}{\partial \tilde{p}}, \quad \dot{\tilde{p}}^* = -\frac{\partial \tilde{\mathcal{H}}}{\partial \tilde{q}} \quad \text{a.e.} \\ \mathcal{H}(\tilde{q}^*, \tilde{p}^*, u^*) &= \max_{u \in U} \mathcal{H}(\tilde{q}^*, \tilde{p}^*, u) \quad \text{a.e.} \end{aligned}$$

together with the transversality condition:

$$(\tilde{p}^*(0), -\tilde{p}^*(T)) \in \lambda \nabla_{\tilde{q}(T)} g(\tilde{q}^*(T)) + N_C(\tilde{q}^*(0), \tilde{q}^*(T)) \tag{9}$$

where N_C is the limiting normal cone. Moreover there exists $r \in \mathbb{R}$ such that $\mathcal{H}(\tilde{q}^*(t), \tilde{p}^*(t), u^*(t)) = r$ a.e..

Transversality condition (9) above provides useful information on periodic components of the optimal control problem, in particular when these do not intervene in the final cost $g(\cdot)$. It is expressed in terms of the limiting normal cone of the end-point constraint C , to summarize in a unified way all the different boundary conditions which we shall consider in our paper (for the notion on normal cones we refer the reader for instance to [30, Chapter 4]).

Boundary conditions associated with periodicity. We split the state variable \tilde{q} into (q', q'') where q' represents the periodic part of \tilde{q} . Let $\tilde{p} = (p', p'')$ be the associated splitting of the adjoint vector. Imposing periodic conditions (as end-point conditions) on q' , $q'(0) = q'(T)$, and assuming that $g(\cdot)$ does not depend on the q' -component, the Maximum Principle leads to the transversality condition:

$$p'(0) = p'(T). \tag{10}$$

For the swimmers models here considered the periodic component q' typically includes the shape variables θ . However we shall consider a class of problems for the Purcell swimmer in which also α conditions has to satisfy the periodic boundary conditions.

Definition 2.5. *A normal (resp. abnormal) stroke is a stroke corresponding to a normal (resp. abnormal) extremal. A piecewise smooth abnormal stroke is a piecewise smooth stroke such that each smooth sub-arc corresponds to an abnormal arc.*

Shooting equation. To define the *shooting equation*, one restricts the flow to normal extremals, solution of $\overrightarrow{H_n}$, with the following boundary conditions associated with the state variables splitting:

- $q''(0) = q''_0, q''(T) = q''_T$, where q''_0, q''_T are fixed (and includes the non-periodic end point),
- $q'(0) = q'(T), p'(0) = p'(T)$.

In the framework of SR-geometry and in relation with the underlying fixed end-points we have the following two properties [9, 13].

Property 2.6. *The shooting mapping fails to be locally injective if there exists conjugate points.*

Property 2.7. *The shooting mapping is defined on the cylinder and it fails to be proper if there exists abnormal extremals.*

We also introduce the following notion of efficiency (cf. [2, 14, 29]).

Definition 2.8. *The geometric efficiency \mathcal{E} of a stroke γ is defined as*

- *Copepod swimmer:* $\mathcal{E} = x(T)/l(\gamma)$,
- *Purcell swimmer:* $\mathcal{E} = \sqrt{x(T)^2 + y(T)^2}/l(\gamma)$

that is the ratio between the euclidean displacement along (part of) the state variable and the sub-Riemannian length of the stroke.

Remark 2.9. *For the Copepod swimmer, in the concept of efficiency, \mathcal{E} is proportional to $\mathcal{E}' := x^2(T)/E(\gamma)$, where $E(\gamma)$ is the energy of the stroke γ . \mathcal{E}' has been already used in the literature in the case of periodic strokes (see [2, 29], and cf. [6] for further discussions).*

Criteria imposing efficiency maximization can be viewed in terms of final cost minimization providing additional information on the necessary optimality conditions.

Optimality conditions and Geometric efficiency. Consider the optimal control problem of the form (8) where $g = -\mathcal{E}$ (for either the Copepod or the Purcell swimmer). If $A(\tilde{q}(0), T)$ is the accessibility set from $\tilde{q}(0) = (q(0), 0)$ at time T and if $(\tilde{q}^*, \tilde{p}^*, u^*)$ is an optimal solution for (8), then the geometric optimality conditions become

$$\tilde{q}^*(T) \in \partial A(\tilde{q}(0), T) .$$

Suppose also that we have a free right end-point condition for the non-periodic component, then the transversality condition (9) yields

$$p''^*(T) = \lambda \nabla_{q''} g(\tilde{q}^*) \quad \text{and} \quad p'(0) = p'(T) .$$

3 The Copepod swimmer

We start recalling two types of strokes which have been obtained in [29] employing just geometric arguments (not invoking optimal control techniques) showing that the model generates displacements; subsequently these are compared with respect to a locomotion efficiency term. These strokes constitute two reference cases for our analysis of the Copepod model, contributing as a motivation for our study.

First case The two couples of legs are paddling in sequence followed by a recovery stroke performed in unison. In this case, the first step is to steer θ_2 from 0 to π , followed by θ_1 ; and the unison sequence corresponds to a displacement from π to 0 keeping $\theta_1 = \theta_2$. Note that it corresponds to a *triangle stroke* on the (θ_1, θ_2) -plane. Moreover θ_1 and θ_2 stay on the boundary of the domain $\{(\theta_1, \theta_2, x) : 0 \leq \theta_1 \leq \theta_2 \leq \pi\}$.

Second case The two legs are assumed to oscillate sinusoidally with period 2π according to

$$\theta_1(t) = \Phi_1 + a \cos(t), \quad \theta_2(t) = \Phi_2 + a \cos(t + k) \tag{11}$$

where a, Φ_1, Φ_2 and k are parameters.

3.1 Abnormal geodesics for the Copepod swimmer

We recall (cf. [32]) some basic facts about two-dimensional distributions in \mathbb{R}^3 ($D = \text{span}\{F_1, F_2\}$ associated with the reference control system in our case), which provide useful information on abnormal curves.

Local classification of two-dimensional distributions in dimension three and abnormal extremals. Denoting $H_i(z) = p \cdot F_i(q)$, for $i = 1, 2$, the Hamiltonian lifts of the vector field F_i , the abnormal extremals are characterized by

$$H_1(z) = H_2(z) = 0.$$

Differentiating with respect to the time variable and using the condition,

$$\dot{z} = u_1 \vec{H}_1(z) + u_2 \vec{H}_2(z),$$

we obtain the relations

$$\{H_1, H_2\}(z) = 0 \quad u_1 \{\{H_1, H_2\}, H_1\}(z) + u_2 \{\{H_1, H_2\}, H_2\}(z) = 0,$$

which allow to characterize the corresponding abnormal controls. Next, we introduce only the two stable models which are relevant for our study.

Contact case. A reference point $q_0 \in \mathbb{R}^3$ is a *contact point* if $\text{span}\{F_1, F_2, [F_1, F_2]\}$ is of dimension 3 at q_0 . At a contact point, identified with 0, there exists a system of local coordinates $q = (x, y, z)$ such that

$$D = \ker(\alpha) \quad \text{where} \quad \alpha := dz + (xdy - ydx).$$

The corresponding nilpotent frame is

$$\hat{F}_1 = \frac{\partial}{\partial x} + y \frac{\partial}{\partial z}, \quad \hat{F}_2 = \frac{\partial}{\partial y} - x \frac{\partial}{\partial z}.$$

Taking \hat{F}_1, \hat{F}_2 as an orthonormal frame, we obtain the *Heisenberg model* in SR-geometry. Observe that $d\alpha = -2dy \wedge dx$ is the Darboux form and that $\frac{\partial}{\partial z}$ is the characteristic direction of $d\alpha$.

The Martinet case. A point q_0 is a *Martinet point* if at q_0 we have the following property: $[F_1, F_2] \in D = \text{span}\{F_1, F_2\}$ but $\{[[F_1, F_2], F_1], [[F_1, F_2], F_2]\} \not\subseteq D$. Then, there exist local coordinates $q = (x, y, z)$ near q_0 (which can be identified as 0 in these new coordinates) such that

$$D = \ker \omega, \quad \text{where} \quad \omega := dz - y^2 / 2 dx.$$

The corresponding nilpotent frame takes the form

$$\hat{F}_1 = \frac{\partial}{\partial x} + \frac{y^2}{2} \frac{\partial}{\partial z}, \quad \hat{F}_2 = \frac{\partial}{\partial y}.$$

Moreover, we obtain

$$\hat{F}_3 = [\hat{F}_1, \hat{F}_2] = y \frac{\partial}{\partial z}, \quad [[\hat{F}_1, \hat{F}_2], \hat{F}_1] = 0, \quad [[\hat{F}_1, \hat{F}_2], \hat{F}_2] = \frac{\partial}{\partial z}. \quad (12)$$

Locally, at a Martinet point, the surface of equation $y = 0$, where $\hat{F}_1, \hat{F}_2, [\hat{F}_1, \hat{F}_2]$ are linearly dependent, is called the *Martinet surface* and is foliated by abnormal curves, solutions of the vector field $\frac{\partial}{\partial x}$. In particular, through the origin it corresponds to the curve $t \rightarrow (t, 0, 0)$. Taking \hat{F}_1, \hat{F}_2 as an orthonormal frame, it corresponds to the so-called *flat Martinet case*.

We apply now these constructs to the Copepod model. Recalling that

$$F_i = \frac{\sin(\theta_i)}{\Delta(\theta)} \frac{\partial}{\partial x} + \frac{\partial}{\partial \theta_i}, \quad i = 1, 2, \quad \text{and} \quad \Delta(\theta) := 2 + \sin^2(\theta_1) + \sin^2(\theta_2), \quad (13)$$

we obtain

$$F_3 := [F_1, F_2] = f(\theta_1, \theta_2) \frac{\partial}{\partial x} \quad \text{and} \quad [[F_1, F_2], F_i] = \frac{\partial f}{\partial \theta_i}(\theta_1, \theta_2) \frac{\partial}{\partial x}, \quad \text{for } i = 1, 2, \quad (14)$$

where

$$f(\theta_1, \theta_2) := 2 \sin(\theta_1) \sin(\theta_2) (\cos(\theta_1) - \cos(\theta_2)) / \Delta^2(\theta). \quad (15)$$

Consider the subset of \mathbb{R}^3

$$\Sigma := \{(\theta_1, \theta_2, x) \mid \sin \theta_1 \sin \theta_2 (\cos \theta_1 - \cos \theta_2) = 0 \text{ and } 0 \leq \theta_1 \leq \theta_2 \leq \pi\}.$$

Observe that Σ represents the boundary of the physical domain (state constraints) $\{(\theta_1, \theta_2, x) \mid 0 \leq \theta_1 \leq \theta_2 \leq \pi\}$ which has on the (θ_1, θ_2) -plane the shape of a triangle having edges

$$\begin{aligned} \Sigma_1 &:= \{(\theta_1, \theta_2, x) \in \Sigma \mid \theta_1 = 0, 0 < \theta_2 < \pi\}, & \Sigma_2 &:= \{(\theta_1, \theta_2, x) \in \Sigma \mid \theta_2 = \pi, 0 < \theta_1 < \pi\}, \\ \Sigma_3 &:= \{(\theta_1, \theta_2, x) \in \Sigma \mid 0 < \theta_1 = \theta_2 < \pi\}. \end{aligned}$$

From (13)-(15) we easily deduce the following result.

Proposition 3.1. *i) The vector fields F_1, F_2 and $[F_1, F_2]$ are linearly dependent on the set Σ which contains no contact points. Each point of $\Sigma_1 \cup \Sigma_2 \cup \Sigma_3$ is a Martinet point.*

ii) The triangle stroke is abnormal and the associated adjoint vector can be normalized to

$$p = (1, \sin(\theta_1) / \Delta(\theta), \sin(\theta_2) / \Delta(\theta)).$$

Remark 3.2. *The previous proposition provides the interpretation of the policy described in the ‘First case’ of Sec. 3, which corresponds exactly to the abnormal stroke. Notice that it provides in the (θ_1, θ_2) -plane the boundary of the physical domain for the Copepod model. A recent contribution [18], applying SR-geometry arguments, proves that such an abnormal curve with corners cannot be optimal (in [18] the authors consider problems in absence of state constraints). Introducing the efficiency term (see Def. 2.8) allow us to exclude the triangle stroke from the optimal trajectories (cf. the discussion at the end of Sec. 3).*

3.2 The normal case

In the previous section we have discussed the abnormal case, which provide strokes having necessarily a ‘triangular’ shape. The ‘Second case’ (mentioned at the beginning of Sec. 3) suggests to investigate also strokes which are not abnormal and can be possibly described in terms of regular functions. This requires dealing with the class of normal extremals. All the numerical simulations are performed using the mechanical energy (in fact the results are not sensitive to the choice of the cost, see [6]). Nevertheless, in order to interpret Takagi’s result in the next subsection, we have to consider the simplified cost.

3.2.1 Geometric structure for the simplified cost and relation with Takagi’s sinusoidal paddling (11)

Note that if the cost is simplified to $\int_0^T (u_1^2 + u_2^2) dt$, some geometric computations can be made, in relation with the Heisenberg case (assuming F_1, F_2 orthonormal) and can be used in the numerical implementation, in particular to determine strokes with small amplitudes. In this case, we have

$$H_n = 1/2 (H_1^2 + H_2^2) .$$

Using the Poincaré coordinates (q, H) , $H = (H_1, H_2, H_3)$ and $H_i = p \cdot F_i(q)$, for $i = 1, 2, 3$, straightforward computations (evaluated in the triangular domain) yield:

$$\begin{aligned} \dot{H}_1 &= dH_1(\vec{H}_n) = \{H_1, H_2\} H_2 = H_2 H_3, \\ \dot{H}_2 &= dH_2(\vec{H}_n) = \{H_2, H_1\} H_1 = -H_1 H_3, \\ \dot{H}_3 &= dH_3(\vec{H}_n) = \{H_3, H_1\} H_1 + \{H_3, H_2\} H_2, \end{aligned}$$

with

$$\{H_3, H_1\}(z) = p \cdot [[F_1, F_2], F_1](q) \quad \text{and} \quad \{H_3, H_2\}(z) = p \cdot [[F_1, F_2], F_2](q).$$

At a contact point, F_1, F_2, F_3 form a frame, therefore we obtain

$$[[F_1, F_2], F_1](q) = \sum_{i=1}^3 \lambda_i(q) F_i(q), \quad [[F_1, F_2], F_2](q) = \sum_{i=1}^3 \lambda'_i(q) F_i(q)$$

where $\lambda_1 = \lambda_2 = 0$, $\frac{\partial f}{\partial \theta_1} = \lambda_3 f$, $\lambda'_1 = \lambda'_2 = 0$, $\frac{\partial f}{\partial \theta_2} = \lambda'_3 f$. We conclude that

$$\dot{H}_1 = H_2 H_3, \quad \dot{H}_2 = -H_1 H_3, \quad \dot{H}_3 = H_3 (\lambda_3 H_1 + \lambda'_3 H_2). \quad (16)$$

The associated one dimensional distribution can be analyzed setting $ds = H_3 dt$ and we obtain

$$\frac{dH_1}{ds} = H_2, \quad \frac{dH_2}{ds} = -H_1, \quad \frac{dH_3}{ds} = \lambda_3 H_1 + \lambda'_3 H_2. \quad (17)$$

In particular, differentiating one more time the first relation in (17) with respect to s and using the second relation in (17), we have the harmonic oscillator $H_1'' + H_1 = 0$. Furthermore H_3 can be analyzed using the remaining equation (16). Observe that with the approximation λ_3, λ'_3 constant, the equation takes the form

$$\frac{dH_3}{ds} = A \cos(s + \rho).$$

with A, ρ constant. In these computations, we recognize the Heisenberg case, corresponding to $\lambda_3 = \lambda'_3 = 0$. Observe that when q is not a contact point (that is $F_2 = [F_1, F_2] \in \text{span}\{F_1, F_2\}$), in order to deal with the Martinet case, we can choose the frame F'_1, F'_2 and F'_3 , where $F'_1 = F_1, F'_2 = F_2$ and $F'_3 = \frac{\partial}{\partial x}$.

3.2.2 A strokes classification and numerical results (mechanical cost)

From the micro-local point of view, there exists a variety of different types of normal strokes for the Copepod (e.g. simple loops, ‘eights’, ‘limaçons’) in relation with the classification of planar periodic curves [4]. Our aim in this section is first to establish numerically which kind of normal strokes can be realized by the Copepod swimmer. Subsequently we compute the conjugate points along a strict normal stroke to select minimizer candidates for the reference problem (with given end-point conditions). We underline the fact that at this stage we are not taking into account the state constraints, for we want to classify normal strokes among all possible normal geodesics, and provide (numerically) a selection of candidates to satisfy optimality criteria in terms of this classification. The exploration is purely numerical and does not pretend to be exhaustive (we refer to [6] for a complementary analysis, in particular, it can be proved that the only strokes with small amplitudes in the interior of the triangle are simple loops and limaçons).

Numerical methods. The period T is fixed at 2π in our simulations. We use the `HamPath` software [16] at two levels:

1. The shooting equations associated with the problem are

$$\begin{aligned} x(0) &= 0, & x(2\pi) &= x_f, \\ \theta_j(0) &= \theta_j(2\pi) \quad j = 1, 2, & p_k(0) &= p_k(2\pi) \quad k = 2, 3. \end{aligned} \quad (18)$$

2. We consider a normal stroke and we test its optimality by showing the non-existence of conjugate points using the variational equation to compute Jacobi fields. Recall (cf. Def. 2.3 and [9]) that given a reference curve $(q(t), p(t))$ solution of the vector field \vec{H}_n , a time $t_c \in]0, 2\pi]$ is a conjugate time if there exists a Jacobi field $\delta z = (\delta q, \delta p)$, that is a non-zero solution of the variational equation

$$\dot{\delta z}(t) = \frac{\partial \vec{H}_n}{\partial z}(q(t), p(t)) \delta z(t) \quad (19)$$

such that $\delta q(0) = \delta q(t_c) = 0$. We denote $\delta z_i = (\delta q_i, \delta p_i)$, $i = 1, \dots, 3$, three linearly independent solutions of (19) with initial condition $\delta q(0) = 0$. At time t_c we have the following rank condition

$$\text{rank}\{\delta q_1(t_c), \delta q_2(t_c), \delta q_3(t_c)\} < 3. \quad (20)$$

The following proposition is an immediate consequence of well-known results establishing a fundamental relationship between weak minimizers and existence of conjugate points (see [1, 9, 31]).

Proposition 3.3. *A necessary optimality condition for a strict normal stroke to provide a weak minimizer is the non-existence of a conjugate point on $]0, 2\pi[$.*

Complexity of optimal policies and selection of normal strokes. Fig. 2 illustrates the behaviour of four different types of strokes (we are not taking into account the state constraints at this stage) highlighting the complexity of the model. These can be regarded as examples covering the generic classification of periodic planar curves [4]. Conjugate points are also computed to check the second order optimality conditions (cf. Prop. 3.3 above). There is no conjugate point on $]0, 2\pi[$ just in the case of the simple loop, but they do appear for the limaçon case, the eight case. Further simulations, taking into account more complicated shapes (combining two eights for instance), confirm the presence of conjugate points on $]0, 2\pi[$. *From these numerical simulations we identify only one class of curves in which the conjugate point is absent: the simple loops. We deduce that this class provides good candidates for optimality.*

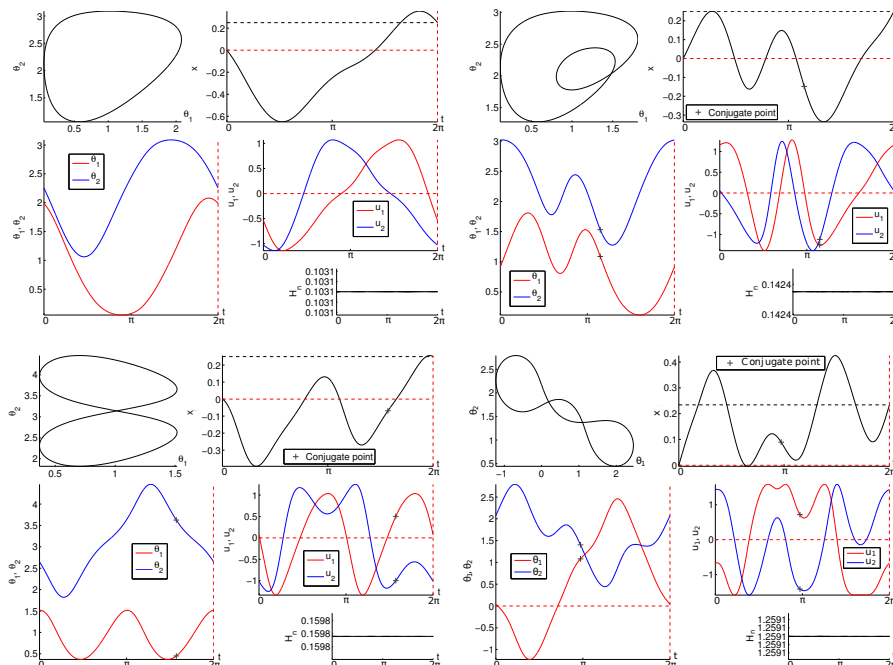


Figure 2: Normal strokes: simple loop (left), limaçon with inner loop (right) and eight case, and a two self-intersecting case (bottom). First conjugate points on $[0, 2\pi]$ are computed with a svd test and they appear with a cross.

Continuation method. We compute numerically simple loops from the stroke computed by `Bocop` of Fig. 3 and the latter is used to initialize the continuation method with `HamPath` to generate a one-parameter family of simple loops. We compare the efficiency of these strokes to deduce the most efficient stroke in this family (see Fig. 5). (We refer the reader to [6] for a microlocal and SR-normal forms study, which allows continuation method starting from a stroke with small amplitude).

3.2.3 Optimal curves confined in the triangular domain (state constraint)

In this section we enter the state constraints, in the sense that, owing to numerical analysis, we are able to select the curves (strokes) which are good candidates to be minimizers for our reference problem. More precisely, numerical simulations provide evidence that only simple loops confined in the interior of the state constraints (the domain having a triangular shape on the (θ_1, θ_2) -variables) can be considered as minimizers. In our study, we use a combination of the `Bocop` and `HamPath` software.

- **Bocop**: This software implements a *direct method* which can take into account state constraints and is used to initialize the shooting algorithm of the **HamPath** software (see [7]).
- **HamPath**: This software presented in [16] implements an *indirect method* based on the Pontryagin Maximum Principle. A shooting algorithm and continuation method are used to solve the boundary value problem. Note that it cannot be directly applied to compute the optimal solution with state constraints, due to the complexity of the implementation of the maximum principle with state constraints [10].

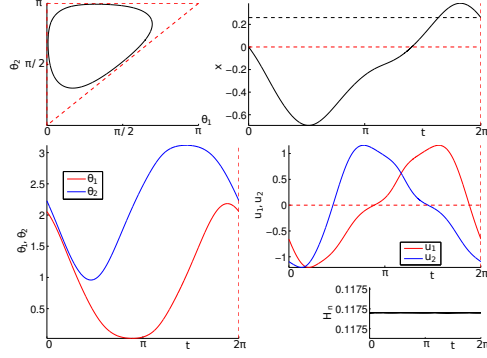


Figure 3: Normal stroke where the constraints are satisfied: simple loop with no conjugate point on $[0, T]$.

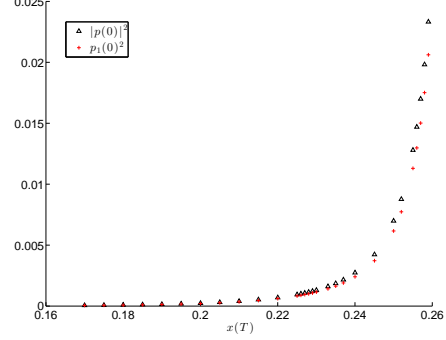


Figure 4: Norm of the initial adjoint vector $p = (p_1, p_2, p_3)$ and value of $p_1(0)^2$ for normal strokes such that $H_n = 1/2$ and having different displacements, illustrating the non properness of the exponential mapping.

Fixing the energy level $H_n = 1/2$, the domain of the exponential map is not compact (it is a cylinder). It turns out that the shooting problem, consisting in finding an initial adjoint vector, is ill-conditioned since the exponential map is non proper ($|p| \rightarrow +\infty$) as illustrated in Fig. 4 when we compute normal extremals near the abnormal extremal (the triangle stroke).

Second order sufficient conditions for the Copepod strokes. The aim of this section is to check second order sufficient conditions for normal extremals represented by simple loop strokes of the Copepod swimmer. We employ here particular second order sufficient conditions which can be used in presence of non-uniqueness of minimizers [17]. We consider the optimal control problem in which we minimize the mechanical cost (3) over trajectories satisfying (2) and such that

$$x(0) = 0, \quad x(T) = x_T, \quad \theta_j(0) = \theta_j(T) \quad j = 1, 2. \quad (21)$$

Proposition 3.4. *Take $I = (-\varepsilon, \varepsilon)$ for some $\varepsilon > 0$ small enough and let $(\bar{q}(\cdot), p(\cdot), \bar{u}(\cdot))$ be a normal extremal (on $[0, T]$) where $\bar{q} = (\bar{\theta}_1, \bar{\theta}_2, \bar{x})$, $p = (p_1, p_2, p_3)$ and $\bar{u} = (\bar{u}_1, \bar{u}_2)$. Write $\bar{\theta}_j(\cdot)$, $j = 1, 2$, $p(\cdot)$, $\bar{x}(\cdot)$ and $\bar{u}(\cdot)$ their corresponding periodic extensions.*

For all $a \in I$ and $t \in [0, T]$, we define $q^a(\cdot) = (\theta_1^a(\cdot), \theta_2^a(\cdot), x^a(\cdot))$, $u_1^a(\cdot), u_2^a(\cdot)$ and $p^a(\cdot)$ by

$$\begin{aligned} \theta_j^a(t) &= \bar{\theta}_j(t+a), \quad u_j^a(t) = \bar{u}_j(t+a) \quad \text{for } j = 1, 2, \\ x^a(t) &= \bar{x}(t+a) - \bar{x}(a), \quad p^a(t) = (p_1(t), p_2(t+a), p_3(t+a)). \end{aligned}$$

Then, for $\varepsilon > 0$ small enough, the normal extremal $(\bar{q}(\cdot), p(\cdot), \bar{u}(\cdot))$ is continuously embedded in the family of extremals $(q^a(\cdot), p^a(\cdot), u^a(\cdot))_{a \in I}$.

In what follows, we denote by (\bar{q}, \bar{u}) the simple loop of Fig. 3 (left) satisfying (21) with the associated adjoint vector p .

Numerical result. *The simple loop (\bar{q}, \bar{u}) is weak-locally optimal.*

To confirm this claim, we shall invoke the second order test provided by [17, Thm. 4.2]. Full details are provided in [27]. The data of the control systems (2)-(3) and Prop. 3.4 ensure that all the assumptions required to apply [17, Thm. 4.2] are satisfied. Numerical arguments allow to conclude that there is no

conjugate point on $[0, T]$ for the normal extremal $(\bar{q}(\cdot), p, \bar{u}(\cdot))$ (cf. Sec. 3.2.2 and Fig. 3 (left)). It implies that the Riccati equation associated with the accessory problem has a global symmetric solution (cf. [17, Equation (7)]).

Using the *Isoda* integrator from the FORTRAN library *odepack*, we compute numerically the matrix W , defined in [17, Equation (8)]. Consider the linear subspace

$$\mathcal{L}_s := \{ (y_0, y_T) \in \mathbb{R}^3 \times \mathbb{R}^3 \mid \nabla_{q_0, q_T} c(q_0, q_T) (y_0 \quad y_T)^\top = 0 \},$$

where $c(q_0, q_T) = (x(0), x(T), \theta_1(0) - \theta_1(T), \theta_2(0) - \theta_2(T))^\top$. We introduce the matrix M_s such that $\mathcal{L}_s = \text{Im}(M_s)$. Standard second order sufficient conditions of [17, Thm. 3.4] lead to check that W is definite-positive on \mathcal{L}_s . This is equivalent to check that $W_s = M_s^\top (W^\top + W) M_s$ is positive-definite. Due to the non-uniqueness of the extremal (\bar{q}, p, \bar{u}) (cf. the symmetry highlighted by Prop. 3.4), W_s is not definite-positive (see Table 1). For the refined second order sufficient conditions of [17, Thm. 4.2], we consider the vector $\Gamma = (0, \dot{x}_2(0), \dot{x}_3(0), 0, \dot{x}_2(0), \dot{x}_3(0))^\top$ the linear subspace

$$\mathcal{L}_r = \mathcal{L}_s \cap \{ (y_0, y_T) \in \mathbb{R}^3 \times \mathbb{R}^3 \mid \Gamma^\top (y_0 \quad y_T)^\top = 0 \}$$

and the matrix M_r such that $\mathcal{L}_r = \text{Im}(M_r)$, hence $M_r^\top = \begin{pmatrix} 0 & -\dot{x}_3(0) & \dot{x}_2(0) & 0 & -\dot{x}_3(0) & \dot{x}_2(0) \end{pmatrix}$. Numerical simulations confirm that $W_r = M_r^\top (W^\top + W) M_r$ is positive-definite and taking different relative tolerances for the integrator, W_s has zero eigenvalue associated with the vector Γ (see Table 1). Therefore the refined second order conditions are applicable confirming the (local) optimality of the reference simple loop (\bar{q}, \bar{u}) .

Relative tolerance	(Standard condition) Spec(W_s)	(Refined condition) Spec(W_r)
10^{-5}	6.8981e-4 3.4200	22.553
10^{-10}	-9.1247e-7 3.4200	22.555

Table 1: The standard second order sufficient conditions fail: W_s has zero eigenvalue and the refined second order sufficient conditions are satisfied: W_r is positive-definite.

Comparison of strokes geometric efficiency. To compare normal and abnormal solutions corresponding to different displacements, in Fig. 5 we represent the efficiency ratio $\mathcal{E} = x(T)/l(\gamma)$ concerning solutions obtained for a given displacement $x(T)$ and $l(\gamma)$ is the length of the stroke γ (this quantity does not depend upon the parameterization). For the triangle, a displacement along the vertical or horizontal edge gives $x = \frac{2\sqrt{3}}{3} \text{arctanh}(\sqrt{3}/3)$ and along the hypotenuse $x = -\sqrt{2} \text{arctanh}(\sqrt{2}/2)$ and the total displacement is $x_{ab}(T) \simeq 2.742 \cdot 10^{-1}$. The length of a normal stroke γ is $l(\gamma) = \int_0^{2\pi} \sqrt{\dot{q} \cdot \dot{q}} dt$ and is given by $2\pi\sqrt{2H_n}$ where H_n is the energy level. The efficiency curve is displayed in Fig. 5 where the normal strokes corresponding to the maximal efficiency is also represented. Observe that from computations above obtained for the abnormal stroke, the efficiency turns out to be 5.56e-2. This result has been compared with the efficiency of normal strokes (see Fig. 5) establishing the optimality of normal strokes (in terms of efficiency).

Conclusions. From our analysis we deduce that the (triangle) abnormal stroke is not optimal. Indeed, one can choose a normal stroke (inside the triangle) such that the displacement is $\bar{x}/2$ with $\bar{x} = x_{ab}(T) \simeq 2.742 \cdot 10^{-1}$ and the length is less than $l_{ab}/2$ where l_{ab} is the length of the triangle. Applying twice the normal stroke, we obtain the same displacement \bar{x} than with the abnormal stroke but with a length strictly lower than \bar{l} . The contribution [18] proves that such abnormal trajectory with a corner is not C^0 -optimal in the unconstrained case. We were not able to prove the same result for our abnormal stroke taking into account the triangle constraint.

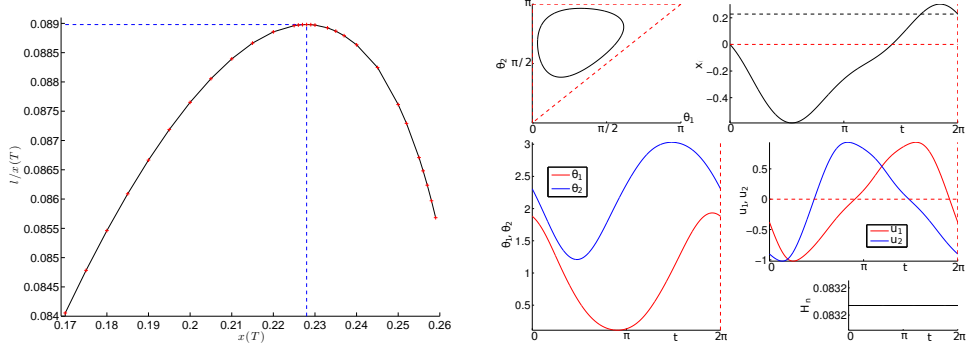


Figure 5: Efficiency curve (left) and the corresponding minimizing curve with the best performance (right). Note that the efficiency of the abnormal curve is $5.56e^{-2}$ vs of order $8.89e^{-2}$ for normal strokes.

4 The three-Link Purcell swimmer

We restrict attention now to the optimal control problem associated with the Purcell swimmer model, which has been presented in Sec. 2.

4.1 A symmetry property

First of all due to the structure of equations (4) we have the following result.

Lemma 4.1. *Let $\bar{q}(t) = (\bar{\theta}_1(t), \bar{\theta}_2(t), \bar{x}(t), \bar{y}(t), \bar{\alpha}(t))$ and $q(t) = (\theta_1(t), \theta_2(t), x(t), y(t), \alpha(t))$ be the solutions associated with $u(\cdot)$ with respective initial conditions $(\theta_{10}, \theta_{20}, 0, 0, 0)$ and $(\theta_{10}, \theta_{20}, 0, 0, \alpha_0)$. Then*

$$\begin{aligned} \theta_j(t) &= \bar{\theta}_j(t) \quad j = 1, 2, \quad \alpha(t) = \bar{\alpha}(t) + \alpha_0, \\ x(t) &= \cos(\alpha_0)\bar{x}(t) - \sin(\alpha_0)\bar{y}(t), \\ y(t) &= \sin(\alpha_0)\bar{x}(t) + \cos(\alpha_0)\bar{y}(t). \end{aligned} \tag{22}$$

Straightforward computations yield the following results.

Proposition 4.2. *Let H_n be the extremal normal Hamiltonian associated with any quadratic cost $\int_0^{2\pi} (a(q)u_1^2 + 2b(q)u_1u_2 + c(q)u_2^2)dt$. Denoting $(p_\theta, p_x, p_y, p_\alpha)$ the adjoint components, we have the following first integrals*

$$I_1 = p_x, \quad I_2 = p_y, \quad I_3 = H_n, \quad I_4 = (p_x y - p_y x) - p_\alpha$$

Corollary 4.3. *The shooting conditions*

- θ, α 2π -periodic,
- $x(0) = y(0) = 0$ and $(x^2 + y^2)(2\pi) = r^2$,
- can be completed considering
- p_θ, p_α 2π -periodic,
- $(p_x y - p_y x)(2\pi) = 0$ i.e. $(p_x, p_y)(2\pi)$ is normal to $S(r) : x^2 + y^2 = r^2$.

Observe that, since $I_4 = (p_x y - p_y x) - p_\alpha$ is a first integral, and at $t = 0$ and $t = 2\pi$ we have $p_x y - p_y x = 0$, we deduce that $p_\alpha(0) = p_\alpha(2\pi)$. Hence the assertion above ‘ p_α is 2π -periodic’ is equivalent to p is normal to $S(r)$ and one of the conditions can be relaxed and be replaced by $\alpha(0) = 0$ to determine the solution.

4.2 Nilpotent approximation

Due to the mathematical complexity of the expressions of the vector fields F_1 and F_2 employed in this model, the nilpotent approximation will play a crucial role in our analysis. First of all, owing to the integrability of the associated normal extremals in the class of elliptic functions, the nilpotent approximation will allow to make a micro-local analysis of the different kinds of strokes and to establish the existence of conjugate points using a suitable time rescaling. Second, the abnormal extremals forming piecewise smooth strokes can be easily computed in this approximation and, then, the optimality of these strokes can be studied using the concept of the (corresponding) conjugate point.

4.2.1 The flat nilpotent model

The Purcell system (4) can be written as a control system of the form $\dot{q} = Fu = \sum_{i=1}^2 u_i F_i$, where $q = (\theta_1, \theta_2, x, y, \alpha) \in \mathbb{R}^5$. Though the vectors fields F_1, F_2 have a complicated expression, they provide a 2-distribution with growth $(2, 3, 5)$ (cf. [5]). There exists a unique nilpotent model associated with a 2-dimensional distribution in dimension 5 with growth vector $(2, 3, 5)$, see [12, 28].

Definition 4.4. *We call the flat Cartan model the 2-dimensional distribution in dimension five defined by the two vector fields:*

$$\hat{F}_1(\hat{q}) = \frac{\partial}{\partial \hat{q}_1}, \quad \hat{F}_2(\hat{q}) = \frac{\partial}{\partial \hat{q}_2} + \hat{q}_1 \frac{\partial}{\partial \hat{q}_3} + \hat{q}_3 \frac{\partial}{\partial \hat{q}_4} + \hat{q}_1^2 \frac{\partial}{\partial \hat{q}_5}. \quad (23)$$

where $\hat{q} = (\hat{q}_1, \hat{q}_2, \hat{q}_3, \hat{q}_4, \hat{q}_5)$ are the privileged coordinates with the following weights: 1 for \hat{q}_1 and \hat{q}_2 , 2 for \hat{q}_3 , and 3 for \hat{q}_4 and \hat{q}_5 .

4.2.2 Computation of the nilpotent approximation

The nilpotent approximation of the Purcell model is computed at $q = 0$. It provides a nilpotent approximation for the SR-problem with the simplified cost $\int_0^{2\pi} (u_1^2 + u_2^2) dt$. The two-jets of F_1 and F_2 at $q = 0$ are

$$F_1(q) = \frac{\partial}{\partial q_1} + \left(-\frac{1}{6} q_5 - \frac{4}{27} q_1 - \frac{2}{27} q_2 \right) \frac{\partial}{\partial q_3} + \left(\frac{1}{6} - \frac{1}{12} q_5^2 - \frac{2}{27} q_5 q_2 - \frac{4}{27} q_5 q_1 - \frac{1}{27} q_1^2 - \frac{1}{27} q_1 q_2 - \frac{1}{36} q_2^2 \right) \frac{\partial}{\partial q_4} \\ + \left(-\frac{7}{27} + \frac{2}{81} q_1^2 - \frac{2}{81} q_1 q_2 - \frac{5}{162} q_2^2 \right) \frac{\partial}{\partial q_5} + O(|q|^3).$$

$$F_2(q) = \frac{\partial}{\partial q_2} + \left(\frac{1}{6} q_5 + \frac{4}{27} q_2 + \frac{2}{27} q_1 \right) \frac{\partial}{\partial q_3} + \left(-\frac{1}{6} + \frac{1}{12} q_5^2 + \frac{4}{27} q_5 q_2 + \frac{2}{27} q_5 q_1 + \frac{1}{36} q_1^2 + \frac{1}{27} q_1 q_2 + \frac{1}{27} q_2^2 \right) \frac{\partial}{\partial q_4} \\ + \left(-\frac{7}{27} - \frac{5}{162} q_1^2 - \frac{2}{81} q_1 q_2 + \frac{2}{81} q_2^2 \right) \frac{\partial}{\partial q_5} + O(|q|^3).$$

The local diffeomorphism φ , which transforms F_1, F_2 into the nilpotent approximation \hat{F}_1, \hat{F}_2 , can be explicitly written using a sequence $\varphi = \varphi_N \circ \dots \circ \varphi_1 : \mathbb{R}^5 \rightarrow \mathbb{R}^5$, where $N = 13$ (cf. [5]). This leads to a complicated transformation whose role is to relate the privileged coordinates to the physical coordinates $(\theta_1, \theta_2, x, y, \alpha)$ in particular we have a ‘stability’ property for the shape variables:

Proposition 4.5. *The shape variables $\theta = (\theta_1, \theta_2)$ corresponds to the (\hat{q}_1, \hat{q}_2) coordinates.*

4.2.3 Integration of normal extremal trajectories

Computing with (23), one has

$$\hat{F}_1(\hat{q}) = \frac{\partial}{\partial \hat{q}_1}, \quad \hat{F}_2(\hat{q}) = \frac{\partial}{\partial \hat{q}_2} + \hat{q}_1 \frac{\partial}{\partial \hat{q}_3} + \hat{q}_3 \frac{\partial}{\partial \hat{q}_4} + \hat{q}_1^2 \frac{\partial}{\partial \hat{q}_5}, \\ [\hat{F}_1, \hat{F}_2](\hat{q}) = -\frac{\partial}{\partial \hat{q}_3} - 2\hat{q}_1 \frac{\partial}{\partial \hat{q}_5}, \quad [[\hat{F}_1, \hat{F}_2], \hat{F}_1](\hat{q}) = -2 \frac{\partial}{\partial \hat{q}_5}, \\ [[\hat{F}_1, \hat{F}_2], \hat{F}_2](\hat{q}) = \frac{\partial}{\partial \hat{q}_4}.$$

All brackets of length greater than 3 are zero. Write $\hat{z} = (\hat{q}, \hat{p})$. Employing the corresponding Hamiltonian lifts, one has:

$$H_1(\hat{z}) = \hat{p} \cdot \hat{F}_1(\hat{q}) = \hat{p}_1, \quad H_2(\hat{z}) = \hat{p} \cdot \hat{F}_2(\hat{q}) = \hat{p}_2 + \hat{p}_3 \hat{q}_1 + \hat{p}_4 \hat{q}_3 + \hat{p}_5 \hat{q}_1^2, \\ H_3(\hat{z}) = \hat{p} \cdot [\hat{F}_1, \hat{F}_2](\hat{q}) = -\hat{p}_3 - 2\hat{q}_1 \hat{p}_5, \quad H_4(\hat{z}) = \hat{p} \cdot [[\hat{F}_1, \hat{F}_2], \hat{F}_1](\hat{q}) = -2\hat{p}_5, \\ H_5(\hat{z}) = \hat{p} \cdot [[\hat{F}_1, \hat{F}_2], \hat{F}_2](\hat{q}) = \hat{p}_4.$$

The SR-Cartan flat case is

$$\dot{q} = \sum_{i=1}^2 u_i \hat{F}_i, \quad \min_u \int_0^{2\pi} (u_1^2 + u_2^2) dt.$$

and the normal Hamiltonian takes the form

$$H_n = 1/2 (H_1^2 + H_2^2). \quad (24)$$

More precisely, using the Poincaré coordinates, the control system is written

$$\dot{q}_1 = H_1, \quad \dot{q}_2 = H_2, \quad \dot{q}_3 = H_2 \hat{q}_1, \quad \dot{q}_4 = H_2 \hat{q}_3, \quad \dot{q}_5 = H_2 \hat{q}_1^2. \quad (25)$$

Deriving with respect to the time variable, we have

$$\begin{aligned} \dot{H}_1 &= dH_1(\vec{H}_n) = \{H_1, H_2\} H_2 = \hat{p} \cdot [\hat{F}_1, \hat{F}_2](\hat{q}) H_2 = H_2 H_3, \\ \dot{H}_2 &= -H_3 H_1, & \dot{H}_3 &= H_1 H_4 + H_2 H_5, \\ \dot{H}_4 &= 0 \quad \text{hence} \quad H_4 = c_4, & \dot{H}_5 &= 0 \quad \text{hence} \quad H_5 = c_5. \end{aligned}$$

Fixing the level energy, $H_1^2 + H_2^2 = 1$ we set $H_1 = \cos(\vartheta)$ and $H_2 = \sin(\vartheta)$.

$$\dot{H}_1 = -\sin(\vartheta) \dot{\vartheta} = H_2 H_3 = \sin(\vartheta) H_3.$$

Hence $\dot{\vartheta} = -H_3$ and

$$\ddot{\vartheta} = -(H_1 c_4 + H_2 c_5) = -c_4 \cos(\vartheta) - c_5 \sin(\vartheta) = -\omega^2 \sin(\vartheta + \phi) \quad (26)$$

where ω and ϕ are constant. More precisely, we have

$$\omega = (\hat{p}_4(0)^2 + 4\hat{p}_5(0)^2)^{1/4}, \quad \phi = \arctan(-2\hat{p}_5(0)/\hat{p}_4(0)).$$

- First, we consider the *degenerate case* which corresponds to $\ddot{\vartheta} = 0$. Therefore, $\vartheta(t) = \hat{p}_{30} t + \vartheta_0$ where $\vartheta_0, \hat{p}_{30}$ are constant and for $\hat{p}_{30} \neq 0$, the solutions of (25), \hat{q}_1, \hat{q}_2 , are expressed as

$$\hat{q}_1(t) = \hat{q}_{10} + 1/\hat{p}_3(0) \sin(\hat{p}_3(0)t + \vartheta_0), \quad \hat{q}_2(t) = \hat{q}_{20} - 1/\hat{p}_3(0) \cos(\hat{p}_3(0)t + \vartheta_0). \quad (27)$$

where $\hat{q}_{10}, \hat{q}_{20}$ are constant.

- Second, the case where $\ddot{\vartheta} \neq 0$ leads to a pendulum equation. Indeed, taking $\psi = \vartheta + \phi$, (26) becomes

$$1/2 \dot{\psi}^2 - \omega^2 \cos(\psi) = B, \quad (28)$$

where B is the constant

$$B = 1/2 (\hat{p}_3(0) + 2\hat{q}_1(0)\hat{p}_5(0))^2 - \hat{p}_1(0)\hat{p}_4(0) - 2\hat{p}_5(0)\hat{p}_2(0) - 2\hat{p}_5(0)\hat{p}_4(0)\hat{x}_3(0).$$

We have the following two possible cases.

- *Oscillating case.* We introduce $k^2 = 1/2 + B/(2\omega^2)$ with $0 < k < 1$ so that (28) becomes

$$\dot{\psi}^2 = 4\omega^2 (k^2 - \sin^2(\psi/2))$$

and, using standard relations on elliptic functions (cf. [21, Chapter 5]), we obtain $\sin(\psi/2) = k \operatorname{sn}(u, k)$, $\cos(\psi/2) = \operatorname{dn}(u, k)$ where $u = \omega t + \varphi_0$. H_1 and H_2 are elliptic functions of the first kind and the solutions of (25), \hat{q}_1, \hat{q}_2 , are expressed as

$$\begin{aligned} \omega \hat{q}_1(u) &= \omega \hat{q}_{10} + -2k \sin(\phi) \operatorname{cn}(u) + (-u + 2E(u)) \cos(\phi) \\ \omega \hat{q}_2(u) &= \omega \hat{q}_{20} + -2k \cos(\phi) \operatorname{cn}(u) + (u - 2E(u)) \sin(\phi) \end{aligned} \quad (29)$$

where \hat{q}_{10} and \hat{q}_{20} are constant, $\operatorname{cn}, \operatorname{sn}, \operatorname{dn}$ are elliptic functions of the first kind and $E(\cdot)$ is the elliptic integral of the second kind.

- *Rotating case.* We introduce $k^2 = 2\omega^2/(B + \omega^2)$ with $0 < k < 1$ so that (28) becomes

$$\dot{\psi}^2 = 4\omega^2/k^2 (1 - k^2 \sin^2(\psi/2)).$$

Invoking again elliptic functions properties ([21]) we have

$$\sin(\psi/2) = \operatorname{sn}(u/k, k), \quad \cos(\psi/2) = \operatorname{cn}(u/k, k)$$

where $u = \omega t + \varphi_0$. Still H_1 and H_2 are elliptic functions of the first kind. The solutions of (25), \hat{q}_1, \hat{q}_2 , satisfy the relations

$$\begin{aligned} \omega \hat{q}_1(u) &= \omega \hat{q}_{10} + \left(1 - \frac{2}{k^2} + 2 \frac{E(k)}{k^2 K(k)}\right) \cos(\phi) u + \frac{2}{k} \left(\cos(\phi) Z\left(\frac{u}{k}\right) - \sin(\phi) \operatorname{dn}\left(\frac{u}{k}\right)\right) \\ \omega \hat{q}_2(u) &= \omega \hat{q}_{20} + \left(\frac{2}{k^2} - 1 - 2 \frac{E(k)}{k^2 K(k)}\right) \sin(\phi) u - \frac{2}{k} \left(\sin(\phi) Z\left(\frac{u}{k}\right) + \cos(\phi) \operatorname{dn}\left(\frac{u}{k}\right)\right) \end{aligned} \quad (30)$$

where \hat{q}_{10} and \hat{q}_{20} are constant, $K(k), E(k)$ are respectively the complete elliptic integrals of the first and second kind, $Z(\cdot)$ is the Jacobi's Zeta function.

4.2.4 Computations of strokes with small amplitudes using the nilpotent approximation

We recall that the physical variables q are related to \hat{q} using the transformation φ . The adjoint variables p are obtained by a Mathieu transformation associated with φ . Strokes with small amplitudes such that $q(0) = 0$ are computed from the nilpotent approximation in the following way:

- *Degenerate case:* The corresponding solutions $\hat{q}_i(t)$, $i = 1, 2$ of (27) yield the periodic variables $\theta_i(t) = \hat{q}_i(t)$, $i = 1, 2$ of period $2\pi/\hat{p}_3(0)$. Moreover, the constants $\hat{q}_{10}, \hat{q}_{20}, \vartheta_0$ may be chosen so that $q(0) = (\theta_1(0), \theta_2(0), x(0)) = 0$.

- *Oscillating case:*

The modulus k can be expressed as

$$k(\hat{p}(0)) = \frac{1}{2} \left(2 + (\hat{p}_3(0))^2 - 2\hat{p}_1(0)\hat{p}_4(0) - 4\hat{p}_5(0)\hat{p}_2(0) / \sqrt{\hat{p}_4(0)^2 + 4\hat{p}_5(0)^2} \right)^{1/2} \quad (31)$$

and, computing $k(\hat{p}(0))$ such that the linear terms of $\theta_1(t) = \hat{q}_1(\omega t + \varphi_0)$, $\theta_2(t) = \hat{q}_2(\omega t + \varphi_0)$ of (29) vanish, leads to periodic strokes with eight shapes of period

$$T = 4K(k) / \left(\hat{p}_4(0)^2 + 4\hat{p}_5(0)^2 \right)^{1/4}.$$

The constants $\hat{q}_{10}, \hat{q}_{20}$ are chosen such that $\vartheta(0) = 0$. The initial adjoint vector $\hat{p}(0)$ has to verify the conditions $H_1(\hat{q}(0), \hat{p}(0))^2 + H_2(\hat{q}(0), \hat{p}(0))^2 = 1$, $k(\hat{p}(0)) \in (0, 1)$ and $\hat{p}_4(0)^2 + 4\hat{p}_5(0)^2 \neq 0$.

We integrate numerically the stroke in the physical variables starting from $(q(0) = 0, \hat{p}(0))$ and compute the first conjugate points on $[0, T]$ (see Fig. 7).

- *Rotating case:* The modulus k can be expressed as

$$k(\hat{p}(0)) = 2 \left(\frac{\sqrt{\hat{p}_4(0)^2 + 4\hat{p}_5(0)^2}}{2\sqrt{\hat{p}_4(0)^2 + 4\hat{p}_5(0)^2} + \hat{p}_3(0)^2 - 2\hat{p}_1(0)\hat{p}_4(0) - 4\hat{p}_5(0)\hat{p}_2(0)} \right)^{1/2} \quad (32)$$

We have $\theta_1(t) = \hat{q}_1(\omega t + \varphi_0)$, $\theta_2(t) = \hat{q}_2(\omega t + \varphi_0)$ where \hat{q}_1, \hat{q}_2 are explicitly written in (30). We choose $p(0)$ so that $H_1(\hat{q}(0), \hat{p}(0))^2 + H_2(\hat{q}(0), \hat{p}(0))^2 = 1$, $k(\hat{p}(0)) \in (0, 1)$ and such that the denominator of $k(\hat{p}(0))$ is nonzero. As $k(\hat{p}(0))$ tends to 0, the linear terms of $\hat{q}_1(u), \hat{q}_2(u)$ of (30) tend to 0. This is the case when $\hat{p}_4(0) \rightarrow 0$ and $\hat{p}_5(0) \rightarrow 0$, and at the limit, equation (26) reduces to the equation of the degenerate case: $\ddot{\vartheta} = 0$.

Abnormal case. We can reduce the problem considering the minimal time problem for the single-input affine system (cf. [8])

$$\dot{\hat{q}}(t) = \hat{F}_1(\hat{q}(t)) + u(t)\hat{F}_2(\hat{q}(t))$$

where u is now a scalar control. Denoting $\hat{q}(\cdot)$ a reference minimum time trajectory, since we consider abnormal extremals, it follows from the Pontryagin maximum principle that along the extremal lift of

$\hat{q}(\cdot)$, there must hold $H_2(\hat{q}(\cdot), \hat{p}(\cdot))=0$ and, differentiating with respect to t , $\{H_1, H_2\}(\hat{q}(\cdot), \hat{p}(\cdot)) = 0$ must hold too. Deriving one more time, the extremals associated with the controls

$$u_a(\hat{q}, \hat{p}) = \{H_1, \{H_2, H_1\}\}(\hat{q}, \hat{p}) / \{H_2, \{H_1, H_2\}\}(\hat{q}, \hat{p}) = 2\hat{p}_5 / \hat{p}_4$$

satisfy the relation $H_2 = \{H_1, H_2\} = 0$ along $(\hat{q}(\cdot), \hat{p}(\cdot))$ and are solutions of $\dot{\hat{q}} = \frac{\partial H_a}{\partial \hat{p}}$, $\dot{\hat{p}} = -\frac{\partial H_a}{\partial \hat{q}}$ where H_a is the true Hamiltonian

$$H_a(\hat{q}, \hat{p}) = H_1(\hat{q}, \hat{p}) + u_a H_2(\hat{q}, \hat{p}) = \hat{p}_1 + 2\hat{p}_5 (\hat{p}_2 + \hat{p}_3 \hat{q}_1 + \hat{p}_4 \hat{q}_3 + \hat{p}_5 \hat{q}_1^2) / \hat{p}_4.$$

From the Pontryagin maximum principle, we also have $H_1(\hat{q}(\cdot), \hat{p}(\cdot)) = 0$. The extremal system subject to the constraints $H_1 = H_2 = \{H_1, H_2\} = 0$ is integrable, in particular the abnormals can be written as polynomial functions (see [27]).

Lemma 4.6. *The θ -projection of abnormals are straight lines and form triangular strokes:*

$$\hat{q}_1(t) = t + \hat{q}_1(0), \quad \hat{q}_2(t) = 2\hat{p}_5(0)/\hat{p}_4(0)t + \hat{q}_2(0)$$

where $(\hat{q}(0), \hat{p}(0))$ are constant satisfying the constraints $H_1 = H_2 = \{H_1, H_2\} = 0$.

4.3 Numerical results

4.3.1 Computations of conjugate points

Normal case. In the normal case, we consider the extremal system given by the normal Hamiltonian (24). In Sec. 4.2.3, we described three types of extremals. For each case, we have computed solutions using `HamPath`, representing the control, the state and the adjoint variables as functions of time (see Fig. 6, Fig. 7, Fig. 8). We also illustrate the conjugate points evaluated according to the algorithm [10], as well as the smallest singular value for the rank test.

Property on the first conjugate point. For the normal extremals in the oscillating case and the rotating case presented in Sec. 4.2.3, we take a large number of random initial adjoint vectors $\hat{p}(0)$ such that $H_1(\hat{q}(0), \hat{p}(0))^2 + H_2(\hat{q}(0), \hat{p}(0))^2 = 1$ and such that $0 < k(\hat{p}(0)) < 1$ where k is given by (31) for the oscillating case and by (32) for the rotating case. Then we numerically integrate the extremal system. We compute the first conjugate time t_{1c} , the pulsation $\omega = (\hat{p}_4(0)^2 + 4\hat{p}_5(0)^2)^{1/4}$, and the complete elliptic integral $K(k)$, where k is the modulus given by (31) in the oscillating case or by (32) in the rotating case. Let $\gamma(\cdot)$ be a normal extremal starting at $t = 0$ from the origin and defined on $[0, +\infty[$. As illustrated on Fig. 9, there exists a first conjugate point along γ corresponding to a conjugate time t_{1c} satisfying the inequalities:

$$\begin{aligned} 0.34\omega t_{1c} - 0.4 < K(k) < 0.53\omega t_{1c} - 0.8 & \text{ for the oscillating case,} \\ 0.33\omega t_{1c} + 0.16 < K(k) < 0.55\omega t_{1c} - 1.27 & \text{ for the rotating case.} \end{aligned}$$

Abnormal case. Fig. 10 illustrates the time evolution of the state variables. We check numerically the second order optimality conditions [8]. Both the determinant test and the smallest singular value for the rank condition indicate that there is no conjugate time for abnormal extremals (Fig. 11).

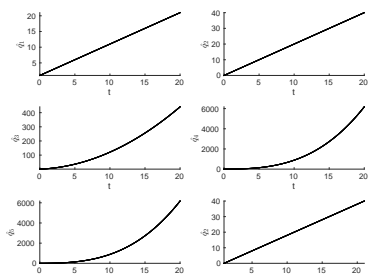


Figure 10: Abnormal case: state variables for $\hat{q}(0) = (1, 0, 1, 0, 0)$, $\hat{p}(0) = (0, 0, -2, 1, 1)$.

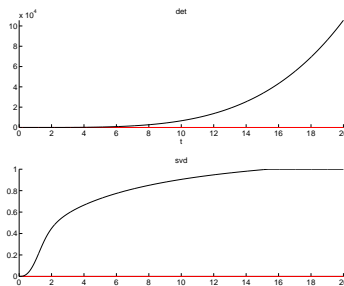


Figure 11: Abnormal case: the second order sufficient condition indicates there is no conjugate point.

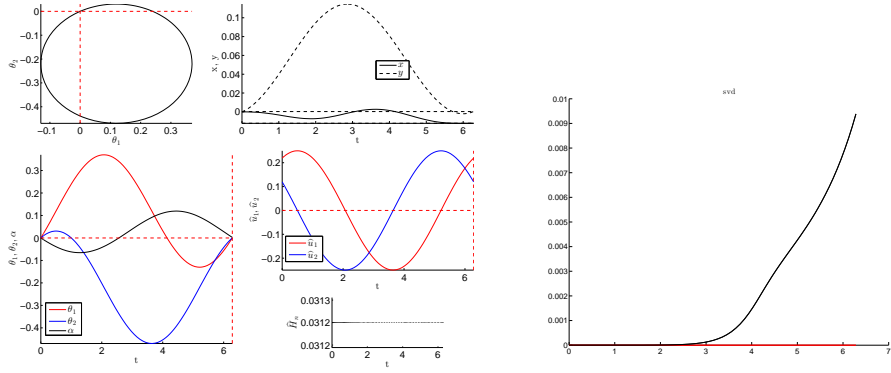


Figure 6: (left) Control and state physical variables in the degenerate case of the nilpotent approximation with a simple loop. (right) SVD test of conjugate points (no conjugate point on $[0, 2\pi]$).

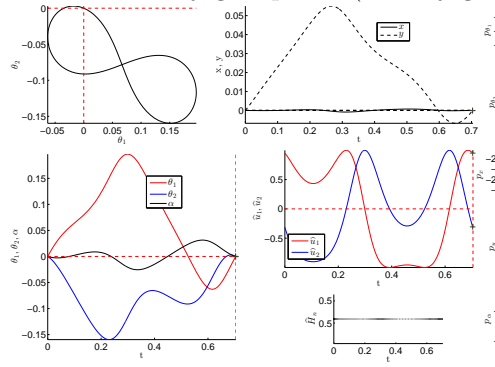


Figure 7: Control and state physical variables in the oscillating case of the nilpotent approximation with an eight shape (the cross stands for the first conjugate point).

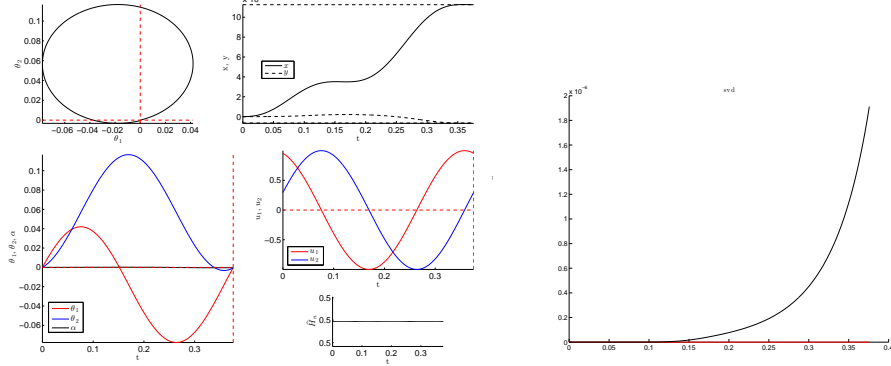


Figure 8: (left) Control and state physical variables in the rotating case of the nilpotent approximation ($k = 0.115$). (right) SVD test of conjugate points.

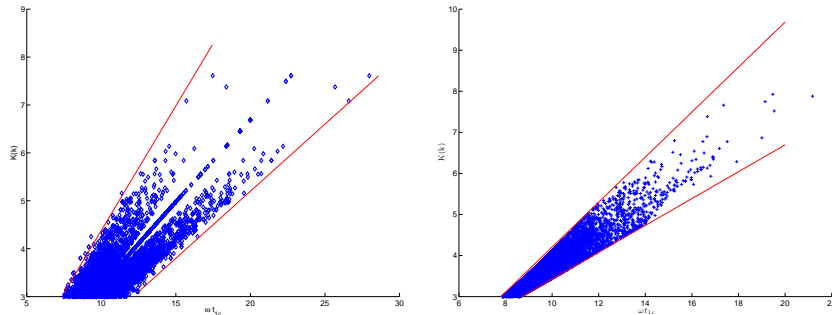


Figure 9: Conjugate points of normal extremals with constant energy $H_1^2 + H_2^2 = 1$ in the oscillating case (left) and in the rotating case (right).

4.3.2 Optimal strokes using a discrete numerical homotopy

Method description.

- The analytical expressions of $\theta_1(t), \theta_2(t)$, given for the degenerate case and for the oscillating case in section 4.2.3, allow us to compute the strokes with small amplitudes of the nilpotent model. The results employing the Singular Decomposition Value (SVD) test (cf. [8]) for conjugate points are also illustrated (see Fig. 6 and Fig. 7) showing that the simple loop have no conjugate points on $[0, T]$ while the eight stroke have a first conjugate point on $[0, T]$.
- The previous solutions are used to compute strokes for the Purcell swimmer with the $\int_0^T (u_1^2 + u_2^2) dt$ cost. More precisely, the initial adjoint vector $\hat{p}(0)$ of the nilpotent model gives a good initialization of the shooting algorithm used by HamPath to solve the following boundary value problem.

$$\begin{cases} \dot{q} = \frac{\partial \tilde{H}_n}{\partial p}, & \dot{p} = -\frac{\partial \tilde{H}_n}{\partial q}, \\ \theta_j(T) = \theta_j(0) & j = 1, 2, \\ x(0) = y(0) = \alpha(0) = 0, \\ x(T)^2 + y(T)^2 = c_1, \alpha(T) = c_2, \\ p_{\theta_j}(T) = p_{\theta_j}(0) & j = 1, 2, \quad p_\alpha(0) = p_\alpha(T) \end{cases} \quad (33)$$

where T, c_1, c_2 are fixed constants and \tilde{H}_n is the normal Hamiltonian associated with the $\int_0^T (u_1^2 + u_2^2) dt$ cost. Then, with T fixed to 2π and c_2 to 0, we perform a discrete homotopy on the radius c_1 to obtain stroke with larger amplitudes (see Fig. 12).

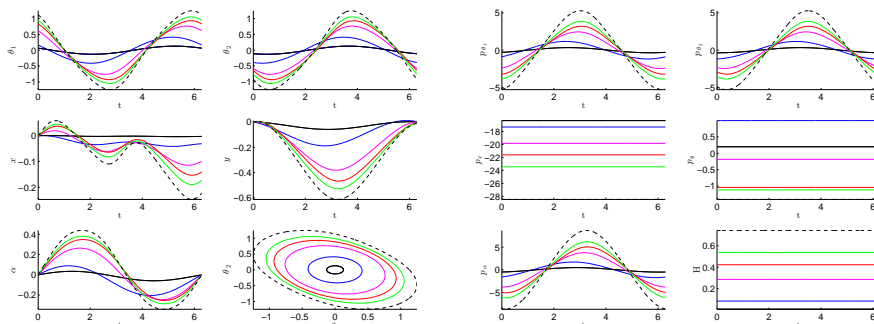


Figure 12: One parameter family of simple loop strokes of the Purcell swimmer with the $\int_0^T (u_1^2 + u_2^2) dt$ cost. The continuation is performed on the constant c_1 where we fixed $T = 2\pi$ and $c_2 = 0$.

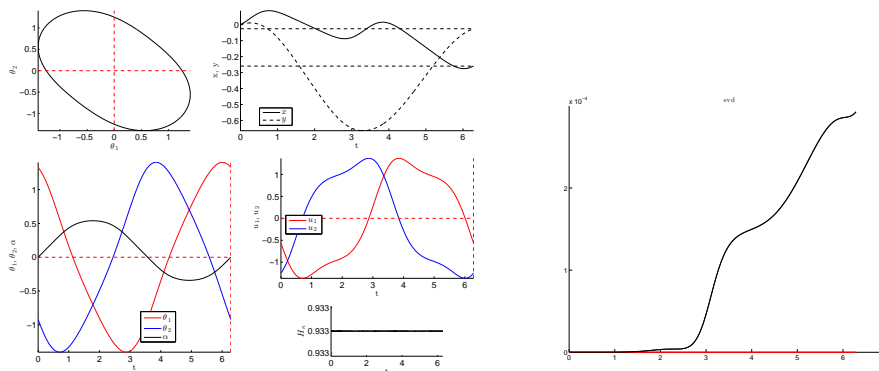


Figure 13: (left) Simple loop stroke for the Purcell swimmer minimizing the cost $\int_0^T (u_1^2 + u_2^2) dt$, taking $T = 2\pi$, $c_1 = 0.068$, $c_2 = 0$ and imposing the periodicity on α . (right) Test of conjugate points (no conjugate point on $[0, 2\pi]$).

- We consider now the following optimal control problem

$$\begin{cases} \dot{q} = \frac{\partial H_n}{\partial p}, & \dot{p} = -\frac{\partial H_n}{\partial q}, \\ \theta_j(T) = \theta_j(0) & j = 1, 2, \\ x(0) = y(0) = \alpha(0) = 0, \\ x(T)^2 + y(T)^2 = c_1, & \alpha(T) = c_2, \\ p_{\theta_j}(T) = p_{\theta_j}(0), & j = 1, 2, \quad p_\alpha(0) = p_\alpha(T) \end{cases} \quad (34)$$

where $H_n = 1/2 (a(q)u_1^2 + 2b(q)u_1u_2 + c(q)u_2^2)$ is the true Hamiltonian associated with the mechanical cost, and u_1, u_2 are the optimal controls. We take an extremal of (33) to initialize a discrete homotopy with parameter $\lambda \in [0, 1]$, of the following optimal control problem

$$\begin{cases} \dot{q} = \frac{\partial H_\lambda}{\partial p}, & \dot{p} = -\frac{\partial H_\lambda}{\partial q}, \\ \theta_j(T) = \theta_j(0) & j = 1, 2, \\ x(0) = y(0) = \alpha(0) = 0, \\ x(T)^2 + y(T)^2 = c_1, & \alpha(T) = c_2, \\ p_{\theta_j}(T) = p_{\theta_j}(0), & j = 1, 2, \quad p_\alpha(0) = p_\alpha(T) \end{cases} \quad (35)$$

where $H_\lambda = \lambda H_n + (1-\lambda)\tilde{H}_n$. When λ reaches the value 1, we obtain an extremal of (34). Since the latter homotopy is discrete, we may not follow a unique branch and obtain many kinds of strokes: Fig. 14 and Fig. 15 are two different strokes solutions of (34) and the SVD rank condition show that the only candidates for optimality are the simple loops.

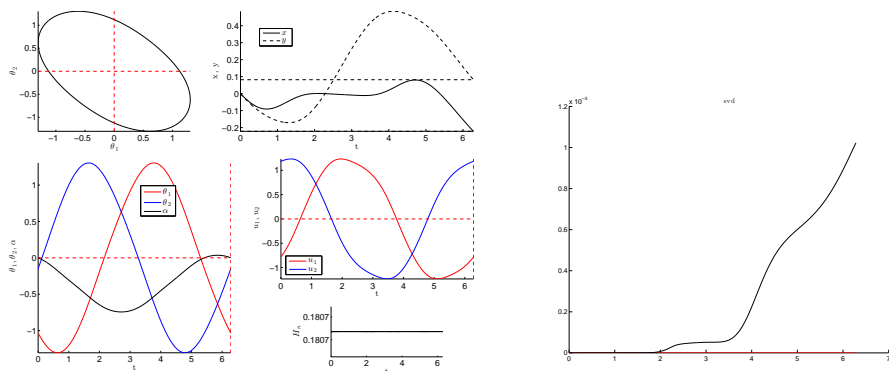


Figure 14: (left) State variables for the Purcell swimmer minimizing the mechanical cost, taking $T = 2\pi$, $c_1 = 0.058$ and $c_2 = 0$. (right) Test of conjugate points (no conjugate point on $[0, 2\pi]$).

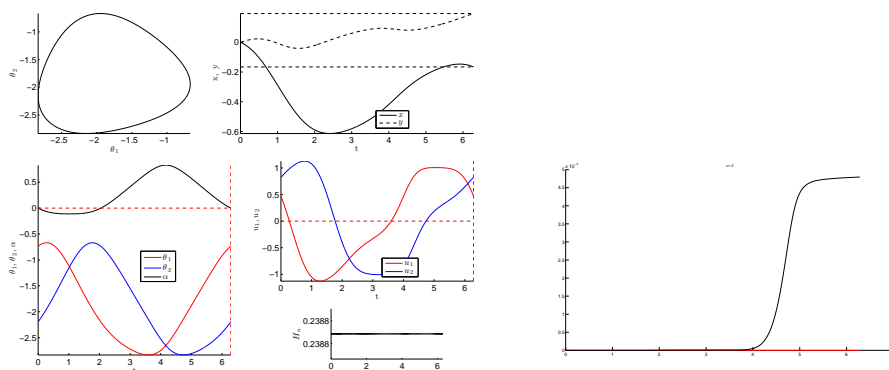


Figure 15: (left) State variables for the Purcell swimmer minimizing the mechanical cost, taking $T = 2\pi$, $c_1 = 0.065$ and $c_2 = 0$. (right) Test of conjugate points (no conjugate point on $[0, 2\pi]$).

Then we perform a second homotopy on the radius c_1 to have a one-parameter family of strokes. Fig. 16 represents two one-parameter families of solutions of (34) corresponding respectively to the strokes of Fig. 14 and Fig. 15. To compare these two families of strokes, we compute in Fig. 17 their geometric efficiencies and we conclude that for a given radius $r = c_1$, the corresponding stroke of the family for $\lambda = 1$ is more efficient.

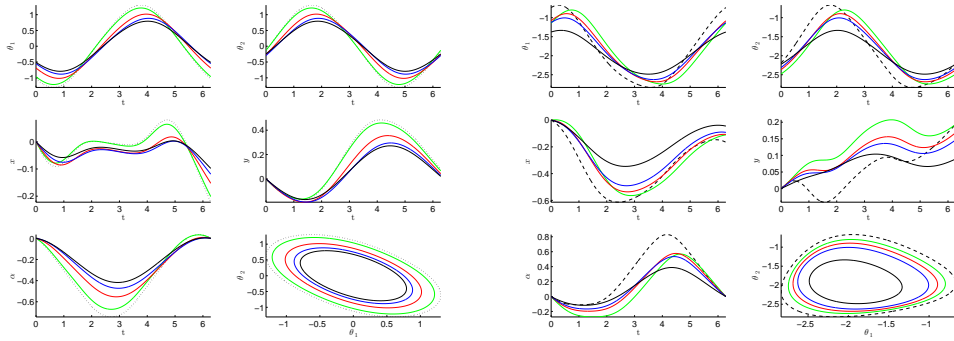


Figure 16: Two families of normal strokes for the Purcell swimmer minimizing the mechanical cost. We fixed $T = 2\pi$ and $c_2 = 0$ and the family of strokes is obtained by a continuation on c_1 .

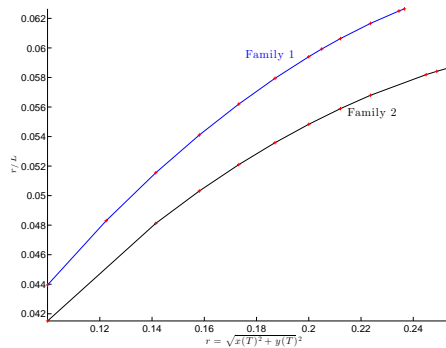


Figure 17: Comparison of the efficiency between the two families of strokes for the true mechanical cost.

Conclusions. Two one-parameter families of simple loop for the mechanical cost appear to be good candidates for minimizers, and their respective efficiency is compared in Fig. 17. Note that the efficiency increases with the radius of the circle c_1 .

4.4 Sufficient second order conditions for the Purcell strokes

Lemma 4.1 shows one symmetry for the Purcell swimmer. This model has actually a further symmetry: any time translation of the shape variables (θ_1, θ_2) and the orientation variable α provides a stroke, which has the same cost. The presence of (two) symmetries requires (as in the case of the Copepod model) applying particular second order sufficient conditions [17]. For this purpose, we provide numerical results on second order sufficient conditions for normal extremals of the Purcell swimmer. We consider the optimal control problem in which we minimize the mechanical cost (5) over trajectories satisfying (6) and such that

$$\begin{aligned} \theta_j(0) &= \theta_j(T) \quad j = 1, 2, \quad \alpha(0) = \alpha(T), \\ x(0) &= 0, \quad y(0) = 0, \quad x(T)^2 + y(T)^2 = r \quad (r \text{ is fixed}) . \end{aligned} \quad (36)$$

The symmetry in the Purcell case is shown in the following proposition.

Proposition 4.7. *Take $I = (-\varepsilon, \varepsilon)$ for $\varepsilon > 0$ small enough. Consider $a = (\phi, \sigma) \in I \times I$. Let (\bar{q}, \bar{u}, p) where $\bar{q} = (\bar{\theta}_1, \bar{\theta}_2, \bar{x}, \bar{y}, \bar{\alpha})$ and $\bar{u} = (\bar{u}_1, \bar{u}_2)$ be a normal extremal. Write $\bar{\theta}_j(\cdot)$, $j = 1, 2$, $p(\cdot)$, $\bar{x}(\cdot)$, $\bar{y}(\cdot)$ and $\bar{u}(\cdot)$ their corresponding periodic extensions.*

For all $a \in I$ and $t \in [0, T]$, we define $q^a(\cdot) = (\theta_1^a(\cdot), \theta_2^a(\cdot), x^a(\cdot), y^a(\cdot), \alpha^a(\cdot))$ where

$$\begin{aligned} u_j^a(t) &= \bar{u}_j(t + \sigma), \quad \theta_j^a(t) = \bar{\theta}_j(t + \sigma) \quad j = 1, 2, \\ x^a(t) &= \cos(\phi) (\bar{x}(t + \sigma) - \bar{x}(\sigma)) - \sin(\phi) (\bar{y}(t + \sigma) - \bar{y}(\sigma)), \\ y^a(t) &= \sin(\phi) (\bar{x}(t + \sigma) - \bar{x}(\sigma)) + \cos(\phi) (\bar{y}(t + \sigma) - \bar{y}(\sigma)), \\ \alpha^a(t) &= \bar{\alpha}(t + \sigma) + \phi. \end{aligned} \quad (37)$$

Then, the normal extremal $(\bar{q}(\cdot), \bar{u}(\cdot), p(\cdot))$ is continuously embedded in the family of extremals $(q^a(\cdot), u^a(\cdot), p^a(\cdot))_{a \in I}$ where $p^a(\cdot)$ is the adjoint vector associated with $(q^a(\cdot), u^a(\cdot))$.

Consider the simple loop of Fig. 15 satisfying (36), written below $(\bar{q}(\cdot), \bar{u}(\cdot))$, with the associated adjoint vector $p(\cdot)$. We have the following result.

Numerical result. *The simple loop (\bar{q}, \bar{u}) is a local weak minimizer.*

We prove this claim using again results by [17]. Straightforward computations and Prop. 4.7 above show that the Purcell model satisfies all the assumptions required by [17, Thm. 4.2]. Owing to the fact that there is no conjugate points for the normal extremal $(\bar{q}(\cdot), \bar{u}(\cdot), p)$ (cf. Sec. 4.3.2), the Riccati equation has a global symmetric solution. As for the Copepod, we compute numerically the matrix W , defined in [17, Equation (8)]. We set

$$\mathcal{L}_s = \{ (y_0, y_T) \in \mathbb{R}^5 \times \mathbb{R}^5 \mid \nabla_{q_0, q_T} c(q_0, q_T) (y_0 \ y_T)^\top = 0 \}$$

where $c(q_0, q_T) = (\theta_1(0) - \theta_1(T), \theta_2(0) - \theta_2(T), x(0), y(0), \alpha(0) - \alpha(T), x(T)^2 + y(T)^2 - r)$. We take the matrix N_s such that $\mathcal{L}_s = \text{Im}(N_s)$. Now from the symmetry described in Prop. 4.7, we define

$$\Gamma_\phi := \begin{pmatrix} \nabla_\phi q^a(0) \\ \nabla_\phi q^a(T) \end{pmatrix}_{\phi=0}, \quad \Gamma_\sigma := \begin{pmatrix} \nabla_\sigma q^a(0) \\ \nabla_\sigma q^a(T) \end{pmatrix}_{\sigma=0} \quad \text{and} \quad \Gamma_r := (\Gamma_\phi \ \Gamma_\sigma). \quad (38)$$

We consider the linear subspaces

$$\begin{aligned} \mathcal{L}_\phi &:= \mathcal{L}_s \cap \{ (y_0, y_T) \in \mathbb{R}^5 \times \mathbb{R}^5 \mid \Gamma_\phi^\top (y_0 \ y_T)^\top = 0 \}, \\ \mathcal{L}_\sigma &:= \mathcal{L}_s \cap \{ (y_0, y_T) \in \mathbb{R}^5 \times \mathbb{R}^5 \mid \Gamma_\sigma^\top (y_0 \ y_T)^\top = 0 \}, \\ \mathcal{L}_r &:= \mathcal{L}_s \cap \{ (y_0, y_T) \in \mathbb{R}^5 \times \mathbb{R}^5 \mid \Gamma_r^\top (y_0 \ y_T)^\top = 0 \} \end{aligned}$$

and the matrices N_ϕ, N_σ and N_r such that

$$\mathcal{L}_\phi = \text{Im}(N_\phi), \quad \mathcal{L}_\sigma = \text{Im}(N_\sigma), \quad \mathcal{L}_r = \text{Im}(N_r).$$

We take two different relative tolerances for the integrator used to compute numerically the matrix W . Table 2 shows that the matrices $W_s = N_s^\top (W^\top + W) N_s$, $\tilde{W}_\phi = N_\phi^\top (W^\top + W) N_\phi$ and $\tilde{W}_\sigma = N_\sigma^\top (W^\top + W) N_\sigma$ have zero eigenvalues (whose eigenvectors are Γ_ϕ and Γ_σ). In particular, W_s is not definite-positive hence the standard sufficient second order conditions [17, Thm. 3.4] are not applicable. On the other hand, the refined second order sufficient conditions of [17, Thm. 4.2] are satisfied since the eigenvalues of $W_r = N_r^\top (W^\top + W) N_r$ are positive. This confirms the claim stating that the reference extremal (\bar{q}, \bar{u}) is indeed a local weak minimizer. Observe also that when we apply the refined second order conditions we have to take account of all the possible symmetries which generate the embedding in a family of weak normal extremals. Indeed, if we consider just one symmetry the refined second order sufficient conditions are not applicable, as the analysis of the matrices \tilde{W}_σ and \tilde{W}_ϕ above clearly show.

Relative tolerance	(Standard condition) Spec(W_s)	Spec(\tilde{W}_ϕ)	Spec(\tilde{W}_σ)	(Refined condition) Spec(W_r)
10 ⁻⁴	1319.91 3.44629 -2.61575e-5 -4.17860e-3	35380.1 3.46392 -4.18945e-3	1366.83 -4.10573e-4 14.5123	36179.7 13.8018
10 ⁻⁷	1320.17 3.44676 9.81190e-6 -5.40128e-6	35386.9 3.46438 -4.84724e-6	1367.10 9.85195e-6 14.5151	36186.9 13.8037

Table 2: The standard second order sufficient conditions fail: W_s has zero eigenvalues and the refined second order sufficient conditions are satisfied: W_r is positive-definite.

References

- [1] A.A. Agrachev, A.V. Sarychev, Strong minimality of abnormal geodesics for 2-distributions, *J. Dynam. Control Systems* **1** 2 (1995) 139–176.
- [2] F. Alouges, A. DeSimone, A. Lefebvre, Optimal strokes for low Reynolds number swimmers: an example. *J. Nonlinear Sci.* **18**, 277–302 (2008)

- [3] A. Bellaïche, The tangent space in sub-Riemannian geometry, *J. Math. Sci. (New York)* n.4 **83** (1997) 461–476.
- [4] M. Berger, La taxonomie des courbes. Pour la science, **297** (2002) 56–63.
- [5] P. Bettioli, B. Bonnard, L. Giraldi, P. Martinon, J. Rouot, The three links Purcell swimmer and some geometric problems related to periodic optimal controls. *Rad. Ser. Comp. App.* **18**, Variational Methods, Ed. by M. Bergounioux et al. (2016).
- [6] P. Bettioli, B. Bonnard, A. Nolot, J. Rouot, Sub-Riemannian geometry and swimming at low Reynolds number: the Copepod case. (preprint 2017 <https://hal.archives-ouvertes.fr/hal-01442880v2>)
- [7] F. Bonnans, D. Giorgi, S. Maindrault, P. Martinon, V. Grélard, *Bocop - A collection of examples, Inria Research Report, Project-Team Commands*, **8053** (2014).
- [8] B. Bonnard, J.-B. Caillaud, E. Trélat, Second order optimality conditions in the smooth case and applications in optimal control, *ESAIM Control Optim. Calc. Var.* **13** (2007) 207–236.
- [9] B. Bonnard, M. Chyba, Singular trajectories and their role in control theory, *Mathématiques & Applications* **40**, Springer-Verlag, Berlin (2003).
- [10] B. Bonnard, L. Faubourg, E. Trélat, *Mécanique céleste et contrôle des véhicules spatiaux. Mathématiques & Applications*, Springer-Verlag **51** Berlin (2006).
- [11] B. Bonnard, E. Trélat, On the role of abnormal minimizers in sub-Riemannian geometry, *Ann. Fac. Sci. Toulouse Math. (6)* n. 3 **10** (2001) 405–491.
- [12] E. Cartan, Les systèmes de Pfaff a cinq variables et les équations aux dérivées partielles du second ordre, *Ann. Sci. École Normale* **27** (1910) 109–192.
- [13] H. Chakir, J.P. Gauthier, I. Kupka, Small Subriemannian Balls on \mathbb{R}^3 . *J. Dynam. Control Systems*, **2**, no. 3 (1996), 359–421.
- [14] T. Chambrion, L. Giraldi, A. Munnier, Optimal Strokes for Driftless Swimmers: A General Geometric Approach, *Submitted* (2014).
- [15] S. Childress, *Mechanics of swimming and flying. Vol. 2.* Cambridge University Press (1981).
- [16] O. Cots, *Contrôle optimal géométrique : méthodes homotopiques et applications*, Phd thesis, Institut Mathématiques de Bourgogne, Dijon, France (2012).
- [17] C. Gavriel, R.B. Vinter, Second order sufficient conditions for optimal control problems with non-unique minimizers: an abstract framework, *Appl. Math. Optim.* **70** (2014) 411–442.
- [18] E. Hakavuori, E. Le Donne, Non-minimality of corners in sub-Riemannian geometry. Preprint (2015).
- [19] J. Gray and G. J. Hancock, *The propulsion of sea-urchin spermatozoa*, *Journal of Experimental Biology*, **32** (1955), pp. 802–814.
- [20] F. Jean, *Control of Nonholonomic Systems: from Sub-Riemannian Geometry to Motion Planning*, Springer International Publishing, SpringerBriefs in Mathematics (2014).
- [21] D.F. Lawden, *Elliptic functions and applications*, *Applied Mathematical Sciences*, Springer-Verlag, New York **80** (1989).
- [22] M. J. Lighthill, Note on the swimming of slender fish, *J. Fluid Mech.* **9** (1960) 305–317.
- [23] K.R. Meyer, G.R. Hall, *Introduction to Hamiltonian dynamical systems and the N-body problem. Springer-Verlag*, **40** New York, 1992
- [24] R. Montgomery, *A tour of subriemannian geometries, their geodesics and applications.* American Mathematical Society, Providence, RI. **91** (2002).
- [25] E. Passov, Y. Or, Supplementary notes to: Dynamics of Purcell’s three-link microswimmer with a passive elastic tail, *EPJ E* **35** (2012) 1–9.
- [26] E.M. Purcell, Life at low Reynolds number, *Am. J. Phys.* **45** (1977) 3–11.
- [27] J. Rouot, *Méthodes géométriques et numériques en contrôle optimal et applications au transfert orbital poussée faible et à la nage à faible nombre de Reynolds.*, Ph.D. thesis, Inria Sophia Antipolis Méditerranée, France (2016)
- [28] Yu.L. Sachkov, Symmetries of flat rank two distributions and sub-Riemannian structures, *Trans. Amer. Math. Soc.* n.2 **356** (2004) 457–494.
- [29] D. Takagi, Swimming with stiff legs at low Reynolds number, *Phys. Rev. E* **92**. (2015).
- [30] R.B. Vinter, Optimal control, *Systems & Control: Foundations & Applications* (2000) xviii–507.
- [31] Q. Wang and J.L. Speyer, Necessary and sufficient conditions for local optimality of a periodic process, *SIAM J. Control Optim.* n.2 **28** (1990) 482–497.
- [32] M. Zhitomirskiï, Typical singularities of differential 1-forms and Pfaffian equations, *American Mathematical Society, Providence, RI.* **113** (1992).