



**HAL**  
open science

## Industrial Wireless IP-based Cyber Physical Systems

Thomas Watteyne, Vlado Handziski, Xavier Vilajosana, Simon Duquennoy,  
Oliver Hahm, Emmanuel Baccelli, Adam Wolisz

► **To cite this version:**

Thomas Watteyne, Vlado Handziski, Xavier Vilajosana, Simon Duquennoy, Oliver Hahm, et al..  
Industrial Wireless IP-based Cyber Physical Systems. Proceedings of the IEEE, 2016, 104 (5), pp.1025-  
1038. 10.1109/JPROC.2015.2509186 . hal-01282597

**HAL Id: hal-01282597**

**<https://inria.hal.science/hal-01282597>**

Submitted on 20 Dec 2016

**HAL** is a multi-disciplinary open access archive for the deposit and dissemination of scientific research documents, whether they are published or not. The documents may come from teaching and research institutions in France or abroad, or from public or private research centers.

L'archive ouverte pluridisciplinaire **HAL**, est destinée au dépôt et à la diffusion de documents scientifiques de niveau recherche, publiés ou non, émanant des établissements d'enseignement et de recherche français ou étrangers, des laboratoires publics ou privés.

# Industrial Wireless IP-based Cyber Physical Systems

Thomas Watteyne, *Member, IEEE*, Vlado Handziski, *Member, IEEE*, Xavier Vilajosana, *Member, IEEE*, Simon Duquennoy, Oliver Hahm, Emmanuel Baccelli, Adam Wolisz, *Senior Member, IEEE*

**Abstract**—Industrial control systems have traditionally been built around dedicated wired solutions. The requirements of flexibility, mobility and cost have created a strong push towards wireless solutions, preferably solutions requiring low power. Simultaneously, the increased need for interoperability and integration with the wider Internet made a transition to IP-based communication unavoidable. Following these trends, we survey 6TiSCH, the emerging family of standards for IP-based industrial communication over low-power and lossy networks. We describe the state of the standardization work, the major issues being discussed, and open questions recently identified. Based on extensive first-hand experience, we discuss challenges in implementation of this new wave of standards. Lessons learned are highlighted from four popular open-source implementations of these standards: OpenWSN, Contiki, RIOT and TinyOS. We outline major requirements, present insights from early interoperability testing and performance evaluations, and provide guidelines for chip manufacturers and implementers.

**Index Terms**—6LoWPAN, 6TiSCH, Communication standards, IEEE802.15.4e, Industrial, Protocols, Wireless.

## I. INTRODUCTION

Industrial networks have developed alongside the traditional Internet. This is because an industrial network—“Operational Technology (OT)”—has requirements very different from the *open* Internet—an “Information Technology (IT)”. While the Internet is built to interconnect billions of heterogeneous devices communicating globally large amounts of data, an industrial network is typically deployed within a factory floor, typically connecting 100’s or 1,000’s of devices. And although the amount of data in typical industrial process applications may not be large, what is critical is reliability (all data is received by its final destination), and latency (using guaranteed time bounds, as opposed to best-effort). These requirements have been traditionally met by specifically chosen wired solutions [1].

The cost of wiring is high, to the point of being prohibitive in many cases. Industrial settings such as steel mills, oil refineries, chemical industries, power plants, infrastructures implement complex monitoring and management processes. Hundreds or thousands of devices report sensed values such as temperature, pressure, traffic flows or tank fill level used to both control actuators and coordinate production stages. Planning and installation of the cables are challenging and thus expensive: explosive environments and hot surfaces have to be avoided (e.g. in a refinery). And mobile objects can hardly be connected at all.

T. Watteyne, O. Hahm and E. Baccelli are with Inria, France. (e-mail: {thomas.watteyne,oliver.hahm,emmanuel.baccelli}@inria.fr).

V. Handziski and A. Wolisz are with Technische Universität Berlin, Germany. (e-mail: {handziski,wolisz}@tkn.tu-berlin.de).

X. Vilajosana is with Universitat Oberta de Catalunya and Worldsensing S.L., Spain. (e-mail: xvilajosana@uoc.edu).

S. Duquennoy is with SICS Swedish ICT, Sweden. (e-mail: simon-duq@sics.se).

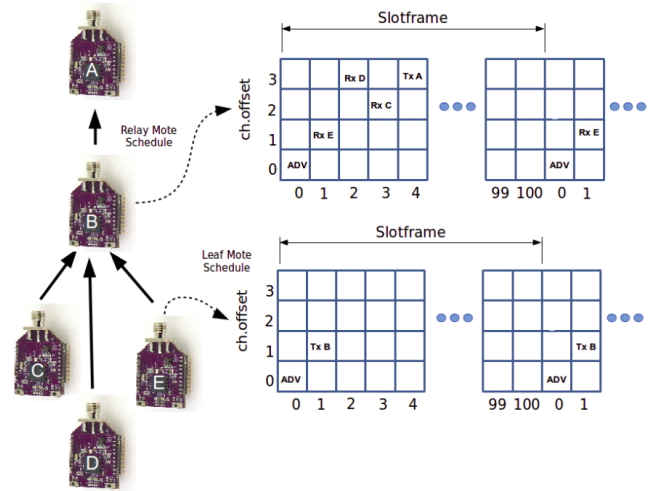


Fig. 1. A sample TSCH schedule with one slotframe repeating every 101 slots. Five OpenMotes form a 2-hop mesh network with node A as network root. Every node runs its own TSCH schedule, ensuring, in this example, dedicated communication from any node to the root.

Wireless technology is tremendously appealing for industrial applications, as it reduces installation cost dramatically. The desire for such solutions has been expressed very early [2], but meeting the strict requirements of wire-like reliability and maintenance-free operation over several years has proven challenging for battery-operated wireless devices interconnected by unreliable links. Also, the popular wireless link layers based on Carrier Sense Multiple Access (CSMA) did not offer the required hard-time guarantees.

**Sensor Networks Change the Game.** An initial breakthrough towards sensing application came in 1997 with Pister *et al.*, from the UC Berkeley *Smart Dust* project, who brought the vision of miniaturized (down to 1 mm<sup>3</sup>) battery-powered *motes* able to sense, compute and wirelessly communicate in a mesh topology. This idea inspired a wave of research in *sensor networks*: hardware nodes (widely called *motes*), operating systems (e.g. TinyOS, Contiki), and protocols, also following up on seminal work on packet radio networks in early 70’s [3] (which had first introduced multi-hop mesh network that uses dynamically the diversity of paths to increase the reliability of wireless connectivity). Most importantly, a wide range of practical experiments were carried out, and the industry followed, with the IEEE802.15.4 communication standard and ZigBee protocols. While these developments have addressed the needs of home automation, agriculture, etc., industrial applications using these and other wireless technologies still remained a challenge [4].

A second break-through then came with the invention of the *Time Synchronized Mesh Protocol* (TSMP) [5] in 2006. At the

core of a TSMP network lies the *Time Synchronized Channel Hopping* (TSCH) technology: nodes tightly synchronize to reduce energy consumption, and exploit frequency diversity (in addition to spatial diversity) to obtain near wire-like 99.999% reliability (as reported in [6], after running a 44-node network for 26 days and observing 2 millions of packets out of which only 7 have been lost).

The proof of concept and early commercialization by the spin-off from the inventor's lab—Dust Networks—made it possible to turn the TSCH approach to an industry standard, first as part of WirelessHART [7] (supported by the leading industrial communication consortia: HART, Fieldbus Foundation and Profibus Organization [8]) and later as part of IEEE802.15.4e [9]. In parallel numerous technical and commercial success stories highlight the performance of TSCH-based networks.

The need for a low-power wireless network to offer reliable communication has been highlighted for example in [10] which reports on a Smart Factory application where pressure, water flow and level sensors are networked together using a TSCH network to monitor a pharmaceutical plant in Ireland. A large-scale smart city deployment of wireless sensors which monitor the occupancy of individual parking spots [11] demonstrated the need for scalability in TSCH networks. A deployment of a complex structural monitoring system, providing real-time information of the health of a landmark indoor arena in Barcelona, pushed the throughput limits of the TSCH technology [12]. TSCH-based networks of temperature sensors has allowed building a model of the temperature of a datacenter used for dynamic control of the air conditioning [13]. For more information on the usage of this and other sensor networks technologies in the industrial environment see [14], while the security aspects are specifically discussed in [15].

**IT & OT Converge.** Over a long time, sensor networks—in all areas of applications—have been following proprietary protocol stacks. This has been, among others, the case of ZigBee and WirelessHART. Gradually, however, it becomes clear that there is a need for natural, seamless interconnection to the worldwide IT infrastructure (the vision of the Internet of Things—IoT), see [16]. The IETF has recognized this need, and has introduced a set of standards: 6LoWPAN [17], [18] (an adaptation layer which compacts long IPv6 headers so they fit in short frames typical for sensor networks—like IEEE802.15.4 frames), RPL [19] (a routing protocol) and CoAP [20] (an application-layer protocol allowing low-power devices to appear as web servers).

The specific features of TSCH, notably the necessity of harmonization of the time schedules with the routing into a useful protocol stack for industrial applications called, however, for more attention. The first commercial solution SmartMesh IP [21] has additionally motivated the full-scope standardization being currently carried out in the IETF 6TiSCH [22] working group.

Following IETF best practice, standardization is paralleled with implementations by several independent groups, based on various operating systems for low-end IoT devices [23]. In this paper, we will look in particular at implementations in OpenWSN [24], Contiki [25], RIOT [26] and TinyOS [27]. The implementations, as well as interoperability tests among

those independent developments, aim to verify the feasibility of efficient implementation and completeness of the protocols' specifications. In this paper, we closely analyze those projects, and extract the hardware requirements, implementation pain-points and lessons learned from implementing a full combined TSCH/IPv6 based protocol stack for industrial applications.

The remainder of this paper is organized as follows. The details of this protocol stack (Section II) are followed by a discussion detailing identified implementation challenges (Section III). Section IV is devoted to presenting interoperability testing approaches, as well as test and performance measurement results. Finally, Section V concludes this article.

## II. AN IP-BASED PROTOCOL STACK FOR INDUSTRIAL LOW-POWER WIRELESS

### A. Overview of TSCH

Time Synchronized Channel Hopping (TSCH) is a MAC protocol which divides time into slices of fixed length that are grouped in a slotframe. Nodes are synchronized and share the notion of a slotframe which repeats over time. Frequency diversity is used to mitigate effects of multipath fading and to improve robustness against external interference. Channel hopping is achieved by sending successive packets on different frequencies. The channel hopping sequence is fixed and known by all nodes. In a particular cell (a timeslot at a particular frequency), a node may transmit, listen or sleep. The scheduler builds the communication schedule (i.e. allocates communication cells in the slotframe to different pairs of communicating nodes) in order to satisfy the bandwidth, latency and reliability requirements of the applications. The scheduler must keep the number of schedule cells (in which a mote either transmits or listens) to a minimum in order not to waste energy.

IEEE802.15.4-2011 [28]—the version of the IEEE802.15.4 standard before TSCH was introduced—required the radios of relay nodes to be always on. This is because, without time synchronization, a mote cannot know when its neighbor is going to send a frame. This means that motes equipped with a typical IEEE802.15.4-compliant radio (drawing  $10mA$  when receiving) have a battery lifetime of about a week (assuming typical  $2200mAh$  AA batteries). TSCH, through synchronization, allows a mote to keep its radio off over 99% of time, extending its lifetime to years [29]. This is done without requiring any hardware changes, only through smart management of the radio chip.

Similarly, a network using IEEE802.15.4-2011 (*not* TSCH) operates on a single frequency. Single channel operation significantly impacts the reliability of communication. Channel hopping (used in TSCH) provides reliability by exploiting channel diversity to combat external interference and multipath fading [30], [31].

Yet, a missing piece in IEEE802.15.4e TSCH is the network scheduling component, part of the network management plane. This scheduler can be a centralized computer (called Path Computation Element—PCE) or a distributed protocol. A central scheduler gathers information about the network (including topology and application requirements) and computes a near-optimal schedule.

TABLE I  
THE FOUR OPERATING SYSTEMS IMPLEMENTING THE 6TiSCH STACK STUDIED IN THIS PAPER.

Name	Programming Model	Targeted Devices <sup>1</sup>	Supported MCU Families or Vendors	Developed Since	Supported RPL Modes	6LBR Implementation
OpenWSN	event-driven	Class 0 – 2	MSP430, ARM Cortex-M	2010	non-storing	on the host
Contiki	event-driven, protothreads	Class 0 – 2	AVR, MSP430, PIC32, ARM CM, OpenRISC, ARM7, x86	2002	storing	on the mote or the host
RIOT	multi-threading	Class 1 + 2	AVR, MSP430, ARM7, ARM Cortex-M, x86	2012	storing and non-storing	on the mote
TinyOS	event-driven	Class 0 – 2	AVR, MSP430, px27ax, ARM Cortex-M, OpenRISC	2000	storing	on the host

<sup>1</sup> According to RFC7228 [32]: Class 0 devices have  $\ll 10kB$  RAM and  $\ll 100kB$  ROM, Class 1 devices have  $\sim 10kB$  and  $\sim 100kB$  ROM, Class 2 devices have  $\sim 50kB$  and  $\sim 250kB$  ROM.

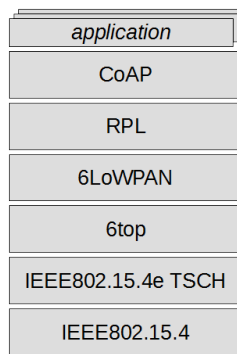


Fig. 2. The 6TiSCH protocol stack. 6top fills the gap between the low-power 6LoWPAN stack and IEEE802.15.4e TSCH.

### B. The 6TiSCH Stack

TSCH technology has been central in widely deployed industrial standards, and has become a *de-facto* technology for industrial monitoring applications. Because they were developed for OT, current TSCH standards do not natively support IPv6. Not having an IPv6 address prevents nodes from seamlessly integrating into the Internet. To work around this limitation, vendors deploy application-layer proxies at the gateway of the network; although this works for small deployments, it does limit end-to-end interoperability between vendors. A native solution is to combine IEEE802.15.4e TSCH with an IPv6-enabled *upper stack* standardized by the IETF. This is precisely the approach taken by the IETF 6TiSCH [22] working group, with the long-term goal to propose a converged IT-OT solution for low-power wireless.

The resulting protocol stack is depicted in Fig. 2, which we call the *6TiSCH stack* for simplicity. The 6TiSCH stack is rooted in the IEEE802.15.4 [28] physical layer, which finds a balance between data rate, range and packet size appropriate for industrial, home, building and environmental applications. IEEE802.15.4e TSCH is the medium access control layer, offering industrial performance (more details in Section II-A). The 6LoWPAN adaptation layer [17], [18] compresses and fragments the (long) IPv6 header so packets fit in (short) IEEE802.15.4 frames; this simple mechanism enables constrained low-power wireless devices to appear as regular hosts on the Internet. The RPL routing protocol [19] introduces

a multi-hop routing structure into the network, so a network can be deployed over an extended area without requiring each node to be within radio range of the gateway device. Finally, CoAP [20] turns every low-power wireless device into a (tiny) web server with which computers on the Internet can interact, much like they interact with traditional web servers.

Because it is IPv6-ready, a network running the 6TiSCH stack easily connects to the Internet. This is done through a generic (application-independent) gateway device which is responsible for 6LoWPAN compaction/inflation. That is, when an IPv6 packet goes from the Internet into the low-power wireless mesh, the gateway compacts the IPv6 header into its equivalent (shorter) 6LoWPAN header. Similarly, the gateway inflates an 6LoWPAN header back into an IPv6 header when a packets leaves the low-power mesh.

The 6top sublayer (Fig. 2) is the *standardization gap* the IETF 6TiSCH working group is filling. IEEE802.15.4e standardizes how to execute a TSCH communication schedule, it does not define how to build and maintain it. And neither does 6LoWPAN, which assumes a connected topology. 6TiSCH defines the architecture and components needed to build the schedule, optimize the operation of the routing protocol and secure communication in the network. 6TiSCH is the final gap to connect operation technologies enabled by TSCH to the information technologies in the Internet.

The 6TiSCH working group was created in October 2013 and has grown to over 300 subscribers. With over 100 face-to-face and virtual meetings since its creation, it benefits from a very active community.

### III. DESIGN AND IMPLEMENTATION CHALLENGES

This sections presents an overview of existing open source implementations of the 6TiSCH stack, and discusses related design and implementation challenges. Our focus on open-source software enables us to compare various technical aspects and implementation choices on the stack's internals. We select the implementations from the following four operating systems: OpenWSN, Contiki, RIOT, and TinyOS, presented in Table I. After a brief overview of the OS' specifics, we review a number of design challenges, and discuss how existing implementations address them.

### A. Open-Source CPS Implementations

**OpenWSN.** The OpenWSN project [24] is an open-source implementation of a fully standards-based protocol stack rooted in the IEEE802.15.4e TSCH link layer, also featuring the IPv6-enabled IETF *upper stack* (6LoWPAN, RPL, CoAP). OpenWSN is the *de-facto* reference implementation of IEEE802.15.4e Time Synchronized Channel Hopping and other standards related to the 6TiSCH working group. The implementation has been ported to 11 popular hardware platforms, from low-end 8-bit micro-controllers to state-of-the-art 32-bit single-chip solutions. OpenMote (<http://www.openmote.com/>), a spin-off company of the OpenWSN project, is commercializing the hugely popular *OpenMote*, an open-hardware modular device which is quickly becoming the *de-facto* low-power wireless hardware platform. The OpenWSN project includes OpenSim, an emulation platform which allows developers to run their firmware on a regular computer, for easier debugging and quicker development. OpenWSN closely tracks the standardization activities at IETF working groups such as 6TiSCH, and has been a catalyst for research around TSCH-related topics on synchronization, power consumption, and security. While the project was started in Prof. Pister's lab at UC Berkeley in 2010, it has grown to an extremely active open-source community, and has received input from over 35 academic and industrial contributors. The OpenWSN source code is released under a BSD license and available on GitHub (<https://github.com/openwsn-berkeley>).

**Contiki.** The Contiki OS was created in 2001, with a focus on Internet connectivity for constrained devices, i.e.  $\sim kB$  of RAM, tens of  $kB$  or ROM. The project, available on GitHub (<https://github.com/contiki-os/contiki>) has a large community in both academia and industry: it has contributors from top universities such as ETH Zurich and Oxford University, and from leading IT companies such as Cisco, Atmel, or ST Microelectronics. Its main article [25] was cited over 1600 times (Google Scholar, May 2015). Contiki has a lightweight event-driven kernel, and uses protothreads, a programming abstraction that compiles sequential source code into events. It is currently supported by tens of different hardware platforms, typically sensor/actuator and IoT nodes. Since 2008, Contiki features a fully certified IPv6 stack. It has been regularly updated ever since with early implementation of IETF protocols for low-power IPv6 connectivity in the IoT, including 6LoWPAN, RPL or CoAP. In 2014, a first implementation of TSCH able to run in 6LoWPAN+RPL networks was released (<https://github.com/EIT-ICT-RICH/contiki>), and is still under development, with partial support for IETF 6TiSCH specifications.

**RIOT.** RIOT is a free, open-source OS developed for the IoT based on a micro-kernel architecture inherited from FireKernel [33], providing real-time capability, multi-threading and IPC support, as well as a tickless scheduler that works without any periodic events. RIOT aims for a developer-friendly programming model and API [26], aiming at similarity to what is experienced on Linux. While the OS is written in C (ANSI99), applications and libraries can be implemented either in C or in C++. RIOT is developed as such since 2012, by a growing, world-wide open source community including both academic and industrial contributors. The source code is available on

GitHub (<https://github.com/RIOT-OS/RIOT>) under LGPLv2.1. To fulfill strong real-time requirements, RIOT enforces constant periods for kernel tasks (e.g. scheduler run, inter-process communication, timer operations). An important prerequisite for guaranteed runtimes of  $O(1)$  is the exclusive use of static memory allocation in the kernel. Constant runtime of the scheduler is achieved by using a fixed-sized circular linked list of threads. RIOT features a variety of network stacks, including (i) *gnrc*, an implementation of the full IPv6/6LoWPAN stack, and (ii) *CCN-lite*, an information-centric networking stack [34], [35], as well as (iii) *OpenWSN* implementations of TSCH and 6TiSCH protocols. Similar to *ports* on BSD, RIOT features a *package* system that allows for easy integration of libraries from third-party providers (this feature is used e.g. to make OpenWSN implementations available in RIOT)

**TinyOS.** As one of the first custom operating systems for resource-constrained networked embedded systems, TinyOS [27] has been a dominant software platform for sensor network research, enabling significant academic research and commercial products for the last fifteen years. The main design goals of minimal resource usage and flexibility are supported by a component-based architecture codified by the nesC language [36], a variant of C. Maximal concurrency under limited resources is supported by an event-driven execution model with two process categories: interrupt service routines and *tasks*—basic deferred processing primitives that are scheduled by a non-preemptive FIFO scheduler. TinyOS uses a three-layer hardware abstraction model that offers a flexible hardware/software interface with combined access arbitration and energy management [37]. Facilitating protocol stack research is another major design goal for TinyOS, and a reason for its popularity. Many academic precursors of today's standardized protocols for low power and lossy networks have been prototyped using TinyOS. Together with Contiki, it was one of the first sensor network operating systems that offer an IPv6 stack [38], with support for 6LoWPAN, RPL and CoAP. Since 2009, it also provides a platform-independent implementation of the IEEE802.15.4-2006 MAC. The TinyOS source is a mature code-base released under a BSD license and available on GitHub (<https://github.com/tinyos/tinyos-main>). Support for the TSCH extensions of IEEE802.15.4e, and partial support for the rest of the IETF 6TiSCH stack have recently been developed as part of the EIT Digital RICH Activity. The source code for these extensions is also made available on GitHub (<https://github.com/EIT-ICT-RICH/tinyos-main>).

### B. Hardware Requirements

The four implementations of IEEE802.15.4e TSCH listed in Section III-A run on a combined set of 11 platforms (see Table II). These platforms range from decade-old two-chip solutions (with one micro-controller and one transceiver chip) to state-of-the-art system-on-chip solutions (a single chip offering both micro-controller and transceiver capabilities). This highlights that TSCH, despite its strict timing requirements, can be implemented on most low-power wireless hardware platforms.

To be able to implement TSCH, the hardware must provide (1) low-power timers and (2) packet timestamping capabilities.

TABLE II  
THE DIFFERENT PLATFORMS ON WHICH THE 6TiSCH STACK WAS PORTED.

	OpenWSN	Contiki	RIOT	TinyOS
OpenMote-CC2538	✓		✓	
SAM R21	✓		✓	
JN516x		✓		✓
TelosB	✓	✓	✓	✓
WSN430	✓		✓	
IoT-lab_M3	✓		✓	
IoT-lab_A8-M3	✓			
OpenMote-STM	✓			
Zolertia Z1	✓	✓	✓	
AgileFox	✓		✓	
GINA	✓			
simulator	✓	✓	✓	

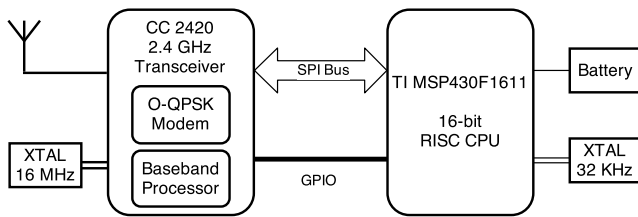


Fig. 3. A 2-chip platform, such as the TelosB, is composed of a micro-controller and a transceiver, interconnected through a digital serial bus and general purpose I/O lines, some of which are interrupt-capable.

It is also necessary (3) that the timers can wake up the microcontroller from a deep sleep mode in a bounded short time. In addition, it might be beneficial if it offers acceleration for the security operations.

Because it is the most common configuration, we use Fig. 3 to illustrate the discussion in this section using a 2-chip platform, where the micro-controller and transceiver chips are connected through a digital interface, typically a Serial Peripheral Interface (SPI) bus. Through that interface, the micro-controller loads the frames to be sent into the radio, switches the transceiver chip between sleep/transmit/receive modes, and reads the received frames. When it receives a packet, a typical transceiver asserts a digital pin connected to the micro-controller, which triggers an interrupt indicating that the received frame can be retrieved over the digital interface.

In TSCH, within a timeslot, several actions occur at precise moments in time. Sender and receiver know exactly when a packet has to be received or sent within the timeslot. This requires precise synchronization between nodes (typically  $< 100\mu s$ ), achieved by periodic clock re-alignment using control or data packets. The synchronization mechanism is based on the ability for the device to record the exact time within the slot at which a packet is sent or received. Usually, a hardware timer with capture capability is used, and the capture functionality is triggered by the transceiver interrupt. The recorded timestamp is used to determine the deviation of the current clock counter from the ideal time. The correction is then applied at the end of the slot by enlarging or reducing its size.

The low-power timers should be able to operate at a frequency not less than  $32kHz$ , and provide at least one capture/compare register. A maximum drift below  $20ppm$

is desirable, but higher drift rates can be compensated with advanced clock synchronization protocols such as Gradient Time Synchronization Protocol (GTSP) [39], adaptive synchronization techniques [40], or external clock synchronization via e.g. GPS. It is also necessary for timers to be able to wake up the micro-controller from deep sleep modes with bounded delay. The timer frequency introduces a basic trade-off between energy-efficiency and precision, which may, in turn, affect the overall network synchronization and efficiency.

IEEE802.15.4e defines link-layer security mechanisms in which all frames are authenticated and/or encrypted. Encrypting and authenticating a frame takes time, especially if no hardware acceleration is available. This has a direct impact on the minimal duration of a timeslot. Ideally, a timeslot is as short as possible to increase the throughput and efficiency of the network, and lower the communication latency. Yet, because a node needs to decrypt a data packet then encrypt the link-layer acknowledgment, security often impacts the achievable duration of a timeslot, which can vary from  $8ms$  to  $80ms$  depending on the availability of hardware acceleration for security.

Besides energy, memory is typically the most scarce resource on any IoT platform. Some of these constrained nodes—categorized as *Class 0* devices in RFC7228—provide only a couple of  $kB$  of RAM and some tens of  $kB$  of ROM. While the implementation of the TSCH state machine itself has a tiny memory footprint (less than  $4kB$  of ROM and  $1kB$  of RAM in OpenWSN), some memory has to be reserved for neighbor information and packet queues. The amount of data for storing neighbor information mainly depends on the density of the network. The size of the packet queue depends mostly on the traffic load and the density of the schedule. As upper layers are typically agnostic to the slotted behavior of the link layer, TSCH has to queue data from these upper layers until a matching timeslot occurs. An entry in the packet queue in OpenWSN, for instance, consumes about 240 bytes for payload and metadata.

### C. Hardware/Software Interface

Due to the relative novelty of the standard, at the moment, there is scarcity of transceiver chips that provide native support for the IEEE802.15.4e TSCH extensions. As a result, most current solutions rely on software implementation of the missing functionality on top of the generic services provided by the hardware platform. For portability and abstractions, the OS's define their own hardware/software interface on top of which the 6TiSCH stack is implemented. This interface is critical when it comes to achieving the strict timing requirements of TSCH.

Beyond achieving the pure functional requirements, the hardware/software interface has competing goals. It must (1) raise the level of abstraction and make the upper layers portable while (2) being able to exploit platform-specific features required for high performance. The above goals have to be achieved within the constraints of the given operating system, in terms of the supported execution models and code organization principles. In the following, we discuss the major roadblocks to attaining these goals and the strategies applied by the surveyed TSCH stack implementations.



1) *Timers*: Timers are fundamental hardware peripherals to support a TSCH implementation. A 6TiSCH protocol stack requires several actions to take place at certain moments in time, such as waking up for listening or transmitting. For those tasks, a general purpose timer, usually virtualized (for multiplexing), is implemented using a hardware timer with at least one counter and one compare register. As illustrated in Fig. 4, virtualization is achieved by keeping a sorted list of pending timers, and using the hardware timer to trigger an event for the earliest moment at which the next one is scheduled.

Internal timeslot timing is usually controlled by another hardware timer (the bottom timer in Fig. 4). It is desirable to be able to program its period so an event is triggered when the period overflow occurs. At this time, the counter is reset and starts counting again. The compare register is used to trigger the different actions within the timeslot.

The ability to put the micro-controller in a deep sleep mode, and be able to wake it up with a timer interrupt is another major requirement for energy-efficient TSCH implementations. This allows the system to minimize the energy consumption during the inactive phases within the slot. A major design consideration is then the trade-off between the energy savings offered by a given deep sleep state, the maintained clock sources, and the time needed by the micro-controller to wake up from it.

While the surveyed operating systems have slight differences in the timer implementations and how they are virtualized, the general concept is replicated in all of them: leveraging a dedicated timer for the TSCH implementation and a separate set of virtualized timers for the rest of the system with less time-sensitive operations. The system timers can be based on an OS tick counter as in Contiki, or mapped to another HW timer as in OpenWSN and TinyOS. A particular attention has to be dedicated to the synchronization of the different timers (which can have different resolutions) and the inaccuracies in converting from one time base to the other. Since many durations in the IEEE802.15.4 standard are specified in terms of symbol periods, using a symbol period clock source from the transceiver (e.g. a 62500 Hz free-running clock) for the TSCH timer might be beneficial, especially in scenarios where coexistence with other modes of the IEEE802.15.4 standard is necessary.

2) *Transceiver*: The transceiver is the second element that guides the state machine transitions in the TSCH slot. Transceivers are complex hardware components that in most cases are not part of the platform MCU but instead are connected through an internal bus (e.g. SPI). A major aspect to be considered is the latency introduced by the serial communication between the MCU and the transceiver. Timestamping of packets is carried out when the *Start Frame Delimiter* (SFD) is detected, meaning that a counter capture in the TSCH timer needs to be performed. This can be achieved in multiple ways, but a common approach is to connect the transceiver interrupt line to the timer capture pin. This enables automatic timestamping with almost zero bias.

Most of current radio transceivers are still not implementing the latest version of the IEEE802.15.4e TSCH, meaning that features such as automatic ACKs need to be disabled as they are designed for CSMA/CA implementations of the protocol.

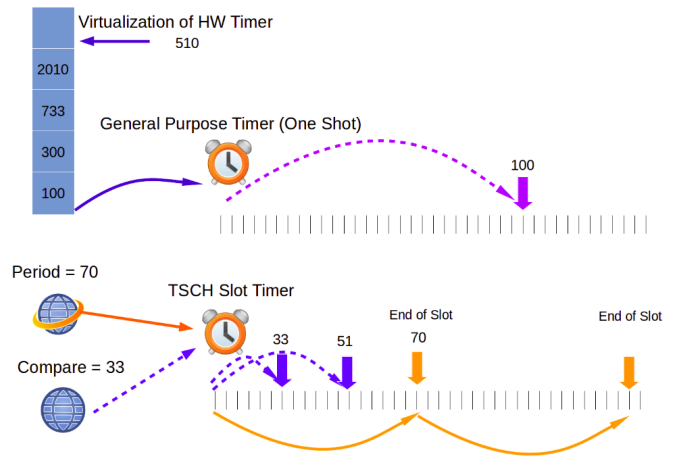


Fig. 4. Example of timers structure in OpenWSN. The concept is similar in Contiki, RIOT and TinyOS implementations. General purpose timers are virtualized while the MAC layer uses a dedicated HW timer.

At the same time, features like source and address filtering, PANID matching and automatic CRC calculation etc, might simplify developers task, but tighten the coupling of the low-level driver to the hardware platform.

New single-chip SoCs offer improved performance and reduced HW and firmware complexity by eliminating the serial bus communication between the MCU and the transceiver. Communication is done through direct memory access, or dedicated memory registers devoted to transceiver operation. In this case, it is desirable that HW vendors provide hardware timestamping capabilities at the register level.

From the four OS's studied, we identified the following minimal set of primitives for transceiver control:

- `radioOn()`: enables the radio and sets it in receiver mode.
- `radioOff()`: turns off the radio.
- `radioLoadPacket()`: loads a packet into the radio. Might use SPI bus or direct memory access if SoC.
- `radioGetReceivedPacket()`: retrieves the packet buffer from the radio once received.
- `radioTxNow()`: tells the radio to start sending the SFD and the subsequent byte stream immediately.
- `radioStartOfFrameTimestamp()`: used to detect when the SFD is received or sent by the radio, enabling precise timestamping.
- `radioEndOfFrameTimestamp()`: indicates the end of the reception or transmission and is used to trigger next steps in the TSCH state machine.

Analyzing the current implementations and how they combine the timer and the transceiver services, shows that more optimal transceiver services can significantly simplify the implementation of TSCH and TSCH-like protocols. For example, having hardware-supported timer-triggered primitives in the form *transmit at time t* or *transmit in  $\Delta t$* , as well as the possibility to automatically cancel such commands when they cannot be completed within the pre-allocated time, can be very convenient and reduce the need for precise timing control in the software implementation. A more complete baseband interface for TSCH should also offer automatic generation of

ACKs with time correction information elements, as well as support for retransmissions, Clear Channel Assessment (CCA) and backoff mechanisms for shared links.

3) *Board-Support Packages*: An emerging trend from chip producers is to promote the use of *Board-Support Package* (BSP) libraries that hide the raw register-level HW access. This provides more freedom for the chip producers to innovate on the hardware level while not breaking portability with existing software solutions. Some typical examples are the Jennic SDK Libraries from NXP or the MSP Driver Library from Texas Instruments.

Such low-level libraries can have both positive and negative impacts. On the one hand, they raise the level of abstraction and simplify the use of the hardware. On the other hand, if the abstractions are not aligned with the specific requirements of IEEE802.15.4e, they can have detrimental impact on the performance. Moreover, the duration of the different operations handled by these libraries might be unknown and/or unpredictable (particularly if the source code is not available).

Closed BSP libraries also prevent independent research on new standard extensions, more efficient implementations, or new usages of the underlying technology. As we target new and more challenging CPS scenarios, or explore impact of phenomena like capturing effect and constructive interference [41], it is important to maintain the possibility for very low-level access to the hardware, even on commercial transceiver chips [42]. In absence of such low-level access, evaluation of even small changes in the built-in baseband processing requires experimentation using separate software-defined radio platforms.

#### D. Upper and Lower Stack

Hard real-time support for a general purpose OS is difficult to achieve and for none of the four surveyed OS's real-time behavior has been formally proven. The event-driven systems support execution models with two process categories: interrupt service routines (ISRs) for the asynchronous and latency-sensitive code, and tasks or threads as deferred execution constructs for the serial and less latency-sensitive code. On a preemptive, multi-threading system, ISRs are usually kept as short as possible, and latency-sensitive code is executed with a high priority task.

Many modern micro-controllers allow to specify priorities for certain interrupt sources. This can be used to prioritize the critical timer and radio interrupts for TSCH. For older architectures, low-priority interrupt sources (such as UART or GPIOs connected to sensors) have to be either disabled completely or after crossing a certain threshold during time-critical periods.

As a result, for both types of OS's, the implementation of the full stack is typically split in two parts: (i) the time-sensitive TSCH functions are implemented in *interrupt mode* and (ii) the upper protocol layers are implemented in *task mode*.

A significant source of complexity in the lowest levels of the stack is the implementation of the state machine of the TSCH protocol. As mentioned above, this state machine is typically realized as low-level event-driven code that directly reacts to timer or transceiver interrupts. In contrast to the

synchronous upper layers, that can leverage process categories like tasks or threads, this code is typically implemented rather monolithically, without structural and scheduling support from the operating system. Recently, dedicated software frameworks for this low-level and latency-sensitive MAC code have been proposed, that can improve the developer productivity and the robustness [43].

Another key concept is the decoupling of the underlying TSCH slot operation, usually asynchronous and guided by hardware interrupts (i.e. timers and radio activity) from upper-stack operation. This decoupling of the upper layers from the MAC protocol represents a challenge and usually can be seen as an asynchronous communication between two independently working subsystems. The interactions are asynchronous and use mechanisms such as queues, semaphores and deferred interrupts to delegate the execution between each other. Certain mechanisms on the upper layers require direct information about the status of the underlying MAC layer, this includes the routing protocol, the network scheduler and the control and management planes.

Packets are handled by queues which may have different priorities. Elements in the queues are extracted according to the required actions in particular slots. For example, a transmission slot from node A to node B will consume the first packet (if any) whose destination address is B, otherwise the slot will not be used despite the possibility that there are other packets waiting to be sent to other nodes. Although this might seem inefficient, the scheduled operation of the network ensures optimal behavior and avoids contention despite some times having idle listening slots if traffic is bursty. For the latter, efficient dynamic scheduling and over-provisioning techniques are widely used by vendors of this technology.

As an example of integration between the OS and the stack, we look at RIOT which handles OpenWSN as a single thread with maximum priority to ensure that all deadlines are met. However, ongoing work is splitting this thread up into one thread for packet reception, one thread for sending a packet down the stack, and one thread for handling timer events and informing the upper stack about the success of packet transmission (after the corresponding ACK has been received). RIOT shows that it is possible to combine the TSCH requirements with an RTOS, which brings a key advantage for demanding applications where high sensor sampling rates are combined with TSCH networks.

To better understand the flow of a packet in a typical 6TiSCH stack, and how interactions with upper and lower layers happen, we go through a simple example. Assume a CoAP packet is created by an application sampling a temperature sensor. The payload of the packet is filled with the sensor reading and the CoAP header appended to the packet. This packet is kept in a memory buffer or queue that is used across layers in order to avoid copying bytes in memory. The UDP headers are also added and the packet is then moved to the 6LoWPAN layer where routing extension headers, IP-in-IP encapsulation and the 6LoWPAN header are appended. Finally, at the 6top layer, the packet is appended with the IEEE802.15.4 header and inserted in the corresponding TSCH queue. Asynchronously to this, the TSCH MAC layer keeps executing actions slot by slot. At the beginning of the slot (or at the end of the previous)



it determines if the next/current slot is active. If so, it looks at the schedule to see what action should be taken, and polls the queue for a packet which is addressed at the target of the current slot. If the packet exists, it is retrieved from the queue and sent to the radio either by serialization through an SPI bus or by direct memory access on a single-chip platform. When the ACK for this packet is received, or the number of retransmissions has reached a maximum value, 6top is notified and the packet is removed from the queue.

#### IV. INTEROPERABILITY AND EARLY RESULTS

In this section, we review how TSCH implementations interoperate and connect to the Internet, and present performance measurements providing insightful reality checks.

##### A. Internet Integration

A gateway node, known as *IPv6 Low Power Border Router* (6LBR)—see Section II—is in charge of adapting and routing IPv6 packets to and from the 6TiSCH network. The 6LBR is a fundamental network component which manages the routing control plane, including source routes. It acts as sub-network routing root and time source neighbor of first hop nodes. There are two general approaches: the 6LBR can be running either on a computer or a wireless node.

**6LBR on a Computer.** In OpenWSN and Contiki, the 6LBR runs on a computer. The mote connected to the 6LBR acts as a link-layer bridge, relaying packets from the 6LBR over a serial interface to/from the 6TiSCH network. OpenWSN implements the 6LBR in a Python application called `OpenVisualizer`. The application is connected to the link-layer bridge via a serial port, and to the computer’s IP stack and in turn the Internet through a `tun` virtual interface. `OpenVisualizer` acts both as a router and 6LoWPAN compactor: it replicates all traffic intended to the PAN over the link-layer bridge, and directs other traffic to the `tun` virtual interface. Contiki operates in a similar way, with a SLIP serial interface on one side and a `tun` virtual interface on the other. A notable difference is that this 6LBR is obtained by compiling and running Contiki as a Unix process (ARM7 or x86). Therefore, the 6LBR runs the same implementation as other nodes in the network, but compiled for Unix and with a dual interface, rather than for a IEEE802.15.4 node.

**6LBR on a Wireless Node.** A different approach consists in running the 6LBR on a wireless node, connected if needed to a host computer with external network access. This is the approach followed by TinyOS, RIOT, and optionally Contiki. In RIOT, the 6LBR is implemented on the mote by providing full IPv6 and multiple interface support. Packets are transmitted over the serial port using SLIP encapsulation and are received by a `tun` virtual interface on the host side. The TinyOS implementation is similar. The `PppRouterC` application is installed on the gateway node and advertises itself as a RPL DODAG root, tunneling packets with the host over a PPP bridge. Contiki can also run as a 6LBR on a node, tunneling packets via SLIP. A native program on the host, `tunslip6`, is in charge of routing IPv6 traffic to/from the PAN.

##### B. Memory Footprint

To demonstrate the practicality of the 6TiSCH stack and its usability on constrained devices, Table III presents full-image footprints for the four open source implementations. The images include a basic 6TiSCH stack, a 6TiSCH minimal schedule, 6LoWPAN and RPL. Note that we are interested in orders of magnitude rather than exact numbers here, as different platforms and OS’s have their own properties and feature sets.

Our measurements, as depicted in Table III, show that the 6TiSCH stack is able to run on systems with a few *kB* of RAM and a few tens of *kB* of Flash. This leaves significant space for various applications in Class 1 or Class 2 devices, and may even be practical, in simple scenarios, for Class 0 devices.

TABLE III  
CODE FOOTPRINT OF THE 6TiSCH IMPLEMENTATIONS.

	OpenWSN	Contiki		RIOT	TinyOS
	TelosB	TelosB	JN516x	TelosB	JN516x
Flash	31428B	45415B	47628B	39492B	67298B
RAM	3831B	3794B	11823B	5011B	17148B

In Table IV, the memory consumption per layer is shown (using the OpenWSN implementation on a TelosB). The table also presents the memory overhead that is introduced for multi-threading features if the stack is built on RIOT.

TABLE IV  
MEMORY FOOTPRINT OF THE SEVERAL LAYERS OF THE 6TiSCH IMPLEMENTATION IN OPENWSN AND RIOT, ON THE TELOS B.

OS	Layer/Module	Flash	RAM
OpenWSN	IEEE 802.15.4	838 B	0 B
OpenWSN	IEEE 802.15.4e TSCH	13242 B	559 B
OpenWSN	6top	3978 B	16 B
OpenWSN	6LoWPAN	2398 B	0 B
OpenWSN	IPv6	1458 B	0 B
OpenWSN	ICMPv6	1976 B	104 B
OpenWSN	TCP	3006 B	38 B
OpenWSN	UDP	548 B	0 B
OpenWSN	CoAP	1322 B	6 B
OpenWSN	Cross-Layer	3744 B	2292 B
RIOT	Scheduler	516 B	110 B
RIOT	Threading	383 B	610 B
RIOT	IPC	1160 B	0 B

##### C. Multi-threading

We run micro-benchmarks to evaluate RIOT’s multi-threading feature, in particular in terms of overhead due to Inter-Process Communication (IPC). On an IoT-lab\_M3 node (equivalent to an Arduino Due with an IEEE802.15.4 radio, see [44]) running RIOT, we measure that IPC on average requires around 550 CPU cycles, which is only one order of magnitude more than a function call. Running at typical frequencies (40-80MHz) we observe that context switch requires less than 14  $\mu$ s on off-the shelf IoT hardware (based on ARM Cortex-M3). This fits the requirements of most applications, as well as the stringent timeslot requirements of TSCH (a typical timeslot being 10ms long).

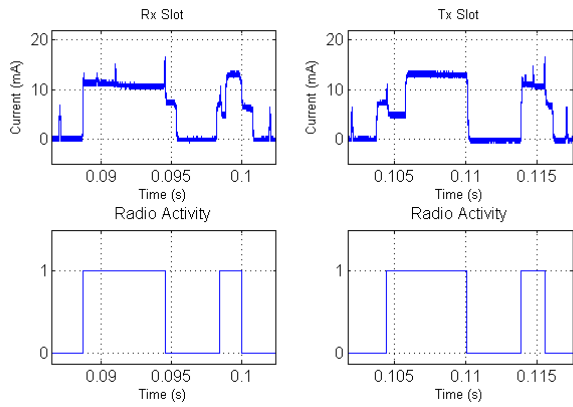


Fig. 5. Energy consumption with OpenWSN for a  $15ms$  active slot (left Rx, right Tx), measured on 2-chip platform featuring a TI MSP430 micro-controller and Atmel AT86RF231 radio connected through an SPI bus. At the bottom, a pin indicates when the radio is active. From the energy trace, we can see when the micro-controller is active, when the radio is active, and the SPI activity. Packets are 127B long.

TABLE V

PERFORMANCE OF CONTIKI'S 6TiSCH IMPLEMENTATION ON A 98-NODE TESTBED. RPL + TSCH DATA COLLECTION AT 1-MIN PACKET INTERVAL.

	Delivery Ratio	Latency	Radio Duty Cycle
Always-on	99.910 %	126 ms	100.0 %
6TiSCH Minimal (3-slot slotframe)	99.870 %	349 ms	3.1 %
6TiSCH with Orchestra Scheduler	99.996 %	514 ms	1.6 %

#### D. Energy Profile

Fig. 5 depicts the energy consumed during an active slot for a 2-chip platform running OpenWSN. The mote consumes most of its energy during the time a packet is being prepared, transmitted or received. The measurements confirm that the used off-the-shelf hardware is indeed performing as expected under these protocols specifications, in terms of the energy consumption envelope. As outlined in Section III, TSCH ensures close to optimal energy consumption since the radio is only on when transmitting the packet and receiving the acknowledgment.

The presented TSCH implementations can further improve the energy footprint by putting the rest of the system in deep energy-saving mode during long stretches of inactive slots, waking-up just in time for an active slot. For example, the TinyOS implementation wakes the system one slot before an imminent active slot, and goes back to energy-saving mode as long as the schedule has a gap of two or more inactive slots. On platforms like the JN5168x, that offer a built-in *transmit at time t* primitive, additional savings can be achieved by dozing the CPU within the active slot too, e.g. between the time the Tx is scheduled and the actual transmission of the packet.

#### E. Full System Testbed Experiments

We run a full system experiment with Contiki's implementation of the 6TiSCH stack in the Indriya testbed [45], with 98 TelosB nodes spanning 3 floors in an office building. Our

experiment consists in a periodic data collection with 1-min packet interval, i.e. the gateway receives an end-to-end packet every  $612ms$ , on average. The network runs RPL in storing mode with ETX as routing metric. The experiments last  $1h$ , and we exclude the first  $10min$  to account for RPL convergence time. We run every experiment at least 5 times, and show mean performance across all runs.

We consider three different scenarios: (1) *always-on*, where TSCH is disabled, and nodes use the traditional always-on CSMA MAC of IEEE802.15.4-2011 [28]; (2) 6TiSCH Minimal [46], where TSCH is enabled with a simple 6TiSCH minimal schedule with a slotframe of length 3. In this setup, all nodes wake up simultaneously every third slot, to either transmit or listen. This results in contention-based medium access. The 6TiSCH minimal schedule is designed for network bootstrap rather than to run actual applications. We include this setup nonetheless as a baseline for TSCH. Finally (3), we run Contiki's autonomous TSCH scheduler, *Orchestra* [47]. In this case, TSCH slotframes and slots are allocated in a distributed manner, autonomously at every node, following RPL topology information. Nodes maintain a transmit slot to their preferred parent, at a time offset calculated as a hash of the parent's MAC address. Similarly to the 6TiSCH minimal schedule, this scheduler also uses a globally shared slot for broadcast, repeating every 31 slots.

Our results are summarized in Table V. Note that the topology built by RPL results in an average distance to the root of 4.2 hops, and a density of 16 (neighbors per node). Overall, all setups achieve high reliability, in particular 6TiSCH with the Orchestra scheduler, with 99.996% end-to-end delivery ratio. The *always-on* case achieves the lowest latency, as nodes transmit as soon as they can. This, however, leads to a radio duty cycle of 100%. With 6TiSCH, nodes can be put to sleep most of the time to save energy. In our runs, the radio chip was turned on only 1.6% to 3.1% of the time, yielding an end-to-end latency in the order of half a second. All experiments are with simple, contention-based schedules, and with an early prototype of the 6TiSCH stack. We expect more mature implementations with full-featured distributed or centralized schedulers to achieve even lower latency and lower duty cycles.

The presented open source implementations are currently under evaluation in different deployment contexts. For example, a testbed-based evaluation of a decentralized scheduler implementation, based on OpenWSN is presented in [48]. In addition, the Contiki TSCH implementation on the JN5168x platform, is currently being evaluated as a component of a system for remote monitoring of a 200m long railway bridge over the river Llobregat near Barcelona, and for monitoring the health of machine bearings in a factory automation setting. Both of these deployments are part of the EIT Digital RICH Activity.

#### F. Interoperability

Even though the implementations are in early stages, they successfully demonstrate that TSCH can be implemented on a wide range of off-the-shelf hardware, using a variety of software approaches, and nicely complement the already well-adopted commercial solutions such as SmartMesh IP [21]. We expect

TABLE VI  
CURRENT INTEROPERABILITY LEVEL AMONG THE DIFFERENT 6TiSCH STACKS. O: OPENWSN, C: CONTIKI, T: TINYOS. RIOT RUNS OPENWSN AS A NETWORK STACK.

	O + C	C + T	T + O
TSCH joining process	✓	✓	✓
TSCH packet format	✓	✓	✓
TSCH time synchronization	✓	✓	✓
TSCH frame security	✓		
6TiSCH security architecture	✓		
6TiSCH RPL-TSCH rank mapping	✓	✓	
6TiSCH RPL-TSCH parent mapping	✓	✓	
RPL packet format	✓	✓	✓
RPL multi-hop communication		✓	✓

6TiSCH technology to keep growing quickly and be massively adopted, first by industrial, then commercial applications.

An important aspect is their compliance with the Minimal 6TiSCH Configuration [46] which proposes the simplest configuration so different implementations/products can interoperate, mostly motivated by the wide set of configurations supported by the IEEE802.15.4e TSCH standard. The Minimal 6TiSCH configuration ensures that compliant applications are able to form a network, parse Enhanced Beacons and agree on a timeslot size and structure. The IETF 6TiSCH working group periodically organizes interoperability events such the plugfests at IETF89 and IETF90 (2014) and the first ETSI 6TiSCH plugtests at IETF93 (2015).

We summarize the result of the 6TiSCH plugtest [49], with a focus on interoperability between TinyOS, Contiki and OpenWSN. Table VI presents some of the interoperability results considering simple TSCH synchronization and joining, and the ability of the implementations to fully parse each other’s MAC layer frames and commands. In addition, the early 6TiSCH specification such as the minimal configuration has also been evaluated, showing a very good interoperability between Contiki and OpenWSN except for the fact that one uses RPL Storing Mode of operation while the other uses Non-Storing. In contrast, TinyOS and OpenWSN have been able to interoperate at the RPL level and at the MAC level (being able to synchronize and join one and another), but due to the early stages of development, they still require some more effort to fulfill complete 6TiSCH interoperability. TinyOS and Contiki are currently able to interoperate both at MAC and RPL level, with exclusion of the security features and with minor incompatibility issues due to the default header compression options in the respective 6LoWPAN implementations.

V. CONCLUSION

This article has introduced emerging standards for low-power wireless IP-based industrial communications, and focused on open standards enabling IP-based communication on top of low-power and lossy networks such as those developed by 6TiSCH. Through the article, and from a first-hand experience—the current state of the standardization process—major issues under discussion and future aspects to be addressed have been outlined. Based on our experience while implementing those standards, and from four different angles (OpenWSN, Contiki, RIOT, TinyOS), we outline major requirements and lessons

learned. We show the common aspects within the four open-source implementations which we believe will facilitate massive industrial adoption and sound architectural design. We believe that they propose a clear approach to implementing TSCH technologies on off-the-shelves hardware platforms. Finally, we present insights from early performance evaluations, provide guidelines for chip manufacturer and implementers of those new trend standards.

VI. ACKNOWLEDGMENT

This work was partly supported by the distributed environment Ecare@Home funded by the Swedish Knowledge Foundation 2015-2019, by the EIT Digital RICH Activity, by ANR within SAFEST project (ANR-11-SECU-004), and by VINNOVA (Sweden’s Innovation Agency). The authors thank Jasper Büsch and Moksha Birk for their work on the TinyOS implementation and their valuable comments.

REFERENCES

- [1] J.-D. Decotognie and P. Pleinvevaux, “A Survey of Industrial Communication Networks,” *Annals of Telecommunications*, vol. 48, no. 9-10, pp. 435–448, 1993, [invited paper].
- [2] A. Lessard and M. Gerla, “Wireless Communications in the Automated Factory Environment,” *IEEE Network*, vol. 2, no. 3, pp. 64–69, 1988.
- [3] J. Jubin and J. Tornow, “The DARPA Packet Radio Network Protocols,” *Proceedings of IEEE*, vol. 75, no. 1, pp. 21–32, 1987.
- [4] A. Willig, K. Matheus, and A. Wolisz, “Wireless Technology in Industrial Networks,” *Proceedings of the IEEE*, vol. 93, no. 6, pp. 1130–1151, 2005.
- [5] K. S. J. Pister and L. Doherty, “TSMP: Time Synchronized Mesh Protocol,” in *International Symposium on Distributed Sensor Networks (DSN)*. Orlando, Florida, USA: IASTED, November 2008.
- [6] L. Doherty, W. Lindsay, and J. Simon, “Channel-Specific Wireless Sensor Network Path Data,” in *International Conference on Computer Communications and Networks (ICCCN)*. IEEE, 13-16 August 2007.
- [7] *WirelessHART Specification 75: TDMA Data-Link Layer*, HART Communication Foundation Std., Rev. 1.1, 2008, hCF\_SPEC-75.
- [8] F. Foundation, “Fieldbus Foundation, HART and PROFIBUS Organizations Launch Wireless Cooperation Team,” Fieldbus Foundation, Austin, Texas, Tech. Rep., September 2007, [press release].
- [9] *IEEE802.15.4e-2012: IEEE Standard for Local and metropolitan area networks—Part 15.4: Low-Rate Wireless Personal Area Networks (LR-WPANs) Amendment 1: MAC sublayer*, IEEE Computer Society Std., Rev. IEEE Std 802.15.4e-2012, 16 April 2012.
- [10] Linear Technology, Dust Networks, “Scalable, Cost-Effective Water Usage Monitoring to GlaxoSmithKline,” 2012. [Online]. Available: <http://www.linear.com/docs/41383>
- [11] —, “Reducing Traffic and Pollution, Making Happier Citizens and More Cost Efficient Cities,” 2012. [Online]. Available: <http://www.linear.com/docs/41387>
- [12] Worldsensing S.L., “LoadSensing Monitors Barcelonas Olympic Indoor Arena,” 2013. [Online]. Available: <http://www.loadsensing.com/projects>
- [13] Linear Technology, Dust Networks, “Close the Loop on Energy Management at the California Franchise Tax Board,” 2012. [Online]. Available: <http://www.linear.com/docs/41384>
- [14] V. C. Gungor and G. P. Hancke, *Industrial Wireless Sensor Networks: Applications, Protocols, and Standards*, V. C. Gungor and G. P. Hancke, Eds. CRC Press, 2013.
- [15] D. Christin, P. S. Mogre, and M. Hollick, “Survey on Wireless Sensor Network Technologies for Industrial Automation: The Security and Quality of Service Perspectives,” *Future Internet*, vol. 2, no. 1, pp. 96–125, 2010.
- [16] J. Ko, J. Eriksson, N. Tsiftes, S. Dawson-Haggerty, J. Vasseur, M. Durvy, A. Terzis, A. Dunkels, and D. Culler, “Beyond Interoperability – Pushing the Performance of Sensor Network IP Stacks,” in *Conference on Embedded Networked Sensor Systems (SenSys)*. ACM, 1-4 November 2011.
- [17] G. Montenegro, N. Kushalnagar, J. Hui, and D. Culler, *Transmission of IPv6 Packets over IEEE 802.15.4 Networks*, IETF Std. RFC4944, September 2007.

- [18] J. Hui and P. Thubert, *Compression Format for IPv6 Datagrams over IEEE 802.15.4-Based Networks*, IETF Std. RFC6282, September 2011.
- [19] T. Winter, P. Thubert, A. Brandt, J. Hui, R. Kelsey, P. Levis, K. Pister, R. Struik, J. Vasseur, and R. Alexander, *RPL: IPv6 Routing Protocol for Low-Power and Lossy Networks*, IETF Std. RFC6550, March 2012.
- [20] Z. Shelby, K. Hartke, and C. Bormann, *The Constrained Application Protocol (CoAP)*, IETF Std. RFC7252, June 2014.
- [21] T. Watteyne, L. Doherty, J. Simon, and K. Pister, "Technical Overview of SmartMesh IP," in *International Workshop on Extending Seamlessly to the Internet of Things (esIoT)*, Taiwan, 3-5 July 2013.
- [22] P. Thubert, *An Architecture for IPv6 over the TSCH mode of IEEE 802.15.4*, IETF Std. draft-ietf-6tisch-architecture-08 [work-in-progress], May 2015.
- [23] O. Hahm, E. Baccelli, H. Petersen, and N. Tsiftes, "Operating Systems for Low-End Devices in the Internet of Things: a Survey," *IEEE Internet of Things Journal*, 2016.
- [24] T. Watteyne, X. Vilajosana, B. Kerkez, F. Chraim, K. Weekly, Q. Wang, S. Glaser, and K. Pister, "OpenWSN: A Standards-Based Low-Power Wireless Development Environment," *Transactions on Emerging Telecommunications Technologies (ETT)*, vol. 23, no. 5, pp. 480–493, 2012.
- [25] A. Dunkels, B. Gronvall, and T. Voigt, "Contiki - A Lightweight and Flexible Operating System for Tiny Networked Sensors," in *International Conference on Local Computer Networks (LCN)*. IEEE, 2004.
- [26] E. Baccelli, O. Hahm, M. Günes, M. Wählisch, and T. C. Schmidt, "RIOT OS: Towards an OS for the Internet of Things," in *Conference on Computer Communications Workshops (INFOCOM WKSHPs)*. Turin, Italy: IEEE, 14-19 April 2013, pp. 79–80.
- [27] P. Levis, S. Madden, J. Polastre, R. Szewczyk, K. Whitehouse, A. Woo, D. Gay, J. Hill, M. Welsh, E. Brewer, and D. Culler, "TinyOS: An Operating System for Sensor Networks," in *Ambient Intelligence*. Springer Berlin Heidelberg, 2005, pp. 115–148.
- [28] *IEEE802.15.4-2011: Low-Rate Wireless Personal Area Networks (LR-WPANs)*, IEEE Computer Society Std., Rev. IEEE Std 802.15.4-2011, 5 September 2011.
- [29] X. Vilajosana, Q. Wang, F. Chraim, T. Watteyne, T. Chang, and K. Pister, "A Realistic Energy Consumption Model for TSCH Networks," *IEEE Sensors*, vol. 14, no. 2, pp. 482–489, February 2014.
- [30] T. Watteyne, A. Mehta, and K. Pister, "Reliability Through Frequency Diversity: Why Channel Hopping Makes Sense," in *Symposium on Performance Evaluation of Wireless Ad Hoc, Sensor, and Ubiquitous Networks (PE-WASUN)*. ACM, 2009, pp. 116–123.
- [31] P. Tuset-Peiro, A. Angles-Vazquez, J. Lopez-Vicario, and X. Vilajosana-Guillen, "On the Suitability of the 433 MHz band for M2M Low-power Wireless Communications: Propagation Aspects," *Transactions on Emerging Telecommunications Technologies (Wiley)*, vol. 25, no. 12, pp. 1154–1168, 2014.
- [32] C. Bormann, M. Ersue, and A. Keranen, *Terminology for Constrained Node Networks*, IETF Std. RFC7228, May 2014.
- [33] H. Will, K. Schleiser, and J. H. Schiller, "A Real-Time Kernel for Wireless Sensor Networks Employed in Rescue Scenarios," in *International Conference on Local Computer Networks (LCN)*. IEEE, October 2009.
- [34] "CCN Lite: Lightweight implementation of the Content Centric Networking protocol," 2014. [Online]. Available: <http://ccn-lite.net>
- [35] E. Baccelli, C. Mehliis, O. Hahm, T. C. Schmidt, and M. Wählisch, "Information Centric Networking in the IoT: Experiments with NDN in the Wild," in *Conference on Information-Centric Networking (ICN)*. New York, NY, USA: ACM, 2014, pp. 77–86.
- [36] D. Gay, P. Levis, R. von Behren, M. Welsh, E. Brewer, and D. Culler, "The nesC Language: A Holistic Approach to Networked Embedded Systems," *SIGPLAN Not.*, vol. 38, no. 5, pp. 1–11, May 2003.
- [37] K. Klues, V. Handziski, C. Lu, A. Wolisz, D. Culler, D. Gay, and P. Levis, "Integrating Concurrency Control and Energy Management in Device Drivers," in *Symposium on Operating Systems Principles (SIGOPS)*. New York, NY, USA: ACM, 2007, pp. 251–264.
- [38] J. W. Hui and D. E. Culler, "IP is Dead, Long Live IP for Wireless Sensor Networks," in *Conference on Embedded Network Sensor Systems (SenSys)*. ACM, 2008, pp. 15–28.
- [39] P. Sommer and R. Wattenhofer, "Gradient Clock Synchronization in Wireless Sensor Networks," in *International Conference on Information Processing in Sensor Networks (IPSN)*. San Francisco, CA, USA: IEEE, 13-16 April 2009, pp. 37–48.
- [40] D. Stanislawski, X. Vilajosana, Q. Wang, T. Watteyne, and K. Pister, "Adaptive Synchronization in IEEE802.15.4e Networks," *IEEE Transactions on Industrial Informatics*, vol. 10, no. 1, pp. 795–802, 2014.
- [41] F. Ferrari, M. Zimmerling, L. Thiele, and O. Saukh, "Efficient Network Flooding and Time Synchronization with Glossy," in *Information Processing in Sensor Networks (IPSN)*, 2011 10th International Conference on, April 2011, pp. 73–84.
- [42] I. Tinnirello, G. Bianchi, P. Gallo, D. Garlisi, F. Giuliano, and F. Gringoli, "Wireless MAC processors: Programming MAC Protocols on Commodity Hardware," in *INFOCOM, 2012 Proceedings IEEE*, Orlando, Florida, USA, March 2012, pp. 1269–1277.
- [43] P. D. Mil, B. Jooris, L. Tytgat, J. Hoebeke, I. Moerman, and P. Demeester, "snapMac: A generic MAC/PHY architecture enabling flexible MAC design," *Elsevier Ad Hoc Networks*, vol. 17, pp. 37–59, 2014.
- [44] C. Adjih, E. Baccelli, E. Fleury, G. Harter, N. Mitton, T. Noel, R. Pissard-Gibollet, F. Saint-Marcel, G. Schreiner, J. Vandaele, and T. Watteyne, "FIT IoT-LAB: A Large Scale Open Experimental IoT Testbed," in *Proceedings of the 2nd IEEE World Forum on Internet of Things (WF-IoT)*, December 2015.
- [45] M. Doddavekatappa, M. C. Chan, and A. Ananda, "Indriya: A Low-Cost, 3D Wireless Sensor Network Testbed," in *International Conference on Testbeds and Research Infrastructures for the Development of Networks & Communities (TridentCom)*, Shanghai, China, 17-19 April 2011.
- [46] X. Vilajosana and K. Pister, *Minimal 6TiSCH Configuration*, IETF Std. draft-ietf-6tisch-minimal-12 [work-in-progress], March 2015.
- [47] S. Duquennoy, B. A. Nahas, O. Landsiedel, and T. Watteyne, "Orchestra: Robust Mesh Networks Through Autonomously Scheduled TSCH," in *Proceedings of the International Conference on Embedded Networked Sensor Systems (ACM SenSys 2015)*, Seoul, South Korea, Nov. 2015.
- [48] N. Accettura, E. Vogli, M. Palattella, L. Grieco, G. Boggia, and M. Dohler, "Decentralized Traffic Aware Scheduling in 6TiSCH Networks: Design and Experimental Evaluation," *IEEE Internet of Things Journal*, vol. 2, no. 6, pp. 455–470, December 2015.
- [49] M.-R. Palattella, X. Vilajosana, T. Chang, M. A. Reina Ortega, and T. Watteyne, "Lessons Learned from the 6TiSCH Plugtests," in *Conference on Interoperability in IoT (InterIoT)*, Rome, Italy, Oct. 2015. [Online]. Available: <https://hal.inria.fr/hal-01208399>



**Thomas Watteyne** is an insatiable enthusiast of low-power wireless mesh technologies. He is a researcher at Inria in Paris, in the new EVA research team, where he designs, models and builds networking solutions based on a variety of Internet-of-Things (IoT) standards. He is Senior Networking Design Engineer at Linear Technology, in the Dust Networks product group, the undisputed leader in supplying low power wireless mesh networks for demanding industrial process automation applications. Since 2013, he co-chairs the IETF 6TiSCH working group,

which standardizes how to use IEEE802.15.4e TSCH in IPv6-enabled mesh networks, and recently joined the IETF Internet-of-Things Directorate. Prior to that, Thomas was a postdoctoral research lead in Prof. Kristofer Pister's team at the University of California, Berkeley. He founded and co-leads Berkeley's OpenWSN project, an open-source initiative to promote the use of fully standards-based protocol stacks for the IoT. Between 2005 and 2008, he was a research engineer at France Telecom, Orange Labs. He holds a PhD in Computer Science (2008), an MSc in Networking (2005) and an MEng in Telecommunications (2005) from INSA Lyon, France. He is Senior member of IEEE. He is fluent in 4 languages.



**Vlado Handziski** is a senior researcher in the Telecommunication Networks Group at the Technische Universität Berlin, where he coordinates the activities in the areas of wireless sensor networks, cyber-physical systems and the internet-of-things. In 2014 he was interim professor for the chair for Embedded Systems at Technische Universität Dresden. He received his doctoral degree in Electrical Engineering from TU Berlin (summa cum laude, 2011) and his M.Sc. degree from Ss. Cyril and Methodius University in Skopje (2002). Vlado's research interests are mainly focused on software architecture aspects of networked embedded systems and their large-scale experimental evaluation.

He has participated and led research activities in large European projects like EYES, Embedded WiSeNts, CONET, EVARILOS and EIT ICT Labs. Vlado has also contributed to several research projects and international standardization activities in the area of evaluation of indoor localization systems. He is one of the core developers of TinyOS, responsible for the hardware abstraction architecture, and chief architect of the popular TWIST wireless sensor networks testbed at TU Berlin. He is member of IEEE and ACM.





**Xavier Vilajosana** is a computer science engineer, co-founder of WorldSensing and OpenMote Technologies. He is currently Associate Professor at the Universitat Oberta de Catalunya. From January 2012 to January 2014, Xavier was visiting Professor at the University of California Berkeley holding a prestigious Fulbright fellowship. In 2008, he was visiting researcher of France Telecom R&D Labs, Paris. Xavier has been one of the main promoters of low power wireless technologies, co-leading the OpenWSN.org initiative at UC Berkeley, and promoting the use of low power wireless standards for the emerging Industrial Internet paradigm. He also contributed to the industrialization and introduction of Low Power Wide Area Networks to urban scenarios through WorldSensing. Xavier is author of different Internet Drafts, as part of his standardization activities for low power industrial networks. Xavier is contributing actively at the IETF 6TiSCH WG. He holds an MsC degree on Computer Science from the Universitat Politècnica de Catalunya (UPC) and a PhD on Computer Science from the Universitat Oberta de Catalunya. At the moment, Xavier is author of 11 patents, more than 25 high impact journal publications and more than 40 International conference contributions. Technically, Xavier has extensive experience in Distributed Systems, Wireless Networks, Delay Tolerant Networks and Software Defined Networks.

moting the use of low power wireless standards for the emerging Industrial Internet paradigm. He also contributed to the industrialization and introduction of Low Power Wide Area Networks to urban scenarios through WorldSensing. Xavier is author of different Internet Drafts, as part of his standardization activities for low power industrial networks. Xavier is contributing actively at the IETF 6TiSCH WG. He holds an MsC degree on Computer Science from the Universitat Politècnica de Catalunya (UPC) and a PhD on Computer Science from the Universitat Oberta de Catalunya. At the moment, Xavier is author of 11 patents, more than 25 high impact journal publications and more than 40 International conference contributions. Technically, Xavier has extensive experience in Distributed Systems, Wireless Networks, Delay Tolerant Networks and Software Defined Networks.



**Simon Duquennoy** is a senior researcher at the Swedish Institute of Computer Science (SICS Swedish ICT). He obtained his PhD from Université de Lille 1 (INRIA, CNRS, France) in 2010, and did his postdoc at SICS as the holder of an ERCIM Alain Bensoussan fellowship. His research interests are at the intersection between operating systems and networking for constrained embedded devices, with a focus on IP-based sensor networks and the Internet of Things. He is a core developer and maintainer of the Contiki Operating System. He has been TPC

member of internationally recognized conferences such as ICDCS, MASS, DCOSS, LCN and EWSN, and publishes regularly in the sensor networks community flagship conferences ACM/IEEE IPSN and ACM SenSys.



**Oliver Hahn** is a PhD Student at Ecole Polytechnique and member of the Infine research team at Inria in Saclay. He obtained his Diploma degree in Computer Science from Freie Universität Berlin in 2007. Between 2007 and 2009 he was working as a software engineer for ScatterWeb GmbH, a startup for Wireless Sensor Network applications. From 2009 to 2012 he was working as a research assistant at the faculty of Mathematics and Computer Science at the Freie Universität Berlin and responsible for the G-LAB project. His research is focused on

operating systems for the Internet of Things, embedded network stacks, and standardization efforts in this area. He is a co-founder and one of the core developers and maintainers of the RIOT operating system.



**Emmanuel Baccelli** is a researcher at Inria, championing decentralized, self-organized, cooperative and community-driven concepts for Internet connectivity. After working at AT&T Labs in Florham Park, New Jersey, USA, and for Metro Optix Inc. in the Silicon Valley, as software engineer until 2002, then with Hitachi Europe as research engineer, Emmanuel Baccelli received his Ph.D. from Ecole Polytechnique, Paris, France in 2006. He received his habilitation from Université Pierre et Marie Curie, Paris, France in 2012. In 2013-2014, Emmanuel Baccelli held a

DAAD Visiting Professorship at Freie Universität Berlin. Emmanuel Baccelli's main research interests involve spontaneous wireless networks, Internet of Things, mobility, design and analysis of network protocols and algorithms. Emmanuel Baccelli contributes continuously in standardization efforts within the Internet Engineering Task Force (IETF). He has authored or co-authored dozens of research papers in the field's top conferences and journals, several RFCs, co-chaired several IEEE and ACM workshops and conferences, and coordinated international research projects. He is a co-founder and coordinator of the open source community developing the RIOT operating system.



**Adam Wolisz** received his degrees (Diploma 1972, Ph.D. 1976, Habil. 1983) from Silesian University of Technology, Gliwice, Poland. He joined TU Berlin in 1993, where he is a chaired professor in telecommunication networks and executive director of the Institute for Telecommunication Systems. He is also an adjunct professor at the Department of Electrical Engineering and Computer Science, University of California, Berkeley. His research interests are in architectures and protocols of communication networks. Recently he has been focusing mainly on

wireless/mobile networking and sensor networks.