



**HAL**  
open science

## A new nonconvex variational approach for sensory neurons receptive field estimation

Audric Drogoul, Gilles Aubert, Bruno Cessac, Pierre Kornprobst

► **To cite this version:**

Audric Drogoul, Gilles Aubert, Bruno Cessac, Pierre Kornprobst. A new nonconvex variational approach for sensory neurons receptive field estimation. [Research Report] 8837, Inria Sophia Antipolis. 2016, pp.7. hal-01279999v1

**HAL Id: hal-01279999**

**<https://inria.hal.science/hal-01279999v1>**

Submitted on 28 Feb 2016 (v1), last revised 31 Aug 2016 (v3)

**HAL** is a multi-disciplinary open access archive for the deposit and dissemination of scientific research documents, whether they are published or not. The documents may come from teaching and research institutions in France or abroad, or from public or private research centers.

L'archive ouverte pluridisciplinaire **HAL**, est destinée au dépôt et à la diffusion de documents scientifiques de niveau recherche, publiés ou non, émanant des établissements d'enseignement et de recherche français ou étrangers, des laboratoires publics ou privés.



# A new nonconvex variational approach for sensory neurons receptive field estimation

Audric Drogoul, Gilles Aubert, Bruno Cessac, Pierre Kornprobst

**RESEARCH  
REPORT**

**N° 8837**

February 2016

Project-Team Biovision





## A new nonconvex variational approach for sensory neurons receptive field estimation

Audric Drogoul\*, Gilles Aubert†, Bruno Cessac\*, Pierre Kornprobst\*

Project-Team Biovision

Research Report n° 8837 — February 2016 — 10 pages

**Abstract:** Determining the receptive field of a visual sensory neuron is crucial to characterize the region of the visual field and the stimuli this neuron is sensitive to. We propose a new method to estimate receptive fields by a nonconvex variational approach, thus relaxing the simplifying and unrealistic assumption of convexity made by standard approaches. The method consists in studying a relaxed discrete energy minimized by a proximal alternating minimization algorithm. We compare our approach with the classical spike-triggered-average technique on simulated data, considering a typical retinal ganglion cell as ground truth. Results show a high improvement in term of accuracy and convergence with respect to the duration of the experiment.

**Key-words:** receptive field estimation, variational approach, discrete optimization, Nesterov algorithm, proximal operator

---

\* Inria, Biovision team, Sophia Antipolis, France

† Laboratoire J.A. Dieudonné, UMR 6621 CNRS Université Nice Sophia Antipolis, France

**RESEARCH CENTRE  
SOPHIA ANTIPOLIS – MÉDITERRANÉE**

2004 route des Lucioles - BP 93  
06902 Sophia Antipolis Cedex

## Une nouvelle approche variationnelle non-convexe pour l'estimation des champs récepteurs des neurones sensoriels

**Résumé :** Déterminer le champ récepteur d'un neurone sensoriel visuel est crucial pour caractériser la zone du champ visuel et les stimuli auxquels ce neurone est sensible. Nous proposons une nouvelle méthode pour estimer les champs récepteurs basée sur une approche variationnelle non convexe, relaxant ainsi l'hypothèse simplificatrice et irréaliste de convexité faite dans les approches standard. La méthode consiste à étudier une énergie discrète relaxée, minimisée par un algorithme proximal de minimisation alternée. Nous comparons notre approche avec la technique classique de *spike triggered averaged* sur des données simulées, en considérant une cellule ganglionnaire type de la rétine comme vérité terrain. Les résultats montrent une forte amélioration en terme de précision et de convergence par rapport à la durée de l'expérience.

**Mots-clés :** estimation de champs récepteur, approche variationnelle, optimisation discrete, algorithme de Nesterov, operateur proximal

## Contents

<b>1</b>	<b>Introduction</b>	<b>4</b>
<b>2</b>	<b>Study of the discrete problem: Well-posedness and algorithm</b>	<b>5</b>
2.1	Problem definition . . . . .	5
2.2	Well-posedness . . . . .	6
2.3	Algorithm . . . . .	7
<b>3</b>	<b>Numerical results</b>	<b>7</b>
<b>4</b>	<b>Conclusion</b>	<b>9</b>

## 1 Introduction

This paper deals with the estimation of receptive fields of individual visual neurons. Knowing the receptive field of a particular neuron is a crucial information to understand which region of the visual field and which stimulus the neuron is sensitive to. Thus, biologists always devote efforts in their experimental protocol to characterize the neurons they are recording.

The goal is to characterize the relation between the stimulus and the neuron response which is a set of action potentials (also called spikes). To do so, it is classical to assume that response follows a linear-nonlinear Poissonian (LNP) model [4, 6, 8] (Fig. 1): given a visual stimulus  $s(x, t) : \Omega \subset \mathbb{R}^2 \times [0, T] \rightarrow \mathbb{R}$ , where  $\Omega$  is the spatial domain and  $T$  is the duration of the experiment, the neuron generates a sequence of  $n(T)$  spikes times  $\{t_i\}_{1 \leq i \leq n(T)}$  such that

$$\{t_i\}_{1 \leq i \leq n(T)} \text{ is generated by a Poisson process of rate } r(t) = \mathcal{S}((s \times u)(t)), \quad (\mathcal{P})$$

where  $\mathcal{S}(\cdot)$  is a nonlinear function and  $u : \Omega_d = \Omega \times [-d, 0] \rightarrow \mathbb{R}$  is the so-called receptive field which corresponds to the linear part of the processing.

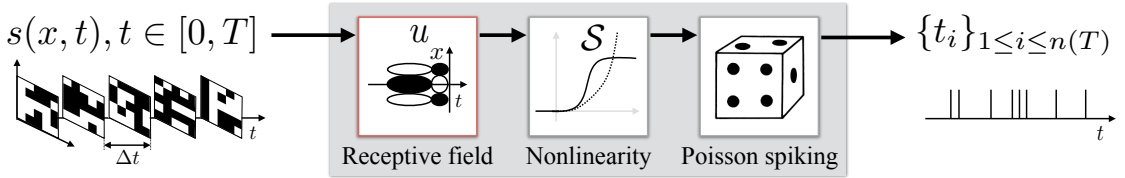


Figure 1: Illustration of the LNP model  $(\mathcal{P})$ . Two kinds of  $\mathcal{S}(\cdot)$  are illustrated: ramp- or sigmoid-like nonlinearities. Here the stimulus is a white noise sequence which is the classical stimulus used for the spike-triggered averaged approach (STA, see [4]).

The operator  $\times$  is defined by  $(s \times u)(t) = \int_{-\infty}^0 \langle s(\cdot, t + \tau), u(\cdot, \tau) \rangle_{\Omega} d\tau$ , where  $\langle \cdot, \cdot \rangle_{\Omega}$  denotes the inner product on  $\Omega$ . Given hypothesis  $(\mathcal{P})$  the problem of estimating the receptive field  $u(x, t)$  is an inverse problem: given a stimulus  $s(x, t)$  of duration  $T$  and the  $n(T)$  spikes  $\{t_i\}_{1 \leq i \leq n(T)}$  from the sensory neuron responding to  $s(x, t)$ , recover the unknown receptive field  $u(x, t)$ .

This inverse problem can be formulated using a Bayesian approach. Using the Bayes rule, a classical method is to search for the receptive field  $u(x, t)$  as minimum of the anti-log of the *a posteriori* probability (see, e.g., [8, 11, 10]):

$$\inf_u \{ -\log(\rho(u|\{t_i\}_{1 \leq i \leq n(T)})) \} = \inf_u \{ -\log(\rho(\{t_i\}_{1 \leq i \leq n(T)}|u)) - \log(\rho(u)) \}, \quad (1)$$

where  $\rho(u)$  denotes the density probability of the random variable  $u$ . Then, assuming that  $\rho(u)$  is a distribution of the form  $\rho(u) = e^{-J(u)}$ , one can show that (1) can be rewritten as [?]:

$$\inf_u \mathcal{E}(u) = \psi(s \times u) + J(u), \quad (2)$$

where  $\psi(s \times u) = -\log(\rho(\{t_i\}_{1 \leq i \leq n(T)}|u))$  is the data fidelity term defined by

$$\psi(z) = \int_0^T \mathcal{S}(z(\tau)) d\tau - \sum_{i=1}^{n(T)} \log(\mathcal{S}(z(t_i))), \quad (3)$$

and  $J(u)$  is the prior term to infer qualitative properties to the solution, according to what is known about the general shape of a receptive field. To study this problem, it is classical to

assume that the nonlinearity  $\mathcal{S}(\cdot)$  is a ramp function or an exponential. The computation of (2) is then simple since it is a convex problem to solve [8, 11, 6].

On the opposite, in this paper, we consider the case when the nonlinearity  $\mathcal{S}(\cdot)$  is a sigmoid, which is more realistic from a physiological point of view; in particular it models the fact that the neuron has a bounded firing rate. However, since  $\mathcal{S}(\cdot)$  is nonconvex, the data fidelity term  $\psi(s \times u)$  also becomes nonconvex. This is known to be harder to minimize numerically.

Concerning  $J(\cdot)$ , we choose it to impose two properties on the solution. The first is that  $u$  should be localized in space and time since neurons are sensitive to a particular region of the visual field. This can be imposed by a sparsity constraint term. Here we choose to use a convex relaxation of the sparsity and we penalise the  $L^1$ -norm of  $u$ . The second is that  $u$  should be smooth. We propose that  $u$  should belong to the space  $BV_2$  that contains piecewise linear functions. This kind of regularity constraint has also been previously used in the context of image restoration [3]. This allows to recover functions with fast smooth variations more precisely than using a simple  $\|\nabla u\|_{L^2}^2$ -regularity constraint. So the prior term will be

$$J(u) = \lambda \|u\|_{L^1(\Omega_d)} + \mu |u|_{BV_2(\Omega_d)}, \quad (4)$$

where  $\lambda, \mu > 0$  are weights associated respectively to the sparsity and to the regularity of  $u$ .

So this paper is about the study of the problem (2) with (3)–(4). In Sect. 2, we study the discrete version of the problem (2). We introduce a relaxed problem so that the solution can be computed more easily. We justify it theoretically and introduce an alternated minimizing algorithm converging toward a critical point of the relaxed energy. In Sect. 3, we test the approach on simulated data to provide a quantitative evaluation with comparisons to the classical spike triggered averaged technique (STA, see [4]). In Sect. 4, we describe future work.

## 2 Study of the discrete problem: Well-posedness and algorithm

### 2.1 Problem definition

In this section, we study a discrete version of (2). The stimulus is a sequence of  $N_t$  images each presented during a period of  $\Delta t$  so that the duration of the experiment is  $T = N_t \Delta t$ . Each image is of size  $N_x \times N_y$  pixels. Receptive field is of size  $N_x \times N_y \times D$  where  $D$  is a fixed depth. We introduce the real vector spaces  $\mathcal{X}$ ,  $\mathcal{Y}$  and  $\mathcal{Z}$  so that:

$$u \in \mathcal{X} = \mathbb{R}^{N_x \times N_y \times D}, \quad s \in \mathcal{Y} = \mathbb{R}^{N_x \times N_y \times N_t}, \quad z \in \mathcal{Z} = \mathbb{R}^{N_t}, \quad (5)$$

endowed with the scalar product  $\langle \cdot, \cdot \rangle$  and the associated norm  $\|\cdot\|_2 = \sqrt{\langle \cdot, \cdot \rangle}$ . We denote by  $\|\cdot\|_1$  the  $l_1$ -norm. We do the following hypothesis on the sigmoid function  $\mathcal{S}(\cdot)$ .

**Hypothesis 1.** *There exist  $c > 0$  and  $\theta_1 < \theta_2$  such that :*

- (i)  $\mathcal{S} = 0$  on  $] -\infty, \theta_1]$ ,  $\mathcal{S}$  increasing in  $[\theta_1, \theta_2]$  and  $\mathcal{S} = c$  on  $[\theta_2, +\infty[$ ;
- (ii)  $\mathcal{S} \in C^1(\mathbb{R})$  and analytic on  $[\theta_1, \theta_2]$ ;
- (iii)  $z \mapsto -\log(\mathcal{S}(z))$  is convex on  $]\theta_1, +\infty[$ .



Given these notations, if we denote  $\xi = (\xi_i)_{1 \leq i \leq N_t}$  the number of spikes per time step and if we assume that  $\Delta t = 1$  without loss of generality, then the data fidelity term (3) can be written as

$$\psi_\xi(z) = \sum_{i=1}^{N_t} \psi_{\xi_i}(z_i), \quad \text{with} \quad \psi_{\xi_i}(z_i) = \mathcal{S}(z_i) - \xi_i \log(\mathcal{S}(z_i)), \quad (6)$$

where  $\psi_{\xi_i}(z)$  has a limited domain of definition denoted by  $\mathcal{Z}_{\xi_i}^+$  equal to  $\mathbb{R}$  if  $\xi_i = 0$ , and  $] \theta_1, +\infty[$  if  $\xi_i > 0$ . One can easily verify that the data fidelity term is nonconvex when  $\xi_i \leq c$ .

The prior term is approximated by

$$J_\varepsilon(u) = \lambda \|u\|_1 + \mu I_\varepsilon(u) \quad \text{with} \quad I_\varepsilon(u) = \sum_{(i,j,k)} \sqrt{\varepsilon^2 + \|(Hu)_{i,j,k}\|_2^2}, \quad (7)$$

where  $\varepsilon > 0$  is a parameter small enough introduced to make the prior term differentiable and  $H$  is a matrix equal to the discrete Hessian. Denoting by  $\times_d$  the discretization of  $\times$  we get the discrete problems associated to (2):

$$\inf_{u \in \mathcal{X}} \mathcal{E}(u) = \psi_\xi(s \times_d u) + i_{\mathcal{Z}_\xi^+}(s \times_d u) + \lambda \|u\|_1 + \mu I_\varepsilon(u), \quad (8)$$

where  $i_{\mathcal{Z}_\xi^+}$  denotes the characteristic function associated to  $\mathcal{Z}_\xi^+ = \prod_{i=1}^{N_t} \mathcal{Z}_{\xi_i}^+$ .

In (8), the data fidelity term depends only on  $s \times_d u$  and when minimizing w.r.t.  $u$  it is difficult to guarantee that  $s \times_d u$  remains in the domain of definition of  $\psi_\xi$ . To solve this problem, we propose to introduce an auxiliary variable  $z$  and the following relaxed formulation:

$$\inf_{z \in \mathcal{Z}, u \in \mathcal{X}} \mathcal{E}_\alpha(z, u) = \psi_\xi(z) + i_{\mathcal{Z}_\xi^+}(z) + \frac{\alpha}{2} \|s \times_d u - z\|_2^2 + \lambda \|u\|_1 + \mu I_\varepsilon(u), \quad (9)$$

where the term in  $\alpha$  penalizes the difference between  $z$  and  $s \times_d u$ . Another interest of this relaxed problem is that now the problem in  $z$  containing the nonconvexity is separable (it leads to  $N_t$  one-dimensional independent problems) and we will show that the energy is separately convex w.r.t. to  $z$  and  $u$  under some assumptions.

## 2.2 Well-posedness

We start with the following two propositions which result from standard arguments:

**Proposition 2.1** (Existence). *Let  $\alpha > 0$  and  $\lambda > 0$  (resp.  $\lambda > 0$ ), the energy  $\mathcal{E}_\alpha(z, u)$  (9) (resp.  $\mathcal{E}(u)$  (8)) is coercive and admits at least a minimizer.*

**Proposition 2.2.** *If  $\alpha > -\inf_{\mathbb{R}} \text{ess } \mathcal{S}''$  then problem  $\mathcal{E}_\alpha(z, u)$  (9) is convex w.r.t to  $z$  and  $u$  separately (but not convex w.r.t.  $(z, u)$ ).*

The following proposition establishes the link between solutions of the relaxed problem and solutions of the initial one.

**Proposition 2.3.** *Let  $\alpha$  be a positive integer, then the sequence  $\{(z_\alpha, u_\alpha)\}_{\alpha \geq 1}$  solution of the minimization problem (9) associated to  $\mathcal{E}_\alpha(z, u)$  is bounded and*

- (i) *All its cluster points are couples  $(s \times \bar{u}, \bar{u})$  such that  $\bar{u}$  is a solution of (8).*
- (ii) *The infimum converges:  $\inf_{(z,u)} \mathcal{E}_\alpha(z, u) = \mathcal{E}_\alpha(z_\alpha, u_\alpha) \xrightarrow{\alpha \rightarrow +\infty} \inf_u \mathcal{E}(u)$ .*
- (iii) *If  $\mathcal{E}(u)$  admits a unique minimizer  $\bar{u}$ , then  $(z_\alpha, u_\alpha) \xrightarrow{\alpha \rightarrow +\infty} (s \times \bar{u}, \bar{u})$ .*

*Proof.* The proof of this proposition uses the epi-convergence of  $\mathcal{E}_\alpha(z, u)$  toward  $\mathcal{E}(u)$   $i_{\{z=s \times_d u\}}$  (see [12]).  $\square$

### 2.3 Algorithm

To compute a solution of (9), we propose the proximal alternating minimization introduced in [1] in a general context. Given an initial condition  $u_0 \in \mathcal{X}$  (e.g.,  $u_0 = 0$ ), the algorithm consists in the following two steps:

$$z^{(k+1)} \in \arg \min_z \mathcal{E}_\alpha(z, u^{(k)}) + \frac{1}{2\beta^{(k)}} \|z - z^{(k)}\|_2^2, \quad (10a)$$

$$u^{(k+1)} \in \arg \min_u \mathcal{E}_\alpha(z^{(k+1)}, u) + \frac{1}{2\gamma^{(k)}} \|u - u^{(k)}\|_2^2, \quad (10b)$$

where  $\beta^{(k)}, \gamma^{(k)}$  are sequences of parameters belonging to  $[r^-, r^+]$  with  $0 < r^- < r^+$  for all  $k \geq 0$  (note that this is the only condition on these parameters to obtain convergence). Note that quadratic terms in (10) are necessary to show the convergence and that the definition of (10) leads to a decrease of the energy verifying:

$$\mathcal{E}_\alpha(z^{(k+1)}, u^{(k+1)}) + \frac{1}{2\beta^{(k)}} \|z^{(k+1)} - z^{(k)}\|_2^2 + \frac{1}{2\gamma^{(k)}} \|u^{(k+1)} - u^{(k)}\|_2^2 \leq \mathcal{E}_\alpha(z^{(k)}, u^{(k)}).$$

From a numerical point of view, this algorithm becomes easy to tackle:

- If we choose  $\mathcal{S}(\cdot)$  as a piecewise cubic function verifying (1), when  $\xi_i = 0$ , then problem (10a) can be solved analytically thanks to its separability: it is equivalent to compute the proximal operator [7] of  $\mathcal{S}(\cdot)$  up to a multiplicative constant depending on  $\alpha$  and  $\beta^{(k)}$ . When  $\alpha + \frac{1}{\beta^{(k)}} > -\inf \text{ess } \mathcal{S}''(\cdot)$  the problem is strictly convex so that the proximal operator is uni-valued. Otherwise, in the general case, we use a Newton algorithm.
- Problem (10b) is convex and we solve it by a standard forward-backward proximal algorithm of type Nesterov [2].

**Theorem 2.1.** (Convergence) *Algorithm (10a)–(10b) generates a sequence  $(z^{(k)}, u^{(k)})_{k \in \mathbb{N}}$  which converges to a critical point  $(\bar{z}, \bar{u})$  of  $\mathcal{E}_\alpha(z, u)$  (i.e.,  $0 \in \partial \mathcal{E}_\alpha(\bar{z}, \bar{u})$ ) and the sequence  $(z^{(k)}, u^{(k)})$  is  $l_1(\mathbb{N})$ .*

*Proof.* Energy  $\mathcal{E}_\alpha(z, u)$  verifies the Kurdyka-Lojasiewicz property (see [5] and Definition 7 in [1]) and is coercive from Proposition 2.1. By applying Theorem 9 of [1] we get the result.  $\square$

## 3 Numerical results

In this section we show quantitative results obtained using simulated data. We assume that we look for the receptive field of a neuron which can be approximated by a LNP model and that the nonlinearity is a known sigmoid (a piecewise cubic approximation verifying Hypothesis 1). Here we choose as the ground truth a receptive field shape that corresponds to a class of retinal ganglion cells: the function  $u$  is separable in space and time, it is a difference of Gaussian in space and a difference of exponential in time. It is discretized as a spatio-temporal volume of size  $20 \times 20 \times 30$  pixels. This is illustrated in Fig. 2 (first row, sample temporal slices).




Figure 2: Example of result for simulated data. Each column shows a sample of temporal slices of (first line) the ground truth (GT), i.e., the receptive field to recover, (second line) the result obtained using the classical STA approach, and (third line) the result obtained using our approach. Last column shows temporal profile corresponding to a central position.

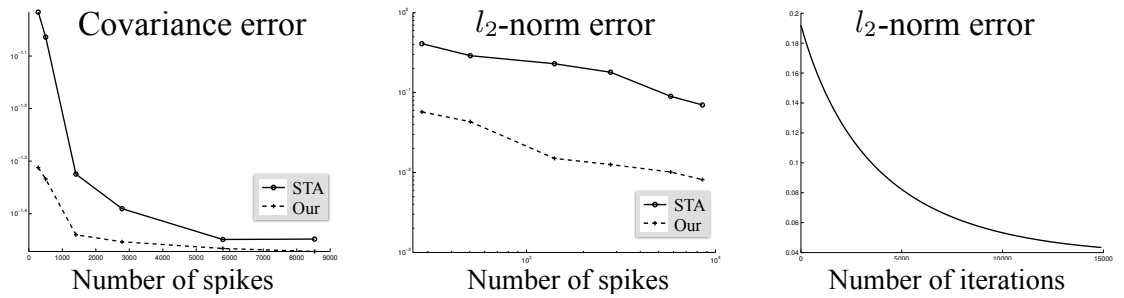


Figure 3: Convergence of the approach: (left) covariance error ( $1 - \frac{\text{cov}(u, u_0)}{\sigma_u \sigma_{u_0}}$ ) as a function of the number of spikes in semi-log scale, (middle)  $l_2$ -norm error ( $\|u - u_0\|_2$ ) as a function of the number of spikes in log-log scale, and (right)  $l_2$ -norm error as a function of the number of iterations for  $N_t = 1000$ .

For the stimulus, we choose a sequence of uniform random binary images each presented during a time step  $\Delta t = 1$ . Here we use images of size  $20 \times 20$  pixels, with block size  $4 \times 4$  pixels (as illustrated in Fig. 1). Using this stimulus allows to apply the STA technique [4] to make a comparison.

In Fig. 2 we show a comparison between STA [4] and our approach ( $\beta^{(k)} = \gamma^{(k)} = 10 \forall k$ ,  $\lambda = 10$ ,  $\epsilon = 10^{-8}$ ,  $\mu = 100$ ,  $c = 33$ ,  $\theta_1 = -7$ ,  $\theta_2 = 107$ ). This result is obtained using a stimulus of  $N_t = 1000$  images (giving around  $n(T) = 500$  spikes). Results show that the spatial resolution of STA is constrained by the size of the block of the stimulus, by definition of the STA (PSNR=22.1dB), while we obtain a much better estimation (PSNR=33.1dB).

Concerning the convergence, different aspects are shown in Fig. 3. In Fig. 3(left), we show that our approach converges faster than STA as the number of spikes increases, which is directly related to the duration of the experiment. In other words, for a fixed duration of experiment, our approach provides a better estimate of the receptive field than STA. In Fig. 3(middle), the main observation is that error decays linearly (in log scale) with a slope of the convergence equal for both methods which can be explained by the central limit Theorem. Finally, Fig. 3(right) illustrates

the speed of convergence of the algorithm.

## 4 Conclusion

Overall, this study presents for the first time an approach to deal with the non-convex case allowing efficient extraction of receptive fields with great accuracy, as exemplified on synthetic data. Another advantage of this approach is that we are no longer constrained to use white noise as input as needed in STA, so that one can investigate what could be an optimal stimuli (e.g., [?]) to further improve the results. Future work will focus on validating our approach on real cell recordings.

**Acknowledgements** This work was partially supported by the EC IP project FP7-ICT-2011-9 no. 600847 (RENVISION). We also thank Daniela Pamplona (Inria, Biovision team) as well as Evelyne Sernagor and Gerrit Hilgen (Institute of Neuroscience, Newcastle University, UK) for their helpful insights.

## References

- [1] H. Attouch, J. Bolte, P. Redont, and A. Soubeyran. Proximal alternating minimization and projection methods for nonconvex problems: An approach based on the kurdyka-lojasiewicz inequality. *Math. Oper. Res.*, 35(2):438–457, May 2010.
- [2] A. Beck and M. Teboulle. Fast Gradient-Based Algorithms for Constrained Total Variation Image Denoising and Deblurring Problems. *IEEE Transactions on Image Processing*, 18(11):2419–2434, November 2009.
- [3] M. Bergounioux and L. Piffet. A Second-Order Model for Image Denoising. *Set-Valued and Variational Analysis*, 18(3-4):277–306, December 2010.
- [4] E. J. Chichilnisky. A simple white noise analysis of neuronal light responses. *Network: Computation in Neural Systems*, 12(2):199–213, 2001.
- [5] K. Kurdyka. On gradients of functions definable in o-minimal structures. *Annales de l’institut Fourier*, 48(3):769–783, 1998.
- [6] J. M. McFarland, Y. Cui, and D. A. Butts. Inferring Nonlinear Neuronal Computation Based on Physiologically Plausible Inputs. *PLoS Computational Biology*, 9(7):e1003143, July 2013.
- [7] J.J. Moreau. Proximité et dualité dans un espace hilbertien. *Bulletin de la Société Mathématique de France*, 93:273–299, 1965.
- [8] L. Paninski. Maximum likelihood estimation of cascade point-process neural encoding models. *Network: Computation in Neural Systems*, 15(4):243–262, November 2004.
- [9] L. Paninski, J. Pillow, and J. Lewi. Statistical models for neural encoding, decoding, and optimal stimulus design. *Prog Brain Res.*, 165:493–507, 2007.
- [10] M. Park and J. W. Pillow. Receptive Field Inference with Localized Priors. *PLoS Computational Biology*, 7(10):e1002219, October 2011.

- [11] J. Pillow. Likelihood-based approaches to modeling the neural code. *Bayesian brain: Probabilistic approaches to neural coding*, pages 53–70, 2007.
- [12] R. Tyrrell Rockafellar and Roger J. B. Wets. *Variational Analysis*, volume 317 of *Grundlehren der mathematischen Wissenschaften*. Springer Berlin Heidelberg, Berlin, Heidelberg, 1998.



**RESEARCH CENTRE  
SOPHIA ANTIPOLIS – MÉDITERRANÉE**

2004 route des Lucioles - BP 93  
06902 Sophia Antipolis Cedex

Publisher  
Inria  
Domaine de Voluceau - Rocquencourt  
BP 105 - 78153 Le Chesnay Cedex  
[inria.fr](http://inria.fr)

ISSN 0249-6399