



Predicting Changes of Reaction Networks with Partial Kinetic Information

Joachim Niehren, Cristian Versari, Mathias John, François Coutte, Philippe Jacques

► To cite this version:

Joachim Niehren, Cristian Versari, Mathias John, François Coutte, Philippe Jacques. Predicting Changes of Reaction Networks with Partial Kinetic Information. *BioSystems*, 2016, Special Issue of CMSB 2015, 149, pp.113-124. 10.1016/j.biosystems.2016.09.003 . hal-01239198v3

HAL Id: hal-01239198

<https://inria.hal.science/hal-01239198v3>

Submitted on 2 Dec 2020

HAL is a multi-disciplinary open access archive for the deposit and dissemination of scientific research documents, whether they are published or not. The documents may come from teaching and research institutions in France or abroad, or from public or private research centers.

L'archive ouverte pluridisciplinaire **HAL**, est destinée au dépôt et à la diffusion de documents scientifiques de niveau recherche, publiés ou non, émanant des établissements d'enseignement et de recherche français ou étrangers, des laboratoires publics ou privés.

Predicting Changes of Reaction Networks with Partial Kinetic Information

Joachim Niehren^{b,c}, Cristian Versari^{a,c},
Mathias John^{a,c}, François Coutte^{a,d}, Philippe Jacques^{a,d}

^a *Université de Lille, France*

^b *Inria, Lille, France*

^c *BioComputing team of CRISAL lab (CNRS UMR 9189), Lille, France*

^d *Research Institute Charles Viollette, EA-7394-ICV, Lille, France*

Abstract

We wish to predict changes of reaction networks with partial kinetic information that lead to target changes of their steady states. The changes may be either increases or decreases of influxes, reaction knockouts, or multiple changes of these two kinds. Our prime applications are knockout prediction tasks for metabolic and regulation networks.

In a first step, we propose a formal modeling language for reaction networks with partial kinetic information. The modeling language has a graphical syntax reminiscent to Petri nets. Each reaction in a model comes with a partial description of its kinetics, based on a similarity relation on kinetic functions that we introduce. Such partial descriptions are able to model the regulation of existing metabolic networks for which precise kinetic knowledge is usually not available.

In a second step, we develop prediction algorithms that can be applied to any reaction network modeled in our language. These algorithms perform qualitative reasoning based on abstract interpretation, by which the kinetic unknowns are abstracted away. Given a reaction network, abstract interpretation produces a finite domain constraint in a novel class. We show how to solve these finite domain constraints with an existing finite domain constraint solver, and how to interpret the solution sets as predictions of multiple reaction knockouts that lead to a desired change of the steady states. We have implemented the prediction algorithm and integrated it into a prediction tool.

This journal article extends the two conference papers [1, 2] while adding a new prediction algorithm for multiple gene knockouts. An application to single gene knockout prediction for surfactin overproduction was presented in [3]. It illustrates the adequacy of the model-based predictions made by our algorithm in the wet lab.

Keywords: Reaction networks, model based prediction, abstract interpretation, constraint solving, metabolic engineering, genetic engineering.

Contents

1	Introduction	2
I	Modeling Language	5
2	Reaction Networks	5
3	Modeling Language modulo Similarity	8
4	Example: Regulation of Metabolism of <i>B. subtilis</i>	10
4.1	Model Design	10
4.2	Basic Network	11
4.3	Prediction of Input Changes	13
4.4	Refined Network	13
4.5	Prediction of Multiple Knockouts and Input Changes	13
5	Similarity by Difference Abstraction	15
II	Prediction Methods	17
6	Abstract Interpretation to Difference Constraints	17
6.1	Arithmetic Constraints	17
6.2	Difference Constraints	18
6.3	Abstract Interpretation	19
7	Qualitative Reasoning with Difference Constraints	21
7.1	Specifying Change Targets	21
7.2	Constraint Solving	22
7.3	Constraint Simplification	22
8	Predicting Multiple Changes	24
8.1	Application example	25
8.2	Application to more complex networks	26
9	Modeling and Prediction Tool	26
10	Conclusions	27
11	Acknowledgements	27
12	References	28
III	Appendix	31

13 Solutions for Leucine Increase	31
13.1 Safe Changes for Δ_6	31
13.2 Unsafe Changes for Δ_6	32
14 XML Syntax of Basic Model	36
15 MiniZinc Version of Difference Constraint over Δ_6	40

1. Introduction

Mathematical methods for analysing reaction networks [4, 5, 6, 7] often require full kinetic information for all reactions, while in systems biology practice only partial information is usually available. Therefore, we study the problem of how to model reaction networks with partial kinetic information, and how to reason qualitatively about such models with methods from computer science. In particular, we wish to predict changes of reaction networks with partial kinetic information that may or must lead to a target change of their steady state.

When full kinetic information is not available, the existing model-based reasoning methods tend to ignore the kinetic information all over. Most typically, this holds for flux balance analysis [8, 9] when applied to metabolic networks [10, 11]. The missing information is then compensated heuristically by the adoption of ad hoc optimization criteria. Alternatively, pathway analysis approaches [9] rely on the structure of reactions networks, but the combinatorial nature of the problem makes difficult their application to densely interconnected networks. Both above methods have extensions that deal with partial kinetic information about inhibitors. This is done by adding boolean constraints that state the conditions on which an inhibitor blocks a reaction [12]. However, blocking inhibitors are not really appropriate in deterministic semantics, where the average over blocked and unblocked situations is to be considered. Therefore, it remains open how to deal with nonblocking inhibitors, which only slow down a reaction in average.

In the first part of this article, we propose a new modeling language for reaction networks with partial kinetic information, a short version of which was presented at the CMSB’2015 conference [2]. Our language is parameterized by a similarity relation on kinetic functions, so that the rate laws of chemical reactions need only to be specified up to similarity. For instance, two kinetic functions could be considered similar if they have the same monotonic behavior. Then, the kinetic function mapping x to $42x$ or to $5x/(7+x)$ would be similar, since whenever x increases then the values of both terms increase, and whenever x decreases then they both decrease.

Reaction networks are applied to a chemical solution, which is typically placed within a context. This may be another chemical solution that is subject to an adjacent reaction network or to an experimental environment. The situation is illustrated in Figure 1. Since we do not want to model the context, we equip reaction networks with an interface to possible contexts only. The interface specifies which species can inflow from the context and which species may

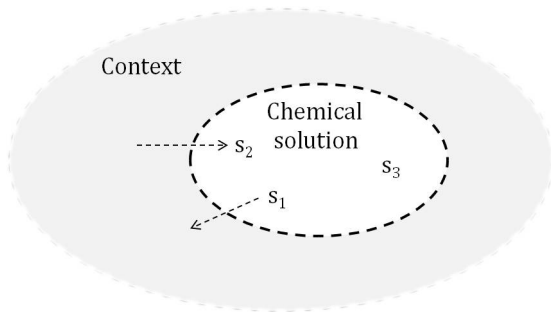


Figure 1: A reaction network describes a system of chemical reactions that acts on a chemical solution, the inflow of molecules from the context, and the outflow of molecules into the context.

outflow into the context. It should be noticed that the inflows are controlled by the context, while the outflows are controlled by the network.

We also assume that some of the reactions of the network may be candidates for knockout. The choice of whether a reaction is knocked out or not remains external to the network. For the prediction task we are interested in network changes possibly combining multiple reaction knockouts and influx changes.

The models of reaction networks in our language have a graphical syntax that is reminiscent of Petri nets, and also an equivalent XML syntax. They are given a steady state semantics in terms of arithmetic equations, which define the relation between influxes and outfluxes of the network in steady states, depending on which knockout candidates were knocked out. The steady state semantics subsumes the usual flux balance equations, but enhanced with equations on the rates of reactions based on the partial kinetic information. This information is expressed by variables for kinetic functions that are subject to similarity constraints. In this way, the inhibitors of a reaction slow its rate down rather than shutting it down completely, while the activators of a reaction speed its rate up.

Our language can be used to model metabolic networks with complex regulation such as for *B. subtilis* in the Subtiwiki [13]. An example is the regulation network of the P_{Ilv}-Leu promoter of *B. subtilis*, which regulates the metabolism of the branched-chain amino acids Valine, Leucine, and Isoleucine. Previous models of these metabolic networks in the Subtiwiki were not given any formal semantics, so that they could not be used directly for qualitative prediction algorithms. A detailed model of this network in the language presented here was published in [3] recently.

In the second part of this article, we develop a new prediction algorithm that can be applied to any reaction network modeled in our language. This algorithm does qualitative reasoning [14] based on abstract interpretation [15], by which the partial kinetic knowledge is discretized while the unknowns are abstracted away. A first version of the algorithm was presented at the VMCAI’2013 conference [1], but restricted to networks of reactions with mass action kinetics. The

second version, presented at the CMSB’2015 conference [2] and extended here, removes this limitation.

Given a reaction network, abstract interpretation can be applied to infer a difference constraint that relates network changes to changes in the steady states. This can be used to predict which network changes may or must lead to an expected change of the outfluxes. As already stated above, the network changes that we are interested in are reaction knockouts, influx changes or multiple combinations thereof. This becomes possible since the models of reaction networks in our language do describe how network changes affect the steady state semantics.

Difference constraints are finite domain constraints from a novel class. The second step of our prediction algorithm consists in computing the set of all solutions of a difference constraint. Since difference constraints are finite domain constraints, their solution set is always finite. We built two constraint solvers for difference constraints based on finite domain constraint programming. The solver reported earlier in the conference paper preceding this article was developed from scratch in the programming language Scala [17]. Since then we developed a new solver by reduction to the MiniZinc solver [18] for finite domain constraints. While our Scala solver could enumerate only the n -best solutions where $n \leq 3000$ while consuming considerable time (more than 10 minutes), the MiniZinc solver can indeed return the complete set of all solutions sets in all our applications, while enumerating more than 5000 solutions in less than a second.

Solutions of difference constraints can be interpreted as predictions of network changes that may or must lead to an overproduction target. When only seeing the n -best solutions, one can find solutions with few network changes that are compatible with the overproduction target. But since we are now having access to the complete solutions sets of difference constraints obtained from reaction networks in practice, we can distinguish the solutions that are merely compatible with the overproduction target from those that safely entail it. As we will argue, safe solutions correspond to predictions that must satisfy the overproduction target, while compatible solutions yield predictions that may satisfy the overproduction target or not. It also turns out that multiple network changes may be necessary to obtain safe solutions, while single knockouts may not be enough.

We have implemented the prediction algorithm and integrated it into a prediction tool. We illustrate this tool and our prediction algorithm at the example of two simplified models of leucine production of *B. subtilis*, that focus on the regulation of the *PIIv-Leu* promoter. The target here is leucine overproduction. For the simpler of the two models, the prediction based on the graphical model can be done manually by humans. This illustrates that our algorithm formalizes a natural kind of qualitative reasoning.

In a follow up work [3], our algorithms were applied to single knockout prediction for leucine overproduction in a larger and more realistic model. The predictions obtained there were not safe, but still 6 out of 14 predictions could be verified successfully by gene knockouts in the wet lab.

Compared to the previous two conference papers [1, 2], we extended the prediction algorithm to multiple changes, rather than single reaction knockouts or single influx changes. We also introduce the notion of safe predictions, for which the complete set of solutions of a difference constraint must be considered. While safe solutions could have been defined in theory before, their practical relevance became apparent only with the new MiniZinc constraint solver for difference constraints, which provides very efficiently the enumeration of the set of *all* solutions of difference constraints inferred from reaction networks containing up to about a hundred reactions.

Part I

Modeling Language

Reaction networks with complete kinetic information are introduced in Section 2, while a language for describing such networks modulo a similarity relation on kinetic functions is introduced in Section 3. In Section 4, we illustrate the language for the modeling of two simplified models of leucine production and informally explain how steady state equations can be exploited for change prediction. In Section 5 we define appropriate similarity relations on kinetics functions to be used in our modeling language.

2. Reaction Networks

We define reaction networks with complete kinetic information, and show how to compute their steady state semantics. The notion of reaction networks and how to infer their ODEs is basically standard (see e.g. [4]), may be with the exception of inflows, outflows, and knockout candidates.

We want to model biological systems that can interact with their context, i.e., their biological or experimental environment as illustrated in Figure 1. For instance, the chemical solution can model all species of a cell, and the context the cultivation medium of the cell for feeding or extracting species. Alternatively, the chemical solution can represent the subset of species affected by a selected pathway of a cell, and the context all species that are produced and consumed by connected pathways.

In order to model the interaction of a system with all its possible contexts, we add inflows and outflows to our notion of reaction networks. An inflow increases the concentration of some species in the system, like a reaction that produces a species from nothing. But in contrast to all other reactions, the kinetic rates of inflows are left completely free according to the assumption that they are controlled by the context, which may vary from case to case. Therefore the rates of the inflows are unknown to the system itself. An outflow decreases the concentration of some species of the system. For simplicity, we assume that the kinetic rates of the outflows always follow the mass action law with some

parameters fixed by the system. An outflow is thus like a reaction with mass action kinetics that consumes a species while producing nothing. Alternatively, outflows could also be modeled by distinguishing a subset of reactions with fixed kinetic rates.

Furthermore, we also want to reason about a set of possible biological systems at the same time, which differ only in one or many reaction knockouts. Since knockouts do not make sense for arbitrary chemical reactions, each network will distinguish a subset of reactions that are candidates for knockout. In the ODEs of reaction networks, we will then use a Boolean variable for each knockout candidate for selecting whether a candidate is knocked out or not.

We denote the set of non-negative real numbers by \mathbb{R}_+ and the set of Booleans by $\mathbb{B} = \{0, 1\}$. Note that we assume that $\mathbb{B} \subseteq \mathbb{R}_+$. A kinetic function of arity $k \geq 0$ is a function of type $\kappa : \mathbb{R}_+^k \rightarrow \mathbb{R}_+$. Kinetic functions will be used to define the rate laws of chemical reactions. Let S be a finite set of species. A chemical solution with species in S is a function of type $S \rightarrow \mathbb{R}_+$ that maps each species to its concentration.

A chemical reaction r is a tuple of the form: $s_1, \dots, s_k \xrightarrow{\kappa} s_{k+1}, \dots, s_l$ where $0 \leq k \leq l$, $s_1, \dots, s_l \in S$, and $\kappa : \mathbb{R}_+^k \rightarrow \mathbb{R}_+$ is a kinetic function. Any reaction has a tuple of reactants s_1, \dots, s_k and a tuple of products s_{k+1}, \dots, s_l . In order to account for the stoichiometry of a reaction, we write $\text{rct}_r(s)$ to denote the number of occurrences of s in the tuple of reactants of r , and $\text{prd}_r(s)$ for the number of occurrences of s in the tuple of products of r . A modifier of a reaction is a species s with $\text{rct}_r(s) = \text{prd}_r(s)$. Whether a modifier behaves as an activator or as an inhibitor depends on the choice of the rate law κ .

Definition 1. A reaction network is a tuple $N = (S, R, I, O, K)$ where S is a finite set, R is a finite set of chemical reactions with species in S , $K \subseteq R$ a subset of knockout candidates, $I \subseteq S$ a subset of inflow species, and $O \subseteq S \times \mathbb{R}_+$ a partial function mapping outflow species to their rate constant.

An *inflow species* is an element of I and an *outflow species* an element of the domain $\text{dom}(O)$. Each inflow species $s \in I$ specifies an inflow that increases the concentration of s in the chemical solution. Each outflow species $s \in \text{dom}(O)$ describes an outflow into the context that decreases the concentration of s in the chemical solution. While the rates of inflows are controlled by the context, the rates of outflow species depend on the concentration of the outflowing species. We assume that the rates of outflows follow the mass action law with constant $O(s)$, i.e. it is equal to $O(s) \cdot z_s$, where z_s is the concentration of s in the chemical solution. We note that any species may have an inflow and an outflow at the same time.

For any fixed context fixing the rates of the inflows, a reaction network defines the evolution of the concentration of all species of a chemical solution over time. We omit the formal definition, since we are exclusively considering steady states. Steady states are limit time points where the concentrations of all species, the rates of all reactions, inflows and outflows have become stable. It should be noticed that steady states of reaction networks are unique if they

For all species $s \in S$ define arithmetic expressions:

$$\begin{aligned}
rct(s) &=_{df} \sum_{r \in R} \mathbf{rct}_r(s) \cdot v_r \\
prd(s) &=_{df} \sum_{r \in R} \mathbf{prd}_r(s) \cdot v_r \\
cons(s) &=_{df} \begin{cases} x_s + rct(s) & \text{if } s \in I \\ rct(s) & \text{otherwise} \end{cases} \\
prod(s) &=_{df} \begin{cases} y_s + prd(s) & \text{if } s \in dom(O) \\ prd(s) & \text{otherwise} \end{cases}
\end{aligned}$$

Inference rules for arithmetic equations:

$$\begin{aligned}
(\text{RATE}_{\text{OUTFLUX}}) & \frac{s \in dom(O)}{y_s = O(s) \cdot z_s} \\
(\text{RATE}_{\neg \text{KO}}) & \frac{r \in R \setminus K \quad r \text{ is equal to } s_1, \dots, s_k \xrightarrow{\kappa} s_{k+1}, \dots, s_l}{v_r = \kappa(z_{s_1}, \dots, z_{s_k})} \\
(\text{RATE}_{\text{KO}}) & \frac{r \in K \quad r \text{ is equal to } s_1, \dots, s_k \xrightarrow{\kappa} s_{k+1}, \dots, s_l}{v_r = o_r \cdot \kappa(z_{s_1}, \dots, z_{s_k}) \wedge o_r \in \{0, 1\}} \\
(\text{FLUX BALANCE}) & \frac{s \in S}{cons(s) = prod(s)}
\end{aligned}$$

Figure 2: Steady state equations of a reaction network $N = (S, R, I, O, K)$.

exist, for any given initial solution and any context. However, since we neither fix the initial solution nor the context, many different steady states may exist for the same reaction network.

Our next objective is to define the steady state semantics of a reaction network by a system of arithmetic equations. These equations will be built over the following set of variables, for values in \mathbb{R}_+ :

- for any species $s \in S$ there is a variable z_s that denotes the concentration or activity of s in a steady state;
- for any inflow species $s \in I$ there is a variable x_s that denotes the influx of s , i.e., the rate of the inflow of s ;
- for any outflow species $s \in dom(O)$ there is variable y_s for the outflux of s , i.e., for the rate of the outflow of s in a steady state.
- for any reaction $r \in R$ there is a variable v_r for the rate of r in a steady state;
- for any knockout candidate $r \in K$ there is a variable o_r whose value will be 1 if r is knocked out and 0 otherwise.

We assume that the set of variables is totally ordered, so that any subset of variables can be identified with a tuple.

The steady state equations of a reaction network are defined in Figure 2. For any species $s \in S$, we define the arithmetic expression $rct(s)$ that sums the consumption rates of all reactions of which s is a reactant. The full consumption rate $cons(s)$ adds the influx x_s to $rct(s)$ if s is an inflow species, and is equal to $rct(s)$ otherwise. The expression $prd(s)$ sums the production rates of all reactions of which s is a product. The full production rate $prod(s)$ adds the outflux y_s to $prd(s)$ if s is an outflow species and is equal to $prd(s)$ otherwise.

There are three inference rules for inferring the steady state equations. Each of them can be seen as an implication, whose conditions are written above the line and whose conclusions are written below. The inference rule (RATE_{OUTFLUX}) creates the equation $y_s = O(s) \cdot z_s$ for any outflow species $s \in dom(O)$, i.e., we assume that all outflows satisfy the mass action law. Note that the variables x_s for inflow species $s \in I$ are completely unconstrained. The rules (RATE_{-KO}) and (RATE_{KO}) provide the rate of reaction r by applying its kinetic function to the concentrations of all its reactants. Compared to (RATE_{-KO}), the rate in rule (RATE_{KO}) is multiplied by variable o_r . The value of this variable is constrained to be Boolean, depending on whether r is knocked out or not. Rule (FLUX BALANCE) states that consumption and production rates must be balanced for all species in steady states.

Definition 2. Any reaction network $N = (S, R, I, O, K)$ with $n = \#I$ inflow species, $m = \#dom(O)$ outflow species, and $o = \#K$ knockout candidates defines an exchange relation $E_N \subseteq \mathbb{R}_+^{n+m+o}$, which is obtained by projecting the solutions of the steady state equations for N to the following tuple of variables:

- the variables x_s for the n inflow species $s \in I$,
- the variables $y_{s'}$ for the m outflow species $s' \in dom(O)$,
- the variables o_r for the o knockout candidates $r \in K$.

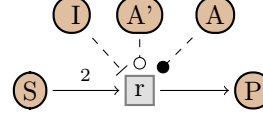
In the tuple, the inflow variables appear before the outflow variables and these before the knockout variables. The variables of the same type appear in this tuple in the same total order that we assumed on the set of variables.

The variables for concentrations (the z_s where $s \in S$) and for rates (the v_r where $r \in R$) are implicitly existentially quantified, since they are projected away when defining the exchange relation.

3. Modeling Language modulo Similarity

We now present a modeling language for reaction networks with partial kinetic information. As a parameter of our language, we assume a similarity relation \sim on kinetic functions. Rather than specifying rate laws of chemical reactions by kinetic functions, we will describe them only up to similarity: a rate law belongs to $\sim\kappa$ if it is similar to the kinetic function κ .

Figure 3: An enriched reaction with a partially known rate law $\sim\kappa'$. It has substrate S twice, inhibitor I , accelerator A' , activator A , and product P once.



Enriched chemical reactions will be used to describe the chemical reactions of a reaction network. An example is given in Figure 3. The graph there represents an enriched chemical reaction r with substrate S twice, activator A , an accelerator A' , and inhibitor I , and product P once. Please note that the same species may play different roles even in the same reaction, and several times. Activators are like enzymes. Both activators and accelerators speed up a reaction, with the difference that all activators of a reaction must be present for its application, while accelerators do not need to be there.

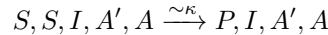
For graphical representation, we use conventions similarly to Petri nets. Species are represented by rounded nodes \textcircled{s} containing the name s of the species, and enriched reactions are graphically represented by boxed nodes \boxed{r} containing the name r of the reaction. Reactions that belong to the set of knockout candidates K are colored in light orange $\boxed{\textcolor{brown}{r}}$.

More generally, enriched chemical reactions have different kinds of reactants, that are fixed by a finite set of roles $Roll$, which is the second parameter of our language. In our example, there will be substrates – that are consumed – and three kinds of modifiers: inhibitors, activators, and accelerators, so we set $Roll = \{inh, subs, act, acc\}$. For our graphical syntax, we assign to each role an edge type, for edges pointing from the reactant to the reaction. We will use \longrightarrow for *subs*, $---\perp$ for *inh*, $---\bullet$ for *act*, and $---\circ$ for *acc*. The products of a reaction – besides the above modifiers – will be linked by arrows \longrightarrow pointing from the reaction to the product. Species may be present n times with the same role. In this case, we annotate the arrows with the multiplicity, as for instance in \xrightarrow{n} .

Reactant roles serve to order the arguments of the rate law of an enriched chemical reaction. Such a rate law is given by an enriched kinetic function:

$$\kappa' : (Roll \times \mathbb{R}_+)^k \rightarrow \mathbb{R}_+$$

We assume that any enriched kinetic function is well-behaved, in that any permutation of arguments with the same role does not change its value. When fixing the order of the arguments, any enriched kinetic function κ' can be replaced by a standard kinetic function κ , for instance such that $\kappa(z_S, z_S, z_I, z_{A'}, z_A) = \kappa'(subs:z_S, subs:z_S, inh:z_I, act:z_{A'}, acc:z_A)$. An enriched chemical reaction can then be replaced by a chemical reaction, in which the enriched kinetic function is replaced by a variable for a kinetic function. With the same ordering used to get κ from κ' , we obtain for the example from Figure 3:



Here, $\sim\kappa$ stands for a fresh variable for a standard kinetic function that is similar to κ . A model in our language is a tuple (S, R, I, O, K) where R is a

set of enriched reactions, $I, O \subseteq S$ and $K \subseteq R$. Note that we do not require to specify rate constants for outflows. Graphically, inflow species in I and outflow species in O are indicated respectively by ingoing and outgoing arrows $\cdots \cdots \cdots \rightarrow$. An example model in graphical syntax is given in Figure 4.

For any model in our language, we can generate a reaction network with variables for kinetic functions that are subject to similarity constraints. Therefore, we can define the steady state equations of any model in the language as before, except that kinetic functions as well as outflows rate constants will be represented by variables. An example is worked out in the next section.

Besides the graphical syntax, our language supports an XML syntax, which serves for writing the models, so that the graphs can be generated. We implemented tools for doing this in XSLT. These tools can also compute the steady state equations and perform abstract interpretation.

4. Example: Regulation of Metabolism of *B. subtilis*

As an example, we model the leucine biosynthesis pathway of *B. subtilis* in our language. This is one of the complex regulation mechanisms of the metabolism of *B. subtilis*, for which informal models are given in the Subtiwiki [13]. The precise similarity relation of the model will be defined in Section 5.

4.1. Model Design

Two variations of the model are given in graphical syntax in Figure 4 and Figure 7. The first reaction network describes the base regulation of the *ilv-leu* promoter ($P_{Ilv-Leu}$), and has a single unregulated reaction for *Leu* production. The second network refines the former, in that a regulation mechanism for *Leu* production is added, based on the *BkL-Bcd* operon. Note that we keep the basic model simpler since we do not consider any knockout candidates there, in contrast to the refined model.

For clearer visualization, species nodes have different colors depending on the type of the species: in this paper we will use proteins (P), metabolites (M), and promoters or binding sites (B). The variable z_B stands for the activity of the promoter or binding site B , while z_P and z_M stand for the concentrations of P and M .

We consider an acceleration function with $Acc(d) = 1 + d$ and an inhibition function with $Inh(d) = 1/Acc(d)$. We define the enriched kinetic functions exp such that for all tuples $t = (r_1 : d_1, \dots, r_k : d_k) \in (Rol \times \mathbb{R}_+)^k$:

$$exp(t) = \prod_{r_i \in \{subs, act\}} d_i \cdot \prod_{r_j = acc} Acc(d_j) \cdot Inh(\sum_{r_l = inh} d_l)$$

Note that the order of arguments with the same role is not important, so that function exp is well-behaved. When a reaction has the exp kinetics, then its inhibitors slow down the reaction but do not block it. Accelerators and activators both speed up the reaction. Furthermore, if one of the activators is missing then the reaction is blocked. One might want to generalize exp with

parameters defining the strength of respective accelerations and inhibitions. We do not do so, since these parameters are typically unknown, and since all such generalized expression kinetics will turn out to be similar. Generally, we are only interested in $\sim exp$, so similar definitions would do the job as well. The enriched mass-action kinetics is the special case $ma(t) = exp(t)$ for all $t \in (\{subs\} \times \mathbb{R}_+)^*$.

4.2. Basic Network

We start with a basic network in Figure 4 which already refines the one from [2].¹ Leucine biosynthesis is realized by enzymes which are coded by the genes of the *ilv-leu* operon. This operon is under the regulation of the promoter $P_{Ilv-Leu}$. For simplicity, we group the whole reaction network leading to the leucine biosynthesis into reaction r_8 .

The production of leucine depends on the activation of $P_{Ilv-Leu}$, which is done by reaction r_2 under the regulation of $TnrA$, $CcpA$, and $CodY$. Proteins $TnrA$ and $CodY$ are inflow species added by the context and degraded by reactions $r_{16'}$ and $r_{15'}$ respectively. These two proteins play also a regulatory role in leucine degradation by inhibiting reaction r_3 . Protein $CcpA$ is expressed by reaction r_{14} and degraded by reaction $r_{14'}$.

Transcription at the *ilv-leu* promoter is well known to be inhibited by $CodY$ through a binding of this latter on the promoter [16, 19, 20, 21, 22]. To model this action of $CodY$ on the promoter $P_{Ilv-Leu}$, we introduce the reaction r_1 which activates the binding site BS_{CodY} of $CodY$ at the promoter, which in turn slows down reaction r_2 and thus reduces the promoter's activity. The binding of $CodY$ to the promoter's binding site BS_{CodY} can be prohibited when $CcpA$ is bound to the promoter. Therefore the presence of $CcpA$ slows down reaction r_1 [23, 21] but it does not block it on average in a steady state.

The promoter $P_{Ilv-Leu}$ is also down-regulated by Leu in terms of a T-box [23, 24], which is captured by the negative control of the reaction r_2 by Leu .

Protein $TnrA$ forms a further inhibitor whose impact on the $P_{Ilv-Leu}$ promoter is represented by the binding site BS_{TnrA} through the reaction r_7 , this latter is degraded by reactions $r_{7'}$. Protein $CcpA$ is also independently up-regulating the *ilv-leu* operon transcription by binding on it, and thus activating reaction r_2 . The binding of $CcpA$ is captured by BS_{CcpA} through reaction r_9 . This latter is then degraded by $r_{9'}$. Moreover, the acceleration of the reaction r_2 by BS_{CcpA} is inhibited when BS_{TnrA} is active. Indeed, the active binding sites BS_{TnrA} and BS_{CcpA} can bind to each other while forming a DNA loop. This phenomenon is captured by the inhibition of the reaction r_9 by BS_{TnrA} .

From the model, the steady state equations in Figure 5 were inferred. These contain variables $exp^{(i)}$ for enriched kinetic functions similar to exp , and variables $ma^{(i)}$ for enriched kinetic functions similar to the mass-action law ma for any i . Note that $v_{r_{14}} = exp^{(14)}()$, which means that the kinetic function of r_{14}

¹Now BS_{CcpA} may inhibit the acceleration of r_2 through $CcpA$ via the new reaction r_9 , that replaces the previous direct acceleration of r_2 by $CcpA$.

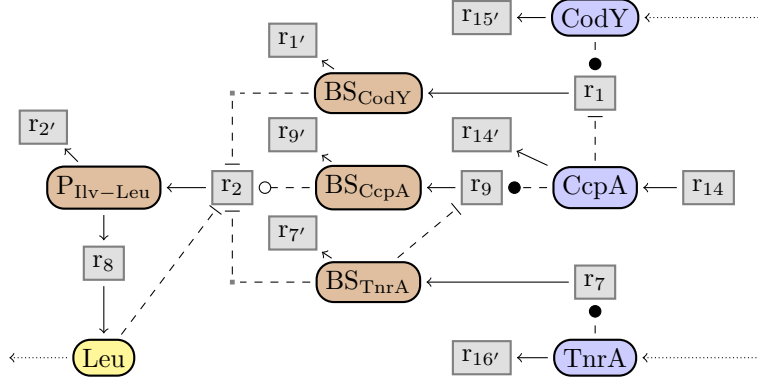


Figure 4: Basic reaction network of the regulation of promoter P_{Ilv-Leu} in *B. subtilis* without knockout candidates.

Flux balance equations:

$$\begin{array}{ll}
 (\text{Leu}) & v_{r_8} = y_{\text{Leu}} \\
 (\text{CcpA}) & v_{r_{14}} = v_{r_{14}'} \\
 (\text{CodY}) & x_{\text{CodY}} = v_{r_{15}'} \\
 (\text{TnrA}) & x_{\text{TnrA}} = v_{r_{16}'} \\
 (\text{BS}_{\text{CodY}}) & v_{r_1} = v_{r_{1'}} \\
 (\text{P}_{\text{Ilv-Leu}}) & v_{r_2} = v_{r_{2}'} + v_{r_8} \\
 (\text{BS}_{\text{TnrA}}) & v_{r_7} = v_{r_{7}'} \\
 (\text{BS}_{\text{CcpA}}) & v_{r_9} = v_{r_{9}'}
 \end{array}
 \quad
 \begin{array}{l}
 v_{r_2} = \exp^{(2)}(\text{inh}: z_{\text{BS}_{\text{CodY}}}, \text{acc}: z_{\text{BS}_{\text{CcpA}}}, \\
 \quad \text{inh}: z_{\text{Leu}}, \text{inh}: z_{\text{BS}_{\text{TnrA}}}) \\
 v_{r_{2}'} = \text{ma}^{(2)}(\text{subs}: z_{\text{P}_{\text{Ilv-Leu}}}) \\
 v_{r_7} = \exp^{(7)}(\text{act}: z_{\text{TnrA}}) \\
 v_{r_{7}'} = \text{ma}^{(7)}(\text{subs}: z_{\text{BS}_{\text{TnrA}}}) \\
 v_{r_8} = \exp^{(8)}(\text{subs}: z_{\text{P}_{\text{Ilv-Leu}}}) \\
 v_{r_9} = \exp^{(9)}(\text{inh}: z_{\text{BS}_{\text{TnrA}}}, \text{act}: z_{\text{CcpA}}) \\
 v_{r_{9}'} = \text{ma}^{(9)}(\text{subs}: z_{\text{BS}_{\text{CcpA}}}) \\
 v_{r_{14}} = \exp^{(14)}() \\
 v_{r_{14}'} = \text{ma}^{(14)}(\text{subs}: z_{\text{CcpA}}) \\
 v_{r_{15}'} = \text{ma}^{(15)}(\text{subs}: z_{\text{CodY}}) \\
 v_{r_{16}'} = \text{ma}^{(16)}(\text{subs}: z_{\text{TnrA}})
 \end{array}$$

Outfluxes:

$$y_{\text{Leu}} = \text{ma}^{(0)}(\text{subs}: z_{\text{Leu}})$$

Reaction rates:

$$\begin{array}{l}
 v_{r_1} = \exp^{(1)}(\text{inh}: z_{\text{CcpA}}, \text{act}: z_{\text{CodY}}) \\
 v_{r_{1'}} = \text{ma}^{(1)}(\text{subs}: z_{\text{BS}_{\text{CodY}}})
 \end{array}$$

Figure 5: Steady state equations for the basic reaction network in Figure 4.

is applied without any arguments. This reflects that r_{14} has no reactants or modifiers, so that its rate is constant.

Therefore the equations in Figure 5 can be simplified by eliminating the implicitly existentially quantified variables and replacing them by equivalent expressions. In particular, we can simplify the steady state equations in Figure 5 to the equations in Figure 6.

4.3. Prediction of Input Changes

In order to illustrate the qualitative reasoning methods that we will develop, we consider the overproduction problem of **Leu** for the **P_{Ilv-Leu}** network. The question is: which changes of the influxes may lead to an increase of the **Leu** outflux?

$$\begin{aligned}
v_{r_2} &= v_{r_2'} + y_{\text{Leu}} & v_{r_7} &= ma^{(7)}(subs: z_{\text{BS}_{\text{TnrA}}}) \\
y_{\text{Leu}} &= ma^{(0)}(subs: z_{\text{Leu}}) & y_{\text{Leu}} &= ma^{(8)}(subs: z_{\text{P}_{\text{Ilv-Leu}}}) \\
v_{r_1} &= exp^{(1)}(inh: z_{\text{CcpA}}, act: z_{\text{CodY}}) & v_{r_9} &= exp^{(9)}(inh: z_{\text{BS}_{\text{TnrA}}}, act: z_{\text{CcpA}}) \\
v_{r_1} &= ma^{(1)}(z_{\text{BS}_{\text{CodY}}}) & v_{r_9} &= ma^{(9)}(subs: z_{\text{BS}_{\text{CcpA}}}) \\
v_{r_2} &= exp^{(2)}(inh: z_{\text{BS}_{\text{CodY}}}, acc: z_{\text{BS}_{\text{CcpA}}}, & v_{r_{14}} &= exp^{(14)}() \\
&\quad inh: z_{\text{Leu}}, inh: z_{\text{BS}_{\text{TnrA}}}) & v_{r_{14}} &= ma^{(14)}(subs: z_{\text{CcpA}}) \\
v_{r_{2'}} &= ma^{(2)}(subs: z_{\text{P}_{\text{Ilv-Leu}}}) & x_{\text{CodY}} &= ma^{(15)}(subs: z_{\text{CodY}}) \\
v_{r_7} &= exp^{(7)}(act: z_{\text{TnrA}}) & x_{\text{TnrA}} &= ma^{(16)}(subs: z_{\text{TnrA}})
\end{aligned}$$

Figure 6: Simplified steady state equations for the basic PIlv-Leu network.

Informally, the problem can be solved as follows. **Leu** is produced only from **P_{Ilv-Leu}** via reaction **r₈**. The rate of this reaction can be increased by increasing the concentration of **P_{Ilv-Leu}**. Since **P_{Ilv-Leu}** is solely produced by reaction **r₂**, this requires to increase the rate of **r₂**. This can be done by either decreasing the concentrations or activities of one of its three inhibitors **Leu**, **BS_{CodY}**, or **BS_{TnrA}**, or by increasing the concentration of its accelerator **BS_{CcpA}**. Increasing **BS_{CcpA}** can either be reduced to decreasing the activity of its inhibitor **BS_{TnrA}**, a choice that we were considering independently already, or by increasing the concentration of its activator **CcpA**. The latter is not possible, since **CcpA** is not connected to any inflow, so it cannot be increased by changing the influxes. And the concentration of inhibitor **Leu** cannot be decreased, since we want to increase its outflux at the same time. Hence, either the activity of **BS_{CodY}** or **BS_{TnrA}** must be decreased. This is possible only as follows:

- 1a. decrease the influx of **CodY**, or
- 1b. decrease the influx of **TnrA**.

Either of these single changes could be enough, but a double change is also compatible with the target of leucine overproduction.

4.4. Refined Network

One of the aspects missing in the basic network is that leucine is also degraded for its use in fatty acid biosynthesis. This is regulated by several enzymes captured by the *Bkl-Bcd* operon. This aspect is modeled in the refined network in Figure 7, where we added the species **OP_{BkL-Bcd}** to the basic network.

We keep the refined network as simple as possible, in order to to illustrate the relevance of multiple change prediction (see [3] for a detailed network). Therefore, we first add some knockout candidates and second add operon **OP_{BkL-Bcd}** as an inhibitor of the production reaction of **Leu** **r₈**. The activity of operon **OP_{BkL-Bcd}** is increased by the new reaction **r₃**, which is inhibited by **TnrA** and **CodY**. Thereby, the presence of both **CodY** and **TnrA** now have a negative

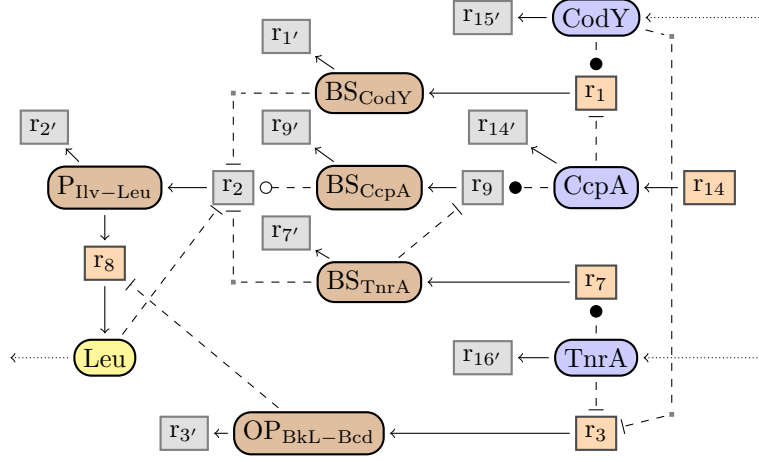


Figure 7: Refined PIlv-Leu network with regulation of Leu production by the *BkL-Bcd* operon. As knockout candidates, we added the five reactions in light orange.

effect on the production of **Leu**, while in the basic network there were only positive effects. The second new reaction **r₃'** degrades the activity of the operon so that it can become steady.

4.5. Prediction of Multiple Knockouts and Input Changes

It turns out that the predictions change with the refined network in Figure 7 by the addition of **OP_{BkL-Bcd}**.

It is still possible that a decrease of the influxes of **CodY** or **TnrA** may lead to an increase of the outflux of **Leu**, but this must no more be the case. Furthermore, an increase of **CodY** or **TnrA** may now also lead to an increase of the outflux of **Leu**, since it may lead to a decrease of the concentration of **OP_{BkL-Bcd}** which is an inhibitor of **r₈**. This may seem contradictory at a first glance, but in fact the changes of the influxes of **CodY** or **TnrA** now have positive and negative effects on the production of **Leu**. Therefore, none of these changes is safe, in that none of them must necessarily lead to an overproduction of **Leu**.

When looking into multiple changes, however, which may combine knockouts and influx changes, the contradictory situation for single changes can be resolved. Indeed, it turns out that **Leu** production will be safely increased by either of the following four double changes:

- 2a. decrease the influx of **CodY** and knockout reaction **r₃**, or
- 2b. increase the influx of **CodY** and knockout reaction **r₁**, or
- 2c. decrease the influx of **TnrA** and knockout reaction **r₃**, or
- 2d. increase the influx of **TnrA** and knockout reaction **r₁**.

Another way to safely increase the **Leu** production is to perform a triple change:

$$\begin{array}{lll}
\text{increase} & < & = \{(x, y) \in \mathbb{R}_+^2 \mid x < y\} \\
\text{decrease} & > & = \{(x, y) \in \mathbb{R}_+^2 \mid x > y\} \\
\text{no change} & \doteq & = \{(x, x) \mid x \in \mathbb{R}_+\}
\end{array}$$

Figure 8: The difference relations of partition $\Delta_3 = \{<, >, \doteq\}$.

$$\begin{array}{lll}
\text{increase but not from zero} & \uparrow & = \{(x, y) \in \mathbb{R}_+^2 \mid 0 < x < y\} \\
\text{increase from zero} & \uparrow\uparrow & = \{(0, y) \in \mathbb{R}_+^2 \mid 0 < y\} \\
\text{decrease but not to zero} & \downarrow & = \{(x, y) \in \mathbb{R}_+^2 \mid x > y > 0\} \\
\text{decrease to zero} & \downarrow\downarrow & = \{(x, 0) \in \mathbb{R}_+^2 \mid x > 0\} \\
\text{no change but not at zero} & \sim & = \{(x, x) \mid 0 \neq x \in \mathbb{R}_+\} \\
\text{no change at zero} & \approx & = \{(0, 0)\}.
\end{array}$$

Figure 9: The difference relations of partition $\Delta_6 = \{\uparrow, \uparrow\uparrow, \downarrow, \downarrow\downarrow, \sim, \approx\}$.

3. knockout reactions r_1 , r_3 , and r_7 at the same time.

The above results will be inferred by our prediction methods for multiple changes in Section 8. There we will also formalize what it means for a change to be safe.

5. Similarity by Difference Abstraction

We now define similarity relations on kinetic functions by abstracting from changes between real numbers or relations between real numbers. Influx decreases or reaction knockouts are a special case.

We now want to abstract the space of all changes in $\mathbb{R}_+ \times \mathbb{R}_+$ into a finite set of *difference relations*. For this, we partition the set $\mathbb{R}_+ \times \mathbb{R}_+$ into a finite collection of subsets $\Delta \subseteq 2^{\mathbb{R}_+ \times \mathbb{R}_+}$, so that we can abstract any change in $\mathbb{R}_+ \times \mathbb{R}_+$ into a unique *difference relation* of Δ .

In the examples, we will use two different partitions. For predicting inflow changes, we will use the ternary partition $\Delta_3 = \{<, >, \doteq\}$, defined in Figure 8. An influx increase or a speed-up of a reaction can be represented by $<$, and an influx decrease or a slow-down of a reaction is abstracted to $>$. The third difference relation \doteq represents a no change.

For predicting reaction knockouts, it is often better to use the senary partition $\Delta_6 = \{\uparrow, \uparrow\uparrow, \downarrow, \downarrow\downarrow, \sim, \approx\}$ as defined in Figure 9. Its difference relations can distinguish a reaction slow-down \downarrow from a reaction knockout $\downarrow\downarrow$. Note that Δ_6 refines the partition Δ_3 as follows:

$$\begin{array}{lll}
< & = & \uparrow \uplus \uparrow\uparrow \\
> & = & \downarrow \uplus \downarrow\downarrow \\
\doteq & = & \sim \uplus \approx
\end{array}$$

The general abstraction applies to relations $R \subseteq \mathbb{R}_+^p$. This subsumes the case of kinetic function κ of arity $p - 1$ and of exchange relations R_N for networks

N with $p = n + m + o$. We define Δ -difference abstraction of R as follows:

$$R^\Delta = \{(\delta_1, \dots, \delta_p) \in \Delta^p \mid \text{exist } (d_1, d'_1) \in \delta_1, \dots, (d_p, d'_p) \in \delta_p : \\ (d_1, \dots, d_p) \in R \text{ and } (d'_1, \dots, d'_p) \in R\}$$

So for instance, consider the exchange relation E_N for some reaction network N . Its difference abstraction E_N^Δ then expresses how the tuples in E_N may change when moving from one steady state of N to another.

Definition 3. Two kinetic functions $\kappa_1, \kappa_2 : (\mathbb{R}_+)^{p-1} \rightarrow \mathbb{R}_+$ are similar, written $\kappa_1 \sim_\Delta \kappa_2$, iff $\kappa_1^\Delta = \kappa_2^\Delta$.

Example 1. Let $ma_k(\text{subs}:d, \text{subs}:d') = k \cdot d \cdot d'$ be the binary mass action law with constant $k \in \mathbb{R}_+$. For any Δ , the differences abstractions ma_k^Δ are equal for all choices of parameter $k > 0$ since $ma_k^{\Delta_3} = \Delta_3$ (but not for $k = 0$).

This ternary relation is given by the binary set value function in the table on the right. For instance, the set $< \cdot \Delta_3 >$ contains $<$, since an increase (say from 1 to 10) times a smaller decrease (say from 2 to 1) is an increase (from 2 to 20). It also contains $>$ since an increase times a smaller decrease is a decrease, and \doteq since the identity may be obtained by the multiplication of an increase and a decrease one the exact inverse of the other.

δ	δ'	$\delta \cdot \Delta_3 \delta'$
$<$	$<$	$\{<\}$
$<$	$>$	$\{<, \doteq, >\}$
$<$	\doteq	$\{<, \doteq\}$
$>$	$<$	$\{<, \doteq, >\}$
$>$	$>$	$\{>\}$
$>$	\doteq	$\{\doteq, >\}$

The table for $ma_k^{\Delta_6} = \Delta_6$ can be computed analogously. Note however that there exist partitions Δ such that $ma_k^\Delta \neq \Delta$. For instance, we can choose $\Delta = \{I, \neg I\}$ where $I = \{(1, 1)\}$ and $\neg I = \mathbb{R}_+^2 \setminus I$. In this case we have for any $k \neq 1$ that $ma_k^\Delta(I, I) = \{(k, k)\}^\Delta = \{\neg I\} \neq I \cdot^\Delta I$, while for $k = 1$ it holds that $ma_1^\Delta(I, I) = \{I\} = I \cdot^\Delta I$. This partition Δ also illustrates that difference abstractions ma_k^Δ may depend on the choice of parameter k .

Example 2. We consider Michaelis-Menten laws that are enhanced with an additional activator, $mm_{k_1, k_2}(\text{subs}:d, \text{act}:d') = \frac{k_1 \cdot d \cdot d'}{k_2 + d'}$ where $k, k' \geq 0$. It can be shown that $(mm_{k_1, k_2})^{\Delta_3} = \Delta_3$ and $(mm_{k_1, k_2})^{\Delta_6} = \Delta_6$. Therefore, these difference abstractions are again independent of the choice of the parameters. Furthermore, for all parameters $k, k_1, k_2 > 0$, the two abstractions with partitions $\Delta \in \{\Delta_3, \Delta_6\}$ satisfy:

$$ma_k \sim_\Delta mm_{k_1, k_2}$$

This shows that these abstractions cannot distinguish between the mass-action laws and the enhanced Michaelis-Menten laws. It should be noticed though that there exist difference abstractions with other Δ 's that are able to do so.

It should be noticed that R^Δ is always a finite relation, since Δ is chosen to be finite. The relation R in contrast, may contain infinitely many tuples. As a

consequence, infinitely much information may be abstracted away, in particular the choice of the parameters of the kinetic functions.

The information preserved when abstracting with respect to Δ_3 is able to distinguish between inhibitors and activators, since these correspond to decreases $>$ and respectively increases $<$, while the distinction between activators and accelerators is very faint. In contrast, the refined difference abstraction with respect to Δ_6 is able to distinguish them clearly. Activation corresponds to increases from zero \uparrow and acceleration to increases in $\uparrow \cup \uparrow$. Similarly, the refined abstraction can clearly distinguish reaction knockouts from inhibitions that only slow down the reaction. The former corresponds to knockout decreases \downarrow of an active reaction and the latter to slow-down decrease \downarrow of an active reaction. Finally, removals of reactions from the network correspond to difference relation \approx , while \sim corresponds to the no-change of an active reaction.

Part II

Prediction Methods

We now present prediction methods for network changes, that apply to all models defined in our language.

We show in Section 6 how to derive difference constraints from steady state equations based on abstract interpretation. In Section 7 we explain the main ideas of how difference constraints can be used for qualitative reasoning about reaction networks, as needed for our prediction algorithms. In Section 8 we show how to infer from the solution set of a difference constraint the change predictions that it implies, and whether these predictions are just compatible for the target or even safe. Our tools for modeling reaction networks with partial kinetic information and prediction of network changes is presented in Section 9.

6. Abstract Interpretation to Difference Constraints

We now explain how to interpret steady state equations abstractly as difference constraints, which are used to apply qualitative reasoning on reaction networks modeled in our language, as we will show in the next section.

The idea is to lift the difference abstraction $.^\Delta$ from relations over \mathbb{R}_+ to relations over Δ to the level of constraints defining such relations. For instance, the arithmetic equation $x_A = ma_k(z_A, z_B)$ can be abstracted to a difference constraint that defines the relation ma_k^Δ . We write this difference constraint as $x_A \in ma_k(z_A, z_B)$, since now the variables are interpreted by values of Δ and ma_k is interpreted as the set valued function ma_k^Δ . It should be noticed that the relation ma_k^Δ is finite and independent of the unknown parameter k , i.e. the unknown parameter has been abstracted away successfully.

6.1. Arithmetic Constraints

Arithmetic constraints were used to define the steady state semantics of reaction networks. More formally, an arithmetic constraint is a conjunctive logic formula with existential quantifiers with the following abstract syntax:

$$\begin{aligned} \phi ::= & \quad x = \kappa^{(i)}(x_1, \dots, x_k) \quad | \quad x = x_1 + x_2 \quad | \quad x = x_1 \cdot x_2 \quad | \\ & \quad x_1 = x_2 \quad | \quad x \in S \quad | \quad \phi \wedge \phi' \quad | \quad \exists x. \phi \end{aligned}$$

where $i \in \mathbb{N}$, $\kappa : \mathbb{R}_+^k \rightarrow \mathbb{R}_+$, x, x_1, x_2 are variables, and $S \subseteq \mathbb{R}_+$ a finite set. The expression $\kappa^{(i)}$ is a variable for a kinetic function that is similar to κ , i.e. an implicitly existentially quantified variable that is subject to the similarity constraint $\kappa^{(i)} \sim \kappa$.

A solution of an arithmetic constraint ϕ with n variables can be identified with a tuple in \mathbb{R}_+^n since we assumed a total order on the variables. Therefore, the solution set $\text{sol}(\phi)$ of a formula ϕ satisfies $\text{sol}(\phi) \subseteq \mathbb{R}_+^n$.

Lemma 1. *The steady state equations of any reaction network N can be rewritten in linear time to an equivalent arithmetic constraint ϕ_N so that:*

$$\text{sol}(\phi_N) = E_N$$

PROOF. It is sufficient to flatten the terms in steady state equations, by introducing new existentially bound variables for all nested subterms. The resulting constraint ϕ_N is clearly equivalent, and thus it satisfies $\text{sol}(\phi_N) = E_N$ by Definition 2 of the exchange relation.

6.2. Difference Constraints

A difference constraint is a conjunctive logic formula with existential quantifiers with the following abstract syntax, where x is a variable, $d \in \mathbb{R}_+$, $S \subseteq \mathbb{R}_+$, and $\kappa : \mathbb{R}_+^k \rightarrow \mathbb{R}_+$:

$$\begin{aligned} \text{difference relation} \quad t & ::= x \mid d \\ \text{set of difference relations} \quad s & ::= t \mid S \mid s + s' \mid s \cdot s' \mid \kappa(s_1, \dots, s_k) \\ \text{difference constraints} \quad \psi & ::= t \in s \mid t = t' \mid \psi \wedge \psi' \mid \exists x. \psi \end{aligned}$$

The intuition of the semantics of a difference constraint is that its variables denote difference relations of some set Δ , while all real-valued relations in the difference constraint are Δ -abstracted to $+\Delta$, $\cdot\Delta$, S^Δ , and κ^Δ respectively. A real number $d \in \mathbb{R}_+$ is interpreted as the unique element of $\{d\}^\Delta$.

More formally, the semantics of a difference constraint for a partition Δ of difference relations is defined in Figure 10. It assumes a variable assignment α into Δ . The semantics of a term t is the difference relation $\llbracket t \rrbracket_{ele}^{\Delta, \alpha} \in \Delta$, the semantics of a term s is the set of difference relations $\llbracket s \rrbracket_{set}^{\Delta, \alpha} \in 2^\Delta$, and the semantics of a difference constraint ψ is the Boolean $\llbracket \psi \rrbracket^{\Delta, \alpha} \in \mathbb{B}$. Since any term of type t is also term of type s , it has two different semantics. These satisfy $\llbracket t \rrbracket_{set}^{\Delta, \alpha} = \{\llbracket t \rrbracket_{ele}^{\Delta, \alpha}\}$. Whether a term of t is given the element or set semantics depends on the context in which is used.

Difference relations:

$$\begin{aligned}\llbracket x \rrbracket_{ele}^{\Delta, \alpha} &= \alpha(x) \\ \llbracket d \rrbracket_{ele}^{\Delta, \alpha} &= \text{unique element of } \{d\}^\Delta\end{aligned}$$

Sets of difference relations:

$$\begin{aligned}\llbracket t \rrbracket_{set}^{\Delta, \alpha} &= \{\llbracket t \rrbracket_{ele}^{\Delta, \alpha}\} & \llbracket S \rrbracket_{set}^{\Delta, \alpha} &= S^\Delta \\ \llbracket s \cdot s' \rrbracket_{set}^{\Delta, \alpha} &= \llbracket s \rrbracket_{set}^{\Delta, \alpha} \cdot \Delta \llbracket s' \rrbracket_{set}^{\Delta, \alpha} & \llbracket s + s' \rrbracket_{set}^{\Delta, \alpha} &= \llbracket s \rrbracket_{set}^{\Delta, \alpha} + \Delta \llbracket s' \rrbracket_{set}^{\Delta, \alpha} \\ \llbracket \kappa(s_1, \dots, s_k) \rrbracket_{set}^{\Delta, \alpha} &= \kappa^\Delta(\llbracket s_1 \rrbracket_{set}^{\Delta, \alpha}, \dots, \llbracket s_k \rrbracket_{set}^{\Delta, \alpha})\end{aligned}$$

Difference constraints:

$$\begin{aligned}\llbracket t \in s \rrbracket^{\Delta, \alpha} &= (\llbracket t \rrbracket_{ele}^{\Delta, \alpha} \in \llbracket s \rrbracket_{set}^{\Delta, \alpha}) & \llbracket t = t' \rrbracket^{\Delta, \alpha} &= (\llbracket t \rrbracket_{ele}^{\Delta, \alpha} = \llbracket t' \rrbracket_{ele}^{\Delta, \alpha}) \\ \llbracket \psi \wedge \psi' \rrbracket^{\Delta, \alpha} &= \llbracket \psi \rrbracket^{\Delta, \alpha} \wedge^{\mathbb{B}} \llbracket \psi' \rrbracket^{\Delta, \alpha} & \llbracket \exists x. \psi \rrbracket^{\Delta, \alpha} &= (\exists \delta \in \Delta. \llbracket \psi \rrbracket^{\Delta, \alpha[x/\delta]} = 1)\end{aligned}$$

Figure 10: Semantics of difference constraints over Δ .

The set of all Δ -solutions of a difference constraints ψ with free variables x_1, \dots, x_n – listed in their order – is the following subset of Δ^n :

$$\text{sol}^\Delta(\psi) = \{(\alpha(x_1), \dots, \alpha(x_n)) \mid \llbracket \psi \rrbracket^{\Delta, \alpha} = 1\}$$

6.3. Abstract Interpretation

We can now abstract from arithmetic constraints by interpreting them as difference constraints:

$$\begin{aligned}\langle x = \kappa^{(i)}(x_1, \dots, x_k) \rangle &=_{df} x \in \kappa(x_1, \dots, x_k) & \langle x \in S \rangle &=_{df} x \in S \\ \langle x = x_1 + x_2 \rangle &=_{df} x \in x_1 + x_2 & \langle \phi \wedge \phi' \rangle &=_{df} \langle \phi \rangle \wedge \langle \phi' \rangle \\ \langle x = x_1 \cdot x_2 \rangle &=_{df} x \in x_1 \cdot x_2 & \langle \exists x. \phi \rangle &=_{df} \exists x. \langle \phi \rangle \\ \langle x_1 = x_2 \rangle &=_{df} (x_1 = x_2)\end{aligned}$$

An important point here is that the variables $\kappa^{(i)}$ for the partially known kinetic functions are replaced by the kinetic functions κ (which are interpreted as the κ^Δ in the semantics). Since the kinetic functions such as *exp* and *ma* have definitions by arithmetic expressions containing calls of the basic functions *Inh* and *Acc* and some constants only, their applications can be replaced by arithmetic expressions (interpreted over Δ), in which the only remaining kinetic functions will be *Inh*, *Acc*, and the constants $d \in \mathbb{R}_+$. In this way, the simplified steady state equations in Figure 6 for the basic $\text{P}_{\text{Ilv-Leu}}$ network are abstracted to the difference constraints in Figure 11.

For instance, the abstraction of $x = \text{ma}^{(i)}(\text{subs}:x_1)$ becomes the equation $x = x_1$, and the abstraction of $x = \text{ma}^{(i)}(\text{subs}:x_1, \text{acc}:x_2)$ the membership constraint $x \in x_1 \cdot \text{Acc}(x_2)$. For $x = \text{exp}^{(i)}(\text{subs}:x_1, \text{inh}:x_2, \text{inh}:x_3)$ the abstraction yields $x \in x_1 \cdot \text{Inh}(x_2 + x_3)$. The equation $x = \text{exp}^{(i)}()$ is interpreted abstractly to $x \in 1$. Note that $\llbracket 1 \rrbracket_{set}^{\Delta_3, \alpha} = \{\dot{=}\}$ while $\llbracket 1 \rrbracket_{set}^{\Delta_6, \alpha} = \{\sim\}$ for any variable assignment α .

$$\begin{array}{ll}
v_{r_2} \in v_{r_{2'}} + y_{\text{Leu}} & v_{r_7} = z_{\text{BS}_{\text{TnrA}}} \\
y_{\text{Leu}} = z_{\text{Leu}} & y_{\text{Leu}} = z_{\text{P}_{\text{Ilv-Leu}}} \\
v_{r_1} \in z_{\text{CodY}} \cdot \text{Inh}(z_{\text{CcpA}}) & v_{r_9} \in z_{\text{CcpA}} \cdot \text{Inh}(z_{\text{BS}_{\text{TnrA}}}) \\
v_{r_1} = z_{\text{BS}_{\text{CodY}}} & v_{r_9} = z_{\text{BS}_{\text{CcpA}}} \\
v_{r_2} \in z_{\text{BS}_{\text{CcpA}}} \cdot \text{Inh}(z_{\text{BS}_{\text{CodY}}} + z_{\text{Leu}} & v_{r_{14}} \in 1 \\
& + z_{\text{BS}_{\text{TnrA}}}) \\
v_{r_{2'}} = z_{\text{P}_{\text{Ilv-Leu}}} & v_{r_{14}} = z_{\text{CcpA}} \\
v_{r_7} = z_{\text{TnrA}} & x_{\text{CodY}} = z_{\text{CodY}} \\
& x_{\text{TnrA}} = z_{\text{TnrA}}
\end{array}$$

Figure 11: Difference constraints for the basic PIlv-Leu network (without $\text{OP}_{\text{BkL-Bcd}}$), inferred from the simplified steady state equations in Figure 6.

It should also be noticed that a membership constraint, such as $x \in \{0, 1\}$, remains unchanged syntactically by abstract interpretation, but afterwards it is interpreted semantically over Δ , so that it becomes for example equivalent to $x \in \{0, 1\}^\Delta$. Over Δ_6 this is equivalent to $x \in \{\uparrow, \downarrow, \sim, \approx\}$, while over Δ_3 it is always true.

Theorem 1 (Soundness). *For any arithmetic constraint ϕ and partition $\Delta \subseteq 2^{\mathbb{R}_+ \times \mathbb{R}_+}$ into difference difference relations, the set of Δ -solutions of the abstract interpretation $\langle \phi \rangle$ over-approximates the Δ -difference abstraction of the set of solutions of ϕ , that is:*

$$\text{sol}(\phi)^\Delta \subseteq \text{sol}^\Delta(\langle \phi \rangle).$$

PROOF. We first note that for any two relations $R_1, R_2 \subseteq \mathbb{R}_+^n$:

$$(\text{intersect}) \quad (R_1 \cap R_2)^\Delta \subseteq R_1^\Delta \cap R_2^\Delta$$

This can be verified straightforwardly from the definition of the difference abstraction. It will turn out to be the reason why proper approximations may appear when abstracting conjunctions.

Then we proceed by induction on the structure of arithmetic constraints ϕ . For the variables in the proof, we always assume for simplicity that they are ordered $x_1 x_2 \dots x_k x$.

Case ϕ is $x = \kappa^{(i)}(x_1, \dots, x_k)$. By definition of solutions we have that $\text{sol}(\phi) = \{(d_1, \dots, d_k, d) \in \mathbb{R}_+^{k+1} \mid d = \kappa'(d_1, \dots, d_k), \kappa' \sim_\Delta \kappa\}$, i.e., $\text{sol}(\phi) = \{\kappa' \mid \kappa' \sim_\Delta \kappa\}$. Thus, $\text{sol}(\phi)^\Delta = \kappa^\Delta$. Furthermore, $\langle \phi \rangle$ is equal to $x \in \kappa(x_1, \dots, x_k)$ so that $\text{sol}^\Delta(\langle \phi \rangle) = \kappa^\Delta = \text{sol}(\phi)^\Delta$.

Case ϕ is $x = x_1 + x_2$. This follows, since $\text{sol}(\phi)^\Delta = +^\Delta$. Furthermore $\langle \phi \rangle$ is equal to $x \in x_1 + x_2$ so that $\text{sol}^\Delta(\langle \phi \rangle) = +^\Delta$ and thus $\text{sol}(\phi)^\Delta = \text{sol}^\Delta(\langle \phi \rangle)$.

Case ϕ is $x = x_1 \cdot x_2$. This follows in analogy to the case of addition.

Case ϕ is $x_1 = x_2$. We first note that $\{(d, d) \mid d \in \mathbb{R}_+\}^\Delta = \{(\delta, \delta) \mid \delta \in \Delta\}$ since Δ is a partition of $\mathbb{R}_+ \times \mathbb{R}_+$. We now can conclude as follows: $\text{sol}(\phi)^\Delta = \{(d, d) \mid d \in \mathbb{R}_+\}^\Delta = \{(\delta, \delta) \mid \delta \in \Delta\} = \text{sol}^\Delta(\langle \phi \rangle)$.

Case ϕ is $x \in S$. In this case we have $\text{sol}(\phi) = S$, so that $\text{sol}(\phi)^\Delta = S^\Delta = \text{sol}^\Delta(x \in S) = \text{sol}^\Delta(\langle \phi \rangle)$.

Case ϕ is $\phi_1 \wedge \phi_2$. Hence $\text{sol}(\phi) = \text{sol}(\phi_1) \cap \text{sol}(\phi_2)$ and thus as claimed by (intersect) at the beginning $\text{sol}(\phi)^\Delta \subseteq \text{sol}(\phi_1)^\Delta \cap \text{sol}(\phi_2)^\Delta$. From the induction hypothesis applied to ϕ_1 and ϕ_2 , it follows that $\text{sol}(\phi_i)^\Delta \subseteq \text{sol}(\langle \phi_i \rangle)$ for $i = 1, 2$, and thus $\text{sol}(\phi)^\Delta \subseteq \text{sol}(\phi_1)^\Delta \cap \text{sol}(\phi_2)^\Delta \subseteq \text{sol}^\Delta(\langle \phi_1 \rangle) \cap \text{sol}^\Delta(\langle \phi_2 \rangle) = \text{sol}^\Delta(\langle \phi \rangle)$.

Case ϕ is $\exists x.\phi'$. There case where x does not occur freely in ϕ' is easy, since we can drop the quantifier $\exists x$. Otherwise, we can assume that ϕ' has the free variables x_1, \dots, x_k and that $x = x_i$ where $1 \leq i \leq k$. For any set D and tuple set $S \subseteq D^k$ we define the projection $\Pi_x(S) = \{(d_1, \dots, d_{i-1}, d_{i+1}, \dots, d_k) \mid (d_1, \dots, d_k) \in S\}$. We first note that:

$$(\text{project}) \quad \Pi_x(\text{sol}(\phi'))^\Delta = (\Pi_x(\text{sol}(\phi')))^\Delta$$

All elements of $\mathbb{R}_+ \times \mathbb{R}_+$ belong to some difference in Δ . Based on the equation on projection, we can conclude as follows:

$$\begin{aligned} \text{sol}(\exists x.\phi')^\Delta &= (\Pi_x(\text{sol}(\phi'))^\Delta)^\Delta =_{\text{project}} \Pi_x(\text{sol}(\phi'))^\Delta \\ &\subseteq_{\text{ind.hyp.}} \Pi_x \text{sol}(\langle \phi' \rangle) = \text{sol}(\exists x.\langle \phi' \rangle) = \text{sol}^\Delta(\langle \exists x.\phi' \rangle). \end{aligned}$$

This theorem shows for any reaction network N with steady state equations equivalent to ϕ_N that the set of Δ -solutions of the abstract interpretation $\langle \phi_N \rangle$ is a correct over-approximation of the abstraction E_N^Δ of the exchange relation of N .

Corollary 1. *If $E_N = \text{sol}(\phi_N)$ then $(E_N)^\Delta \subseteq \text{sol}^\Delta(\langle \phi_N \rangle)$.*

PROOF. This follows immediately from Theorem 1.

7. Qualitative Reasoning with Difference Constraints

We next illustrate how to reason qualitatively about reaction networks by investigating solution sets of difference constraints. Since difference constraints have finite domains, we can compute all solutions of difference constraints by using finite domain constraint programming. In simple cases, we can use constraint simplification for this purpose, similarly to what is done by the propagation mechanisms for finite domain constraint solvers.

7.1. Specifying Change Targets

The first thing we have to do is to specify a target for a network changes. For instance, we may want to change the $\text{P}_{\text{IIV-Leu}}$ network in order to increase the outflux of **Leu**. In this case, the overproduction target can be expressed by the formula $y_{\text{Leu}} = <$. It should be notice that this formula is not a difference constraint. Indeed, it can only be interpreted over Δ_3 but not over arbitrary Δ 's. In general, a change target is some Δ -difference formula for some fixed domain Δ :

	x_{CodY}	x_{TnrA}	y_{Leu}	target satisfied?	quality
1.	$>$	$\dot{=}$	$<$	yes	safe
2.	$\dot{=}$	$>$	$<$	yes	safe
3.	$>$	$>$	$<$	yes	safe
4.	$>$	$<$	$<$	yes	unsafe by 7. or 11.
5.	$<$	$>$	$<$	yes	unsafe by 8. or 12.
6.	$\dot{=}$	$\dot{=}$	$\dot{=}$	no	
7.	$>$	$<$	$\dot{=}$	no	
8.	$<$	$>$	$\dot{=}$	no	
9.	$\dot{=}$	$<$	$>$	no	
10.	$<$	$\dot{=}$	$>$	no	
11.	$>$	$<$	$>$	no	
12.	$<$	$>$	$>$	no	
13.	$<$	$<$	$>$	no	

Figure 12: The set of all solutions of the difference constraint in Figure 11, derived from the basic PIlv-Leu network (without $\text{OP}_{BkL-Bcd}$), and their interpretation with respect to the target $y_{\text{Leu}} = <$.

Definition 4. The set of Δ -difference formulas Ψ is the least set that contains all difference constraints ϕ , all formulas $x \in \Delta'$ where x is a variable and $\Delta' \subseteq \Delta$, and that is closed under the first-order connectives, ie.:

$$\Psi ::= \phi \mid x \in \Delta' \mid \Psi \wedge \Psi' \mid \neg \Psi \mid \exists x. \Psi$$

We define the Δ -difference formula $x = \delta$ as syntactic sugar for $x \in \{\delta\}$ for any $\delta \in \Delta$ and variable x .

7.2. Constraint Solving

We illustrate how to use constraint solving to answer the question from Section 4.3: which changes of the influxes of the basic PIlv-Leu network may cause the change target $y_{\text{Leu}} = <$? In order to find the answer, we interpret the difference constraint inferred for the network in Figure 11 over Δ_3 , which is good enough for this simple case.

We now consider the difference constraint in Figure 12, which is derived from the basic PIlv-Leu network (without $\text{OP}_{BkL-Bcd}$). The control variables of this network are x_{CodY} and x_{TnrA} , since these represent the changes that we want to control. Besides the control variables, we are also interested in the free variables of the target formula, which in our case correspond only to y_{Leu} . All the other variables of the constraint are considered as local, so that their values are projected away in solution sets. The set of all solutions of this constraint could be enumerated by our finite domain constraint solver. There are 13 solutions after projection to the global variables x_{CodY} , x_{TnrA} and y_{Leu} . Only 5 solutions do also satisfy the target $y_{\text{Leu}} = <$. From those, only the first

$$\begin{array}{lll}
(\text{no}_1) & \text{Inh}(1) \Rightarrow 1 & (\text{no}_3) \quad t \cdot 1 \Rightarrow t \quad (\text{ip}) \quad x + x \Rightarrow x \\
(\text{no}_2) & \text{Acc}(1) \Rightarrow 1 & (\text{no}_4) \quad 1 \cdot t \Rightarrow t \quad (\text{si}) \quad t \in t' \Rightarrow t = t' \\
(\text{bv}) & \exists x. (x = t \wedge \psi) \Rightarrow \psi[t/x] \\
(\text{inh}) & t \in \text{Inh}(t + s) \Rightarrow t \in \text{Inh}(s)
\end{array}$$

Figure 13: Basic simplification rules.

$$(\text{inh}+) \quad \text{Inh}(s) \cdot \text{Inh}(s') \Rightarrow \text{Inh}(s + s')$$

Figure 14: Special simplification rule

three are safe with respect to the target, in that no other solution with the same values of x_{CodY} and x_{TnrA} violates the target. This shows that the target will be safely satisfied if we either decrease the influx of **CodY**, the influx of **TnrA**, or both of them.

7.3. Constraint Simplification

Since the **P_{Ilv-Leu}** network is quite simple, one can obtain the same predictions based on constraint simplification by term rewriting without any search. This kind of formal reasoning is very similar to the intuitive reasoning from Section 4.3.

Here we present a simplification algorithm that is correct only for specific choices of Δ , as for instance Δ_3 and Δ_6 . The first restriction we need is that Acc^Δ and Inh^Δ are functional relations, so that we can rewrite $x \in \text{Inh}(t)$ to $x = \text{Inh}(t)$ and then eliminate x by substitution with $\text{Inh}(t)$.

In order to do so, we consider a variant of difference constraints in which applications $\text{Acc}(t)$ and $\text{Inh}(t)$ are used for defining a single difference relation, rather than a set thereof.

$$\begin{array}{ll}
\text{difference relation} & t ::= x \mid d \mid \text{Acc}(t) \mid \text{Inh}(t) \\
\text{set of difference relations} & s ::= t \mid S \mid s + s' \mid s \cdot s' \mid \text{Acc}(s) \mid \text{Inh}(s) \\
\text{difference constraints} & \psi ::= t \in s \mid t = t' \mid \psi \wedge \psi' \mid \exists x. \psi
\end{array}$$

In Figure 13 we present a collection of basic term rewrite rules for simplifying difference constraints. Their correctness under the above assumptions on Δ is straightforward. Rule (bv) replaces equal by equal while eliminating existentially bound variables (all variables z_{A} and v_{ri} are implicitly existentially quantified). The simplification rules (no_i) remove the constant 1 (which over Δ_3 is interpreted as \doteq and over Δ_6 as \sim). The third rule (si) simplifies membership in singletons to equality. Rule (ip) expresses the idempotence of addition. The result of the basic simplification for the difference constraints for the basic **P_{Ilv-Leu}** network with the rewrite rules in Figure 13 is the following constraint:

$$y_{\text{Leu}} \in \text{Inh}(x_{\text{TnrA}}) \cdot \text{Inh}(x_{\text{CodY}} + y_{\text{Leu}} + x_{\text{TnrA}}) .$$

The constraint can be further simplified by applying the rewrite rule (inh+) in Figure 14, whose correctness requires a further restriction on Δ :

$$y_{\text{Leu}} \in \text{Inh}(x_{\text{TnrA}} + x_{\text{CodY}} + y_{\text{Leu}} + x_{\text{TnrA}}) .$$

With a further application of simplification rule (ip), we obtain:

$$y_{\text{Leu}} \in \text{Inh}(x_{\text{CodY}} + y_{\text{Leu}} + x_{\text{TnrA}}) .$$

When working over Δ_3 and assuming our target $y_{\text{Leu}} = <$ then we can simplify the constraint further to: $< \in \text{Inh}(x_{\text{CodY}} + x_{\text{TnrA}})$ This is equivalent to

$$x_{\text{CodY}} = > \vee x_{\text{TnrA}} = > .$$

This can be satisfied by decreasing the influx of either **CodY** or **TnrA**. Thus, we obtain the same safe solutions as before.

8. Predicting Multiple Changes

Some changes of influxes or reaction knockouts may have more than one possible outcome, so that the target get either get satisfied or not – while others may have only one outcome. This observation was made already in Section 7 with the solutions that were safe or unsafe for leucine overproduction.

For example, reconsider Figure 12 with the solutions of the difference constraint for the basic **P_{Ilv-Leu}** network. Consider the solution 5, 8, and 12. All three solutions require an increase of the **CodY** influx and a decrease of the **TnrA** influx at the same time. But the outcomes are different: solution 5 satisfies the target of leucine overproduction, while solutions 8 and 12 do not since they decrease the outflux of **Leu** or respectively leave it unchanged. Therefore, we said that solution 5 is not safe for the target. On the other hand, some changes may have only one possible outcome, as for safe solutions 1, 2 and 3.

It should be noticed that multiple outcomes are possible because of the lack of information on kinetic parameters. In the example, this does not let us determine whether the effect of the increase of **CodY** influx prevails on the decrease of **TnrA**, or the other way around, or whether they cancel each other out.

When looking for the overproduction of metabolites it is then important to distinguish the safe changes that *for sure* produce the desired effect because the overproduction happens for all the possible outcomes, from the compatible changes that simply *may* produce the target effect, because for some other outcomes the effect does not happen.

Definition 5 (N-fold Changes). The set of control variables of a network $N = (S, R, I, O, K)$ is $\{x_s \mid s \in I\} \cup \{o_r \mid r \in K\}$. A Δ -control assertion for N is a Δ -difference formula of the following form:

$$x_1 = \delta_1 \quad \wedge \quad x_2 = \delta_2 \quad \wedge \quad \cdots \quad \wedge \quad x_p = \delta_p$$

where x_1, \dots, x_p are pairwise distinct control variables of N and $\delta_1, \dots, \delta_p \in \Delta$. A control assertion is called total if it contains all control variables of N and partial otherwise. A n -fold change is a total control assertion in which the number of variables with values in $\Delta \setminus \{\llbracket d \rrbracket_{ele}^{\Delta, \alpha} \mid d \in \mathbb{R}_+\}$ is equal to n .

For Δ_6 , an inflow change has the form $x_s = \uparrow$ or $x_s = \downarrow$ where $s \in I$, and a knockout has the form $o_r = \downarrow$ for some knockout candidate $r \in K$. When inflow changes and knockouts are combined, we talk about *mixed changes*, as opposed to *strict changes*, when only knockouts or only inflow changes are involved. Several changes are generally possible for a given network, involving one or more inflow variables as for the basic $P_{Ilv-Leu}$ network, but possibly also one or more knockout variables as discussed later for the refined $P_{Ilv-Leu}$ network.

Definition 6 (Safeness). Let N be a network and Δ a set of difference relations, Θ be a Δ -difference formula, and Ψ be a Δ -change. The change Ψ is said *safe* for a target Θ if $\langle \phi_N \rangle \wedge \Psi \models \Theta$ (over Δ). We say that Ψ is unsafe for Θ if $\langle \phi_N \rangle \wedge \Psi \wedge \Theta$ is satisfiable but $\langle \phi_N \rangle \wedge \Psi \not\models \Theta$.

So for example there are two single Δ_3 -changes and one double Δ_3 -change in the basic $P_{Ilv-Leu}$ network, that are safe with respect to the target of leucine overproduction. Note that this network has no knockout candidates, so all changes there are inflow changes. The two single changes correspond to solutions 1 and 2 in Figure 12 and the double change to solution 3. Remarkably, this double safe change is obtained as a combination of two single safe changes. Conversely, when a safe change is combined with an unsafe change or with a change which is not compatible with the target, the result is often unsafe as well, as for solution 4 obtained by the combination of 1 and 9. According to our experience, the combination of safe or unsafe changes with other unsafe changes or changes incompatible with the target gives usually rise to unsafe changes. Exceptions are however possible as discussed in Section 8.1.

Depending on the complexity of the network there may exist no safe change at all.

8.1. Application example

The refined $P_{Ilv-Leu}$ network in Figure 7 allows several changes, given by all the combinations of inflow changes discussed for the simple $P_{Ilv-Leu}$ network together with the knockouts of r_1, r_3, r_7, r_{14} . All the safe and unsafe changes are listed respectively in Appendix 13.1 and 13.2. The presence of the species $OP_{BKL-Bcd}$ influenced by $CodY$ and $TnrA$ modifies considerably the effect of the changes discussed in the simple network. There the two inflows acted as simple inhibitors of Leu , while in the refined network both the effects of inhibition and acceleration are present and make unpredictable the outcome of any strict inflow change.

In fact, all the strict inflow changes are compatible with leucine increase but unsafe, as shown by solutions 1–4 and 20–23 in Appendix 13.2. The simplest safe changes are instead represented by the knockouts of r_1, r_3 or r_7 , corresponding

to solutions 1–3 in Appendix 13.1. These can be combined at will to obtain more complex changes, that are still safe as shown by solutions 4–6 and 11. Intuitively, each of these knockouts blocks one of the three inhibitions acting on the production of leucine, either indirectly through r_2 or directly on r_8 . Conversely, the knockout of r_{14} alone is not compatible with leucine increase, as one would expect since the only effect of this reaction is an acceleration of the production of the unique **Leu** precursor.

Further safe changes can be remarkably obtained by combining inflow changes (that are unsafe when applied alone, as previously discussed, or even incompatible with leucine outflow increase) with targeted knockouts. For example, the knockout of r_1 can block the inhibitory effect of **CodY** on **Leu**, so that an increase of **CodY** inflow also contributes to the overproduction of leucine. Intuitively, in Figure 7 we can see that once r_1 is blocked, an increase of **CodY** inflow has the only effect of inhibiting the inhibition of the production of **Leu** carried out by **OP_{BKL-Bcd}**, whose net effect is an acceleration of leucine outflow. In the same way r_7 can be knocked out and the inflow of **TnrA** can be increased to obtain the safe mixed double change 10 in Appendix 13.1.

Conversely, it is possible to block the positive effect of **CodY** and **TnrA** on **Leu** by knocking out r_3 , getting back in practice the basic **P_{Ilv-Leu}** network. Indeed, if r_3 is knocked out we obtain solutions analogous to those listed in Figure 12, corresponding respectively to safe changes 8, 9, 20 in Appendix 13.1 and unsafe changes 47, 48 in Appendix 13.2. The presence of the knockout of r_3 allows however several other unsafe changes obtained by combination with **CodY** and **TnrA** inflow changes.

Safe double mixed changes can be further combined to obtain more complex safe changes, represented by solutions 12–19, 21–33 in Appendix 13.1.

8.2. Application to more complex networks

The basic and refined **P_{Ilv-Leu}** networks are part of a more complex network module presented in [3], where single mixed knockouts were discussed. With respect to leucine overproduction, this complex network is an example of a model for which there exists no safe single or double knockout. Despite the complexity of the network, qualitative reasoning allowed us to exclude 7 over 21 knockout candidates because they turned out to be incompatible with leucine overproduction. This shows how qualitative reasoning can be useful even in the absence of safe solutions, when uncertainty allows reasoning only about compatibility or incompatibility of changes with respect to the desired target.

Work on improving the predictions for the complex network in [3] are in progress. Preliminary results show us the presence of safe changes appearing after a minimum of three knockouts, remarkably in agreement with the choice of the 6 knockouts previously tested in wet lab experimentation.

9. Modeling and Prediction Tool

We have implemented a tool for modeling reaction networks in our language and performing change predictions. The input of the tool are a reaction network

in XML syntax and an overproduction target. From that, the steady state semantics is derived, from which the corresponding difference constraints are computed and solved. The set of all solutions is then analyzed in order to filter out solutions that are compatible with the target or even safe.

XML Syntax. As its input, our tool uses an XML syntax for reaction networks that is then converted into an equivalent graphical syntax by an XSLT transformation, which produces latex graphics using the Tikz package. These graphics are included into the sources of the present article. For instance, the XML syntax for the basic $P_{IIV}-Leu$ network from Figure 4 is given in Appendix 14.

Since both syntaxes are equivalent, the XML syntax could be generated from the graphical syntax. There exist tools for graphical input for Petri nets, but their sources are not freely available. And as it turned out for our purposes, the XML syntax was by far good enough as input syntax.

Constraint Solver. Difference constraint can be solved over a fixed domain Δ by finite domain constraint solving. The previous constraint solver from [1] was implemented in Scala [17] from scratch. This solver could enumerate the n -best solutions where $n \leq 3000$, while consuming considerable time with more than 10 minutes.

We now implemented a new solver by compiling difference constraints over Δ to MiniZinc [18]. Thereby the difference constraints can be solved much more efficiently. Therefore it can indeed return the complete set of all solutions sets in all our application, while enumerating more than 5000 solutions in less than a second. An example for the MiniZinc constraint formulation of the difference constraint in Figure 11 over Δ_6 is given in the Appendix 15.

Analysis of Solutions Sets. A considerable effort was also spent for a proper analysis of solutions sets. Most importantly, they must be presented in a readable output format, since they tend to be very large. For this, we sorted and grouped solution sets, eliminated duplicates and removed irrelevant variables. We also compute the sets of safe solutions automatically, based on XPath queries with data joins. All these transformations were also done in XSLT.

10. Conclusions

We have presented a formal modeling language for chemical reaction networks with partial kinetic information, and shown how to abstract away from the unknowns thanks abstract interpretation. We have illustrated that this allows us to reason qualitatively about such networks, so that we can predict influx changes, reaction knockouts, or multiple change of these types. We have illustrated the relevance of the notion of safe changes, and how to compute them by inspecting the set of all solutions of a difference constraint.

An immediate question for future work is to find safe multiple changes for big reaction networks as the one in [3] and to validate them in the wet lab. An important question for future work on the longer scale is how to develop finer abstractions for quantitative predictions.

11. Acknowledgements

The authors would like to thank Emilie Allart and Debarun Dhali for proof-reading. This research was supported by the European Union (Marie Curie ITN AMBER, 317338), the French National Research Agency (ICEBERG-ANR-10-BINF-06-01), and the University of Lille, through the BQR project “Biologie synthétique pour la synthèse dirigée de peptides microbiens bioactifs”.

12. References

- [1] M. John, M. Nebut, J. Niehren, [Knockout Prediction for Reaction Networks with Partial Kinetic Information](#), in: 14th International Conference on Verification, Model Checking, and Abstract Interpretation, 2013, pp. 355–374.
- [2] J. Niehren, M. John, C. Versari, F. Coutte, P. Jacques, [Qualitative Reasoning about Reaction Networks with Partial Kinetic Information](#), in: Computational Methods for Systems Biology, Nantes, France, 2015, p. 12.
- [3] F. Coutte, J. Niehren, D. Dhali, M. John, C. Versari, P. Jacques, [Modeling Leucine’s Metabolic Pathway and Knockout Prediction Improving the Production of Surfactin, a Biosurfactant from Bacillus Subtilis](#), Biotechnology Journal 10 (8) (2015) 1216–34.
- [4] M. Feinberg, [Chemical reaction network structure and the stability of complex isothermal reactors—I. the deficiency zero and deficiency one theorems](#), Chemical Engineering Science 42 (10) (1987) 2229 – 2268.
- [5] L. Calzone, F. Fages, S. Soliman, [BIOCHAM: an environment for modeling biological systems and formalizing experimental knowledge](#), Bioinformatics 22 (14) (2006) 1805–1807.
- [6] S. Hoops, S. Sahle, R. Gauges, C. Lee, J. Pahle, N. Simus, M. Singhal, L. Xu, P. Mendes, U. Kummer, Copasi—a complex pathway simulator, Bioinformatics 22 (24) (2006) 3067–3074.
- [7] F. Fages, S. Gay, S. Soliman, [Inferring reaction systems from ordinary differential equations](#), Theor. Comput. Sci. 599 (2015) 64–78.
- [8] J. D. Orth, I. Thiele, B. O. Palsson, What is flux balance analysis?, Nature biotechnology 28 (3) (2010) 245–248.
- [9] J. A. Papin, J. Stelling, N. D. Price, S. Klamt, S. Schuster, B. O. Palsson, Comparison of network-based pathway analysis methods, Trends in biotechnology 22 (8) (2004) 400–405.
- [10] J. M. Otero, J. Nielsen, Industrial systems biology, Industrial Biotechnology: Sustainable Growth and Economic Success.

- [11] S. B. Sohn, T. Y. Kim, J. M. Park, S. Y. Lee, In silico genome-scale metabolic analysis of *Pseudomonas putida* kt2440 for polyhydroxyalkanoate synthesis, degradation of aromatics and anaerobic survival, *Biotechnol. J.* 5 (7) (2010) 739–750.
- [12] C. Jungreuthmayer, J. Zanghellini, Designing optimal cell factories: integer programming couples elementary mode analysis with regulation, *BMC systems biology* 6 (1) (2012) 103.
- [13] U. Mäder, A. G. Schmeisky, L. A. Flórez, J. Stülke, Subtiwiki2014a comprehensive community resource for the model organism *Bacillus subtilis*, *Nucleic acids research* (2011) gkr923.
- [14] K. D. Forbus, Qualitative reasoning, in: A. B. Tucker (Ed.), *The Computer Science and Engineering Handbook*, CRC Press, 1997, pp. 715–733.
- [15] P. Cousot, R. Cousot, Systematic design of program analysis frameworks, in: *POPL*, 1979, pp. 269–282.
- [16] U. Mäder, S. Hennig, M. Hecker, G. Homuth, [Transcriptional organization and posttranscriptional regulation of the *Bacillus subtilis* branched-chain amino acid biosynthesis genes.](#), *Journal of bacteriology* 186 (8) (2004) 2240–2252.
- [17] M. Odersky, [The evolution of scala: Ple’14 keynote](#), in: R. Urma, D. A. Orchard, A. Mycroft (Eds.), *Proceedings of the 1st Workshop on Programming Language Evolution, PLE@ECOOP 2014*, Uppsala, Sweden, July 28, 2014, ACM, 2014, p. 4.
- [18] N. Nethercote, P. J. Stuckey, R. Becket, S. Brand, G. J. Duck, G. Tack, [Minizinc: Towards a standard CP modelling language](#), in: C. Bessiere (Ed.), *Principles and Practice of Constraint Programming - CP 2007*, 13th International Conference, CP 2007, 2007, *Proceedings*, Vol. 4741 of LNCS, Springer, 2007, pp. 529–543.
- [19] V. Molle, Y. Nakaura, R. P. Shivers, H. Yamaguchi, R. Losick, Y. Fujita, A. L. Sonenshein, [Additional targets of the *Bacillus subtilis* global regulator CodY identified by chromatin immunoprecipitation and genome-wide transcript analysis.](#), *Journal of bacteriology* 185 (6) (2003) 1911–1922.
- [20] R. P. Shivers, A. L. Sonenshein, [Activation of the *Bacillus subtilis* global regulator CodY by direct interaction with branched-chain amino acids.](#), *Molecular microbiology* 53 (2) (2004) 599–611.
- [21] S. Tojo, T. Satomura, K. Morisaki, J. Deutscher, K. Hirooka, Y. Fujita, [Elaborate transcription regulation of the *Bacillus subtilis* *ilv-leu* operon involved in the biosynthesis of branched-chain amino acids through global regulators of CcpA, CodY and TnrA](#), *Molecular Microbiology* 56 (6) (2005) 1560–1573.

- [22] A. C. Villapakkam, L. D. Handke, B. R. Belitsky, V. M. Levdikov, A. J. Wilkinson, A. L. Sonenshein, [Genetic and Biochemical Analysis of the Interaction of *Bacillus subtilis* CodY with Branched-Chain Amino Acids](#), J. Bacteriol. 191 (22) (2009) 6865–6876.
- [23] S. R. Brinsmade, R. J. Kleijn, U. Sauer, A. L. Sonenshein, [Regulation of CodY Activity through Modulation of Intracellular Branched-Chain Amino Acid Pools](#), J. Bacteriol. 192 (24) (2010) 6357–6368.
- [24] J. A. Grandoni, S. A. Zahler, J. M. Calvo, [Transcriptional regulation of the *ilv-leu* operon of *Bacillus subtilis*](#), Journal of bacteriology 174 (10) (1992) 3212–3219.

Part III

Appendix

13. Solutions for Leucine Increase

13.1. Safe Changes for Δ_6

	o_{r_1}	o_{r_3}	o_{r_7}
1.	\Downarrow	\sim	\sim
2.	\sim	\Downarrow	\sim
3.	\sim	\sim	\Downarrow

	o_{r_1}	o_{r_3}	o_{r_7}
4.	\Downarrow	\Downarrow	\sim
5.	\Downarrow	\sim	\Downarrow
6.	\sim	\Downarrow	\Downarrow

	o_{r_1}	o_{r_3}	o_{r_7}	x_{CodY}	x_{TnrA}
7.	\Downarrow	\sim	\sim	\uparrow	\sim
8.	\sim	\Downarrow	\sim	\downarrow	\sim
9.	\sim	\Downarrow	\sim	\sim	\downarrow
10.	\sim	\sim	\Downarrow	\sim	\uparrow

	o_{r_1}	o_{r_3}	o_{r_7}
11.	\Downarrow	\Downarrow	\Downarrow

	o_{r_1}	o_{r_3}	o_{r_7}	x_{CodY}	x_{TnrA}
12.	\Downarrow	\Downarrow	\sim	\downarrow	\sim
13.	\Downarrow	\Downarrow	\sim	\sim	\downarrow
14.	\Downarrow	\Downarrow	\sim	\uparrow	\sim
15.	\Downarrow	\sim	\Downarrow	\sim	\uparrow
16.	\Downarrow	\sim	\Downarrow	\uparrow	\sim
17.	\sim	\Downarrow	\Downarrow	\downarrow	\sim
18.	\sim	\Downarrow	\Downarrow	\sim	\downarrow
19.	\sim	\Downarrow	\Downarrow	\sim	\uparrow

	o_{r_3}	x_{CodY}	x_{TnrA}
20.	\Downarrow	\downarrow	\downarrow

	o_{r_1}	o_{r_3}	o_{r_7}	x_{CodY}	x_{TnrA}
21.	\Downarrow	\Downarrow	\Downarrow	\downarrow	\sim
22.	\Downarrow	\Downarrow	\Downarrow	\sim	\downarrow
23.	\Downarrow	\Downarrow	\Downarrow	\sim	\uparrow
24.	\Downarrow	\Downarrow	\Downarrow	\uparrow	\sim

	o_{r_1}	o_{r_3}	o_{r_7}	x_{CodY}	x_{TnrA}
25.	\Downarrow	\Downarrow	\sim	\downarrow	\downarrow
26.	\Downarrow	\Downarrow	\sim	\uparrow	\downarrow
27.	\Downarrow	\sim	\Downarrow	\uparrow	\uparrow
28.	\sim	\Downarrow	\Downarrow	\downarrow	\downarrow
29.	\sim	\Downarrow	\Downarrow	\downarrow	\uparrow

	o_{r_1}	o_{r_3}	o_{r_7}	x_{CodY}	x_{TnrA}
30.	\Downarrow	\Downarrow	\Downarrow	\downarrow	\downarrow
31.	\Downarrow	\Downarrow	\Downarrow	\downarrow	\uparrow
32.	\Downarrow	\Downarrow	\Downarrow	\uparrow	\downarrow
33.	\Downarrow	\Downarrow	\Downarrow	\uparrow	\uparrow

13.2. Unsafe Changes for Δ_6

	x_{CodY}	x_{TnrA}
1.	\downarrow	\sim
2.	\sim	\downarrow
3.	\sim	\uparrow
4.	\uparrow	\sim

	o_{r_1}	o_{r_3}	o_{r_7}	$o_{r_{14}}$
5.	\Downarrow	\sim	\sim	\Downarrow
6.	\sim	\Downarrow	\sim	\Downarrow
7.	\sim	\sim	\Downarrow	\Downarrow

	o_{r_1}	o_{r_3}	o_{r_7}	$o_{r_{14}}$	x_{CodY}	x_{TnrA}
8.	\Downarrow	\sim	\sim	\sim	\downarrow	\sim
9.	\Downarrow	\sim	\sim	\sim	\sim	\downarrow
10.	\Downarrow	\sim	\sim	\sim	\sim	\uparrow
11.	\sim	\Downarrow	\sim	\sim	\sim	\uparrow
12.	\sim	\Downarrow	\sim	\sim	\uparrow	\sim
13.	\sim	\sim	\Downarrow	\sim	\downarrow	\sim
14.	\sim	\sim	\Downarrow	\sim	\sim	\downarrow
15.	\sim	\sim	\Downarrow	\sim	\uparrow	\sim
16.	\sim	\sim	\sim	\Downarrow	\downarrow	\sim
17.	\sim	\sim	\sim	\Downarrow	\sim	\downarrow

	$o_{r_{14}}$	x_{CodY}	x_{TnrA}
18.	\Downarrow	\sim	\uparrow
19.	\Downarrow	\uparrow	\sim

	x_{CodY}	x_{TnrA}
20.	\downarrow	\downarrow
21.	\downarrow	\uparrow
22.	\uparrow	\downarrow
23.	\uparrow	\uparrow

	o_{r_1}	o_{r_3}	o_{r_7}	$o_{r_{14}}$
24.	\Downarrow	\Downarrow	\sim	\Downarrow
25.	\Downarrow	\sim	\Downarrow	\Downarrow
26.	\sim	\Downarrow	\Downarrow	\Downarrow

	o_{r_1}	o_{r_3}	o_{r_7}	$o_{r_{14}}$	x_{CodY}	x_{TnrA}
27.	\Downarrow	\Downarrow	\sim	\sim	\sim	\uparrow
28.	\Downarrow	\sim	\Downarrow	\sim	\downarrow	\sim
29.	\Downarrow	\sim	\Downarrow	\sim	\sim	\downarrow
30.	\Downarrow	\sim	\sim	\Downarrow	\downarrow	\sim
31.	\Downarrow	\sim	\sim	\Downarrow	\sim	\downarrow
32.	\Downarrow	\sim	\sim	\Downarrow	\sim	\uparrow
33.	\Downarrow	\sim	\sim	\Downarrow	\uparrow	\sim
34.	\sim	\Downarrow	\Downarrow	\sim	\uparrow	\sim
35.	\sim	\Downarrow	\sim	\Downarrow	\downarrow	\sim
36.	\sim	\Downarrow	\sim	\Downarrow	\sim	\downarrow

	o_{r_3}	o_{r_7}	$o_{r_{14}}$	x_{CodY}	x_{TnrA}
37.	\Downarrow	\sim	\Downarrow	\sim	\uparrow
38.	\Downarrow	\sim	\Downarrow	\uparrow	\sim
39.	\sim	\Downarrow	\Downarrow	\downarrow	\sim
40.	\sim	\Downarrow	\Downarrow	\sim	\downarrow
41.	\sim	\Downarrow	\Downarrow	\sim	\uparrow
42.	\sim	\Downarrow	\Downarrow	\uparrow	\sim

	o_{r_1}	o_{r_3}	o_{r_7}	x_{CodY}	x_{TnrA}
43.	\Downarrow	\sim	\sim	\downarrow	\downarrow
44.	\Downarrow	\sim	\sim	\downarrow	\uparrow
45.	\Downarrow	\sim	\sim	\uparrow	\downarrow
46.	\Downarrow	\sim	\sim	\uparrow	\uparrow
47.	\sim	\Downarrow	\sim	\downarrow	\uparrow
48.	\sim	\Downarrow	\sim	\uparrow	\downarrow
49.	\sim	\Downarrow	\sim	\uparrow	\uparrow
50.	\sim	\sim	\Downarrow	\downarrow	\downarrow
51.	\sim	\sim	\Downarrow	\downarrow	\uparrow
52.	\sim	\sim	\Downarrow	\uparrow	\downarrow

	o_{r_7}	$o_{r_{14}}$	x_{CodY}	x_{TnrA}
53.	\Downarrow	\sim	\uparrow	\uparrow
54.	\sim	\Downarrow	\downarrow	\downarrow
55.	\sim	\Downarrow	\downarrow	\uparrow
56.	\sim	\Downarrow	\uparrow	\downarrow
57.	\sim	\Downarrow	\uparrow	\uparrow

	o_{r_1}	o_{r_3}	o_{r_7}	$o_{r_{14}}$	x_{CodY}	x_{TnrA}
58.	\Downarrow	\Downarrow	\sim	\Downarrow	\downarrow	\sim
59.	\Downarrow	\Downarrow	\sim	\Downarrow	\sim	\downarrow
60.	\Downarrow	\Downarrow	\sim	\Downarrow	\sim	\uparrow
61.	\Downarrow	\Downarrow	\sim	\Downarrow	\uparrow	\sim
62.	\Downarrow	\sim	\Downarrow	\Downarrow	\downarrow	\sim
63.	\Downarrow	\sim	\Downarrow	\Downarrow	\sim	\downarrow
64.	\Downarrow	\sim	\Downarrow	\Downarrow	\sim	\uparrow
65.	\Downarrow	\sim	\Downarrow	\Downarrow	\uparrow	\sim
66.	\sim	\Downarrow	\Downarrow	\Downarrow	\downarrow	\sim
67.	\sim	\Downarrow	\Downarrow	\Downarrow	\sim	\downarrow

	o_{r_3}	o_{r_7}	$o_{r_{14}}$	x_{CodY}	x_{TnrA}
68.	\Downarrow	\Downarrow	\Downarrow	\sim	\uparrow
69.	\Downarrow	\Downarrow	\Downarrow	\uparrow	\sim

	o_{r_1}	o_{r_3}	o_{r_7}	$o_{r_{14}}$	x_{CodY}	x_{TnrA}
70.	\Downarrow	\Downarrow	\sim	\sim	\downarrow	\uparrow
71.	\Downarrow	\Downarrow	\sim	\sim	\uparrow	\uparrow
72.	\Downarrow	\sim	\Downarrow	\sim	\downarrow	\downarrow
73.	\Downarrow	\sim	\Downarrow	\sim	\downarrow	\uparrow
74.	\Downarrow	\sim	\Downarrow	\sim	\uparrow	\downarrow
75.	\Downarrow	\sim	\sim	\Downarrow	\downarrow	\downarrow
76.	\Downarrow	\sim	\sim	\Downarrow	\downarrow	\uparrow
77.	\Downarrow	\sim	\sim	\Downarrow	\uparrow	\downarrow
78.	\Downarrow	\sim	\sim	\Downarrow	\uparrow	\uparrow
79.	\sim	\Downarrow	\Downarrow	\sim	\uparrow	\downarrow

	o_{r_3}	o_{r_7}	$o_{r_{14}}$	x_{CodY}	x_{TnrA}
80.	\Downarrow	\Downarrow	\sim	\uparrow	\uparrow
81.	\Downarrow	\sim	\Downarrow	\downarrow	\downarrow
82.	\Downarrow	\sim	\Downarrow	\downarrow	\uparrow
83.	\Downarrow	\sim	\Downarrow	\uparrow	\downarrow
84.	\Downarrow	\sim	\Downarrow	\uparrow	\uparrow
85.	\sim	\Downarrow	\Downarrow	\downarrow	\downarrow
86.	\sim	\Downarrow	\Downarrow	\downarrow	\uparrow
87.	\sim	\Downarrow	\Downarrow	\uparrow	\downarrow
88.	\sim	\Downarrow	\Downarrow	\uparrow	\uparrow

	$o_{\mathbf{r}_1}$	$o_{\mathbf{r}_3}$	$o_{\mathbf{r}_7}$	$o_{\mathbf{r}_{14}}$	x_{CodY}	x_{TnrA}
89.	\Downarrow	\Downarrow	\sim	\Downarrow	\downarrow	\downarrow
90.	\Downarrow	\Downarrow	\sim	\Downarrow	\downarrow	\uparrow
91.	\Downarrow	\Downarrow	\sim	\Downarrow	\uparrow	\downarrow
92.	\Downarrow	\Downarrow	\sim	\Downarrow	\uparrow	\uparrow
93.	\Downarrow	\sim	\Downarrow	\Downarrow	\downarrow	\downarrow
94.	\Downarrow	\sim	\Downarrow	\Downarrow	\downarrow	\uparrow
95.	\Downarrow	\sim	\Downarrow	\Downarrow	\uparrow	\downarrow
96.	\Downarrow	\sim	\Downarrow	\Downarrow	\uparrow	\uparrow
97.	\sim	\Downarrow	\Downarrow	\Downarrow	\downarrow	\downarrow
98.	\sim	\Downarrow	\Downarrow	\Downarrow	\downarrow	\uparrow

	$o_{\mathbf{r}_3}$	$o_{\mathbf{r}_7}$	$o_{\mathbf{r}_{14}}$	x_{CodY}	x_{TnrA}
99.	\Downarrow	\Downarrow	\Downarrow	\uparrow	\downarrow
100.	\Downarrow	\Downarrow	\Downarrow	\uparrow	\uparrow

14. XML Syntax of Basic Model

```
<?xml version="1.0" encoding="utf-8"?>

<network id="PIlv-Leu-Op-BkL-Bcd">
  <metabolite id="Leu" x="12.5" y="-6.25" comment="Leucine"/>
  <protein id="CcpA" x="19.00" y=" -4.00"
    comment="Carbon catabolite control protein A"/>
  <protein id="CodY" x="19.00" y=" -1.75"
    comment="Transcriptional pleiotropic regulator"/>
  <protein id="TnrA" x="19.00" y=" -6.25"
    comment="Nitrogen pleiotropic transcriptional
      regulator"/>
  <actor id="PIlv-Leu" x="12.5" y=" -4.00"
    comment="Activity of promoter of starting network
      producing of \M\Leu"/>
  <actor id="BSCodY" x="16.0" y=" -2.75"
    comment="Activity of \M\CodY binding to promotor \M\
      PIlvLeu"/>
  <actor id="BSTnrA" x="16.00" y=" -5.25"
    comment="Activity of \M\TnrA binding to promoter \M\
      PIlvLeu"/>
  <actor id="BSCcpA" x="16.0" y=" -4.0"
    comment="Activity of \M\CcpA binding to promotor \M\
      PIlvLeu without \M\BSTnrA loop"/>
  <actor id="OpBkLBcd" x="15.20" y="-7.25"
    comment="Activity of promoter of \M\BkL \M\Bcd operon"/>

  <!-- edge cluster points -->

  <edgecluster id="CodY2a" x="20.0" y=" -2.00" type="inhibitor">
    <source spec="CodY"/>
  </edgecluster>
  <edgecluster id="CodY2b" x="20.0" y=" -7.00" type="inhibitor">
    <source edgecluster="CodY2a"/>
  </edgecluster>
  <edgecluster id="BSCodYa" x="14.2" y=" -2.75" type="inhibitor">
    <source spec="BSCodY"/>
  </edgecluster>
  <edgecluster id="BSTnrAa" x="14.2" y=" -5.25" type="inhibitor">
    <source spec="BSTnrA"/>
  </edgecluster>

  <!-- context -->
```

```

<context id="100" x="21.5" y="-1.75">
  <input spec="CodY"/>
</context>
<context id="101" x="21.5" y="-6.25">
  <input spec="TnrA"/>
</context>
<context id="102" x="11.05" y="-6.25">
  <output spec="Leu"/>
</context>

<!-- reactions -->

<reaction id="1" x="19.00" y="-2.75"
  comment="bind \M\CodY to \M\PilvLeu for inhibition">
  <kinetics id="exp" angle="-120"/>
  <inhibitor spec="CcpA"/>
  <activator spec="CodY"/>
  <product spec="BSCodY"/>
</reaction>
<reaction id="1'" x="15.0" y="-2.05" comment="implicit
  degradation">
  <kinetics id="ma" angle="45"/>
  <reactant spec="BSCodY"/>
</reaction>
<reaction id="2" x="14.20" y="-4.00"
  comment="activate \M\PilvLeu promoter">
  <kinetics id="exp" angle="30"/>
  <inhibitor edgecluster="BSCodYa"/>
  <accelerator spec="BSCcpA"/>
  <inhibitor spec="Leu"/>
  <inhibitor edgecluster="BSTnrAa"/>
  <product spec="Pilv-Leu"/>
</reaction>
<reaction id="2'" x="11.8" y="-3.3" comment="implicit
  degradation">
  <kinetics id="ma" angle="30"/>
  <reactant spec="Pilv-Leu"/>
</reaction>
<reaction id="3" x="19.0" y="-7.25"
  comment="bind \M\BkdR to \M\BkL \M\Bcd promoter">
  <kinetics id="exp" angle="-30"/>
  <inhibitor spec="TnrA"/>
  <inhibitor edgecluster="CodY2b"/>

```

```

        <product spec="OpBkLBcd"/>
    </reaction>
    <reaction id="3'" x="13.65" y="-7.25" comment="implicit
        degradation">
        <kinetics id="ma" angle="30"/>
        <reactant spec="OpBkLBcd"/>
    </reaction>
    <reaction id="7" x="19.00" y="-5.25"
        comment="bind \M\TnrA to \M\PilvLeu promoter for
            inhibition">
        <kinetics id="exp" angle="120"/>
        <activator spec="TnrA"/>
        <product spec="BSTnrA"/>
    </reaction>
    <reaction id="7'" x="15.0" y=" -4.7" comment="implicit
        degradation">
        <kinetics id="ma" angle="30"/>
        <reactant spec="BSTnrA"/>
    </reaction>
    <reaction id="8" x="12.5" y="-5.00"
        comment="\M\PilvLeu expression followed by \M\Leu
            production">
        <kinetics angle="45" id="exp"/>
        <inhibitor spec="OpBkLBcd"/>
        <reactant spec="Pilv-Leu"/>
        <product spec="Leu"/>
    </reaction>
    <reaction id="9" x="17.5" y=" -4.0"
        comment="bind \M\CcpA to \M\PilvLeu promoter without \
            M\BSTnrA loop">
        <kinetics id="exp" angle="-30"/>
        <activator spec="CcpA"/>
        <inhibitor spec="BSTnrA"/>
        <product spec="BSCcpA"/>
    </reaction>
    <reaction id="9'" x="15.0" y="-3.3" comment="implicit
        degradation">
        <kinetics id="ma" angle="30"/>
        <reactant spec="BSCcpA"/>
    </reaction>
    <reaction id="14" x="20.5" y="-4.0" comment="expressions of
        CcpA">
        <kinetics id="exp" angle="30"/>

```



```

        <product spec="CcpA"/>
    </reaction>
    <reaction id="14'" x="17.5" y="-3.3" comment="implicit
        degradation">
        <kinetics id="ma" angle="30"/>
        <reactant spec="CcpA"/>
    </reaction>
    <reaction id="15'" x="17.5" y="-1.75" comment="\CodY
        deactivation">
        <kinetics id="ma" angle="30"/>
        <reactant spec="CodY"/>
    </reaction>
    <reaction id="16'" x="17.5" y="-6.25" comment="\TnrA
        deactivation">
        <kinetics id="ma" angle="30"/>
        <reactant spec="TnrA"/>
    </reaction>
</network>

```

15. MiniZinc Version of Difference Constraint over Δ_6

```

int: No = 1;
int: Up = 2;
int: Do = 3;
int: NoN = 4;
int: UpN = 5;
int: DoN = 6;
set of int: Directions = {No, Up, Do, NoN, UpN, DoN};
array[1..6] of string: dirStrings = ["No", "Up", "Do", "NoN", "UpN", "DoN"];

include "table.mzn";

% s1 (presumably a reaction flow) is accelerated by s2 (
  presumably a chemical species)
predicate abstractAccelerator(var int: s1, var int: s2, var int:
  finalRes) =
  abstractAcceleratorTable(s1, s2, finalRes);
% abstractAcceleratorBackward(s1, s2, finalRes) /\
  abstractAcceleratorForward(s1, s2, finalRes);

array [1..44, 1..3] of Directions: acceleratorTable =
  [ | No, No, No | No, Up, Up | No, Do, Do | No, NoN, No | No, UpN
    , Up | No, DoN, Do
    | Up, No, Up | Up, Up, Up | Up, Do, Up | Up, Do, No | Up, Do,
      Do | Up, NoN, Up | Up, UpN, Up | Up, DoN, Up | Up, DoN, No
      | Up, DoN, Do
    | Do, No, Do | Do, Up, Up | Do, Up, No | Do, Up, Do | Do, Do,
      Do | Do, NoN, Do | Do, UpN, Up | Do, UpN, No | Do, UpN, Do
      | Do, DoN, Do
    | NoN, No, NoN | NoN, Up, NoN | NoN, Do, NoN | NoN, NoN, NoN |
      NoN, UpN, NoN | NoN, DoN, NoN
    | UpN, No, UpN | UpN, Up, UpN | UpN, Do, UpN | UpN, NoN, UpN |
      UpN, UpN, UpN | UpN, DoN, UpN
    | DoN, No, DoN | DoN, Up, DoN | DoN, Do, DoN | DoN, NoN, DoN |
      DoN, UpN, DoN | DoN, DoN, DoN
  ];

% s1 (presumably a reaction flow) is accelerated by s2 (
  presumably a chemical species)
predicate abstractAcceleratorTable(var Directions: s1, var
  Directions: s2, var Directions: finalRes) =
  let {

```

```

    array [1..3] of var int: dd;
    constraint dd[1] = s1;
    constraint dd[2] = s2;
    constraint dd[3] = finalRes;
} in table(dd, acceleratorTable);

% s1 (presumably a reaction flow) is inhibited by s2 (presumably
  a chemical species)
predicate abstractInhibitor(var int: s1, var int: s2, var int:
  finalRes) =
  abstractInhibitorTable(s1, s2, finalRes);
%abstractInhibitorBackward(s1, s2, finalRes) /\
  abstractInhibitorForward(s1, s2, finalRes);

array [1..44, 1..3] of Directions: inhibitorTable =
[| No, No, No | No, Up, Do | No, Do, Up | No, NoN, No | No, UpN
  , Do | No, DoN, Up
  | Up, No, Up | Up, Up, Up | Up, Up, No | Up, Up, Do | Up, Do,
    Up | Up, NoN, Up | Up, UpN, Up | Up, UpN, No | Up, UpN, Do
    | Up, DoN, Up
  | Do, No, Do | Do, Up, Do | Do, Do, Up | Do, Do, No | Do, Do,
    Do | Do, NoN, Do | Do, UpN, Do | Do, DoN, Up | Do, DoN, No
    | Do, DoN, Do
  | NoN, No, NoN | NoN, Up, NoN | NoN, Do, NoN | NoN, NoN, NoN |
    NoN, UpN, NoN | NoN, DoN, NoN
  | UpN, No, UpN | UpN, Up, UpN | UpN, Do, UpN | UpN, NoN, UpN |
    UpN, UpN, UpN | UpN, DoN, UpN
  | DoN, No, DoN | DoN, Up, DoN | DoN, Do, DoN | DoN, NoN, DoN |
    DoN, UpN, DoN | DoN, DoN, DoN
|];

% s1 (presumably a reaction flow) is inhibited by s2 (presumably
  a chemical species)
predicate abstractInhibitorTable(var Directions: s1, var
  Directions: s2, var Directions: finalRes) =
let {
  array [1..3] of var int: dd;
  constraint dd[1] = s1;
  constraint dd[2] = s2;
  constraint dd[3] = finalRes;
} in table(dd, inhibitorTable);

```

```

predicate abstractProduct(var int: s1, var int: s2, var int:
    finalRes) =
    abstractProductTable(s1, s2, finalRes);
%abstractProductBackward(s1, s2, finalRes) /\
    abstractProductForward(s1, s2, finalRes);

array [1..40, 1..3] of Directions: productTable =
    [| No, No, No | No, Up, Up | No, Do, Do | No, NoN, NoN | No,
        UpN, UpN | No, DoN, DoN
        | Up, No, Up | Up, Up, Up | Up, Do, Up | Up, Do, No | Up, Do,
        Do | Up, NoN, NoN | Up, UpN, UpN | Up, DoN, DoN
        | Do, No, Do | Do, Up, Up | Do, Up, No | Do, Up, Do | Do, Do,
        Do | Do, NoN, NoN | Do, UpN, UpN | Do, DoN, DoN
        | NoN, No, NoN | NoN, Up, NoN | NoN, Do, NoN | NoN, NoN, NoN |
        NoN, UpN, NoN | NoN, DoN, NoN
        | UpN, No, UpN | UpN, Up, UpN | UpN, Do, UpN | UpN, NoN, NoN |
        UpN, UpN, UpN | UpN, DoN, NoN
        | DoN, No, DoN | DoN, Up, DoN | DoN, Do, DoN | DoN, NoN, NoN |
        DoN, UpN, NoN | DoN, DoN, DoN
    |];

predicate abstractProductTable(var Directions: s1, var Directions
    : s2, var Directions: finalRes) =
    let {
        array [1..3] of var int: dd;
        constraint dd[1] = s1;
        constraint dd[2] = s2;
        constraint dd[3] = finalRes;
    } in table(dd, productTable);

predicate abstractSum(var int: s1, var int: s2, var int: finalRes
    ) =
    abstractSumTable(s1, s2, finalRes);
%abstractSumBackward(s1, s2, finalRes) /\ abstractSumForward(s1
    , s2, finalRes);

```

```

array [1..52, 1..3] of Directions: sumTable =
  [| No, No, No | No, Up, Up | No, Do, Do | No, NoN, No | No, UpN
    , Up | No, DoN, Do
  | Up, No, Up | Up, Up, Up | Up, Do, Up | Up, Do, No | Up, Do,
    Do | Up, NoN, Up | Up, UpN, Up | Up, DoN, Up | Up, DoN, No
    | Up, DoN, Do
  | Do, No, Do | Do, Up, Up | Do, Up, No | Do, Up, Do | Do, Do,
    Do | Do, NoN, Do | Do, UpN, Up | Do, UpN, No | Do, UpN, Do
    | Do, DoN, Do
  | NoN, No, No | NoN, Up, Up | NoN, Do, Do | NoN, NoN, NoN | NoN
    , UpN, UpN | NoN, DoN, DoN
  | UpN, No, Up | UpN, Up, Up | UpN, Do, Up | UpN, Do, No | UpN,
    Do, Do | UpN, NoN, UpN | UpN, UpN, UpN | UpN, DoN, Up | UpN
    , DoN, No | UpN, DoN, Do
  | DoN, No, Do | DoN, Up, Up | DoN, Up, No | DoN, Up, Do | DoN,
    Do, Do | DoN, NoN, DoN | DoN, UpN, Up | DoN, UpN, No | DoN,
    UpN, Do | DoN, DoN, DoN
  |];

predicate abstractSumTable(var Directions: s1, var Directions: s2
  , var Directions: finalRes) =
  let {
    array [1..3] of var int: dd;
    constraint dd[1] = s1;
    constraint dd[2] = s2;
    constraint dd[3] = finalRes;
  } in table(dd, sumTable);

predicate constant(var int: s) =
  s == No;

predicate monotonic(var int: s1, var int: s2) =
  s1 == s2;

%% global variables %%

var Directions: x_CodY; constraint x_CodY in {Do, Up, No};

```

```

var Directions: x_TnrA; constraint x_TnrA in {Do, Up, No};
var Directions: o_1; constraint o_1 in {DoN, No, NoN};
var Directions: o_14; constraint o_14 in {DoN, No, NoN};
var Directions: o_3; constraint o_3 in {DoN, No, NoN};
var Directions: o_7; constraint o_7 in {DoN, No, NoN};
var Directions: o_8; constraint o_8 in {DoN, No, NoN};

constraint let {

%% local variables %%
var Directions: y_Leu; constraint y_Leu in {Do, Up, No};
var Directions: z_BSCodY;
var Directions: z_PIlv_Leu;
var Directions: z_BSCcpA;
var Directions: z_BSTnrA;
var Directions: z_OpBkLBcd;
var Directions: w_d4e6;
var Directions: w_d1e43;
var Directions: w_d1e57;
var Directions: w_d1e59;
var Directions: w_d1e64;
var Directions: w_d4e19;
var Directions: w_d1e97;
var Directions: w_d4e33;
var Directions: w_d1e115;
var Directions: w_d4e51;
var Directions: w_d1e205;
var Directions: w_d1e217;

```

```

%% constants %%

var Directions: u_NoN; constraint u_NoN in {NoN};
var Directions: u_No; constraint u_No in {No};

%% steady state constraints %%
constraint ( bool2int(o_1 in {DoN} ) + bool2int(w_d4e6 in {NoN,
    UpN} )) <= 1;
constraint abstractProduct(o_1,w_d4e6,z_BSCodY);
constraint abstractProduct(x_CodY,w_d1e43,w_d4e6);
constraint abstractInhibitor(u_No,o_14,w_d1e43);
constraint abstractSum(z_PIlv_Leu,y_Leu,w_d1e57);
constraint abstractProduct(w_d1e59,w_d1e64,w_d1e57);
constraint abstractInhibitor(u_No,w_d4e19,w_d1e59);
constraint abstractAccelerator(u_No,z_BSCcpA,w_d1e64);
var Directions: s_d1e92;
constraint abstractSum(z_BSCodY,y_Leu,s_d1e92);
constraint abstractSum(s_d1e92,z_BSTnrA,w_d4e19);
constraint ( bool2int(o_3 in {DoN} ) + bool2int(w_d1e97 in {NoN,
    , UpN} )) <= 1;
constraint abstractInhibitor(u_No,w_d4e33,w_d1e97);
constraint abstractProduct(o_3,w_d1e115,z_OpBkLBcd);
constraint abstractInhibitor(u_No,w_d4e33,w_d1e115);
constraint abstractSum(x_TnrA,x_CodY,w_d4e33);
constraint ( bool2int(o_7 in {DoN} ) + bool2int(x_TnrA in {NoN,
    UpN} )) <= 1;
constraint abstractProduct(o_7,x_TnrA,z_BSTnrA);
constraint ( bool2int(o_8 in {DoN} ) + bool2int(w_d4e51 in {NoN,
    , UpN} )) <= 1;
constraint abstractProduct(o_8,w_d4e51,y_Leu);
constraint abstractProduct(z_PIlv_Leu,w_d1e205,w_d4e51);
constraint abstractInhibitor(u_No,z_OpBkLBcd,w_d1e205);
constraint abstractProduct(o_14,w_d1e217,z_BSCcpA);
constraint abstractInhibitor(u_No,z_BSTnrA,w_d1e217);
constraint ( bool2int(o_14 in {DoN} ) + bool2int(u_No in {NoN,
    UpN} )) <= 1;
%% overproduce leucine %%
constraint y_Leu in {Up};
    %% no more than one knockout variable is $\DoN$ %%
constraint ( bool2int(o_1 in {DoN} ) + bool2int(o_3 in {DoN} )
    + bool2int(o_14 in {DoN} ) + bool2int(o_7 in {DoN} ) +
    bool2int(o_8 in {DoN} )) <= 1;
%% no more than one reaction is removed: knockout variable is $
    \NoN$ %%
constraint ( bool2int(o_1 in {NoN} ) + bool2int(o_3 in {NoN} )

```

```

        + bool2int(o_14 in {NoN} ) + bool2int(o_7 in {NoN} ) +
        bool2int(o_8 in {NoN} )) <= 1;

} in true;
solve satisfy;

output [
    "x_CodY: ", show(dirStrings[fix(x_CodY)]), "\n",
    "x_TnrA: ", show(dirStrings[fix(x_TnrA)]), "\n",
    "o_1: ", show(dirStrings[fix(o_1)]), "\n",
    "o_14: ", show(dirStrings[fix(o_14)]), "\n",
    "o_3: ", show(dirStrings[fix(o_3)]), "\n",
    "o_7: ", show(dirStrings[fix(o_7)]), "\n",
    "o_8: ", show(dirStrings[fix(o_8)]), "\n",
];

```