



HAL
open science

Two bijections on Tamari Intervals

Frédéric Chapoton, Grégory Chatel, Viviane Pons

► **To cite this version:**

Frédéric Chapoton, Grégory Chatel, Viviane Pons. Two bijections on Tamari Intervals. 26th International Conference on Formal Power Series and Algebraic Combinatorics (FPSAC 2014), 2014, Chicago, United States. pp.241-252, 10.46298/dmtcs.2396 . hal-01207596

HAL Id: hal-01207596

<https://inria.hal.science/hal-01207596>

Submitted on 1 Oct 2015

HAL is a multi-disciplinary open access archive for the deposit and dissemination of scientific research documents, whether they are published or not. The documents may come from teaching and research institutions in France or abroad, or from public or private research centers.

L'archive ouverte pluridisciplinaire **HAL**, est destinée au dépôt et à la diffusion de documents scientifiques de niveau recherche, publiés ou non, émanant des établissements d'enseignement et de recherche français ou étrangers, des laboratoires publics ou privés.

Two bijections on Tamari Intervals

Frédéric Chapoton ¹, Grégory Châtel ², Viviane Pons ³

¹ Institut Camille Jordan, Univ. Claude Bernard Lyon, France

² Laboratoire d'Informatique Gaspard Monge, Univ. Paris-Est Marne-la-Vallée, France

³ Fakultät für Mathematik, Universität Wien, Austria

Abstract. We use a recently introduced combinatorial object, the *interval-poset*, to describe two bijections on intervals of the Tamari lattice. Both bijections give a combinatorial proof of some previously known results. The first one is an inner bijection between Tamari intervals that exchanges the *initial rise* and *lower contacts* statistics. Those were introduced by Bousquet-Mélou, Fusy, and Préville-Ratelle who proved they were symmetrically distributed but had no combinatorial explanation. The second bijection sends a Tamari interval to a closed flow of an ordered forest. These combinatorial objects were studied by Chapoton in the context of the Pre-Lie operad and the connection with the Tamari order was still unclear.

Résumé. Nous utilisons les *intervalles-posets*, très récemment introduits, pour décrire deux bijections sur les intervalles du treillis de Tamari. Nous obtenons ainsi des preuves combinatoires de précédents résultats. La première bijection est une opération interne sur les intervalles qui échange les statistiques de la *montée initiale* et du *nombre de contacts*. Ces dernières ont été introduites par Bousquet-Mélou, Fusy et Préville-Ratelle qui ont prouvé qu'elles étaient symétriquement distribuées sans pour autant proposer d'explication combinatoire. La seconde bijection fait le lien avec un objet étudié par Chapoton dans le cadre de l'opérade Pré-Lie : les flots sur les forêts ordonnées. Le lien avec l'ordre de Tamari avait déjà été remarqué sans pour autant être expliqué.

Keywords: Tamari lattice, Tamari intervals, binary trees, flows of ordered trees

1 Introduction

The intervals of the Tamari lattice T_n have recently been studied in various combinatorial and algebraic contexts. The first notable result was from Chapoton [3] who proved that they were enumerated by a very nice formula, namely

$$\text{Number of intervals of } T_n = \frac{2}{n(n+1)} \binom{4n+1}{n-1}. \quad (1)$$

Note that this also counts the number of planar triangulations (*i.e.*, maximal planar graphs) [7] and an explicit bijection was given by Bernardi and Bonichon [1]. The formula itself was recently generalized to the m -Tamari lattices $T_n^{(m)}$ by Bousquet-Mélou, Fusy, and Préville-Ratelle [2],

$$\text{Number of intervals of } T_n^{(m)} = \frac{m+1}{n(mn+1)} \binom{(m+1)^2n+m}{n-1}. \quad (2)$$

It is very remarkable that both formulas (1) and (2) have such simple factorized expressions. It convinces us that the combinatorics of intervals of the Tamari lattice is indeed very interesting and still has many properties to be discovered. In a very recent work [6, 5], a subset of the authors of the present paper introduced a new object to this purpose: the interval-posets of Tamari. These are labelled posets which represent intervals of the Tamari lattice. The interval-posets were used to retrieve the functional equations leading to (1) and (2) and allowed for new enumeration results. In this paper, we intend to show how these new objects can be used to solve other open problems on Tamari intervals.

We first give a short summary of basic definitions and constructions in Section 2. Section 3 is dedicated to an inner bijection on interval-posets. Thanks to it, we obtain a combinatorial proof of what was left as an open question in [2]: the symmetric distribution of the initial rise and lower contacts of intervals. Our bijection is based on two different recursive decompositions of interval-posets.

In Section 4, we describe a bijection which sends interval-posets to flows of ordered forests. The flows of rooted trees appeared in [4] in an algebraic context and a surprising connection was made with the Tamari lattice by comparing some enumeration polynomials to those of [5]. The explicit bijection we now present is a step forward into understanding the relations between the two theories.

The present paper intends to be a summarized overview of both bijections of Section 3 and 4. We believe that both of them will lead us to more results and to a better understanding of the numerous combinatorial aspects of Tamari intervals. This should be further explored in some future work.

2 Interval-posets

2.1 Tamari lattice

The Tamari lattice is an order on Catalan objects which was first described by Tamari [9] on formal bracketings. On binary trees, it can be seen as the transitive and reflexive closure of the right rotation operation. We recursively define a binary tree by being either an empty tree or a pair of binary trees (resp. called *left* and *right* subtrees) grafted on a root. The size of a tree is the number of nodes. If a tree T is composed of a root node x with A and B as respectively left and right subtrees, we write $T = x(A, B)$. The right rotation on a node y with a left child x consists in replacing $y(x(A, B), C)$ by $x(A, y(B, C))$ where A , B , and C are binary trees (possibly empty) as illustrated on Figure 1.

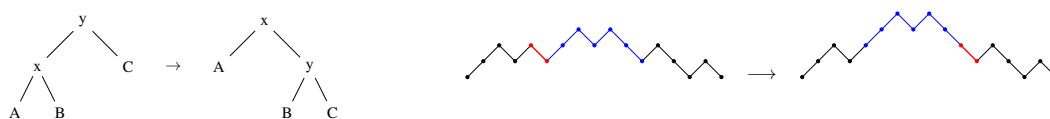


Figure 1: Right rotation on binary trees and Dyck paths.

The Tamari lattice can also be described in terms of Dyck paths. A Dyck path of size n is a lattice path from the origin $(0, 0)$ to the point $(2n, 0)$ made from a sequence of up steps $(1, 1)$ and down steps $(1, -1)$ such that the path stays above the line $y = 0$. These objects are counted by the Catalan numbers as well as binary trees. A simple bijection can be made between the two sets by considering the binary recursive structure of a Dyck path. Indeed, let D be a Dyck path and u the last up step of D starting at $y = 0$ (if D never touches $y = 0$ then u is the first step of D). Then D is made of a first Dyck path D_1 , then the up step u followed by a second Dyck path D_2 and a down step. The image of D is then the binary tree T

made from T_1 and T_2 , the images of respectively D_1 and D_2 , see Figure 2 for an example. Following this bijection, the right rotation easily translates in terms of Dyck path: it consists in switching a down step d with the shortest Dyck path starting right after d as illustrated on Figure 1.

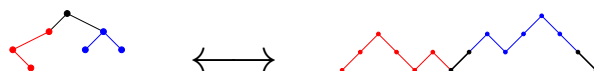


Figure 2: Bijection between Dyck paths and binary trees.

2.2 Construction of interval-posets

We only give here a very short summary of the construction process. For a more detailed description and proofs of our statements, refer to [5] where those objects were introduced.

A *binary search tree* is classically defined as a labelled binary tree where if a node is labelled k , all nodes of its left subtree have labels smaller than or equal to k , and all nodes on its right subtree have labels greater than k . When restricting the labels to $\{1, \dots, n\}$, there is a unique way to label a binary tree of size n such that the result is a binary search tree. Such a labelled tree can be seen as a poset by orienting the edges toward the root: we write a precedes b ($a \triangleleft b$) if b is on the path from a to the root. The linear extensions this binary search tree are permutations and form an interval of the weak order called the *sylvester class*⁽ⁱ⁾ of the tree. The details of this construction can be found in [8].

From a binary search tree T , one can construct bijectively two labelled forests of ordered trees: the final forest $F_{\geq}(T)$ and the initial forest $F_{\leq}(T)$. The final forest is obtained by keeping only the decreasing relations of T . We write $b \triangleleft_{F_{\geq}(T)} a$ if and only if $b > a$ and $b \triangleleft_T a$, in other words if and only if b is in the right subtree of a . Symmetrically, $F_{\leq}(T)$ is formed by the increasing relations of T , see the example on Figure 3.

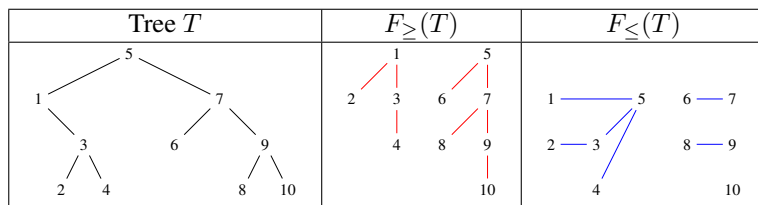


Figure 3: Initial and final forests of a binary tree. As a convention, final forests are always written in red with trees oriented from bottom to top and initial forests are always written in blue with trees oriented from left to right.

The linear extensions of $F_{\leq}(T)$ and $F_{\geq}(T)$ are respectively initial and final intervals of the weak order. The maximal (resp. minimal) permutation of the interval is the maximal (resp. minimal) permutation of the sylvester class of T . Let T_1 and T_2 be two binary trees, it was shown in [5] that $T_1 \leq T_2$ in the Tamari lattice if and only if the union of relations from both $F_{\geq}(T_1)$ and $F_{\leq}(T_2)$ form a poset (they don't contradict each other). We call this union the *interval-poset* of the Tamari interval $[T_1, T_2]$. If α is the minimal permutation of the sylvester class of T_1 and ω is the maximal permutation of the sylvester class of

⁽ⁱ⁾ The word *sylvester* is direct translation of the French word *sylvestre* which means "related to trees", it is to be written with a lower case "s"!

T_2 , then the linear extensions of the interval-poset are exactly the permutations μ satisfying $\alpha \leq \mu \leq \omega$. We proved in [5] that these posets are exactly the ones satisfying the following property : for a and c labels of the poset such that $a < c$, $a \triangleleft c$ implies $b \triangleleft c$ for all $a < b < c$, and $c \triangleleft a$ implies $b \triangleleft a$ for all $a < b < c$. Those posets are in bijection with intervals of the Tamari lattice. From an interval-poset I , we can recover the initial forest $F_{\leq}(I)$ formed by increasing relations of I which is in bijection with a binary tree T_1 , and the final forest $F_{\geq}(I)$ formed by decreasing relations of I which is in bijection with a binary tree $T_2 \geq T_1$. The construction is illustrated on Figure 4.

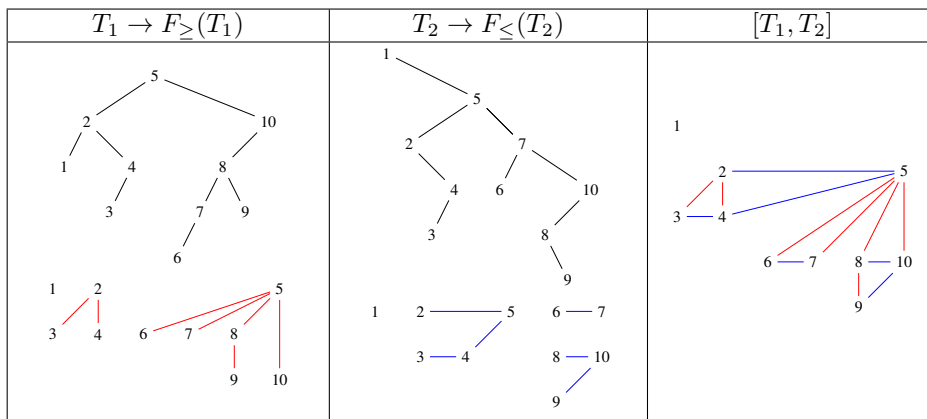


Figure 4: Construction of an interval-poset. For clarity, we always explicitly draw both the initial and final forests of an interval-poset which leads to more edges than in the Hasse diagram.

3 Initial Rise and number of contacts

3.1 Initial rise and number of contacts of interval-posets

In [2], the authors give a functional equation of the generating function of Tamari intervals depending on two statistics. The statistics are given in terms of Dyck paths. The first one is the number of non-initial contacts between the lower Dyck path of the interval and the x -axis. On an interval-poset I , this statistic corresponds to $\text{trees}(I)$, *i.e.*, the number of components of the final forest of I [5]. In all three different methods used in [3, 2, 5] to generate intervals, this statistics is crucial to obtain the functional equation. Following the notation of [2], we call it the *catalytic* parameter. The authors of [2] also introduce a second (non essential) statistic: the *initial rise* of an interval is the initial rise of its upper path, *i.e.*, the number of initial up steps of the path. By simply running through the previously described bijection between Dyck paths and binary trees and following the construction process of an interval-poset, one can read this statistic directly on the interval-poset. It is the larger k such that there is no relation $(i - 1) \triangleleft i$ for $i = 1, \dots, k$. We call it the initial rise of the interval-poset and write $\text{ir}(I)$.

Let $\Phi(y; x, z)$ be the generating function of intervals of Tamari where y, x , and z respectively count $\text{size}(I)$, $\text{trees}(I)$, and $\text{ir}(I)$:

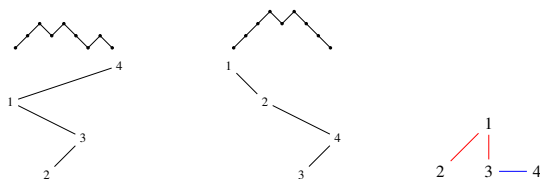


Figure 5: Initial rise and contacts of Tamari intervals. In this example, the lower path has 2 non-initial contacts with the x -axis. They correspond to the 2 vertices (1 and 4) on the left border of the smaller binary tree and to the 2 components of the final forest of the interval-poset. The initial rise of the upper path is 3 because it starts with 3 consecutive up steps. The bijection implies that 4 is the first node with a non-empty left subtree and so $3 \triangleleft 4$ is the first relation of the form $i - 1 \triangleleft i$.

$$\Phi(y; x, z) = \sum_I y^{\text{size}(I)} x^{\text{trees}(I)} z^{\text{ir}(I)}, \tag{3}$$

$$= 1 + yxz + y^2(x^2z^2 + x^2z + xz^2) \tag{4}$$

$$+ y^3(x^3z^3 + 2x^3z^2 + 2x^3z + 2x^2z^3 + 2x^2z^2 + x^2z + 2xz^3 + xz^2) + \dots \tag{5}$$

In [2], it has been proved that Φ satisfies the following functional equation,

$$\Phi(y; x, z) = 1 + xyz\Phi(y; x, 1) \frac{x\Phi(y; x, z) - \Phi(y; 1, z)}{x - 1}. \tag{6}$$

By solving this equation, the authors found that the joint distribution of $\text{trees}(I)$ and $\text{ir}(I)$ is symmetric, i.e., that $\Phi(y; x, z) = \Phi(y; z, x)$. The question of a combinatorial proof was left open. The aim of this section is to give such a proof by describing a recursive bijection that exchanges the two statistics on interval-posets.

3.2 Two decompositions of intervals

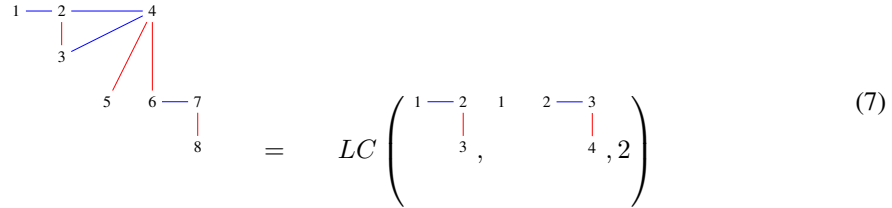
The main idea of the bijection is that an interval-poset can be decomposed in two different ways into two smaller interval-posets. One way is given by the composition operation described in [5] (which is different from both the ones of [3] and [2]).

Proposition 3.1 *An interval-poset I of size n is fully determined by a unique triplet (I_1, I_2, r) where I_1 and I_2 are two interval-posets with $\text{size}(I_1) + \text{size}(I_2) + 1 = \text{size}(I)$ and r is an integer such that $0 \leq r \leq \text{trees}(I_2)$. We call this decomposition the lower contacts decomposition of the interval and we write $I = LC(I_1, I_2, r)$.*

The number of contacts of I satisfies $\text{trees}(I) = \text{trees}(I_1) + 1 + \text{trees}(I_2) - r$. And its initial rise is given by $\text{ir}(I) = \text{ir}(I_1)$ if I_1 is not empty and $\text{ir}(I) = \text{ir}(I_2) + 1$ otherwise.

This proposition is a direct consequence of [5, Prop. 3.7]. Let (I_1, I_2, r) be such a triplet and I_2 be such that $\text{trees}(I_2) = s$ with $x_1 \leq x_2 \leq \dots \leq x_s$ the roots of $F_{\geq}(I_2)$. Then I is the shifted concatenation of I_1 , a new vertex $k = \text{size}(I_1) + 1$, and I_2 with $y \triangleleft k$ for all $y \in I_1$ and $x_i \triangleleft k$ for $1 \leq i \leq r$. Conversely, if I is an interval-poset, its root k is the vertex with maximal label satisfying $i \triangleleft k$ for all $i < k$. Then I_1

is the subposet formed by vertices $i < k$ and I_2 is the subposet formed by vertices $j > k$. Finally, r is the number of children of k in $F_{\geq}(I)$. See the example below.



One can check that $\text{trees}(I) = 4 = \text{trees}(I_1) + 1 + \text{trees}(I_2) - r = 2 + 1 + 3 - 2$. And $\text{ir}(I) = \text{ir}(I_1) = 1$. We now give a new way to decompose the interval.

Proposition 3.2 *An interval-poset I of size n is fully determined by a unique triplet (I_1, I_2, r) where I_1 and I_2 are two interval-posets with $\text{size}(I_1) + \text{size}(I_2) + 1 = \text{size}(I)$ and r is an integer such that $0 \leq r \leq \text{ir}(I_2)$. We call this decomposition the initial rise decomposition and we write $I = IR(I_1, I_2, r)$.*

The initial rise of I satisfies $\text{ir}(I) = \text{ir}(I_1) + 1 + \text{ir}(I_2) - r$. And its number of contacts is given by $\text{trees}(I) = \text{trees}(I_1)$ if I_1 is not empty and $\text{trees}(I) = \text{trees}(I_2) + 1$ otherwise.

This decomposition has not been described before. It comes from a new composition operation between interval-posets that we call the *initial rise* composition. It is described in two steps. First, let I_2 be an interval-poset and r such that $0 \leq r \leq \text{ir}(I_2)$, and let us insert a new vertex into I_2 to obtain an interval-poset I'_2 . The label of the new vertex is $k = \text{ir}(I_2) - r + 1$ and the labels of the vertices of I_2 are shifted accordingly (the smaller ones are unchanged and the larger ones are shifted by 1). The increasing relations of I_2 are left unchanged and an extra relation $k \triangleleft k + 1$ is added if $k + 1 \leq \text{size}(I_2)$. The decreasing relations are replaced such that the number of children of each former vertex of I_2 is the same in $F_{\geq}(I'_2)$ as it was in $F_{\geq}(I_2)$ (the condition on the decreasing relations of the interval-posets implies that there is only one way of satisfying this condition). This insertion process is illustrated by Figure 6. Note that it can be easily reversed: the inserted vertex is always the new initial rise.

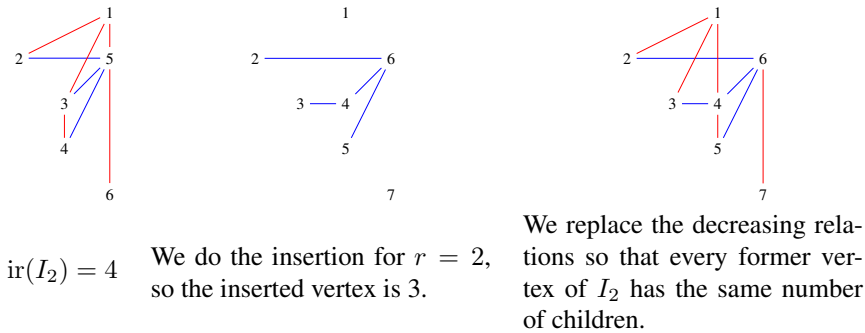


Figure 6: Insertion into an interval-poset for the initial rise composition with $r = 2$.

The second step of the composition consists in merging I_1 and I'_2 . An example of this operation can be seen in Figure 7. Let $a = \text{ir}(I_1)$. Insert I'_2 right after a , which means shift the vertices of I'_2 by a and the

vertices of I_1 bigger than a by $\text{size}(I'_2)$. Then add decreasing relations $j \triangleleft a$ for all j of I'_2 . Note that, if $a \neq \text{size}(I_1)$ then there was a relation $a \triangleleft a + 1$ in I_1 which is now $a \triangleleft a + 1 + \text{size}(I'_2) = b$. Then, by transitivity all increasing relations $j \triangleleft b$ for all j in I'_2 have also been added.

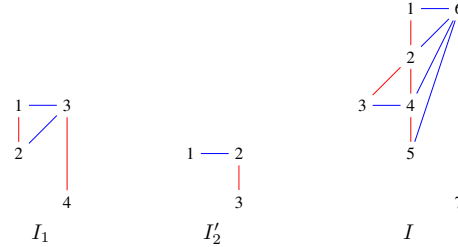


Figure 7: Construction of I from I_1 and I'_2 .

Note that this process can be reversed: an interval I is uniquely decomposed into I_1 and I_2 . The vertex a of I_1 that we used to merge I_1 and I'_2 is the vertex of I with maximal label such

- $a \leq \text{ir}(I)$ and $\text{ir}(I) \triangleleft a$,
- if there is $b > a$ such that $a \triangleleft b$ then we have $j \triangleleft a$ for all $a < j < b$, other wise, we have $j \triangleleft a$ for all $j > a$.

The interval-poset I'_2 is then the subposet formed by vertices $a < j < \text{ir}(I) + 1$.

We can now define a recursive bijection.

Definition 3.3 Let I be an interval-poset and $I = LC(I_1, I_2, r)$ its lower contacts decomposition. Then $\beta(I)$ is recursively defined by

- $\beta(\emptyset) = \emptyset$
- $\beta(I) = IR(\beta(I_1), \beta(I_2), r)$.

Proposition 3.4 Let I be an interval-poset such that $\text{trees}(I) = a$ and $\text{ir}(I) = b$, then $\text{trees}(\beta(I)) = b$ and $\text{ir}(\beta(I)) = a$.

Proof: This is a direct consequence of Propositions 3.1 and 3.2. □

3.3 Example

We now detail the computation of the image of an interval poset by β .

Let $I = LC(I_1, I_2, r)$ be the interval poset,

$$I = \begin{array}{c} 1 \text{---} 2 \text{---} 4 \\ | \quad / \quad | \\ 3 \quad \quad 5 \text{---} 6 \end{array} = LC \left(\begin{array}{c} 1 \text{---} 2 \\ | \\ 3 \end{array}, 1 \text{---} 2, 1 \right). \tag{8}$$

To compute $\beta(I)$, we first need to compute $\beta(I_1)$ and $\beta(I_2)$. Let $I_1 = LC(I_{1,1}, I_{1,2}, r_1)$ be the lower contact decomposition of I_1 . We have that $I_{1,1} = I_{1,2}$ is the one point poset, and so $\beta(I_{1,1}) = I_{1,1}$ and $\beta(I_{1,2}) = I_{1,2}$. We then compute their initial rise composition.

First, we compute $k = ir(I_{1,2}) - r_1 + 1 = 1$, we add it to $I_{1,2}$ and we shift the vertices which are greater than or equal to k . As $k + 1 \leq \text{size}(I'_{1,2})$, we add a relation $k \triangleleft k + 1$.

We can now merge $I_{1,1}$ and $I'_{1,2}$. To do this, we compute $a = ir(I_{1,1}) = 1$ and we insert $I'_{1,2}$ right after a and then we add $j \triangleleft a$ for all j in $I'_{1,2}$ which gives us:

$$I_1 = \begin{array}{c} 1 \text{ --- } 2 \\ | \\ 3 \end{array} = LC(1, 1, 1) \Rightarrow \beta(I_1) = IR(1, 1, 1) = \begin{array}{c} 1 \\ / \quad | \\ 2 \text{ --- } 3 \end{array} \tag{9}$$

The next step is to compute $\beta(I_2)$. As $\text{size}(I_2) = 2$, we do not give the details of the computation.

$$I_2 = 1 \text{ --- } 2 = LC(1, \emptyset, 0) \Rightarrow \beta(I_2) = IR(1, \emptyset, 0) = \begin{array}{c} 1 \\ | \\ 2 \end{array} \tag{10}$$

Now that we have computed $\beta(I_1)$ and $\beta(I_2)$, we can compute $\beta(I)$. The first step is to compute $k = ir(I_2) - r + 1 = 2$. Now we insert k into I_2 and shift the vertices accordingly. The increasing relations of I_2 are left unchanged and we add an extra relation $k \triangleleft k + 1$ as $k \leq \text{size}(I_2)$. The decreasing relations are replaced such that each former vertex of I_2 has the same number of children in its final forest. In our case, 1 had only one child and there is only one way to add this relation in I'_2 which is $2 \triangleleft 1$, so that

$$I'_2 = \begin{array}{c} 1 \\ | \\ 2 \text{ --- } 3 \end{array} \tag{11}$$

The final step consists in merging I_1 and I'_2 . We compute $a = ir(I_1) = 2$. We insert I'_2 right after a shifting the labels accordingly. Then for all j in I'_2 , we add a decreasing $j \triangleleft a$ and an increasing relation $j \triangleleft a + \text{size}(I'_2) + 1$.

$$I = LC \left(\begin{array}{c} 1 \text{ --- } 2 \\ | \\ 3 \end{array}, 1 \text{ --- } 2, 1 \right) \Rightarrow \beta(I) = IR \left(\begin{array}{c} 1 \\ / \quad | \\ 2 \text{ --- } 3 \end{array}, \begin{array}{c} 1 \\ | \\ 2, 1 \end{array} \right) = \begin{array}{c} 1 \\ / \quad | \\ 2 \text{ --- } 3 \\ / \quad | \\ 4 \text{ --- } 5 \\ / \quad | \\ 6 \end{array} \tag{12}$$

We easily check that $\text{trees}(I) = ir(\beta(I)) = 4$ and that $ir(I) = \text{trees}(\beta(I)) = 1$.

3.4 Comments

It is possible to prove that the bijection is indeed an involution. This is quite a surprising result. The proof is made by induction on the second level of decomposition. It suggests that there would be another description of the bijection that would simplify it and makes it clear that it is an involution. But at the moment, we have no other explanation. Indeed, the initial rise decomposition has no clear interpretation in terms of the lattice itself and we do not know any other description of the bijection.

An interesting remark is that if we add the initial rise parameter to the functional equation we obtain in [5] we do not retrieve the functional equation (6) obtained by [2]. Indeed, we get

$$\Phi(y; x, z) = 1 + xyz \frac{x\Phi(y; x, z) - \Phi(y; 1, z)}{x - 1} + xy (\Phi(y; x, z) - 1) \frac{x\Phi(y; x, 1) - \Phi(y; 1, 1)}{x - 1}. \quad (13)$$

Both functional equations are true but they are not trivially equal from an algebraic point of view and call for further investigation.

To finish with, the symmetric distribution of the two statistics is also true for the m -Tamari lattices as shown in [2]. We are confident that the combinatorial proof we just gave for the classical case easily generalizes to m -Tamari using the results of [5]. We intend to give the details of this construction is some future work.

4 Flows

4.1 Definition

Let F be a forest of rooted ordered trees. We define a *flow* on F by attaching an *input* $i \geq -1$ on each node of F such that the *outgoing rate* of each node is greater than or equal to 0. The outgoing rate of a node is the sum of the rates of its descendants (including itself). In particular, if a node has no children, its outgoing rate is its input. Inputs can be understood as *sources* or *leaks* of some fluid flowing from the nodes towards the root. The condition on the outgoing rate just expresses that the inner flow is never negative. One consequence is that a leak (*i.e.*, an input of value -1) can never be placed on a leaf. An example of a flow is given in Figure 8. The sum of the outgoing rates of the roots is called the *exit rate* of the flow. If the exit rate is 0, the flow is said to be *closed*.

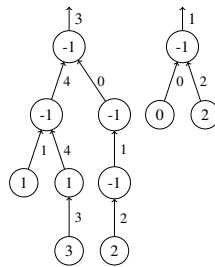


Figure 8: A flow on a forest of rooted ordered trees. The exit rate is 4.

The combinatorics of flows appears in the context of the Pre-Lie operad in [4]. A formal power series $\varepsilon_F(t)$ can be associated with each forest F by setting

$$\varepsilon_F(t) = \sum_f t^{r(f)} \quad (14)$$

where the sum is over the flows f of F , and $r(f)$ is the exit rate of f . An inductive formula to compute this series has been given in [4]. A very surprising result is that the same induction appears in a very different context on intervals of the Tamari order. Indeed, the recursive description of a polynomial counting

the number of elements smaller than a given tree in the Tamari order has been given in [5]. It actually corresponds to the formal series of some flow by a simple change of variable $x = \frac{1}{1-t}$. By taking the series at $t = 0$, we obtain the following result.

Theorem 4.1 *The number of closed flows of a given forest F is the number of elements smaller than or equal to a certain binary tree $T(F)$ in the Tamari order.*

The binary tree is obtained by a very classical bijection between forests of ordered trees and binary trees. The forest F is actually the final forest of the binary tree $T(F)$, see Figure 9 for an example. This theorem can be proved by comparing the recursive formulas of [4] and [5] but our purpose here is to give an explicit bijection. More precisely, the bijection is defined between closed flows of forests and interval-posets. The increasing relations are computed using the forest and the decreasing relations are then obtained from the inputs of the flow.

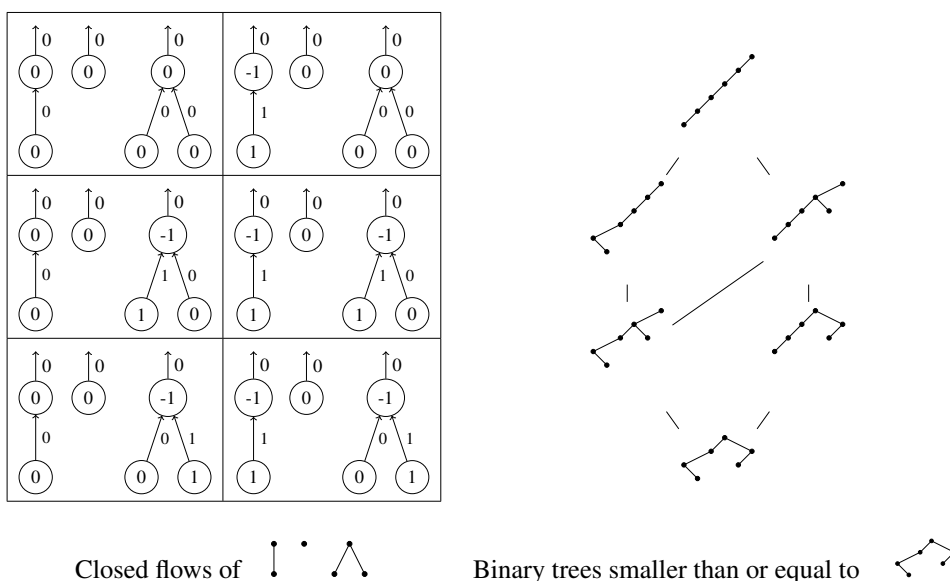


Figure 9: Flows of a forest and Tamari ideal.

4.2 Bijection between flows and interval-posets

The first step of the bijection consists in labelling the nodes of the forest. The labelling is done using the prefix order on the nodes of the tree : we first label the root, then recursively each of the subtrees from left to right. The labelled nodes become the vertices of the interval-poset, see Figure 10 for an example.

We then add the increasing relations of the interval-posets. These relations depend only on the forest itself and not on its actual flow. For each vertex i , we add a relation $i \triangleleft j$ where $j > i$ is the first vertex which is not a descendant of i . Equivalently, if i has a right brother j , we add all relations $i' \triangleleft j$ where i' runs over all the nodes of the right most branch of i . This is illustrated on the first image of Figure 10.

Finally, we gradually add the decreasing relations. The process is illustrated on Figure 10. At each step, we deal with one of the negative inputs. We take the inputs in the decreasing order of their corresponding labels in the interval-poset (from the first step of the bijection). The *source* of a negative input is the first

strictly positive input of its descendants (still following the label order). As an example, on the fifth image of Figure 10, the source of the selected negative input is its left child (labelled 3) and not its right child (labelled 4). For a negative input labelled i with j as a source, we then add all decreasing relations $j' \triangleleft i$ for all $i < j' \leq j$. When all the relations are added, we increment the negative input by 1 and decrement the source by 1 to not consider it again.

Proposition 4.2 *The previously described process is well-defined and gives a bijection between flows of ordered forests and interval-posets. The ordered forest and the interval forest have the same size and the maximal tree of the interval does not depend on the inputs of the flow.*

Proof: The first property to check is that the constructed object is indeed an interval-poset. This is true by construction. A decreasing relation $j \triangleleft i$ can never be added if we already had $i \triangleleft j$. Indeed, $j \triangleleft i$ implies that j is a descendant of i in the forest and $i \triangleleft j$ implies j is not. Furthermore, it is easy to check that when an increasing relation $i \triangleleft j$ is added, then all relation $i' \triangleleft j$ where $i \leq i' < j$ are also added and so the final object satisfies the interval-poset conditions.

To prove that this process is actually a bijection, we need to describe the inverse process to obtain a flow from an interval-poset. First, we have to construct the forest from the increasing relation. This is simply the inverse process of what we described earlier: the parent of a node j is the largest number $i < j$ such that $i \not\triangleleft j$. Then we have to add the inputs of the flow. Each vertex i such that there exists $j > i$ with $j \triangleleft i$ receives a -1 input and increases the input of a source. Its source is the biggest vertex $j > i$ with $j \triangleleft i$. Note that a vertex cannot be both a -1 input and a source because if $j' \triangleleft j \triangleleft i$ with $i < j < j'$, then j cannot be the source of i . By a step by step proof, it is clear that this process reverses the one we described earlier. \square

4.3 Statistics and open flows

Some statistics can be read on both flows and interval-posets. An easy one would be the number of -1 inputs on the flow. These nodes trivially correspond to the number of vertices a of the interval-poset such that there is a relation $a + 1 \triangleleft a$. One can also compute the sum of all outgoing rates of non-roots nodes. This is equal to 7 on the Figure 10 example. This can also be read on the interval-poset. For each node a , we take the set of vertices $\{b > a; b \triangleleft a; \forall c \triangleleft a, b \not\triangleleft c\}$. In other words, these are the maximal elements in terms of increasing relations which precede a with a decreasing relation. As an example, on Figure 10, we obtain $\{2, 4\}$ for the vertex 1, $\{3\}$ for 2, $\{7, 8\}$ for 6, $\{8\}$ for 7, and $\{11\}$ for 9. By summing all the sizes, we obtain 7 which is the sum of outgoing rates.

It is possible to prove by induction that the series of open flows of a given forest (14) is actually a polynomial in $\frac{1}{1-t}$. It corresponds to the Tamari polynomial defined in [5], the number of terms of the polynomial is the number of closed flows of the forest. This can also be explained from a combinatorial point of view. Each open flow can be sent to a unique closed flow. The serie of open flows corresponding to a closed flow f is then a monomial $\left(\frac{1}{1-t}\right)^r$ where r is equal to $\text{trees}(I)$ and I is the image interval-poset of f . We will discuss this further in some future work.

References

- [1] O. Bernardi and N. Bonichon. Catalan's intervals and realizers of triangulations. *Journal of Combinatorial Theory Series A*, 116(1):55–75, 2009.
- [2] M. Bousquet-Mélou, E. Fusy, and L.-F. Prévaille-Ratelle. The number of intervals in the m -Tamari lattices. *Electron. J. Combin.*, 18(2):Paper 31, 26, 2011.

- [3] F. Chapoton. Sur le nombre d'intervalles dans les treillis de Tamari. *Sém. Lothar. Combin.*, 55:Art. B55f, 18 pp., 2005/07.
- [4] F. Chapoton. Flows on rooted trees and the Menous-Novelli-Thibon idempotents . *À paraître dans Mathematica Scandinavica*, 2013. arXiv:1203.1780.
- [5] G. Châtel and V. Pons. Counting smaller elements in the Tamari and m-Tamari lattices. *preprint, aXriv:1311.3922*, 2013.
- [6] G. Châtel and V. Pons. Counting smaller trees in the Tamari order. *DMTCS Proceedings, Formal Power Series and Algebraic Combinatorics*, 0(01), 2013.
- [7] R. Cori and G. Schaeffer. Description trees and Tutte formulas. *Theoretical Computer Science*, 292(1):165 – 183, 2003.
- [8] F. Hivert, J.-C. Novelli, and J.-Y. Thibon. The algebra of binary search trees. *Theoret. Comput. Sci.*, 339(1):129–165, 2005.
- [9] S. Huang and D. Tamari. Problems of associativity: A simple proof for the lattice property of systems ordered by a semi-associative law. *J. Combinatorial Theory Ser. A*, 13:7–13, 1972.

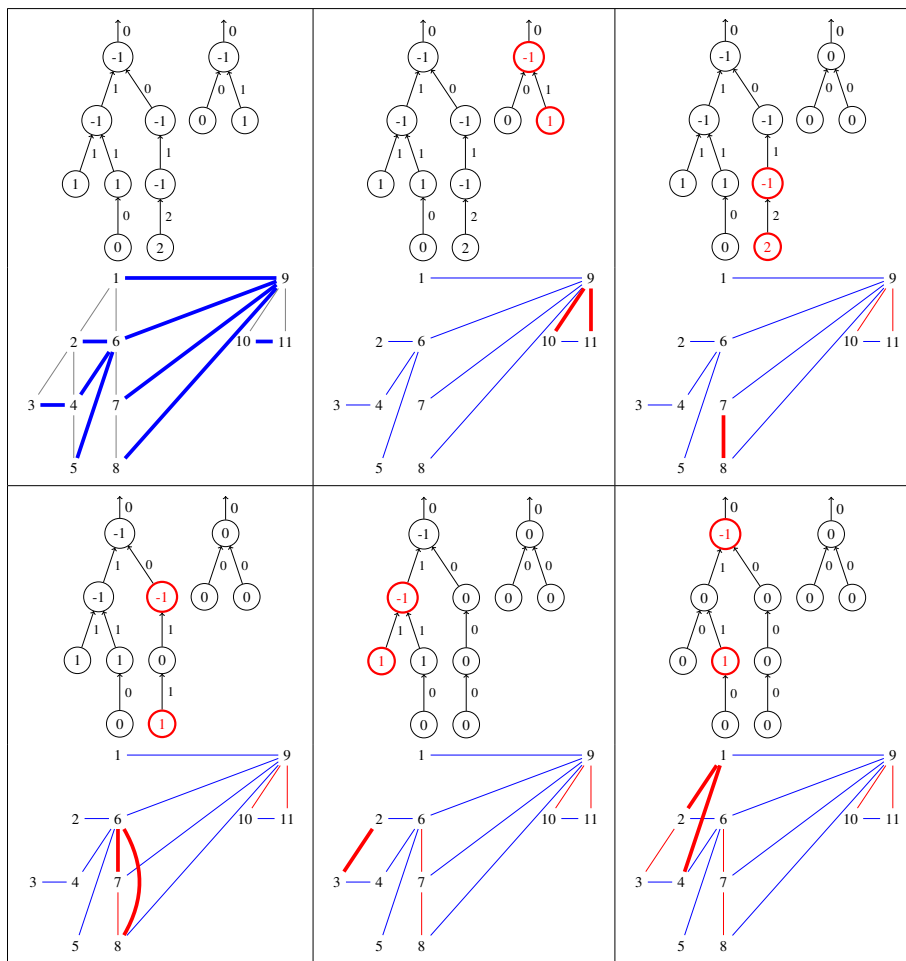


Figure 10: Bijection between flows and interval-posets