



HAL
open science

Evidence for intermittency in a granular medium: experiments and simulations.

Malte Schmick, Mario Markus

► **To cite this version:**

Malte Schmick, Mario Markus. Evidence for intermittency in a granular medium: experiments and simulations.. Discrete Models for Complex Systems, DMCS'03, 2003, Lyon, France. pp.1-10, 10.46298/dmtcs.2315 . hal-01183324

HAL Id: hal-01183324

<https://inria.hal.science/hal-01183324>

Submitted on 12 Aug 2015

HAL is a multi-disciplinary open access archive for the deposit and dissemination of scientific research documents, whether they are published or not. The documents may come from teaching and research institutions in France or abroad, or from public or private research centers.

L'archive ouverte pluridisciplinaire **HAL**, est destinée au dépôt et à la diffusion de documents scientifiques de niveau recherche, publiés ou non, émanant des établissements d'enseignement et de recherche français ou étrangers, des laboratoires publics ou privés.

Evidence for intermittency in a granular medium: experiments and simulations.

Malte Schmick and Mario Markus

Max-Planck-Institut für molekulare Physiologie, Postfach 500 247, D-44202 Dortmund, Germany

We present the first experimental demonstration of intermittency in a granular medium. The medium consists of magnets embedded within spheres. These spheres are placed in a horizontal Petri dish where they roll by virtue of an alternating, homogenous magnetic field. Due to collisions with the wall, clustering leads to self-organization into ring pieces circulating along the wall. The intermittent behaviour consists of an aperiodical alternation of this circular motion with a gaslike state extended over the entire dish. Molecular dynamic simulations agree with observations.

Keywords: granular media, intermittency, self-organization

1 Introduction

Intermittent behaviour, in the sense that a system aperiodically abandons given dynamic modes and return to them, has been shown to follow from various mechanisms in a large number of (nongranular) systems: one-dimensional maps [Fra92], coupled maps [DY96], single particles in particular potentials [LG95, SO96], electrical circuits [KPKA95], a mechanical system involving springs [WM99], a model applicable to stellar activity [CT97], optical systems [SK96], and discharge plasmas [SMW95]. In granular media, this phenomenon is known only as a result of computer simulations [SGM00, SGM02]. In the present contribution we shall present measurements of such a phenomenon, which to our knowledge are the first evidence of intermittency in a granular medium.

In granular media, the dissipation of energy due to collisions is balanced by an external source. In most systems investigated so far, a subset of the particles receives energy from a wall, as unique external source, and transfers this energy to the other particles via collisions. Such systems have been called "elitary" systems [PLMV99]; examples are: rotating drums [MSMO95, ZLL⁺94, SFT99, SAM99], vertical vibrating plates [BSS⁺98, UMS96] and swirling dishes [KGM99, SKM⁺00]. In contrast, energy is transferred from outside to each particle indiscriminately in the system examined in the present work, so that we are dealing with a so-called "democratic" system [PLMV99]. Simulations in one [WM96, SBCM98] and in two dimensions [Wil96] of "democratic" media have yielded spatially irregular coexistence of hot, gaslike clusters with cool, liquidlike regions. Experimentally, a two-dimensional "democratic" medium has been implemented by a three-meter-high device consisting of a vertical wind tunnel bringing about a homogeneous cushion of air on a horizontal porous slab over which the granular medium, consisting of

flat disks, is placed [IAL⁺95]; the failure of equipartition of energy in a binary mixture was demonstrated with that device. We implemented a "democratic" system by embedding magnetic dipoles in spheres and placing these spheres in a homogenous, alternating magnetic field. This approach was also proposed recently in [CLH02].

2 Experiments

Alternating magnetic fields were generated using a coil with a vertically aligned axis. This coil had 20 cylindrical, concentric layers of copper wire. (Number of circular windings per layer: 40; wire diameter: 0.27 cm, including 0.2 mm of isolating material; thus, height of the coil: $40 \times 0.27\text{cm} = 10.8\text{cm}$.) The inner radius of the coil was 6.75cm and the outer one was 12.25cm. Currents $\vec{I} = I_0 \sin(2\pi ft)$, $I_0 < 10\text{A}$, $1\text{Hz} < f < 30\text{Hz}$ were applied. We measured magnetic inductions $B_0 = 4.7 \cdot 10^{-3} I_0$ (B_0 in Tesla, I_0 in Ampere). B_0 varied less than 2% in horizontal direction within a distance of 5cm from the center of the coil; in the vertical direction, the field varied less than 0.4% within the diameter ϕ_s of a sphere.

A (round) Petri dish (diameter: ϕ_d) was placed horizontally at the center of the coil. The bottom of the dish was covered with a billiard felt. The granular material consisted of spheres, each of which was constructed by gluing together two hemispheres with holes drilled so as to hold a well-centered magnet. The spheres were painted black for better visualization. The magnets were obtained by punching round holes (with a ticket punch; diameter: 1mm or 2mm) into magnetic rubber plates (Flexo 180 from Schalenkammer, Rimpar, Germany; thickness: 1.5mm; density: 3.7 g/cm^3 ; remanence: $B_R = 265\text{mT}$). We used two types of spheres: i) wood spheres (mass, including the magnet: 110mg; diameter: $\phi_s = 6\text{mm}$; length of magnet: $L_M = 2 \times 1.5\text{mm}$; magnet diameter: $\phi_M = 2\text{mm}$); and ii) PVC spheres (mass, including the magnet: 49mg; diameter: $\phi_s = 4\text{mm}$; length of magnet: $L_M = 1.5\text{mm}$; magnet diameter: $\phi_M = 1\text{mm}$). A sketch of the dish with the spheres, the magnets and the field is given in Fig. 1.

The movement of the spheres in the dish was monitored by a CCD camera connected to video equipment and a PC. The particle velocities were determined by evaluating two successive images with a time difference of 1/25 s. Each velocity distribution was determined out of 500 velocity measurements.

3 Simulations

Calculations were performed using three-dimensional molecular dynamics [Hai92]. Each sphere is described by its position (two components), velocity (two components), orientation of the dipole (three components) and angular velocity (three components). For the calculations of the dipole-dipole and dipole-field interactions, we used (in analogy to the treatment of electrical dipoles) the computational approach in which it is assumed that there exist poles (points at the centers of the flat faces of the cylindrical magnets) having strength $P = B_R A$ (B_R : remanence of the magnetic material; A : area of the flat faces of the magnets). Another approximation was the assumption of a homogeneous mass distribution leading to a scalar moment of inertia.

The force acting between two poles is given by $\vec{F} = \pm(P^2/x^2)\hat{x}$, where \hat{x} is the unit vector along the

line containing the poles, x is the distance, and the sign indicates attraction or repulsion. The corresponding torque is $\vec{M} = \vec{F} \times \vec{L}$, where $\vec{L} = (L_M/2)\hat{L}$, \hat{L} being the unit vector along the dipole. The field-dipole interaction causes a torque $\vec{M} = 2P\vec{L} \times \vec{H}$, where $\vec{H} = (B_0/\mu_0)\sin(2\pi ft)\hat{e}_z$, \hat{e}_z being the unit vector in vertical direction and μ_0 the permittivity constant. Since we considered the magnetic interaction of every sphere with every other one, our present computational limitations forced us to restrict the number of spheres to $N = 6$.

For interactions that do not involve magnetic fields, we set the forces as in our previous simulations [SGM00, SGM02, SKM⁺00]. However, we adjusted some parameters by roughly fitting simulations to experiments, accounting for the specific features in the present work. By virtue of this adjustment, we set the coefficient of sliding friction to $f_s = 0.9$ for the sphere-felt interaction at the bottom of the dish and $f_s = 0.45$ for all other interactions, the damping constant to $\gamma_n = 50\text{kg m}^{-1/2}\text{s}^{-1}$, and the viscous flow coefficient to $\gamma = 10\text{kg s}^{-1}$. Furthermore, we introduced a translatory rolling friction (as in [KGM99]; $\mu_r = 3 \cdot 10^{-5}\text{m}$) and a rotational rolling friction $-\mu_R\omega_z\hat{e}_z$ (ω_z : vertical component of the sphere's angular velocity), setting $\mu_R = 10^{-9}\text{kg m/s}$.

4 Results

Both in experiments and in simulations, we found two dynamic modes: i) a gaslike attractor (exemplified in Fig. 2); and ii) intermittency (Fig. 3 and 4) between a gaslike transient and a circular motion, in which all spheres revolve as ring pieces along the border of the dish. A necessary condition for this latter behaviour is that the number of spheres is lower than the densest single row along the border. This condition is, of course, not fulfilled in Fig. 2. The ring pieces at the border in Fig. 2 are extremely short-lived, since they become disrupted within times $\lesssim 0.2\text{s}$ by collisions with spheres farther inside. In Figs. 4 and 5, we compare experimental observations of intermittency with simulations. The nearly constant value $d \approx \phi_s/2$ corresponds to the circular motion. The two circulating directions (see Figs. 3 and 4) are unpredictable and equally probable.

Fig. 6a shows measured velocity distribution functions (for $N = 6$), as compared to simulations in Fig. 6b. The continuous curve shows the probability distribution of the magnitude of the velocities of the spheres. The dashed curve was obtained by considering only the movement of spheres when their center was farther away from the border than $2/3$ of the sphere's diameter.

5 Discussion and conclusions

Comparison of the dashed curves with the continuous curves in Fig. 6 shows that the velocity distribution is strongly inhomogeneous, favouring low velocities in the vicinity of the border of the dish. In other words, emergent "elitary" conditions due to the wall are significant in our system, although we have set "democratic" control conditions by leaving out energy supply from any wall. In our system, the "elitary" behaviour is due to collisions of the spheres with the wall, turning the latter into an energy sink that considerably affects the system's homogeneity. Differences between simulations and experiments in Fig. 6, especially in the scaling of the abscissa, may be due to errors in our estimations of the model parameters,

as well as due to our approximations that the magnets are one-dimensional dipoles and that the moment of inertia is a scalar.

As a consequence of the density enhancement in the region close to the border, we found that clustering can take place in that region. However, this clustering becomes organized into circulating ring pieces, contrary to the highly disordered clustering reported in Refs. [SGM02, WM96, Wil96]. The sketch in Fig. 7 explains the self-organization of a ring piece in our system. For the explanation, two spheres are sufficient. The sphere in the back (left part of the picture) points into a gap between the wall and the sphere moving in front of it, and thus gets trapped. Eventually, a ring piece gets disrupted for two reasons: i) The trapping is metastable (see Fig. 7); and ii) a chaotic motion (arising from the coupling of oscillators; see e.g. [Moo87]) is superposed to the ordered circular motion. The continuous ellipses drawn within the spheres in Fig. 7 are typical trajectories of one of the poles of the magnet. The dashed ellipse is a typical deviation of such a pole's trajectory, leading to motion of the sphere away from the dish's border. Thereafter, globally disrupting scenarios can occur; an example is shown in Fig. 3a through 3g: a sphere (in that figure the last sphere of the circulating assembly) shortcuts across the dish, collides with the ring and thus disrupts it into a gaslike transient. Note that the chaotic motion superposed (with lower amplitude) to the ordered circular configuration causes time dependent gaps within the ring, leading to breaking and merging of ring pieces (see Fig. 3a through 3d).

Intermittency here is characterized by gaslike and circulating configurations that have no long-term stability; for this reason and because no other configurations are attained, two-state on-off intermittency takes place (similarly to that described in Ref. [LG95] for a simple particle in a potential). To our knowledge, this is the first demonstration of intermittency in a granular medium. In previous works, intermittency was predicted for disks moving in a vertical double-window that is periodically tilted around the lower vertex [SGM00, SGM02]; however, there has been no success in implementing that system experimentally because the double-window must be so narrow (to confine the disks into two dimensions) that friction impedes intermittency. In contrast, the configuration in the present work allows two-dimensional confinement without prohibitively large friction.

Acknowledgements

We thank the Deutsche Forschungsgemeinschaft (Grant Ma 629/6) for financial support.

References

- [BSS⁺98] C. Bizon, M.D. Shattuk, J.B. Swift, W.D. McCormick, and H.L. Swinney. Patterns in 3d vertically oscillated granular layers: simulations and experiments. *Phys. Rev. Lett.*, 89:57–60, 1998.
- [CLH02] R. Cafiero, S. Luding, and H.J. Herrmann. Rotationally driven gas of inelastic rough spheres. *Europhys. Lett.*, 60:854–860, 2002.
- [CT97] E. Covas and R. Tavakol. Crisis-induced intermittency in truncated mean field dynamos. *Phys. Rev. E*, 55:6641–6645, 1997.

- [DY96] M.Z. Ding and W.M. Yang. Observation of intermingled basins in coupled oscillators exhibiting synchronized chaos. *Phys. Rev. E*, 54:2489–2494, 1996.
- [Fra92] M. Franaszek. Analyzing chaotic behaviour via multitransient chaos. *Phys. Rev. A*, 46:6340–6343, 1992.
- [Hai92] J.M. Haile. *Molecular Dynamics Simulations*. Wiley, New York, 1992.
- [IAL⁺95] I. Ippolito, C. Annic, J. Lemaitre, L. Oger, and D. Bideau. Granular temperature: experimental analysis. *Phys. Rev. E*, 52:2072–2075, 1995.
- [KGM99] K. Kötter, E. Goles, and M. Markus. Shell structures with 'magic numbers' of spheres in a swirled dish. *Phys. Rev. E*, 60:7182–7185, 1999.
- [KPKA95] I.M. Kyprianidis, M.L. Petrani, J.A. Kalomiros, and A.N. Anagnostopoulos. Crisis-induced intermittency in a third-order electrical circuit. *Phys. Rev. E*, 52:2268–2273, 1995.
- [LG95] Y.-C. Lai and C. Grebogi. Intermingled basins and two-state on-off intermittency. *Phys. Rev. E*, 52:3313–3316, 1995.
- [Moo87] F.C. Moon. *Chaotic Vibrations*. J. Wiley & Sons, New York, 1987.
- [MSMO95] G. Metcalfe, T. Shinbrot, J.J. McCarthy, and J.M. Ottino. Avalanche mixing of granular solids. *Nature*, 374:39–41, 1995.
- [PLMV99] A. Puglisi, V. Loreto, V. Marini Bettolo Marconi, and A. Vulpiani. Kinetic approach to granular gases. *Phys. Rev. E*, 59:5582–5595, 1999.
- [SAM99] T. Shinbrot, A. Alexander, and F.J. Muzzio. Spontaneous chaotic granular mixing. *Nature*, 397:675–678, 1999.
- [SBCM98] M.R. Swift, M. Boamfa, S.J. Cornell, and A. Marita. Scale invariant correlations in a driven dissipative gas. *Phys. Rev. Lett.*, 80:4410–4413, 1998.
- [SFT99] A.Q. Shen, E. Fried, and S.T. Thoroddsen. Is segregation-by-particle type a generic mechanism underlying finger formation at fronts of flowing granular media? *Particulate Science and Technology*, 17:141–147, 1999.
- [SGM00] M. Schmick, E. Goles, and M. Markus. Intermingled basins due to finite accuracy. *Phys. Rev. E*, 62:397–401, 2000.
- [SGM02] M. Schmick, E. Goles, and M. Markus. On-off intermittency and intermingledlike basins in a granular medium. *Phys. Rev. E*, 066214:1–4, 2002.
- [SK96] M. Sauer and F. Kaiser. Crisis-induced intermittency in a spatially extended nonlinear optical system. *Int. J. Bifurcation Chaos Appl. Sci. Eng.*, 6:1481–1494, 1996.
- [SKM⁺00] M.A. Scherer, K. Kötter, M. Markus, E. Goles, and I. Rehberg. Swirling granular solidlike clusters. *Phys. Rev. E*, 61:4069–4077, 2000.

- [SMW95] H.Y. Sun, L.X. Ma, and L. Wang. Multistability as an indicator of chaos in a discharge plasma. *Phys. Rev. E*, 51:3475–3479, 1995.
- [SO96] J.C. Sommerer and E. Ott. Intermingled basins of attraction: uncomputability in a simple physical system. *Phys. Lett. A*, 214:243–251, 1996.
- [UMS96] P.B. Umbanhowar, F. Melo, and H.L. Swinney. Localized excitations in a vertically vibrated granular layer. *Nature*, 382:793–796, 1996.
- [Wil96] D.R.M. Williams. Driven granular media and dissipative gases: correlations and liquid-gas phase transitions. *Physica A*, 233:718–729, 1996.
- [WM96] D.R.M. Williams and F.C. MacKintosh. Driven granular media in one dimension: correlations and equation of state. *Phys. Rev. E*, 54:R9–R12, 1996.
- [WM99] M. Woltering and M. Markus. Riddled basins of coupled elastic arches. *Phys. Lett. A*, 260:453–461, 1999.
- [ZLL⁺94] O. Zik, D. Levine, S.G. Lipson, S. Shtrikman, and J. Stavans. Rotationally induced segregation of granular materials. *Phys. Rev. Lett.*, 73:644–647, 1994.

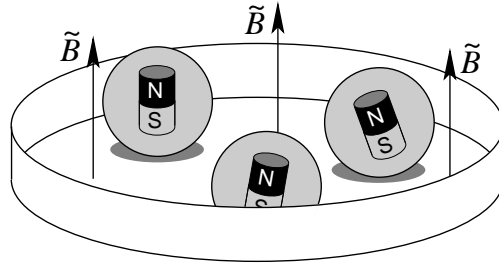


Fig. 1: Sketch of the spheres and the dish in which they move by virtue of their embedded magnets and an alternating magnetic field \tilde{B} . (For clarity, the size of the spheres is shown here exagerately larger than the dish). \tilde{B} is generated by a coil (not drawn) that sorrounds the setup coaxially to the dish and is dimensioned so as to guarantee that \tilde{B} is sufficiently homogeneous.




Fig. 2: a) Experimental observations of 250 PVC spheres in the gaslike mode: $\phi_s = 4\text{mm}$, $\phi_d = 9\text{cm}$, $B_0 = 12.5\text{mT}$, $f = 15\text{Hz}$. We show consecutive frames (1/25 s apart), 15s after starting the experiment.




Fig. 3: Experimental observations of 12 wood spheres in the intermittent mode: $\phi_s = 6\text{mm}$, $\phi_d = 5\text{cm}$, $B_0 = 9.3\text{mT}$, $f = 10\text{Hz}$. Times: a) 36.3s, b) 36.5s, c) 36.7s, d) 36.9s, e) 37.4s, f) 37.9s, g) 38.9s, h) 50s. The first seven pictures illustrate a transition from circular to gaslike motion. Arrows: circulating directions.

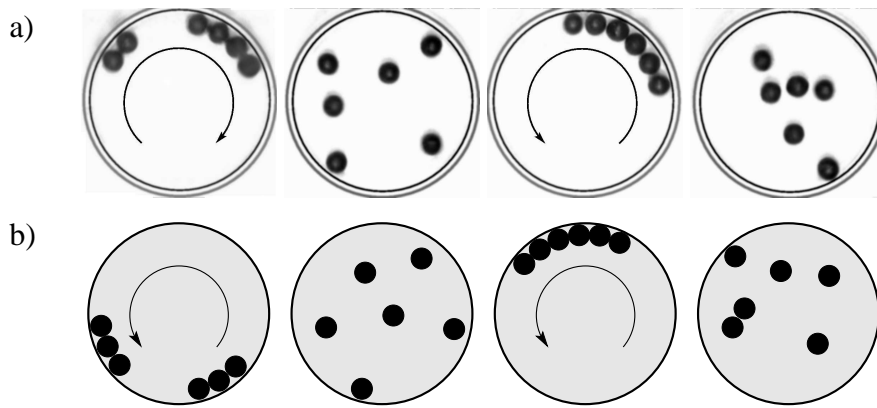


Fig. 4: a) Experimental observations of 6 wood spheres in the intermittent mode; $\phi_s = 6\text{mm}$, $\phi_d = 5\text{cm}$, $B_0 = 9.3\text{mT}$, $f = 10\text{Hz}$. b) Corresponding simulations; arrows: circulating direction. Times (left to right): 55s, 75s, 120s, 145s.

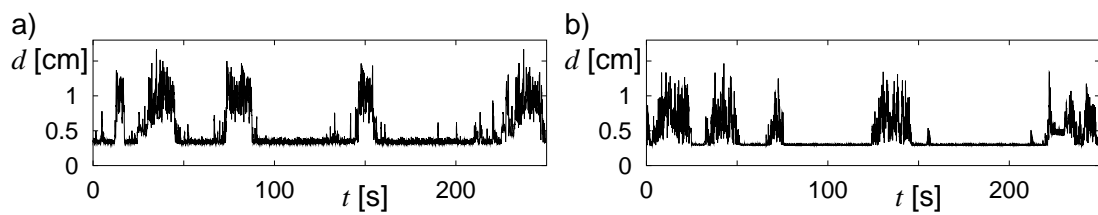


Fig. 5: Shortest distance d between the center of the spheres and the border of the dish, averaged over all spheres, as a function of time t . a) Experiments corresponding to Fig. 4a. b) Simulations corresponding to Fig.4b.

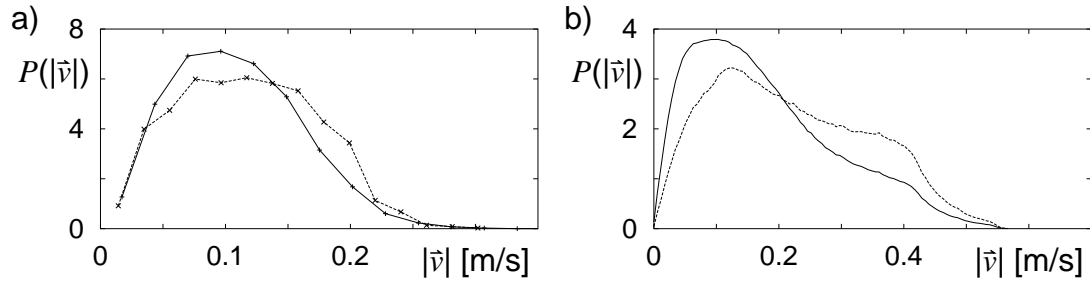


Fig. 6: Experimental distribution of the magnitudes of the velocities. Continuous curve: evaluation over the whole dish. Dashed curve: distribution with the constraint that the distances between the sphere's centers and the border of the dish are larger than $2/3\phi_s$. $\phi_s = 6\text{mm}$, $\phi_d = 5\text{cm}$, $B_0 = 9.3$, $f = 10\text{Hz}$. b) Corresponding simulations.

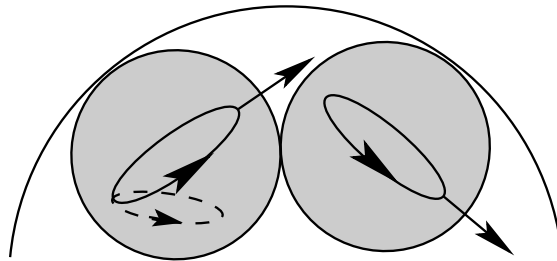


Fig. 7: Scheme illustrating the movement of spheres belonging to a ring piece. Straight arrows: direction of movement of single spheres. Continuous ellipses: trajectories of one of the magnetic poles. Dashed ellipse: trajectory of the magnetic pole shortly before the sphere at the left ceases to circulate along the border of the dish.

