



HAL
open science

Soundness of the Quasi-Synchronous Abstraction

Guillaume Baudart, Timothy Bourke, Marc Pouzet

► **To cite this version:**

Guillaume Baudart, Timothy Bourke, Marc Pouzet. Soundness of the Quasi-Synchronous Abstraction. [Research Report] RR-8755, INRIA Paris-Rocquencourt. 2015, pp.19. hal-01175571v1

HAL Id: hal-01175571

<https://inria.hal.science/hal-01175571v1>

Submitted on 10 Jul 2015 (v1), last revised 17 Aug 2015 (v2)

HAL is a multi-disciplinary open access archive for the deposit and dissemination of scientific research documents, whether they are published or not. The documents may come from teaching and research institutions in France or abroad, or from public or private research centers.

L'archive ouverte pluridisciplinaire **HAL**, est destinée au dépôt et à la diffusion de documents scientifiques de niveau recherche, publiés ou non, émanant des établissements d'enseignement et de recherche français ou étrangers, des laboratoires publics ou privés.



Soundness of the Quasi-Synchronous Abstraction

Guillaume Baudart, Timothy Bourke, Marc Pouzet

**RESEARCH
REPORT**

N° 8755

July 10, 2015

Project-Teams Parkas



Soundness of the Quasi-Synchronous Abstraction

Guillaume Baudart^{*†}, Timothy Bourke^{†*}, Marc Pouzet^{‡*†}

Project-Teams Parkas

Research Report n° 8755 — July 10, 2015 — 16 pages

Abstract: We study the link between real-time *quasi-periodic architectures* where computing units execute ‘almost periodically’ and the discrete-time *quasi-synchronous abstraction* that P. Caspi proposed for analyzing them. The simplicity of the abstraction is appealing: the only events are node activations; logical steps account for transmission delays; and no node may be activated more than twice between two successive activations of any other. The motivation is to verify properties of real-time distributed systems in the simpler discrete model.

By formalizing the relation between quasi-periodic architectures and the quasi-synchronous abstraction using L. Lamport’s *happened before relation*, we show that the abstraction is sound for systems of two nodes. After showing that the abstraction is not sound for general systems with three or more nodes, we give necessary and sufficient restrictions on communication topologies to recover soundness.

Key-words: Quasi-Periodic Architectures, Quasi-Synchronous Abstraction

* DI École normale supérieure

† Inria, Paris - Rocquencourt

‡ Univ. Pierre et Marie Curie

**RESEARCH CENTRE
PARIS – ROCQUENCOURT**

Domaine de Voluceau, - Rocquencourt
B.P. 105 - 78153 Le Chesnay Cedex

Validité de l'Abstraction Quasi-Synchrone

Résumé : L'abstraction *quasi-synchrone* proposée par P. Caspi permet de faciliter l'analyse de systèmes dits *quasi-périodiques* où des unités de calcul s'exécutent de manière presque périodique. La simplicité de cette abstraction est prometteuse: les seuls événements considérés sont les activations des nœuds; les pas de temps logique représentent les délais de transmission; un nœud ne peut pas être activé plus de deux fois entre deux activations d'un autre nœud. Cette abstraction permet de vérifier des propriétés d'un système distribué temps-réel en utilisant un modèle discret plus simple.

Dans cet article nous formalisons la relation entre les architectures quasi-périodiques et l'abstraction quasi-synchrone en utilisant la relation *happened before* introduite par L. Lamport. Nous montrons que l'abstraction est valide pour des systèmes composés de deux nœuds, mais que ce n'est en général pas le cas pour des systèmes de trois nœuds ou plus. Nous donnons ensuite les restrictions nécessaires et suffisantes sur les topologies de communication pour assurer la validité de cette abstraction.

Mots-clés : Architectures Quasi-Périodiques, Abstraction Quasi-Synchrone

Soundness of the Quasi-Synchronous Abstraction

Guillaume Baudart

DI École normale supérieure
Inria, Paris - Rocquencourt

Timothy Bourke

Inria, Paris - Rocquencourt
DI École normale supérieure

Marc Pouzet

Univ. Pierre et Marie Curie
DI, École normale supérieure
Inria, Paris - Rocquencourt

Abstract

We study the link between real-time *quasi-periodic architectures* where computing units execute ‘almost periodically’ and the discrete-time *quasi-synchronous abstraction* that P. Caspi proposed for analyzing them. The simplicity of the abstraction is appealing: the only events are node activations; logical steps account for transmission delays; and no node may be activated more than twice between two successive activations of any other. The motivation is to verify properties of real-time distributed systems in the simpler discrete model.

By formalizing the relation between quasi-periodic architectures and the quasi-synchronous abstraction using L. Lamport’s *happened before relation*, we show that the abstraction is sound for systems of two nodes. After showing that the abstraction is not sound for general systems with three or more nodes, we give necessary and sufficient restrictions on communication topologies to recover soundness.

1. Introduction

Quasi-periodic architectures arise naturally whenever computing units executing periodically are connected together by network links. Computing units are triggered at regular intervals with possible jitter and communicate by sending messages to be later sampled by receivers. This simple and robust scheme arose naturally in the historical development of distributed embedded controllers [3, §2]. It is commonly employed in critical aerospace, power, and rail systems.

The *quasi-synchronous approach* [3, 5] formalizes a set of techniques for building distributed control systems that were observed by P. Caspi while consulting at Airbus on the distributed deployment of Lustre/SCADE [6, 8] designs. One of the key ideas is to model the computing units, network links, and shared memories themselves as a synchronous program [3, §3]. Such models can be verified using model-checking tools for discrete programs. This approach has, for instance, been applied to a Proximity Flight Safety (PFS) case-study from EADS Space Transportation [9] and to the analysis of systems specified in the Architecture Analysis and Design Language (AADL) [2, 10].

An alternative way of developing applications for quasi-periodic architectures is to synchronize process executions across nodes. The Time-Triggered Architecture (TTA) [11, 12] thoroughly develops this approach and there are several

clock synchronization protocols suitable for use in embedded systems. Once a clock synchronization scheme is adopted and assumed or verified correct, modeling and reasoning about applications is greatly simplified because non-determinism, in the form of possible interleavings, is either completely eliminated or greatly reduced. The quasi-synchronous approach is nevertheless appropriate in certain applications either due to their simplicity, for example, microprocessors communicating directly over serial links, or the need for complete independence between subsystems, for example, as in redundant subnetworks connected only at voting units.

Figure 1 gives an overview of the quasi-synchronous approach and the key elements of this paper. On the left is a real-time model comprising two nodes, *A* and *B*, communicating through network links. The nodes and links are annotated with timing parameters that are explained in the next section. Underneath is an example trace, showing the activations of nodes and the corresponding message transmissions. On the right is a discrete-time abstraction. Timing parameters have been replaced by a discrete program called *Scheduler* that overapproximates their effect by controlling node activations. Underneath is a trace of the discrete-time model.

The ultimate aim is to verify properties of the real-time model in the simpler discrete-time model. The essential property is that every sequence of states that occurs in the real-time model can also occur in the discrete-time model. Such an association guarantees soundness: all safety properties provable in the discrete-time model also hold of the real-time model. Since changes in state are directly related to received messages, we focus on traces without modeling node and network states explicitly. This means that a discrete model is a valid abstraction if every real-time trace has a discrete-time counterpart.

Contributions: We formalize the relation between real-time and discrete-time traces by introducing a notion of *unitary discretization* based on the respective causality relations of the two models. Using this tool, we show that the abstraction is sound for systems of two nodes but not for more general systems. We give sufficient conditions on communication topologies to ensure soundness.

1.1 The Real-time Model

The quasi-synchronous approach exploits two facts about quasi-periodic architectures. 1) Even though the actual time

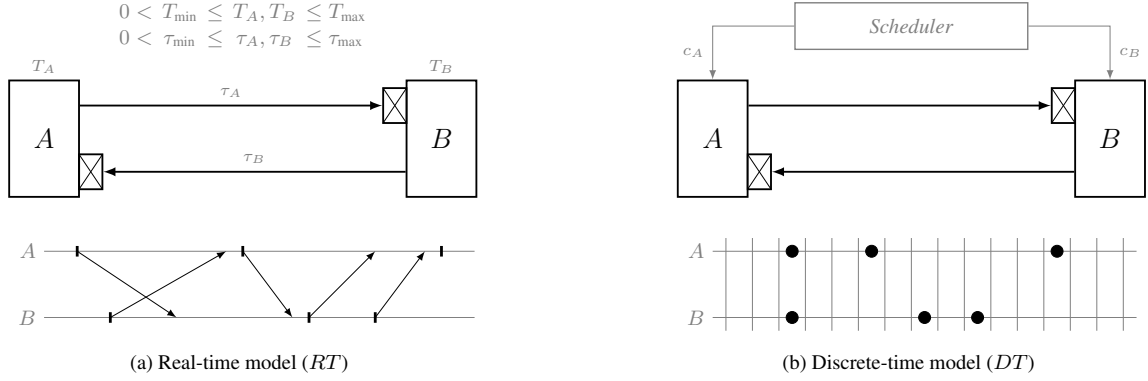


Figure 1: Soundness: A property φ that can be verified in the discrete-time model will also holds for the real-time model, $RT \models \varphi \iff DT \models \varphi$.

between executions of a process will deviate from the nominal period due to clock drift and other system activity, this *jitter* is bounded. 2) Communication delays are bounded. 3) Many control applications are robust to variations in sampling time and even occasional lost or oversampled values, and subsystems involving discrete logic or state changes can often be adapted to accommodate such effects, albeit with the introduction of additional delays.

Definition 1 (Quasi-Periodic Architecture). A quasi-periodic architecture is a finite set of computing units or nodes \mathcal{N} , where every node $A \in \mathcal{N}$ executes periodically but the actual time between any two activations $T \in \mathbb{R}$ may vary between known bounds during an execution:

$$0 < T_{\min} \leq T \leq T_{\max}. \quad (\text{RP})$$

Values are transmitted between processes with a delay $\tau \in \mathbb{R}$, bounded by τ_{\min} and τ_{\max} .

$$0 < \tau_{\min} \leq \tau \leq \tau_{\max}. \quad (\text{RT})$$

Each is buffered at receivers until a newer value is received.

This definition comes from Caspi [3, §2.6], but rather than ‘short undetermined transmission delays’ [3, §3.2.1], we require a strictly non-zero lower bound and a fixed upper bound. This addition is significant, and anyway, we do not think $\tau_{\min} = 0$ or $T_{\min} = 0$ are reasonable assumptions for real distributed systems. We also assume that each activation completes within the bounds T_{\min} and T_{\max} . The definition is very general and applies to a large class of distributed, real-time, systems.

1.2 The Discrete-time Model

The simplest discrete abstraction is to ignore time altogether and to model arbitrary interleavings of node activations. This is sound but far from complete: many properties that hold of the architecture cannot be shown in the model. Furthermore,

the many possible interleavings complicate reasoning about or model-checking the discrete-time model.

A finer abstraction was proposed by Caspi. He realized that the interleavings of systems satisfying equation (RP) can be constrained [4, §3.2]:

It is not the case that a component process executes more than twice between two successive executions of another process.

Furthermore, he observed that when transmission delays are ‘significantly shorter than the periods of read and write clocks’ they can be modeled by unit delays on the base clock of the discrete-time model, but that ‘if longer transmission delays are needed, modeling should be more complex’ [3, §3.2.1]. A unit delay is a mechanism for modeling the fact that a message sent at one logical instant is received at the next instant. More complex modeling essentially means modeling the transmission medium and its activations as a separate component [1, 9], which introduces additional interleavings.

These observations allow abstraction from the timing details of the real-time model in definition 1 to give a non-deterministic, discrete-time model of systems termed *quasi-synchronous*. In a discrete-time model, we use boolean variables called *clocks* set to *true* to activate a node.

Definition 2 (Quasi-Synchronous Model). A quasi-synchronous model comprises a scheduler and finite set of nodes \mathcal{N} . The scheduler is connected to each node by a discrete clock signal. It activates the nodes non-deterministically but ensures that no pair of clock signals (c_A, c_B) , for a pair of nodes $A, B \in \mathcal{N}$, ever contains the subsequence

$$\begin{bmatrix} t \\ - \end{bmatrix} \cdot \begin{bmatrix} f \\ f \end{bmatrix}^* \cdot \begin{bmatrix} t \\ f \end{bmatrix} \cdot \begin{bmatrix} f \\ f \end{bmatrix}^* \cdot \begin{bmatrix} t \\ - \end{bmatrix},$$

where t indicates an activation, f means no activation, and $-$ means either t or f . Nodes communicate through unit delays activated at every scheduler tick.

The restriction on subsequences of pairs of clock signals [3, §3.2.2] expresses formally the constraint quoted above. The forbidden subsequence involves at least three activations of one node (A) between two successive activations of another (B). A finite state scheduler that produces valid sequences is readily constructed from the given regular expression. The nodes and unit delays can be modeled directly in Lustre [8], for instance, and verified by model-checking [2, 9, 10].

1.3 Relating Real-time and Discrete-time

Given definitions 1 and 2, it is natural to query the exact relationship between them, namely: *what are necessary and sufficient conditions on the architecture to ensure the soundness of the abstraction?*

The first step is to define a discretization function that relates any execution of the real-time model to an execution of the discrete-time model (section 2). We show how this function characterizes the link between the causality relations of the two models (section 3). This function is quite constrained due to the modeling of inter-node communications as unit delays, but it still allows for the treatment of practically-relevant systems of two nodes [9, 10] and those without cyclic or ‘cross-over’ communication topologies (section 4). Finally, these developments allow us to show when the link between the real-time (definition 1) and discrete-time (definition 2) models is sound (section 5).

Most of the definitions and proofs within this paper have been mechanized in the Isabelle/HOL Interactive Theorem Prover (ITP) [15]. They are available online¹. Mechanized definitions and properties are indicated by the symbol \checkmark . More traditional proofs can also be found in the appendix.

2. Traces and Causality

We define a simple model for reasoning about quasi-periodic architectures and their discretization. It has two components: (real-time) traces and their induced causality relations. For the remainder of the paper, we fix an arbitrary real-time model with nodes \mathcal{N} and parameters T_{\min} , T_{\max} , τ_{\min} , and τ_{\max} that satisfy definition 1.

Definition 3 (Trace). \checkmark *A (quasi-periodic) trace \mathcal{E} is a set of activation events $\{A_i \mid A \in \mathcal{N} \wedge i \in \mathbb{N}\}$ and two functions:*

- $t(A_i)$, the date of event A_i with respect to an ideal reference clock, and
- $\tau(A_i)$, the transmission delay of the message sent at A_i .

Both $t(A_i)$ and $\tau(A_i)$ give non-negative reals satisfying the constraints of definition 1, namely,

$$0 < T_{\min} \leq t(A_{i+1}) - t(A_i) \leq T_{\max}, \text{ and} \\ 0 < \tau_{\min} \leq \tau(A_i) \leq \tau_{\max}.$$

We write $T_i^A = t(A_{i+1}) - t(A_i)$ to denote the delay between the i th and $(i + 1)$ th activations of node A .

For now, we do not make any assumptions on which nodes intercommunicate, we consider that a node sends a message at each activation and that it is potentially received at all other nodes after an associated transmission delay. Assigning a different transmission delay for each receiver would complicate the model without altering its fundamental properties. The possibility that messages are not sent to all nodes is discussed in section 4.

The causality relation between events within a given trace is defined using the *happened before* relation of Lamport [13]. Unlike Lamport, we do not explicitly model message reception. A message is received if the next execution of the receiver occurs after the corresponding transmission delay.

Definition 4 (Happened Before). \checkmark *For a trace \mathcal{E} , let \rightarrow be the smallest relation on activation events that satisfies*

- (local) *If $i < j$ then $A_i \rightarrow A_j$,*
- (recv) *If $t(A_i) + \tau(A_i) \leq t(B_j)$ then $A_i \rightarrow B_j$, and*
- (trans) *If $A_i \rightarrow B_j$ and $B_j \rightarrow C_k$ then $A_i \rightarrow C_k$.*

Activations at a single node are totally ordered (*local*); an activation at one node happens before an activation at another node when a message sent at the former is received before being sampled at the latter (*recv*); and this ordering is closed by transitivity (*trans*).

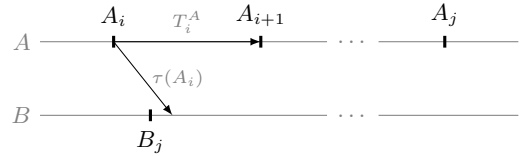


Figure 2: $A_i \not\rightarrow B_j$ and $A_i \rightarrow A_j$.

The causality relation \rightarrow induced by a trace implies bounds on the timing of the underlying activations and transmissions.

Proposition 1. \checkmark *Given a trace \mathcal{E} ,*

$$A_i \not\rightarrow B_j \implies t(A_i) + \tau(A_i) > t(B_j)$$

$$A_i \rightarrow A_j \implies (j - i)T_{\min} \leq t(A_j) - t(A_i) \leq (j - i)T_{\max}.$$

Proof. Both statements follow directly from definitions 3 and 4. Figure 2 shows the key intuition. If $t(A_i) + \tau(A_i) \leq t(B_j)$, the message sent at A_i would have been received at B_j , giving $A_i \rightarrow B_j$. The converse is not true in general. The second equation is shown by induction over $(j - i)$ after noting that $t(A_j) = t(A_i) + \sum_{k=i}^{j-1} T_k^A$, and for each k , $T_{\min} \leq T_k^A \leq T_{\max}$. \square

This proposition shows the link between a trace of a discrete model and the corresponding set of real-time traces.

We end this section with two useful properties of the real-time model. First, due to variable transmission delays, a message sent by a node may arrive after a later message sent by the same node. An example of such a *message inversion*

¹ <http://www.di.ens.fr/~baudart/fmcad2015/>

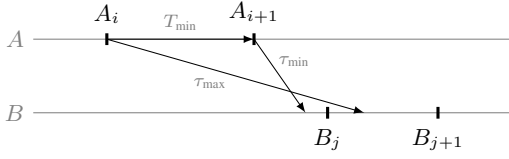


Figure 3: Message inversion.

is shown in figure 3. But message inversion is not possible if the maximum transmission jitter is less than the minimum time between activations.

Proposition 2 (Message Inversion). \checkmark *Message inversion cannot occur if the following condition holds.*

$$T_{min} + \tau_{min} > \tau_{max} \quad (\text{MI})$$

Proof. Assuming condition MI together with the worst-case scenario show in figure 3 leads to an absurdity. \square

Now, assuming that message inversion cannot occur, the converse of proposition 1 holds.

Proposition 3. \checkmark *For a trace \mathcal{E} without message inversions,*

$$A_i \rightarrow B_j \iff t(A_i) + \tau(A_i) \leq t(B_j).$$

The \rightarrow relation is completely characterized by the delay between events, even those occurring on distant nodes.

3. Unitary Discretization

We now address the central question of relating the real-time and discrete-time models. The problem is essentially one of correctly discretizing real-time traces. The simplest technique, of defining a sampling period and using it to finely slice a real-time trace into a sequence of discrete ticks does not work. No matter how small the transmission time, provided it is strictly greater than zero, it may still be split in two, with the sending activation A_i on one side, and a non-receiving activation B_j , that is, $t(A_i) < t(B_j) < t(A_i) + \tau(A_i)$, on the other side. This violates the principle that a single logical step accounts for message transmission. In fact, the most general approach is to ensure that when one event x occurs before another event y in the discrete-time trace, x happens before y , that is, $x \rightarrow y$, in the corresponding real-time trace, and vice versa.

Definition 5 (Unitary Discretization). \checkmark *A discretization function $f : \mathcal{E} \rightarrow \mathbb{N}$ that assigns each event in a (real-time) trace to a logical instant of a corresponding discrete trace, is a unitary discretization if*

$$\forall x, y \in \mathcal{E}, x \rightarrow y \iff f(x) < f(y). \quad (\text{UD})$$

Discretizing a real-time model satisfying definition 1 to a model of the form given in definition 2 amounts to finding a unitary discretization for every (real-time) trace. The forward



Figure 4: No unitary discretization for $x \rightarrow y, x \parallel z$ and $y \parallel z$.

direction of the equivalence comes from the fact that the \rightarrow relation induces a partial order on events. Completing this relation to a total order gives a discretization that respects the causality of the real-time model [13].

A unitary discretization links the causality of events in the real-time model to the causality imposed by the discrete-time model. The backward direction of the equivalence imposes that if an event y occurs after an event x in the discrete-time model, that is, $f(x) < f(y)$, it is either because y is a later activation at the same node as x , or because y occurs after the receipt of the message sent at x and thus with the value sent at x or a later one sent from the same node. It is the communication through unit delays on a common clock that gives the tight link between the two causality relations.

The existence of a discretization satisfying condition UD is rather abstract but the question is in fact equivalent to a simpler condition.

Lemma 1 (UD \iff UC). \checkmark *A unitary discretization, for a trace \mathcal{E} , satisfying condition UD exists if and only if:*

$$\nexists x, y, z \in \mathcal{E}, x \rightarrow y \text{ and } x \parallel z \text{ and } y \parallel z. \quad (\text{UC})$$

The notation $x \parallel y$ indicates that events x and y are *concurrent*, that is, not causally related: $x \not\rightarrow y$ and $y \not\rightarrow x$. Condition UC states that two causally dependent events cannot both be concurrent with the same third event.

Before presenting the proof of this lemma, we describe the basic intuition using the illustration in figure 4. Assume that there are three events $x, y, z \in \mathcal{E}$ such that, $x \rightarrow y$, $x \parallel z$ and $y \parallel z$. If there is a unitary discretization f , we must have $f(x) < f(y)$. Since $x \parallel z$ we must also have, from definition 5, $f(x) = f(z)$. But then we would have $f(z) < f(y)$ which implies $z \rightarrow y$ (figure 4a). On the other hand, since $y \parallel z$ we must have $f(z) = f(y)$. But this gives $f(x) < f(z)$ which implies $x \rightarrow z$ (figure 4b).

Proof. To show that $\exists \text{UD} \implies \text{UC}$, assume that there exists a discretization function $f : \mathcal{E} \rightarrow \mathbb{N}$, such that both conditions UD and $\overline{\text{UC}}$ hold:

$$\begin{aligned} \forall x, y \in \mathcal{E}, x \rightarrow y &\iff f(x) < f(y) & (\text{UD}) \\ \exists x, y, z \in \mathcal{E}, x \rightarrow y &\text{ and } x \parallel z \text{ and } y \parallel z & (\overline{\text{UC}}) \end{aligned}$$

Then, we have $f(x) = f(z)$, $f(y) = f(z)$ and $f(x) < f(y)$, which is absurd. Hence $\exists \text{UD} \implies \text{UC}$.

To show that $UC \implies \exists UD$, we first define $f : \mathcal{E} \rightarrow \mathbb{N}$:

$$f(y) = \begin{cases} 0 & \text{if } \nexists x \in \mathcal{E} \text{ such that } x \rightarrow y \\ \max_{x \rightarrow y} f(x) + 1 & \text{otherwise.} \end{cases} \quad (1.1)$$

We must show that f satisfies condition UD. By construction, we have that $\forall x, y \in \mathcal{E}$, $x \rightarrow y \implies f(x) < f(y)$. Now, we show by contraposition that

$$UC \implies (\forall x, y \in \mathcal{E}, f(x) < f(y) \implies x \rightarrow y).$$

Assume there are $x, y \in \mathcal{E}$ such that $x \not\rightarrow y$ and $f(x) < f(y)$. From the latter, it follows that $y \not\rightarrow x$, otherwise we would have $f(x) > f(y)$. We may thus conclude that

$$y \parallel x. \quad (1.2)$$

Moreover, by the definition of f , there is a $z \in \mathcal{E}$ such that:

$$z \rightarrow y \quad (1.3)$$

$$f(y) = f(z) + 1 \quad (1.4)$$

Since we assume $x \not\rightarrow y$, we have $x \not\rightarrow z$, otherwise we would have $x \rightarrow z \rightarrow y$. On the other hand, $z \not\rightarrow x$, otherwise we would have $f(z) < f(x)$, but from equation (1.4) we know that $f(x) \leq f(z) < f(y)$. We thus conclude that

$$z \parallel x. \quad (1.5)$$

The conjunction of equations (1.2), (1.3), and (1.5) is precisely \overline{UC} , the negation of condition UC. \square

Equation (1.1) provides a discretization function mapping real-time traces to discrete-time ones. Basically, for each activation, it counts back along the longest chain of events that happened before it, and reserves one logical instant for each. The definition is well founded because the causality relation is not cyclic, and the set of earlier node activations is finite. It is not only a valid unitary discretization, it is also the most compact one: all other unitary discretizations can be obtained from this one by adding ‘mute’ instants, that is, logical steps where no node executes.

3.1 Discretizing two node systems

We first consider models of only two nodes. Such models were the focus of the original work on the quasi-synchronous approach [3] and they are also relevant in practice [9, 10].

Theorem 1 (Two-node Unitary Discretizability). \checkmark *A real-time model satisfying definition 1 with two nodes ($|\mathcal{N}| = 2$) can be unitary discretized if and only if*

$$T_{\min} \geq 2\tau_{\max}. \quad (2D)$$

This result is coherent with Caspi’s requirement that transmission delays be constrained to be ‘significantly shorter than the periods of read and write clocks’.

We do not present the full proof. The basic idea is to show that condition 2D is equivalent to condition UC which gives the possibility of a unitary discretization (lemma 1). If condition UC does not hold, then there are three events A_i, A_j, B_k such that $A_i \rightarrow B_j$, $A_i \parallel B_k$, and $A_j \parallel B_k$, which in the worst case implies $T_{\min} < 2\tau_{\max}$, that is, the negation of condition 2D. Conversely, if condition 2D does not hold, figure 5 shows that there exists a trace violating condition UC.

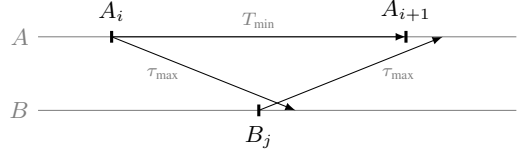


Figure 5: Witness for $UC \implies 2D$.

3.2 Discretizing general systems

One might expect to use the discretizability for two nodes as a building block to extend the result to general models with three or more nodes. Unfortunately, this is not possible.

Theorem 2 (No Unitary Discretization). \checkmark *There is no unitary discretization for a real-time model with more than two nodes.*

Proof. In real-time models with more than two nodes, condition UC, implies instantaneous communication, that is, $\tau_{\max} = 0$, which is incompatible with definition 3. Therefore such systems cannot be unitary discretized.

To show that $UC \implies (\tau_{\max} = 0)$, assume that $\tau_{\max} > 0$. Then, as figure 6 shows, there exists a trace where $A_i \rightarrow B_j$, $A_i \parallel C_k$, and $B_j \parallel C_k$, thus violating condition UC. \square

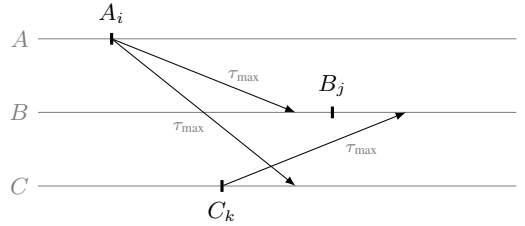


Figure 6: Witness for $UC \implies (\tau_{\max} = 0)$.

This theorem implies that a real-time model of more than two nodes cannot be unitary discretized to a model satisfying definition 2 (unless one is willing to accept $\tau_{\max} = 0$). The discrete-time model is only sound for systems of pairs of quasi-periodic nodes where the transmission delay is sufficiently short. Systems of more than two nodes cannot be unitary discretized without making additional assumptions.

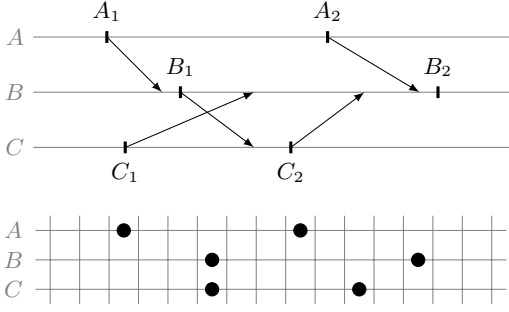


Figure 7: A trace (above) and a possible unitary discretization.

4. Constraining Communications

Although the quasi-synchronous abstraction is not sound for general systems of more than two nodes (theorem 2), we now show that it does apply when node interactions are limited.

Figure 7 shows a trace of a three node system. Since $A_1 \rightarrow B_1$, $A_1 \parallel C_1$, and $B_1 \parallel C_1$, lemma 1 implies that unitary discretization is impossible. But if we know that nodes A and C do not communicate, we also know that $A_i \rightarrow C_j$ is only possible by transitivity. Thus $f(A_i) < f(C_j)$ alone does not imply $A_i \rightarrow C_j$. The discretization function need only be constrained by nodes that communicate with each other. For instance, since $B_1 \parallel C_1$ and nodes B and C communicate with each other, we must have $f(B_1) = f(C_1)$, but there is no constraint between $f(A_1)$ and $f(C_1)$. Note that there is no direct link between the timestamp of an event and the logical instant assigned to that event by a unitary discretization. For instance, $f(A_2) < f(C_2)$ even though C_2 occurs before A_2 .

We formalize these ideas using a *communicates-with* relation, written \Rightarrow , between the nodes of a real-time model. Note that this relation is not necessarily symmetric, $A \Rightarrow B$ need not imply $B \Rightarrow A$, but it must be reflexive ($A \Rightarrow A$).

We also modify the (*recv*) clause of definition 4:

$$\text{If } A \Rightarrow B \text{ and } t(A_i) + \tau(A_i, B) \leq t(B_j) \text{ then } A_i \rightarrow B_j$$

A message is received if two nodes communicate and the receiver is activated after the transmission delay. We write $\tau(A_i, B)$ to denote the transmission delay of the message sent to node B at the i th activation of node A . The definition of unitary discretizations (definition 5) retains its form but its implications change: condition UD constrains $f(A_i)$ and $f(B_j)$ only if $A \Rightarrow B$. Propositions 1 to 3 continue to hold trivially. Theorem 1 holds under the assumption that $A \Rightarrow B$ and $B \Rightarrow A$ when $\mathcal{N} = \{A, B\}$. We now show how to exclude the counter-examples in the proof of theorem 2 to permit unitary discretizations for a larger class of systems.

The aim is to formulate sufficient conditions on the (static) \Rightarrow relation to guarantee the existence of a unitary discretization. The following proposition will be useful.

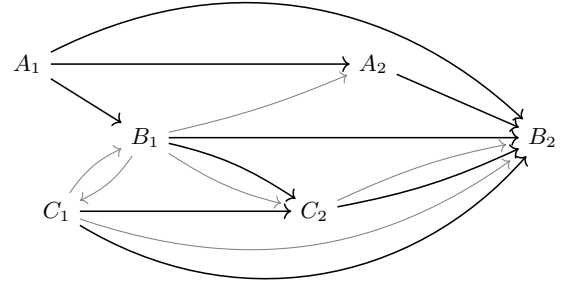


Figure 8: The trace (sub-)graph of the trace in figure 7. Black thick arrows denote $\xrightarrow{1}$, thin gray ones $\xrightarrow{0}$.

Proposition 4. *If f is a unitary discretization for a trace, for a pair of nodes where $A \Rightarrow B$ we have that*

$$\begin{aligned} A_i \rightarrow B_j &\implies f(A_i) < f(B_j), \text{ and} \\ A_i \not\rightarrow B_j &\implies f(A_i) \geq f(B_j). \end{aligned}$$

Proof. The first equation is a direct consequence of the definition of a unitary discretization. The second one follows by contradiction. Assume that $A_i \not\rightarrow B_j$ and $f(A_i) < f(B_j)$, then by the definition of f we have $A_i \rightarrow B_j$ which is a contradiction. \square

An intermediate step to defining a static condition on communications is to more finely characterize traces that do not have unitary discretizations. Our characterization will be based on a graph of the constraints of proposition 4.

Definition 6 (Trace Graph). *Given a trace \mathcal{E} , its directed, weighted trace graph \mathcal{G} has as vertices $\{A_i \mid A \in \mathcal{N} \wedge i \in \mathbb{N}\}$ and as edges the smallest relations that satisfy*

1. *If $A_i \rightarrow B_j$ then $A_i \xrightarrow{1} B_j$, and*
2. *If $A \Rightarrow B$ and $A_i \not\rightarrow B_j$ then $B_j \xrightarrow{0} A_i$.*

An example trace graph is shown in figure 8. The edges labeled with one ($x \xrightarrow{1} y$) represent the constraints $f(x) < f(y)$. Such an edge indicates that the source activation must be placed before the destination activation in any unitary discretization, that is, the value of f , from source to destination, must increase by at least one. Those labeled with zeros ($x \xrightarrow{0} y$) represent the constraints $f(x) \leq f(y)$. Such an edge indicates that the source activation cannot be placed before the destination activation in any unitary discretization, that is, the value of f , from source to destination, must be the same or larger. A path through several activations defines their relative ordering in all unitary discretizations. The satisfaction of the required constraints, or the impossibility of satisfying them, can now be phrased in terms of cycles in the graph. A cycle comprising only $\xrightarrow{0}$'s is acceptable: its activations are all assigned the same discrete slot (for example, B_1 and C_1 in figure 8). Any cycle containing a $\xrightarrow{1}$ represents a set of unsatisfiable constraints: one of the activations must be placed in two different slots.

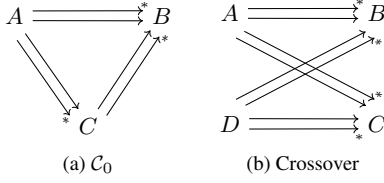


Figure 9: Forbidden communication topologies.

Lemma 2 (Acyclic Unitary Discretization). *For a trace \mathcal{E} , there exists a unitary discretization if and only if the corresponding graph \mathcal{G} has no cycle of positive weight.*

Proof. We show that $\exists\text{UD} \implies \overline{\exists\text{PC}}$ by contraposition. Assume that there exists a cycle of positive weight. By construction of \mathcal{G} there is an event A_i such that, for any unitary discretization function, $f(A_i) < f(A_i)$, which is impossible.

We must now show that $\overline{\exists\text{PC}} \implies \exists\text{UD}$. Since there are no cycles of positive weight, we may define a function f that maps each event A_i to the weight of the longest path in \mathcal{G} that leads to A_i . By construction $A_i \rightarrow B_j \implies f(A_i) < f(B_j)$, which is half of condition UD of definition 5.

The other half of condition UD follows by contraposition. Assume $A_i \not\rightarrow B_j$. If $A \Rightarrow B$ then by proposition 4 we have $f(B_j) \leq f(A_i)$ and thus $\neg(f(A_i) < f(B_j))$. The other case, $\neg(A \Rightarrow B)$, is trivial. \square

Similarly to the function defined for lemma 1, see equation (1.1), the unitary discretization described in the proof above is the most concise one. Other discretizations are constructed by adding ‘extra’ instants between activations of communicating nodes as in figure 7.

Problematic cycles in traces can be precluded by imposing restrictions on communication patterns: forbidding $A \Rightarrow B$ removes $A_i \xrightarrow{1} B_j$ and $B_j \xrightarrow{0} A_i$, for all i and j , in associated trace graphs (if $A \neq B$). For example, the counterexample of figure 6 shows that when three nodes communicate such that $C \Leftarrow A \Rightarrow B \Leftarrow C$, there is at least one trace for which there is no unitary discretization. By forbidding this pattern, which we hereafter call \mathcal{C}_0 , and another one, we guarantee the existence of unitary discretizations for all traces.

Theorem 3. *If the transitive closure of the communicates-with relation \Rightarrow^* of a real-time model is acyclic and contains neither \mathcal{C}_0 nor alternating cycles, then every trace of the model has a unitary discretization. s*

In an alternating cycle, or *crossover*, the direction of the communication links change when the node does. A crossover with four nodes $A \Rightarrow^* B \Leftarrow^* D \Rightarrow^* C \Leftarrow^* A$ is shown in figure 9 together with an illustration of \mathcal{C}_0 .

Proof. We fix a trace and show $\overline{\exists\text{FT}} \implies \exists\text{UD}$ by contraposition. Assuming there is no unitary discretization, lemma 2

implies that \mathcal{G} has a cycle of positive weight:

$$e_0 \xrightarrow{0} e_{k_1} \xrightarrow{1} \dots \xrightarrow{0} e_{k_n} \xrightarrow{1} e_0.$$

We will write N_k for the node corresponding to activation e_k . By definition 6, a chain $e_i \xrightarrow{0} e_j$, corresponds to a communication link $N_i \Leftarrow N_j$ with $N_i \neq N_j$, and a chain $e_i \xrightarrow{1} e_j$ corresponds to a communication link in the opposite direction $N_i \Rightarrow N_j$ but with the possibility that $N_i = N_j$, for activations of the same node. Thus we have that

$$N_0 \Leftarrow N_{k_1} \Rightarrow \dots \Leftarrow N_{k_n} \Rightarrow N_0.$$

There are three possible cases:

1. If $N_i = N_j$ for all $e_i \xrightarrow{1} e_j$, there is a cycle $N_0 \Leftarrow N_0$.
2. If there is exactly one $e_i \xrightarrow{1} e_j$ with $N_i \neq N_j$, there is a \mathcal{C}_0 pattern: $N_0 \Leftarrow N_i \Rightarrow N_j \Leftarrow N_0$.
3. If there are two or more $N_i \Rightarrow N_j$ with $N_i \neq N_j$, there is an alternating cycle.

Each case shows the existence of a forbidden topology. \square

This theorem provides sufficient conditions for the unitary discretization of a real-time model. The conditions are, however, too restrictive. They exclude, for instance, the two-node systems studied in section 3.1. Forbidding \mathcal{C}_0 and crossover topologies is indeed necessary but cycles can be allowed by constraining the timing characteristics of the architecture.

Theorem 4 (Unitary Discretizability). *Let L_c be the length of the longest cycle of the communicates-with relation \Rightarrow^* . A real-time model satisfying definition 1 can be unitary discretized if and only if,*

1. *the transitive closure of the communicates-with relation contains neither \mathcal{C}_0 nor alternating cycles, and,*
2. *the following condition holds:*

$$T_{\min} \geq L_c \tau_{\max} \quad (\text{CD})$$

When there is no cycle in the communication graph ($L_c = 0$), there is no constraint between T_{\min} and τ_{\max} . A proof is given in appendix C. The idea is to show that forbidding the two communication patterns shown in figure 9 and imposing condition CD precludes cycles of positive weight in all trace graphs arising from the given model. And, conversely, that if any of the three restrictions is removed, it becomes possible to construct a trace whose graph contains a cycle of positive weight.

5. The Quasi-Synchronous Abstraction

In this final section, we generalize the quasi-synchronous model² and the definitions and results on unitary discretizations. This allows us to precisely describe when the quasi-synchronous model can be applied to a real-time system.

²As suggested by the *Same_Period_n* predicate of [3, §3.2.2].

A discrete-time model is termed n -quasi-synchronous if there are no more than n activations of one node between any two successive activations of another. This definition can be formalized using unitary discretizations.

Definition 7 (n -Quasi-Synchronous Model). \checkmark A real-time model is n -quasi-synchronous if, for every trace t ,

1. there exists a unitary discretization f , and
2. for any nodes A and B , there is no chain of activations of length greater than n , that is, no i and j such that

$$f(B_j) \leq f(A_i) < \dots < f(A_{i+n}) \leq f(B_{j+1}). \quad (\text{QS})$$

This definition expresses the two central features of quasi-synchrony: communications as ‘logical’ unit delays and constraints on node interleavings.

Definition 7 is consistent with the natural generalization of definition 2 from section 1.2. Using the unitary discretization of definition 7(1), the activation instants of a node A can be represented by a boolean clock: $c_A(i) = t$ iff $f(A_j) = i$ for some j . Then condition QS is equivalent to the fact that the pair of clocks (c_A, c_B) associated to nodes A and B never contains the subsequence

$$\begin{bmatrix} t \\ - \end{bmatrix} \cdot \begin{bmatrix} f \\ f \end{bmatrix}^* \cdot \left(\begin{bmatrix} t \\ f \end{bmatrix} \cdot \begin{bmatrix} f \\ f \end{bmatrix}^* \right)^{n-1} \cdot \begin{bmatrix} t \\ - \end{bmatrix}.$$

While definition 7 captures the essence of quasi-synchrony, the requirements are rather abstract. We now present two theorems that incorporate the results of previous sections to give concrete requirements on real-time parameters and communication topologies.

Theorem 5. \checkmark A real-time model satisfying definition 1 that contains at least one pair of intercommunicating nodes is n -quasi-synchronous if and only if,

1. its communication graph has no forbidden topologies,
2. condition CD holds, that is, $T_{\min} \geq L_c \tau_{\max}$, and,
3. the following condition holds:

$$nT_{\min} \geq T_{\max} + 2\tau_{\max}. \quad (\text{QT})$$

The two first conditions are equivalent to the existence of a unitary discretization (theorem 4). Given a discretization function, condition QT is equivalent to condition QS when two nodes A and B intercommunicate: $A \Rightarrow B$ and $B \Rightarrow A$.

If condition QS does not hold, there is a chain of events such that $f(B_j) \leq f(A_i) < \dots < f(A_{i+n}) \leq f(B_{j+1})$. This gives $A_i \not\Rightarrow B_j$ and $B_{j+1} \not\Rightarrow A_{i+n}$, which implies in the worst case that $nT_{\min} < T_{\max} + 2\tau_{\max}$, that is, the negation of condition QT. On the other hand, if condition QT does not hold, then figure 10 shows that there exists a trace where $B_j \parallel A_i \rightarrow A_{i+1} \rightarrow \dots \rightarrow A_{i+n} \parallel B_{j+1}$. Then by the definition of a unitary discretization we have that

$$f(B_j) \leq f(A_i) < \dots < f(A_{i+n}) \leq f(B_{j+1}).$$

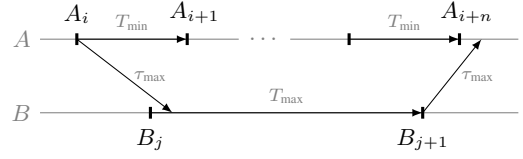


Figure 10: Witness for $\text{QS} \implies \text{QT}$.

If there are no pairs of intercommunicating nodes, the counter-example of figure 10 is not possible and condition QT can be relaxed. Theorem 5 thus becomes:

Theorem 6. \checkmark A real-time model satisfying definition 1 with no pairs of intercommunicating nodes is n -quasi-synchronous if and only if,

1. its communication graph has no forbidden topologies,
2. condition CD holds, that is, $T_{\min} \geq L_c \tau_{\max}$,
3. there is no message inversion, and,
4. the following condition holds:

$$nT_{\min} + \tau_{\min} \geq 2T_{\max} + \tau_{\max} \quad (\text{QT}')$$

Condition 3 is only required if there are no cycles in the communication graph. Otherwise $L_c > 0$ and Condition CD is more restrictive than condition MI (see proposition 2). Given a discretization function, condition QT' is equivalent to condition QS when there are no pairs of intercommunicating nodes, that is, for any pair of nodes A and B , it is not the case that $A \Rightarrow B$ and $B \Rightarrow A$.

The proof that $\text{QT}' \iff \text{QS}$ is similar to that of theorem 5. If condition QS does not hold, there is a chain of events where

$$f(B_j) \leq f(A_i) < \dots < f(A_{i+n}) \leq f(B_{j+1}) < f(B_{j+2}).$$

Since there is no communication $B \Rightarrow A$, we have $A_i \not\Rightarrow B_j$, $A_{i+n} \not\Rightarrow B_{j+1}$ and $A_{i+n} \rightarrow B_{j+2}$, which, in the worst case, implies $nT_{\min} + \tau_{\min} < 2T_{\max} + \tau_{\max}$, the negation of condition QT'. The counterexample, shown in figure 11, is more subtle than the previous one. If condition QT' does not hold, there is a trace in which $A_i \not\Rightarrow B_j$, $A_{i+n} \not\Rightarrow B_{j+1}$, and $A_{i+n} \rightarrow B_{j+2}$. Thus the only constraints on the discretization function are $f(A_i) \geq f(B_j)$, $f(A_{i+n}) \geq f(B_{j+1})$, and $f(A_{i+n}) < f(B_{j+2})$, which permits a discretization where $f(A_{i+n}) = f(B_{j+1})$ in violation of condition QS.

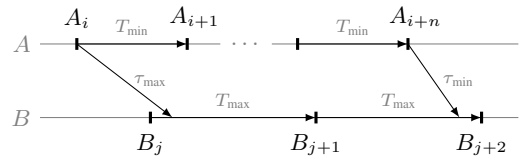


Figure 11: Witness for $\text{QS} \implies \text{QT}'$.

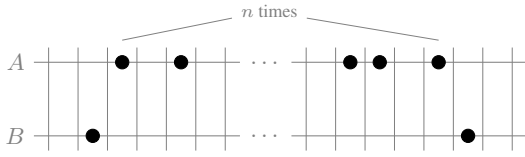


Figure 12: Maximal overwrites and oversamplings.

A classic property of the quasi-synchronous abstraction is the existence of bounds on the numbers of successive overwrites (message losses) and oversamplings (message duplications) [3, §3.2.3]. These properties follow directly from the n -quasi-synchronous model (definition 7). Figure 12 shows the worst acceptable case: a chain of n activations of a node A between two successive activations of another node B .

Proposition 5 (Overwrites, Oversamples). *The maximum number of successive overwrites or oversamplings in an n -quasi-synchronous system is $n - 1$.*

Proof. The proof is straightforward given definition 5 and the worst acceptable case shown in figure 12:

$$B_j \rightarrow A_i \rightarrow A_{i+1} \rightarrow \dots \rightarrow A_{i+n} \rightarrow B_{j+1}.$$

For the maximum number of overwrites, the $n - 1$ messages sent at $A_i, A_{i+1}, \dots, A_{i+n-1}$ are overwritten by the message sent at A_{i+n} which is received by B at B_{j+1} .

For the maximum number of oversamplings, the $n - 1$ activations $A_{i+1}, A_{i+2}, \dots, A_{i+n}$ oversample the value sent by B at B_j which is received by A at A_i . \square

6. Related Work

The problem of finding a unitary discretization is equivalent to the problem of finding a strongly consistent scalar clock. Raynal & Singhal report in their survey [16] that, in general, this is not possible, that is, there is no scalar clock function f that satisfies the equivalence

$$x \rightarrow y \iff f(x) < f(y).$$

This was already noted by Lamport in his original paper [13, p.560] ‘we cannot expect the converse condition to hold as well [...]’.

Other work seeks more powerful mechanisms for capturing causality between events. Vector clocks [14] or matrix clocks [7], though, do not resolve the problem posed in this paper for two reasons: 1) transmission is modeled using unit delays, and; 2) node activations are modeled as boolean streams. Both choices require the total ordering given by a global logical base clock (a synchronous modeling of an asynchronous system). Basically, we must constrain the architecture to enable the application of a scalar clock (the global logical clock of the synchronous model).

Most existing work on the quasi-synchronous abstraction [2, 9, 10] takes the discrete model as a given and applies it directly to model and analyze systems. We sought to clarify the original definitions [3] and to state precisely the relation between the real-time and discrete models. That is, to answer the question *is it sound to use the quasi-synchronous abstraction for a given quasi-periodic system?*. This leads to the understanding of discretization in terms of causality and the restrictions on node interconnections and timing which are the central contributions of this paper.

7. Conclusion

The quasi-synchronous abstraction provides a way to model and reason about a class of distributed embedded systems whose nodes communicate by sampling with bounded jitter. Given a real-time model satisfying certain constraints on timing parameters and communication topology, properties obtained of the corresponding quasi-synchronous model are also shared by the system itself. In other words, a precise class of practically-relevant distributed control systems can be verified without resorting to timed formalisms and tools, and by modeling message transmission as a unit delay, but not all of them. This result contradicts a common belief that the quasi-synchronous abstraction applies to any quasi-periodic system.

References

- [1] A. Benveniste, P. Caspi, P. Le Guernic, H. Marchand, J.-P. Talpin, and S. Tripakis. A protocol for loosely time-triggered architectures. In *EMSOFT'02*, pages 252–265, Oct. 2002.
- [2] S. Bhattacharyya, S. Miller, J. Yang, S. Smolka, B. Meng, C. Stickse, and C. Tinelli. Verification of quasi-synchronous systems with Uppaal. In *DASC'14*, pages 8A4–1, Oct. 2014.
- [3] P. Caspi. The quasi-synchronous approach to distributed control systems. Technical Report CMA/009931, VERIMAG, Cysis Project, May 2000. “The Cooking Book”.
- [4] P. Caspi. Embedded control: From asynchrony to synchrony and back. In *EMSOFT'01*, pages 80–96, Oct. 2001.
- [5] P. Caspi, C. Mazuet, and N. Reynaud Paligot. About the design of distributed control systems: The quasi-synchronous approach. In *SAFECOMP'01*, pages 215–226, Sept. 2001.
- [6] Esterel Technologies. Scade suite. <http://www.esterel-technologies.com/products/scade-suite/>.
- [7] M. J. Fischer and A. Michael. Sacrificing serializability to attain high availability of data in an unreliable network. In *Symp. on Principle of database systems*, pages 70–75. ACM, 1982.
- [8] N. Halbwachs, P. Caspi, P. Raymond, and D. Pilaud. The synchronous dataflow programming language Lustre. *Proc. IEEE*, 79(9):1305–1320, 1991.
- [9] N. Halbwachs and L. Mandel. Simulation and verification of asynchronous systems by means of a synchronous model. In *ACSD'06*, pages 3–14, June 2006.
- [10] E. Jahier, N. Halbwachs, and P. Raymond. Synchronous modeling and validation of schedulers dealing with shared resources. Technical Report TR-2008-10, VERIMAG, July 2000.
- [11] H. Kopetz. *Real-time systems: design principles for distributed embedded applications*. Springer-Verlag, 2011.
- [12] H. Kopetz and G. Bauer. The time-triggered architecture. *Proc. IEEE*, 91(1):112–126, Jan. 2003.
- [13] L. Lamport. Time, clocks, and the ordering of events in a distributed system. *CACM*, 21(7):558–565, 1978.
- [14] F. Mattern. Virtual time and global states of distributed systems. *Parallel and Distributed Algorithms*, 1(23):215–226, 1989.
- [15] T. Nipkow, L. C. Paulson, and M. Wenzel. *Isabelle/HOL: A Proof Assistant for Higher-Order Logic*, volume 2283 of *LNCS*. 2002.
- [16] M. Raynal and M. Singhal. Logical time: Capturing causality in distributed systems. *IEEE Computer*, 29(2):49–56, 1996.

Detailed Proofs

A. Traces and Causality

Proposition 2 (Message Inversion). \checkmark *Message inversion cannot occur if the following condition holds.*

$$T_{\min} + \tau_{\min} > \tau_{\max} \quad (\text{MI})$$

Proof. The idea of the proof is to forbid the worst case scenario that allows a message inversion illustrated in figure 3.

Assume a message inversion occurs, there exist two subsequent activations of the same node $A_i \rightarrow A_j$ such that the message sent at A_i is received later than the message sent at A_j .

$$t(A_i) + \tau(A_i) \geq t(A_j) + \tau(A_j). \quad (2.1)$$

Using definition 1 we can bound the transmission delays

$$t(A_i) + \tau(A_i) \geq t(A_i) + \tau_{\max} \quad (2.2)$$

$$t(A_j) + \tau(A_j) \leq t(A_j) + \tau_{\min}. \quad (2.3)$$

Besides, from proposition 1 we have

$$t(A_j) \geq t(A_i) + T_i^A \geq t(A_i) + T_{\min}. \quad (2.4)$$

Then, combining equations (2.1) to (2.4) we obtain

$$\begin{aligned} t(A_i) + T_{\min} + \tau_{\min} &\leq t(A_j) + \tau_{\min} \\ &\leq t(A_i) + \tau_{\max}. \end{aligned}$$

Thus $T_{\min} + \tau_{\min} \leq \tau_{\max}$, that is, $\overline{\text{MI}}$ the negation of condition MI. Hence if condition MI holds, no message inversion can occur. \square

Proposition 3. \checkmark *For a trace \mathcal{E} without message inversions,*

$$A_i \rightarrow B_j \iff t(A_i) + \tau(A_i) \leq t(B_j).$$

Proof. For two nodes $A, B \in \mathcal{N}$, assume that,

$$t(A_i) + \tau(A_i) > t(B_j) \quad (3.1)$$

$$A_i \rightarrow B_j. \quad (3.2)$$

In other words, A_i happened before B_j , but B_j does not read the message sent at A_i . Hence there exists A_k, B_l such that $A_i \rightarrow A_k \rightarrow B_l \rightarrow B_j$ where B_l is the reading of the message sent at A_k

$$t(A_k) + \tau(A_k) \leq t(B_l). \quad (3.3)$$

Note that it is possible that $B_l = B_j$. Hence, we have from equation (3.1)

$$t(A_i) + \tau(A_i) > t(B_l). \quad (3.4)$$

Then, from proposition 1 we have

$$t(A_k) \geq t(A_i) + T_i^A. \quad (3.5)$$

$$(3.6)$$

The conjunction of equations (3.3) and (3.4) corresponds to a message inversion. \square

B. Discretizing two node systems

Theorem 1 (Two-node Unitary Discretizability). \checkmark *A real-time model satisfying definition 1 with two nodes ($|\mathcal{N}| = 2$) can be unitary discretized if and only if*

$$T_{\min} \geq 2\tau_{\max}. \quad (2D)$$

Proof. We prove here that condition 2D is equivalent to condition UC which reflect the possibility of a unitary discretization (lemma 1).

To prove that $2D \implies UC$, assume that condition UC does not hold. It is obvious that two concurrent events cannot be activations of the same nodes. Hence condition UC becomes

$$A_i \rightarrow A_j \text{ and } A_i \parallel B_k \text{ and } A_j \parallel B_k \quad (\overline{UC})$$

From definition 1, proposition 1 and condition \overline{UC} we have

$$t(B_k) < t(A_i) + \tau(A_i) \leq t(A_i) + \tau_{\max} \quad (4.1)$$

$$t(A_j) < t(B_k) + \tau(B_k) \leq t(B_k) + \tau_{\max} \quad (4.2)$$

$$t(A_j) \geq t(A_i) + T_i^A \geq t(A_i) + T_{\min}. \quad (4.3)$$

Then from equations (4.1) to (4.3) we have

$$\begin{aligned} t(A_i) + T_{\min} &\leq t(A_j) \\ &< t(B_k) + \tau_{\max} \\ &< t(A_i) + 2\tau_{\max}. \end{aligned}$$

Thus $T_{\min} < 2\tau_{\max}$, that is, $\overline{2D}$. Hence $2D \implies UC$.

To prove that $UC \implies 2D$, assume that condition 2D does not hold. Then figure 5 shows that there exists a trace which violates condition UC. \square

C. Constraining Communications

Theorem 4 (Unitary Discretizability). *Let L_c be the length of the longest cycle of the communicates-with relation \rightrightarrows^* . A real-time model satisfying definition 1 can be unitary discretized if and only if,*

1. *the transitive closure of the communicates-with relation contains neither \mathcal{C}_0 nor alternating cycles, and,*
2. *the following condition holds:*

$$T_{\min} \geq L_c \tau_{\max} \quad (\text{CD})$$

Proof. Let us split the proof into two parts. First we focus on cycles in the communicates-with relation \rightrightarrows^* , that is, we assume that there is no other forbidden topology. To prove that $CD \implies \exists \text{UD}$ consider a trace \mathcal{E} such that there is a cycle of positive weight based on a cycle in the \rightrightarrows^* relation

$$e_0 \xrightarrow{0^*} e_{k_1} \xrightarrow{1^*} \dots \xrightarrow{0^*} e_{k_n} \xrightarrow{1^*} e_0.$$

According to the proof of theorem 3, if a cycle of positive weight is based on a cycle of the communicates-with relation, an edge $\xrightarrow{1}$ denotes subsequent activations of the same node (otherwise $\xrightarrow{0}$ and $\xrightarrow{1}$ edges correspond to communications in opposite directions). Let p be the number of $\xrightarrow{1}$ edges, and q the number of $\xrightarrow{0}$ edges. We have by definition of $\xrightarrow{1}$ and $\xrightarrow{0}$

$$\begin{aligned} e_i \xrightarrow{1} e_{i+1} &\implies t(e_{i+1}) \geq t(e_i) + T_i^{N_i} \geq t(e_i) + T_{\min} \\ e_i \xrightarrow{0} e_{i+1} &\implies t(e_{i+1}) > t(e_i) - \tau(e_i, N_{i+1}) \geq t(e_i) - \tau_{\max}. \end{aligned}$$

Following the cycle we have $t(e_0) + pT_{\min} - q\tau_{\max} < t(e_0)$, hence $q\tau_{\max} > pT_{\min}$. By definition L_c is the maximum length of a cycle thus $L_c \geq q$ and we consider a cycle of positive weight, that is, $q \geq 1$. Hence,

$$L_c \tau_{\max} \geq q\tau_{\max} > pT_{\min} \geq T_{\min}$$

which violates condition CD.

To prove that $\exists \text{UD} \implies \text{CD}$ Assume that condition CD does not hold. Then one can build a trace with a cycle of positive weight with only one transition $\xrightarrow{1}$ and L_c transitions $\xrightarrow{0}$. Let $\varepsilon = (L_c\tau_{\max} - T_{\min})/L_c > 0$ and \mathcal{E} a trace such that for all event e_i , $\tau(e_i) = \tau_{\max}$ and

$$\begin{aligned} t(e_0) &= 0 \\ t(e_1) &= T_{\min} \\ t(e_{i+1}) &= t(e_i) - (\tau_{\max} - \varepsilon) \quad \forall 2 \leq i \leq L_c \end{aligned}$$

where $N_0 = N_1 \Leftarrow N_2 \Leftarrow \dots \Leftarrow N_{L_c} \Leftarrow N_{L_c+1} = N_0$ is the longest cycle of the communicates with relation. Hence

$$t(e_{L_c+1}) = t(e_0) + T_{\min} - L_c(\tau_{\max} - \varepsilon) = t(e_0),$$

that is, $e_{L_c+1} = e_0$ and we have $\forall 1 \leq i \leq L_c$

$$\begin{aligned} N_{i+1} &\Leftarrow N_i \\ t(e_i) &< t(e_{i+1}) + \tau(e_{i+1}, N_i). \end{aligned}$$

Hence

$$\begin{aligned} e_0 &\xrightarrow{1} e_1 \\ e_i &\xrightarrow{0} e_{i+1} \quad \forall 1 \leq i \leq L_c. \end{aligned}$$

We thus built a cycle of weight 1. Figure 13 gives an example of such a trace with four nodes.

Now we need to prove that is it necessary to forbid the two other topologies. We show that if there exist such a topology in the communicates-with relation, one can build a trace with a cycle of positive weight. Consider such a topology, that is, \mathcal{C}_0 or an alternating cycle (without cycles)³

$$N_0 \xrightarrow{*} N_{k_1} \xleftarrow{*} \dots \xrightarrow{*} N_{k_{n-1}} \xleftarrow{*} N_{k_n} = N_0.$$

³Note that \mathcal{C}_0 is the particular case $N_0 \xrightarrow{*} N_{k_1} \xleftarrow{*} N_0$.

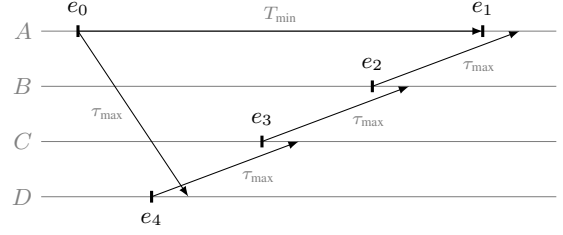


Figure 13: Witness for $\exists \text{UD} \implies \text{CD}$ with a cycle of four nodes: $e_0 \xrightarrow{1} e_1 \xrightarrow{0} e_2 \xrightarrow{0} e_3 \xrightarrow{0} e_4 \xrightarrow{0} e_0$.

Let p be the number of edges \Rightarrow and q the number of edges \Leftarrow . Since we consider a topology \mathcal{C}_0 or a cross-over, one can assume w.l.g. that $0 < p \leq q$. Let $\varepsilon = (q\tau_{\max} - pT_{\min})/q > 0$ and \mathcal{E} a trace such that $t(e_0) = 0$ and

$$\begin{aligned} N_i \Rightarrow N_{i+1} &\implies \begin{cases} t(e_{i+1}) = t(e_i) + \tau_{\min} \\ \tau(e_i, N_{i+1}) = \tau_{\min} \end{cases} \\ N_i \Leftarrow N_{i+1} &\implies \begin{cases} t(e_{i+1}) = t(e_i) - (\tau_{\max} - \varepsilon) \\ \tau(e_{i+1}, N_i) = \tau_{\max} \end{cases} \end{aligned}$$

Thus we have $N_{k_n} = N_0$ and

$$t(e_{k_n}) = t(e_0) + p\tau_{\min} - q(\tau_{\max} - \varepsilon) = t(e_0),$$

that is, $e_{k_n} = e_0$ and $\forall 0 \leq i \leq k_n - 1$

$$\begin{aligned} N_i \Rightarrow N_{i+1} &\implies t(e_{i+1}) \geq t(e_i) + \tau(e_i, N_{i+1}) \\ N_i \Leftarrow N_{i+1} &\implies t(e_i) < t(e_{i+1}) + \tau(e_{i+1}, N_i). \end{aligned}$$

Hence

$$\begin{aligned} N_i \Rightarrow N_{i+1} &\implies e_i \xrightarrow{1} e_{i+1} \\ N_i \Leftarrow N_{i+1} &\implies e_i \xrightarrow{0} e_{i+1}. \end{aligned}$$

We thus built a cycle of weight $p > 0$. Figure 14 gives an example of such a trace with five nodes. \square

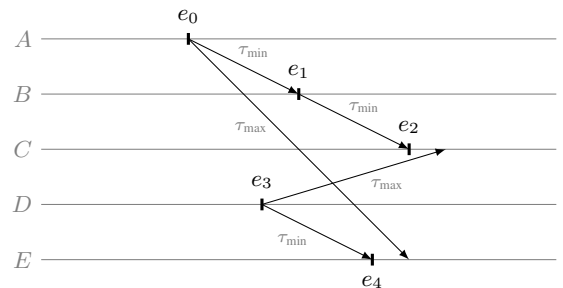


Figure 14: Witness for $\exists \text{UD} \implies \overline{\exists \text{FT}}$ with a crossover of five nodes: $e_0 \xrightarrow{1} e_1 \xrightarrow{1} e_2 \xrightarrow{0} e_3 \xrightarrow{1} e_4 \xrightarrow{0} e_0$.

D. The Quasi-Synchronous Abstraction

Theorem 5. \checkmark A real-time model satisfying definition 1 that contains at least one pair of intercommunicating nodes is n -quasi-synchronous if and only if,

1. its communication graph has no forbidden topologies,
2. condition CD holds, that is, $T_{\min} \geq L_c \tau_{\max}$, and,
3. the following condition holds:

$$nT_{\min} \geq T_{\max} + 2\tau_{\max}. \quad (\text{QT})$$

Proof. The first two conditions are equivalent to the existence of a unitary discretization f (theorem 4).

Then we can prove that $\text{QT} \iff \text{QS}$. To show that $\text{QT} \implies \text{QS}$, assume that condition QS does not hold, that is, there exists i and j such that

$$f(B_j) \leq f(A_i) < \dots < f(A_{i+n}) \leq f(B_{j+1}).$$

We have $A_i \not\rightarrow B_j$ from the definition of a unitary discretization. Besides since there is a pair of intercommunicating node, $L_c \geq 2$ and condition CD is more restrictive than condition MI. We can thus apply definition 1 and proposition 3

$$t(B_j) < t(A_i) + \tau(A_i) \leq t(A_i) + \tau_{\max}. \quad (5.1)$$

From proposition 1 we also have

$$t(B_{j+1}) \leq t(B_i) + T_j^B \leq t(B_i) + T_{\max} \quad (5.2)$$

$$t(A_{i+n}) = t(a_i) + \sum_{k=i}^{i+n-1} T_k^A \geq t(A_i) + nT_{\min}. \quad (5.3)$$

There are two possible cases:

1. If $f(A_{i+n}) < f(B_{j+1})$ we have $A_{i+n} \rightarrow B_{j+1}$ and thus

$$t(B_{j+1}) > t(A_{i+n}) + \tau_{\min}. \quad (5.4)$$

Then from equations (5.1) to (5.4) we have

$$\begin{aligned} t(A_i) + nT_{\min} + \tau_{\min} &\leq t(A_{i+n}) + \tau_{\min} \\ &< t(B_{j+1}) \\ &\leq t(B_j) + T_{\max} \\ &< t(A_i) + \tau_{\max} + T_{\max}. \end{aligned}$$

Thus we have $nT_{\min} + \tau_{\min} < \tau_{\max} + T_{\max}$ which implies $nT_{\min} < T_{\max} + 2\tau_{\max}$ that is $\overline{\text{QT}}$.

2. If $f(A_{i+n}) = f(B_{j+1})$ we have $B_{j+1} \not\rightarrow A_{i+n}$ and thus

$$t(A_{i+n}) < t(B_{j+1}) + \tau_{\max}. \quad (5.5)$$

Then from equations (5.1) to (5.3) and (5.5) we have

$$\begin{aligned} t(A_i) + nT_{\min} &\leq t(A_{i+n}) \\ &< t(B_{j+1}) + \tau_{\max} \\ &\leq t(B_j) + T_{\max} + \tau_{\max} \\ &< t(A_i) + T_{\max} + 2\tau_{\max}. \end{aligned}$$

Thus we have $nT_{\min} < T_{\max} + 2\tau_{\max}$ that is $\overline{\text{QT}}$.

In both cases $\text{QT} \implies \text{QS}$.

To show that $\text{QS} \implies \text{QT}$, assume that condition QT does not hold. Then figure 10 shows that there exists a trace with $B_j \parallel A_i \rightarrow A_{i+1} \rightarrow \dots \rightarrow A_{i+n} \rightarrow B_{j+1}$. Then using definition 5 we have

$$f(B_j) \leq f(A_i) < \dots < f(A_{i+n}) \leq f(B_{j+1})$$

which violates condition QS. \square

Theorem 6. \checkmark A real-time model satisfying definition 1 with no pairs of intercommunicating nodes is n -quasi-synchronous if and only if,

1. its communication graph has no forbidden topologies,
2. condition CD holds, that is, $T_{\min} \geq L_c \tau_{\max}$,
3. there is no message inversion, and,
4. the following condition holds:

$$nT_{\min} + \tau_{\min} \geq 2T_{\max} + \tau_{\max} \quad (\text{QT}')$$

Proof. The first two conditions ensures that there exists a unitary discretization f (theorem 4).

Then we can prove that $\text{QT} \iff \text{QS}$. The proof is similar to the one of theorem 5 except that, since $A \ni B$, there is no possible communication between B and A . To show that $\text{QT}' \implies \text{QS}$, assume that condition QS does not hold, that is, there exists i and j such that

$$f(B_j) \leq f(A_i) < \dots < f(A_{i+n}) \leq f(B_{j+1}).$$

We have $A_i \not\rightarrow B_j$ from the definition of a unitary discretization. Since we assume that there is no possible message inversion we can thus apply definition 1 and proposition 3

$$t(B_j) < t(A_i) + \tau(A_i) \leq t(A_i) + \tau_{\max}. \quad (6.1)$$

From proposition 1 we also have

$$t(B_{j+2}) \leq t(B_i) + 2T_{\max} \quad (6.2)$$

$$t(A_{i+n}) \geq t(A_i) + nT_{\min}. \quad (6.3)$$

There are two possible cases:

1. If $f(A_{i+n}) < f(B_{j+1})$ we have $A_{i+n} \rightarrow B_{j+1}$ and thus

$$t(B_{j+1}) > t(A_{i+n}) + \tau_{\min}. \quad (6.4)$$

Then from equations (6.1) to (6.4) we have

$$\begin{aligned} t(A_i) + nT_{\min} + \tau_{\min} &\leq t(A_{i+n}) + \tau_{\min} \\ &< t(B_{j+1}) \\ &\leq t(B_j) + T_{\max} \\ &< t(A_i) + \tau_{\max} + T_{\max}. \end{aligned}$$

Thus we have $nT_{\min} + \tau_{\min} < \tau_{\max} + T_{\max}$ which implies $nT_{\min} + \tau_{\min} < 2T_{\max} + \tau_{\max}$ that is $\overline{\text{QT}'}$.

2. If $f(A_{i+n}) = f(B_{j+1})$ we have $A_{i+n} \not\rightarrow B_{j+1}$ but also $A_{i+n} \rightarrow B_{j+2}$ since $f(A_{i+n}) \leq f(B_{j+1}) < f(B_{j+2})$ and thus

$$t(B_{j+2}) < t(B_{j+1}) + \tau_{\max}. \quad (6.5)$$

Then from equations (6.1) to (6.3) and (6.5) we have

$$\begin{aligned} t(A_i) + nT_{\min} + \tau_{\min} &\leq t(A_{i+n}) + \tau_{\min} \\ &< t(B_{j+2}) \\ &\leq t(B_j) + 2T_{\max} \\ &< t(A_i) + \tau_{\max} + 2T_{\max}. \end{aligned}$$

Thus we have $nT_{\min} + \tau_{\min} < 2T_{\max} + \tau_{\max}$ that is $\overline{QT'}$.

In both cases $QT' \implies QS$.

To show that $QS \implies QT'$, assume that condition QT' does not hold. Then figure 11 shows that there exists a trace with $B_j \parallel A_i \rightarrow A_{i+1} \rightarrow \dots \rightarrow A_{i+n} \rightarrow B_{j+1}$. Then using definition 5 we have

$$f(B_j) \leq f(A_i) < \dots < f(A_{i+n}) \leq f(B_{j+1})$$

which violates condition QS . □



**RESEARCH CENTRE
PARIS – ROCQUENCOURT**

Domaine de Voluceau, - Rocquencourt
B.P. 105 - 78153 Le Chesnay Cedex

Publisher
Inria
Domaine de Voluceau - Rocquencourt
BP 105 - 78153 Le Chesnay Cedex
inria.fr

ISSN 0249-6399