



HAL
open science

Open-source numerical simulation tool for two-dimensional neural fields involving finite axonal transmission speed

Eric Nichols, Kevin Green, Axel Hutt

► **To cite this version:**

Eric Nichols, Kevin Green, Axel Hutt. Open-source numerical simulation tool for two-dimensional neural fields involving finite axonal transmission speed. International Conference on Mathematical NeuroScience (ICMNS), Jun 2015, Antibes, Juan-les-Pins, France, France. hal-01153789

HAL Id: hal-01153789

<https://inria.hal.science/hal-01153789>

Submitted on 20 May 2015

HAL is a multi-disciplinary open access archive for the deposit and dissemination of scientific research documents, whether they are published or not. The documents may come from teaching and research institutions in France or abroad, or from public or private research centers.

L'archive ouverte pluridisciplinaire **HAL**, est destinée au dépôt et à la diffusion de documents scientifiques de niveau recherche, publiés ou non, émanant des établissements d'enseignement et de recherche français ou étrangers, des laboratoires publics ou privés.

Motivation

This work aims to provide an open source and cross-platform simulation tool that integrates numerically integral-differential equations of the type

$$\left(\eta \frac{\partial^2}{\partial t^2} + \gamma \frac{\partial}{\partial t} + 1\right) V(x, t) = I(x, t) + \int_{\Omega} d^2y K(\|x - y\|) S\left[V\left(y, t - \frac{\|x - y\|}{c}\right)\right] \quad (1)$$

with mean neuron potential V in a two-dimensional quadratic spatial domain Ω with periodic boundary conditions. The term I denotes the external stimulus, K is the synaptic connectivity kernel and S is the firing rate. Finite axonal transmission speed c induces space-dependent delays.

To this end, we present the *Neural Field Simulator* [1].

Features

► Great usability

- Parametrization can be as simple or complex as field model
- Visualization is easily modified by a keypress

► Complete control over Eq. (1) variables

- Free choice of values provided by text-based Python interface

► Spatio-temporal kernel

- Integral renders into a spatial integral and an integral over delays [2]

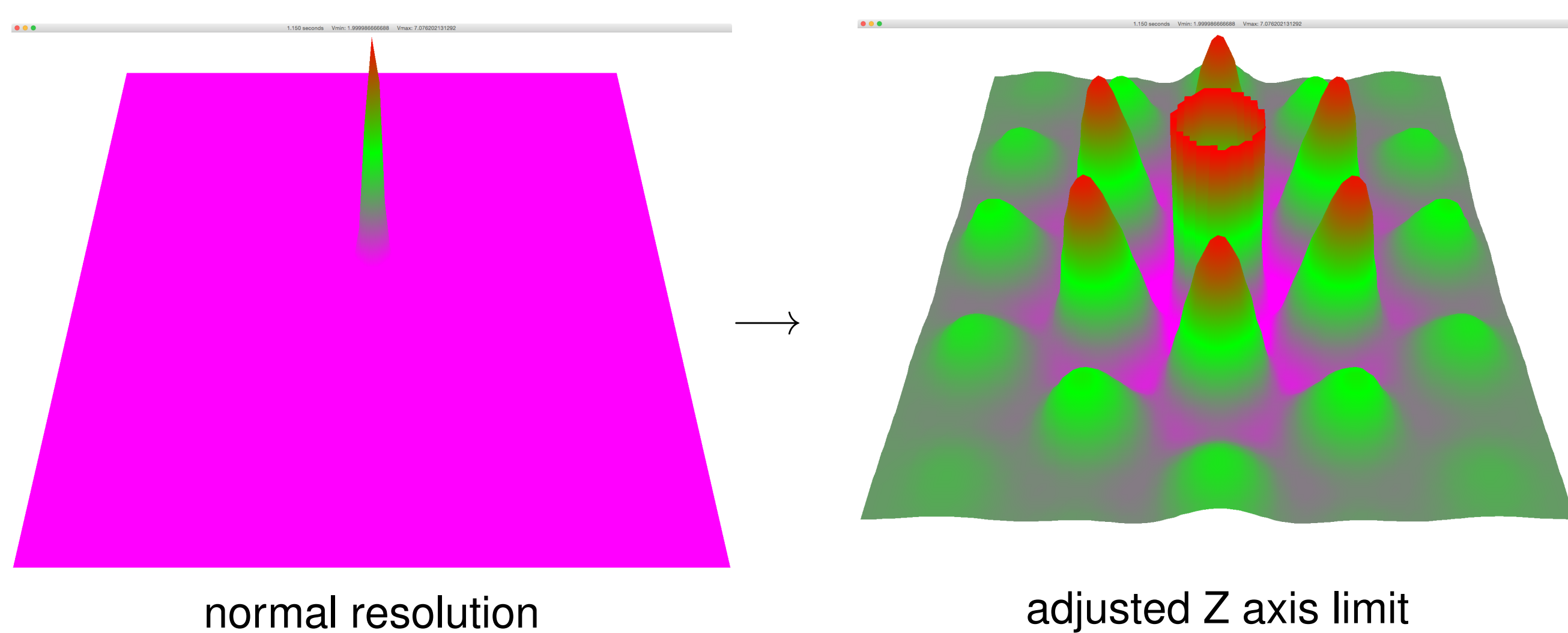
► Optimal acceleration

1. Fast Fourier transform in space
2. Self-writing code based on interface selections
3. Utilization of graphics processing unit for hardware acceleration
4. Reduced rate of GPU uploads optimised for visual perception

► Output in rich detail

- 2D matrices output in 3D whereby $[x, y] \rightarrow [z]$

This allows features normally hidden in neural fields to be magnified and examined



- Matrices can be moved, rotated, zoomed and colors and axis limits are easily changed
- Movies and images of simulations can be saved

Breather

A breather (Fig. 1) is simulated with a spatial grid of $n=512$ squared elements and parameters $dt=0.001$, $\gamma=1$, $\eta=0$, length $l=30$, $V(t=0)=0$, $V_{noise}(t>0)=\frac{e^{(a^2+b^2)\sqrt{dt}}}{320\pi}$ where a and b are a meshgrid of $[-l/2, \dots, l/2]$, $l=\frac{20e^{-x^2/32}}{32\pi}$, $K=\frac{-e^{-x/3}}{4.5\pi}$, $S=\frac{1}{1+e^{-10000(V-0.005)}}$ and $c=500$.

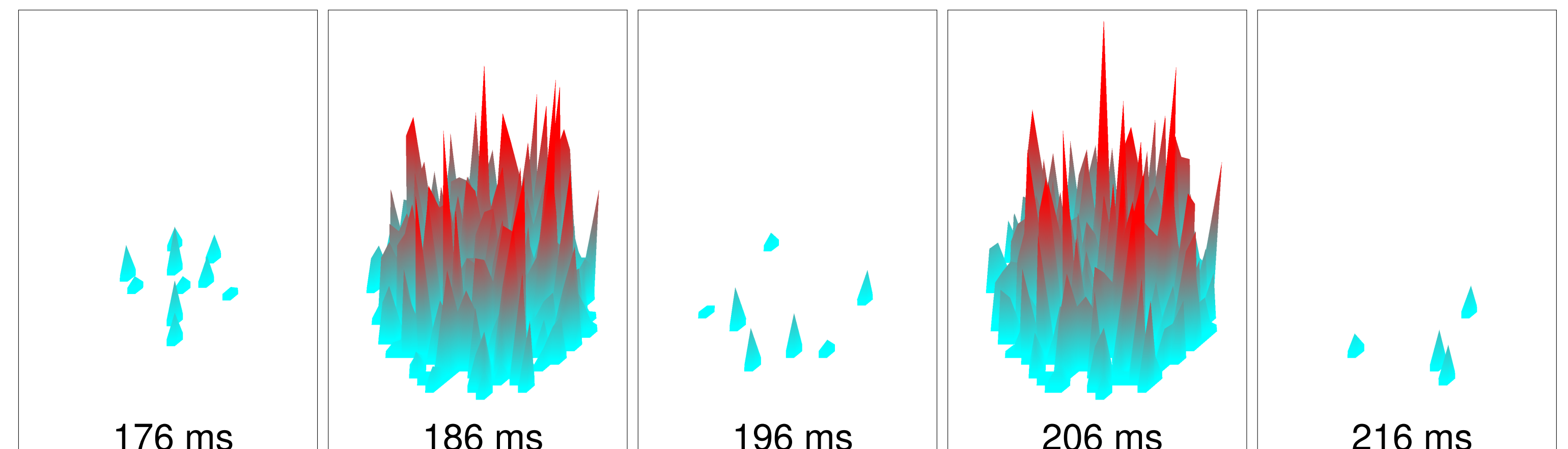


Figure 1: A breather at 10 millisecond intervals with manually set minimum Z axis (=0.0048).

Turing Pattern

Turing patterns emerge from noisy field voltage (Fig. 2) with terms $dt=0.01$, $\gamma=1$, $\eta=0$, $l=90$, $n=512$, $V(t=0)=5.4+\frac{e^{-x^2/0.02}}{\sqrt{0.02\pi}}$, $l=0$, $K=K_0 - \sin(\vec{v})/200$ with $K_0 = \sin(\vec{v})/150$ and $\vec{v}=[-9\pi, \dots, 0]$, $S=\frac{2}{1+e^{-1.24(V-3)}}$ and $c \geq l\sqrt{2}\Delta t$ is infinite (=6364).




Figure 2: A smooth constant Turing pattern exists from noise after 5 seconds.

Alternating Roll

Reference [1] presents an alternating roll solution (Fig. 3) with descriptions of the following values: $dt=0.02$, $\gamma=2$, $\eta=1$, $l=40.3805226$, $n=512$, $k_c=1.0891958379832$, $\omega_c=3.4003003526352$, $V(t=0)=3+0.4 \sin(k_c a)$, $U_{excite}=0.4\omega_c \cos(k_c b)$, $l=2.5$, $K=\frac{121e^{-x}-235.2e^{-1.4x}}{2\pi}$, $S=\frac{1}{1+e^{-2.856(V-3)}}$ and finite $c=6$.

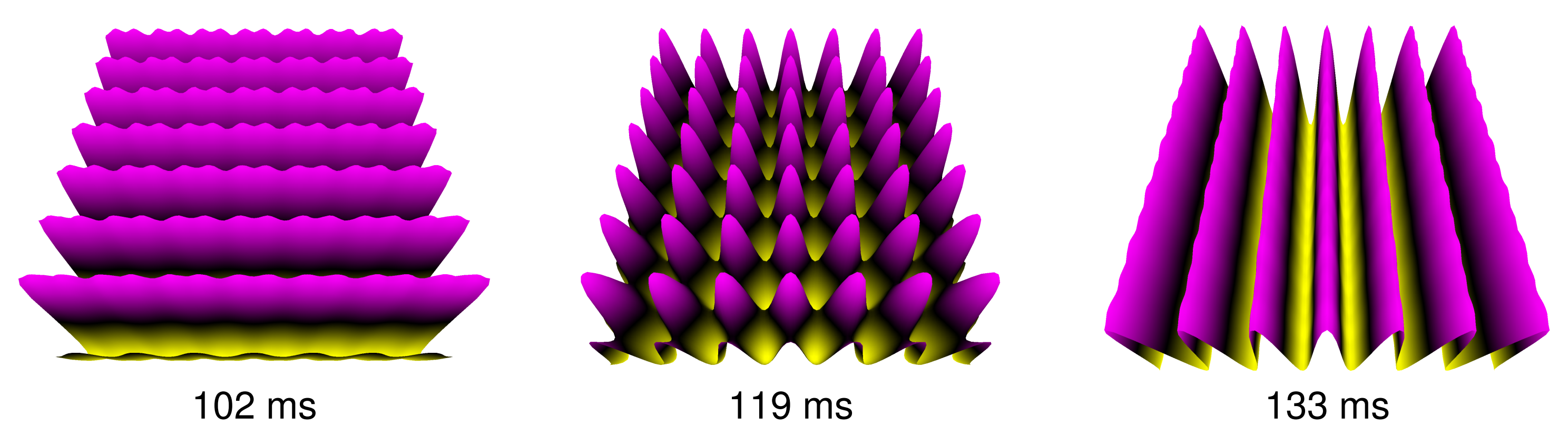


Figure 3: A stable alternating roll continuously transforms between horizontal and vertical line patterns every ≈ 31 milliseconds.

Acknowledgments

This work is funded by the European Research Council under the European Union's Seventh Framework Program (FP7/2007-2013), ERC grant agreement No. 257253 (MATHANA project).

References

- [1] <http://nfsimulator.gforge.inria.fr>
- [2] A. Hutt and N. Rougier. Activity spread and breathers induced by finite transmission speeds in two-dimensional neural fields, *Physical Review E* 82 (5):055701 (2010).
- [3] K.R. Green and A. Hutt. Dynamic square patterns in a two-dimensional neural field with finite transmission speed. *Society for Industrial and Applied Mathematics* (2015), Submitted for publication.