



An improved recursive graph bipartitioning algorithm for well balanced domain decomposition

Astrid Casadei, Pierre Ramet, Jean Roman

► To cite this version:

Astrid Casadei, Pierre Ramet, Jean Roman. An improved recursive graph bipartitioning algorithm for well balanced domain decomposition. IEEE International Conference on High Performance Computing (HiPC 2014), Dec 2014, Goa, India. pp.1-10, 10.1109/HiPC.2014.7116878 . hal-01100962

HAL Id: hal-01100962

<https://inria.hal.science/hal-01100962>

Submitted on 7 Jan 2015

HAL is a multi-disciplinary open access archive for the deposit and dissemination of scientific research documents, whether they are published or not. The documents may come from teaching and research institutions in France or abroad, or from public or private research centers.

L'archive ouverte pluridisciplinaire **HAL**, est destinée au dépôt et à la diffusion de documents scientifiques de niveau recherche, publiés ou non, émanant des établissements d'enseignement et de recherche français ou étrangers, des laboratoires publics ou privés.

An improved recursive graph bipartitioning algorithm for well balanced domain decomposition

Astrid Casadei
University of Bordeaux
Inria
CNRS (LaBRI UMR 5800)
Bordeaux, France
Astrid.Casadei@inria.fr

Pierre Ramet
University of Bordeaux
Inria
CNRS (LaBRI UMR 5800)
Bordeaux, France
ramet@labri.fr

Jean Roman
Inria
Bordeaux Institute of Technology (IPB)
CNRS (LaBRI UMR 5800)
Bordeaux, France
Jean.Roman@inria.fr

Abstract—In the context of hybrid sparse linear solvers based on domain decomposition and Schur complement approaches, getting a domain decomposition tool leading to a good balancing of both the internal node set size and the interface node set size for all the domains is a critical point for load balancing and efficiency issues in a parallel computation context. For this purpose, we revisit the original algorithm introduced by Lipton, Rose and Tarjan [1] in 1979 which performed the recursion for nested dissection in a particular manner. From this specific recursive strategy, we propose in this paper several variations of the existing algorithms in the multilevel SCOTCH partitioner that take into account these multiple criteria and we illustrate the improved results on a collection of graphs corresponding to finite element meshes used in numerical scientific applications.

Keywords—Graph partitioning, domain decomposition, nested dissection, parallel sparse hybrid solvers.

I. INTRODUCTION AND MOTIVATION

Nested Dissection (*ND*) has been introduced by A. George in 1973 [2] and is a well-known and very popular heuristic for sparse matrix ordering to reduce both fill-in and operation count during Cholesky factorization. This method is based on graph partitioning and the basic idea is to build a “good separator” that is to say a “small size separator” S of the graph associated with the original matrix in order to split the remaining vertices in two parts P_0 and P_1 of “almost equal sizes”. The vertices of the separator S are ordered with the largest indices, and then, the same method is applied recursively on the two subgraphs induced by P_0 and P_1 . Good separators can be built for classes of graphs occurring in finite element problems based on meshes which are special cases of bounded density graphs [3] or more generally of overlap graphs [4]. In d -dimension, such n -node graphs have separators whose size grows as $\mathcal{O}(n^{(d-1)/d})$. In this paper, we focus on the cases $d = 2$ and $d = 3$ which correspond to the most interesting practical cases for numerical scientific applications. *ND* has been implemented by graph partitioners such as METIS^a [5] or SCOTCH^b [6].

Moreover, *ND* is based on a divide and conquer approach and is also very well suited to maximize the number of independent computation tasks for parallel implementations of direct solvers. Then, by using the block data structure induced by the partition of separators in the original graph, very efficient parallel block solvers have been designed and implemented according to supernodal or multifrontal approaches. To name a few, one can cite MUMPS^c [7], PASTIX^d [8] and SUPERLU^e [9]. One can also find in [10] a survey of partitioning methods and models for the distribution of computations and communications in a parallel framework.

However, if we examine precisely the complexity analysis for the estimation of asymptotic bounds for fill-in or operation count when using *ND* ordering [1], we can notice that the size of the halo of the separated subgraphs (set of external vertices adjacent to the subgraphs and previously ordered) plays a crucial role in the asymptotic behavior achieved. The minimization of the halo is in fact never considered in the context of standard graph partitioning and therefore in sparse direct factorization studies.

In this paper, we focus on hybrid solvers combining direct and iterative methods and based on domain decomposition and Schur complement approaches. The goal is to provide robustness similar to sparse direct solvers, but memory usage and scalability more similar to preconditioned iterative solvers. Several sparse solvers like HIPS^f [11], MAPHYS [12], [13], PDSLIN [14] and SHYLU^g [15] implement different versions of this hybridification principle.

For generic hybrid solvers, a good tradeoff must be found between the number of subdomains which influences the numerical robustness in terms of rate of convergence in the iterative part of the solver and the size of the subdomains which influences the computational and memory costs for each subdomain direct solver. A classical first coarse grain level

^a<http://www.cs.umn.edu/~metis>

^b<http://gforge.inria.fr/projects/scotch>

^c<http://graal.ens-lyon.fr/MUMPS/>

^d<http://pastix.gforge.inria.fr/>

^e<http://crd-legacy.lbl.gov/~xiaoye/SuperLU/>

^f<http://hips.gforge.inria.fr/>

^g<http://trilinos.sandia.gov/packages/shylu/>

of parallelism is achieved by distributing the subdomains on different processors, but if we must consider medium or large subdomain sizes for numerical issues, one can use a parallel sparse direct solver for each subdomain leading to the use of a second level of parallelism. In this case and for nowadays architectures based on large clusters of SMP multicore nodes, one can associate each subdomain with a SMP node, thus leading to a hybrid programming approach (MPI between subdomains and threads for the sparse parallel direct solver for each subdomain).

In this context, the computational cost associated to each subdomain for which a sparse direct elimination based on ND ordering is carried out mainly depends on both the internal node set size and on the halo size of the subdomain. Indeed, the complexity analysis demonstrates that the computational cost for the construction of the local Schur complement (whose size is given by the halo size) grows as the computational cost of the sparse direct elimination of the internal nodes.

The construction of a domain decomposition tool leading to a good balancing of both the internal node set size and the halo node size for all the domains is then a critical point for load balancing and efficiency issues in a parallel computation context. To our knowledge, such a tool does not exist and standard partitioning techniques, even by using k -way partitioning approach, which intends to construct directly a domain decomposition of a graph in k sets of independent vertices [16], do not lead in general to good results for the two coupled criteria, and for general irregular graphs coming from real-life scientific applications.

For this purpose, we revisit the original algorithm introduced by Lipton, Rose and Tarjan [1] in 1979 which performed the recursion for nested dissection in a different manner: at each level, we apply recursively the method to the subgraphs induced by $P_0 \cup S$ on one hand, and $P_1 \cup S$ on the other hand (see Figure 1 on the right). In these subgraphs, vertices already ordered (and belonging to previous separators) are the halo vertices. The partition of these subgraphs will be performed with three objectives: balancing of the two new parts P'_0 and P'_1 , balancing of the halo vertices in these parts P'_0 and P'_1 , and minimizing the size of the separator S' .

We implement this strategy in the SCOTCH partitioner. SCOTCH strategy is based on the multilevel method [17], [18] which consists in three main steps: the (sub)graph is coarsened multiple times until it becomes small enough, then an algorithm called greedy graph growing is applied on the coarsest graph to find a good separator, and finally the graph is uncoarsened, projecting at each level the coarse separator on a finer graph and refining it using the Fiduccia-Mattheyses algorithm [19]. This paper studies variations of these three algorithmic steps in order to take into account the balancing criteria for both the internal and halo nodes, the goal being

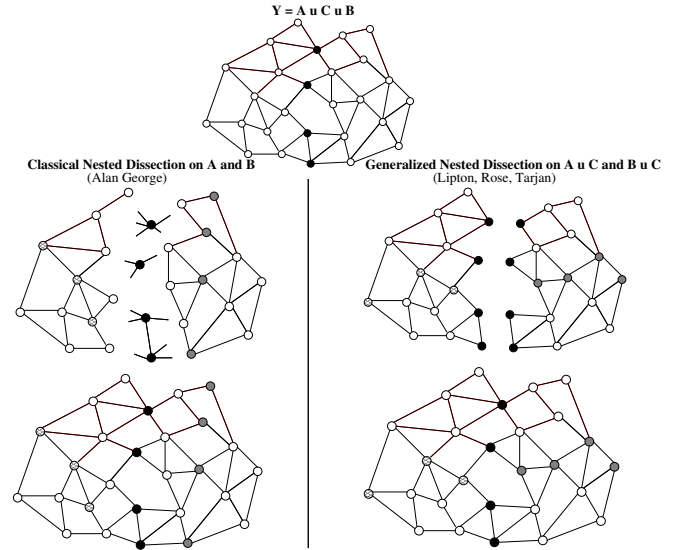


Figure 1. *On the left:* classical recursion which is performed on P_0 and P_1 . Objectives are to balance the sizes of the subgraphs and to minimize the separator size. However, halo sizes, represented by the nodes in black and grey, can be unbalanced: they are respectively 4, 5, 6 and 8. *On the right:* recursion is performed here on $P_0 \cup S$ and $P_1 \cup S$ and the halo vertices are balanced among the parts, leading to interface sizes equal to 5, 5, 6 and 6.

to achieve in the end a well balanced domain decomposition well suited for parallel hybrid solvers. However, as we consider a bi-partitioning method, the number of subdomains generated will be 2^k if we stop the recursion at some level k .

The paper is organized as follows. In Section II, we focus on the coarsening and the uncoarsening steps, and we present the modifications compared to standard multilevel partitioning strategy. Section III presents greedy graph growing approaches for the coarsest graph and several adaptations developed to get balanced halo and interior node sizes. Some experimental results illustrate the different studied strategies. In Section IV, we validate our work by comparing the achieved results with the ones of the native SCOTCH partitioner on a collection of large 3D problems coming from numerical simulations. Finally, we conclude and give some perspectives for future works in the last section.

II. MULTILEVEL FRAMEWORK

The SCOTCH default strategy consists in a multilevel method, which is one of the best ways to find good separators. This takes two sub-methods as parameters: an effective partitioning strategy, which is greedy graph growing algorithm (GG) by default in SCOTCH; and a method allowing to enhance an existing separator, here the Fiduccia-Mattheyses algorithm (FM). The idea is to coarsen the graph multiple times to simplify it, then to apply the effective partitioning strategy GG on the coarsest graph, and finally to project the separator back on finest graphs. At each level, the projection is refined with the FM algorithm.

► More specifically, at each step of the coarsening stage, a matching of the vertices is performed, and the matched vertices are merged, summing their weight, to form the weight of the new vertices. This process is repeated until the graph obtained is small enough. Then, GG is applied on the (weighted) coarsest graph, making a first guess of the final separator. At each stage of the uncoarsening, two vertices that were matched at a finer level are assigned to the same part than their coarse equivalent. This way, if the global balance was achieved in the coarser graph, it is still in the finer; yet, the uncoarsening may lead to a thick locally non-optimal separator, requiring to use a refinement algorithm. To reduce the research domain of the algorithm, SCOTCH builds a band graph of width 3 around the uncoarsened separator and runs FM on it. Note that to have a good separator, this refinement is applied at each step of the uncoarsening, not only on the finest graph.

Our aim to balance the halo vertices requires to modify slightly the multilevel framework. Indeed, some halo vertices may be matched with non-halo vertices, and the sum of their weights would not mean anything. Thus, vertices have now two weights: a non-halo and a halo weight. When two vertices are matched, the two non-halo weights are added together, and the same is done for their halo weights. If the initial graph is unweighted, the non-halo weight of a vertex is one if it is out of the halo, zero otherwise; the halo weight of a vertex is one if the vertex is in the halo, zero otherwise. In the context of these two different kinds of weight, we redefine a halo vertex as *a vertex which has a non-zero halo weight*. Since the matching procedure treats halo and non-halo vertices the same way, we expect that the ratio of halo vertices is almost the same in the finest and the coarsest graphs.

In the following, if C is a set of vertices, we denote by \overline{C} its subset of halo vertices. $|C|$ is the sum of the non-halo weights of vertices in C and $|\overline{C}|$ the sum of halo weights.

► In order to maintain the balance achieved during the uncoarsening process, the Fiduccia-Mattheyses has also been modified. FM method is an algorithm implemented in SCOTCH to refine an existing separator. It is based on a local search around the initial separator. A *move* of the search consists in picking a vertex from the current separator and putting it in one of the two parts. To keep a correct separator, the neighbours of the vertex in the other part also need to enter it. FM algorithm makes several passes (set of consecutive moves) and keeps going on while the maximum number of passes is not reached and the last pass brings improvement; the next pass begins from the best separator ever found (and found in the last pass). Moreover, even passes have a slight preference for moving vertices in part 0, while odd passes favor part 1 instead.

FM has three objectives when it moves a vertex: getting a reasonable imbalance $\Delta = |P_0| - |P_1|$, minimizing the

separator S and moving a vertex to the preferred *pref* part^h. More specifically, FM ensures that once the move is done, the new imbalance do not exceed $\max(|\Delta|, \Delta_{th})$, where Δ is the current imbalance and Δ_{th} a fixed imbalance given by user. This means that if current imbalance is outside the scope of Δ_{th} , it will not be degraded, and if it is within, it will remain within. If there is no possible move respecting this rule, the pass ends. Otherwise, FM takes, among valid choices, one that leads to the smallest possible new separator (which can be larger than the current one). If there are still several possibilities, FM eventually selects a move to the preferred part of the pass.

In order to prevent the local search to make the same choices several times, a *Tabu* search is implemented. A set of *tabu* vertices is maintained and reset at each new pass. Whenever a vertex is chosen, it is put in the *tabu* set and will not be allowed to move again until next pass. This way, during a pass, a vertex may enter the separator, be chosen to leave it, and re-enter by the move of some of its neighbours, but then it will remain in the separator. A pass stops when either there is no possible move remaining, or the last *movenbr* moves did not bring any improvement. Giving the possibility of continuing a pass for *movenbr* moves after the last improvement may allow to get out of a local minimum.

Our modified FM algorithm is presented in Algorithm 1. The choice of a vertex v to move from the separator to a part i is revisited. If the current partition does not have an absolute halo imbalance $|\overline{\Delta}|$ below the threshold $\overline{\Delta}_{th}$ (chosen by user), then the function *getHalo* is called line 12. This function tries to fix the halo imbalance. It uses the sign of $\overline{\Delta} = |P_0|_h - |P_1|_h$ to know the part where a vertex must be moved: a move to part 0 increases $\overline{\Delta}$, a move to part 1 decreases it. Then, it picks a vertex whose move to part i will minimize the new halo imbalance. If there is no such move that improves $\overline{\Delta}$ strictly, then the function fails. Here, or if the partition had already a reasonable halo imbalance, the function *getSep* is called instead (line 14), which works as described in the unmodified version.

We conclude this section by giving our strategy to choose the *better* partition as indicated at line 23 of Algorithm 1. We proceed as follows:

- if we never found a partition in which $|\Delta| \leq \Delta_{th}$, we keep the partition whose $|\Delta|$ is the smallest.
- if we already found a partition satisfying $|\Delta| \leq \Delta_{th}$, but never a partition satisfying both $|\Delta| \leq \Delta_{th}$ and $|\overline{\Delta}| \leq \overline{\Delta}_{th}$, then we keep a partition with $|\Delta| \leq \Delta_{th}$ and whose $|\overline{\Delta}|$ is the smallest.
- if we already found a partition satisfying both $|\Delta| \leq \Delta_{th}$ and $|\overline{\Delta}| \leq \overline{\Delta}_{th}$, we keep only partitions satisfying these two conditions; among them, we choose the one which

^hNote that FM has some exceptions for isolated vertices, *i.e.* separator vertices which are adjacent to only one of the two parts. In practice, we have special treatments that induces several difficulties that will not be described in this paper.

Algorithm 1: modified FM

Input: graph: $G = (V, E)$, number of passes: $passnbr$, number of hill-climbing moves by pass: $movenbr$, maximum acceptable imbalance: Δ_{th} and $\bar{\Delta}_{th}$, initial partition: (P_0, S, P_1) with $S \neq \emptyset$

Output: partition (P_0, S, P_1) of V such as S is a (small) separator and $|P_0| \approx |P_1|$

```

1  $(P_0^*, S^*, P_1^*) \leftarrow (P_0, S, P_1)$ ;
2  $passnum \leftarrow 0$ ;
3 repeat
4    $(P_0, S, P_1) \leftarrow (P_0^*, S^*, P_1^*)$ ;
5    $\Delta \leftarrow |P_0| - |P_1|$ ,  $\bar{\Delta} \leftarrow |P_0|_h - |P_1|_h$ ;
6    $tabu \leftarrow \emptyset$ ;
7    $movenum \leftarrow 0$ ,  $enhanced \leftarrow false$ ;
8    $pref \leftarrow mod(passnum, 2)$ ;
9   while  $movenum < movenbr$  do
10     $f \leftarrow false$ ;
11    if  $|\bar{\Delta}| > \bar{\Delta}_{th}$  then
12       $(f, v, i) \leftarrow getHalo(S \setminus tabu, \bar{\Delta})$ ;
13    if  $\neg f$  then
14       $(f, v, i) \leftarrow$ 
15         $getSep(S \setminus tabu, \max(\Delta_{th}, |\Delta|), pref)$ ;
16    if  $\neg f$  then /* No movable vertex */
17      break;
18    /* Move  $v$  from separator to part  $i$  */
19     $R \leftarrow \{w | (v, w) \in E \text{ and } w \in P_{\neg i}\}$ ;
20     $S \leftarrow S \setminus \{v\} \cup R$ ;
21     $P_i \leftarrow P_i \cup \{v\}$ ,  $P_{\neg i} \leftarrow P_{\neg i} \setminus R$ ;
22     $\Delta \leftarrow |P_0| - |P_1|$ ,  $\bar{\Delta} \leftarrow |P_0|_h - |P_1|_h$ ;
23     $movenum++$ ;
24     $tabu \leftarrow tabu \cup \{v\}$ ;
25    if  $(P_0, S, P_1)$  is better than  $(P_0^*, S^*, P_1^*)$  then
26       $(P_0^*, S^*, P_1^*) \leftarrow (P_0, S, P_1)$ ;
27       $movenum \leftarrow 0$ ,  $enhanced \leftarrow true$ ;
28     $passnum++$ ;
29 until  $\neg enhanced$  or  $(passnum = passnbr)$ ;
30 return  $(P_0^*, S^*, P_1^*)$ ;

```

has the smallest separator. In case of equality, we pick the one with the smallest $|\bar{\Delta}|$, and if there is still a tie, the one with the smallest $|\Delta|$.

III. GRAPH PARTITIONING ALGORITHMS

We also need to adapt the greedy graph growing (GG) algorithm in order to compute a partitioning which takes halo weight into account. The next subsection will present the GG algorithm and a straightforward adaptation. Some unsatisfactory results lead us to consider two other approaches that are presented in the last two subsections and named double GG and halo-first GG respectively. The first one shares the idea of the "bubble" algorithm of [20], [21] to do GG with one seed per part, although is based on a different

approach. In the next section of the paper, another set of results will be presented to highlight the differences between these two new approaches when the number of domains increases.

Table I presents all the testing matrices, giving their size and their number of non-zero entries. The *id* number will be used to identify matrices in the following. For each matrix A , the symmetric graph of $A + A^t$ is used. Matrices 1-20 come from the University of Florida Sparse Matrix Collectionⁱ, and the last set of ten matrices comes from our industrial collaborations or partners.

TABLE I
SET OF TEST MATRICES. 1-20 COME FROM THE UNIVERSITY OF FLORIDA
SPARSE MATRIX COLLECTION. 21-30 COME FROM INDUSTRIAL
COLLABORATIONS OR PARTNERS.

id	Matrix	n	nnz
1	Dubcova3	146689	3489960
2	wave	156317	2118662
3	dj_pretok	182730	1512512
4	turon_m	189924	1557062
5	stomach	213360	3236576
6	BenElechi1	245874	12904622
7	torso3	259156	4372658
8	mario002	389874	1867114
9	helm2d03	392257	2349678
10	kim2	456976	10905268
11	mc2depi	525825	3148800
12	tmt_unsym	917825	3666976
13	t2em	921632	3673536
14	ldoor	952203	45570272
15	bone010	986703	70679622
16	ecology1	1000000	39996000
17	dielFilterV3real	1102824	88203196
18	thermal2	1228045	7352268
19	StocF-1465	1465137	19540252
20	Hook_1498	1498023	59419422
21	NICE-25	140662	5547944
22	MHD	485597	23747544
23	Inline	503712	36312630
24	ultrasound	531441	32544720
25	Audikw_1	943695	76708152
26	Haltere	1288825	18375900
27	NICE-5	2233031	175971592
28	Almond	6994683	102965400
29	NICE-7	8159758	661012794
30	10millions	10423737	157298268

Algorithms will be judged upon two criteria. For each domain, the sizes of the interior and of the halo are measured. Then, we compute the difference between the maximum and the minimum for both, providing two metrics: *interface imbalance*, and *interior imbalance*. For example, on the bottom-right graph of Figure 1, interior sizes are all equal to 4, thus the interior imbalance is null, and halo sizes are 5, 5, 6, and 6 respectively, giving a halo imbalance equal to 1.

Note that the graph partitioning technique used for ND is designed for reordering purpose. In this context, the main objective of SCOTCH software is to minimize the size of

ⁱwww.cise.ufl.edu/research/sparse/matrices

the separator while keeping a local imbalance for interior sizes that does not exceed a fixed percentage, named bal . The recursion is performed until a fixed number of vertices is reached. Thus, the branches of the decomposition tree may have different heights. On the contrary, we focus in this paper on decomposition domain : so we want to choose the number of domains and thus the number of levels in the recursion. Furthermore, a default value for local constraint of interior imbalance ($bal = 10\%$) accumulates through levels of the recursion: at level i , imbalance between minimum and maximum subgraph sizes may reach roughly $bal \times i$ percents. This is too loose for our purpose. We cannot decrease bal too much because the constraint would be too tight for having a chance to minimize the separator. Thus, to achieve a good balancing, we use a constraint that depends on the level: on the higher levels, subgraphs are big, so we can use a tighter constraint while giving the possibility to optimize the separator size; on bottom level, subgraphs are small and we use a looser constraint. More precisely, if p levels are requested, level i will try to get a local imbalance of at most $max(\frac{bal}{2^{p-i+1}}, minbal)$, where $minbal$ is a threshold ensuring that the constraint does not become too small.

In the following, all tests are done with a fixed number of levels of recursion. The column GG (standing for Greedy Graph Growing) in the results refers to the unmodified SCOTCH strategy, with $bal = 10\%$. The column GG^* and the other columns use the level-dependent constraint described above with $bal = 10\%$ and a threshold of 1% . GG^* thus refers to a modified SCOTCH strategy with default graph partitioning algorithms but using the level-dependent bal constraint.

A. Greedy Graph Growing

The algorithm implemented by the SCOTCH software to find a good separator in a graph $G = (V, E)$ at the bottom of the multi-level technique is the greedy graph growing method. The idea is to pick a random seed vertex in the graph, and to make a part grow from this seed, until it reaches the half of the graph size. It is described in Algorithm 2. At line 3, the seed w is chosen. Singleton $\{w\}$ is the initial separator S between the parts P_1 , empty, and P_0 , containing all other vertices. Then, at each step, a vertex v from current separator S is chosen (l. 8), and passed from the separator S to the growing part P_1 (l. 10 and 12). The choice is oriented by the minimization of the current separator. Additionally, the set N of all neighbours of v in P_0 are retrieved from P_0 (l. 11) and added to S (l. 10), so that S remain a separator for the parts. The process is repeated until both parts have almost the same size.

The result of this algorithm is very dependent on the random seed chosen at the beginning. Thus, SCOTCH tries several passes with different seeds (l. 2), and it eventually selects the best partition (P_0, S, P_1) found in all passes (l. 13).

In a first attempt to adapt this algorithm to our purpose of balancing the halo, we made the following changes. First,

Algorithm 2: GreedyGraphGrowing

Input: graph $G = (V, E)$, number of passes $passnbr$

Output: partition (P_0, S, P_1) of V such as S is a (small) separator and $|P_0| \approx |P_1|$

```

1  $(P_0^*, S^*, P_1^*) \leftarrow (\emptyset, V, \emptyset)$ ;
2 for  $p = 1$  to  $passnbr$  do
3    $w \leftarrow RandomSeed(V)$  ;
4    $P_0 \leftarrow V \setminus \{w\}$ ;
5    $P_1 \leftarrow \emptyset$ ;
6    $S \leftarrow \{w\}$ ;
7   while  $|P_0|$  and  $|P_1|$  are not balanced do
8      $v \leftarrow getVertex(S)$  ;
9      $N \leftarrow \{j | (v, j) \in E \text{ and } j \in P_0\}$  ;
      /* neighbours of  $v$  in  $P_0$  */
10     $S \leftarrow S \setminus \{v\} \cup N$ ;
11     $P_0 \leftarrow P_0 \setminus N$ ;
12     $P_1 \leftarrow P_1 \cup \{v\}$ ;
13  if  $(P_0, S, P_1)$  is better than  $(P_0^*, S^*, P_1^*)$  then
14     $(P_0^*, S^*, P_1^*) \leftarrow (P_0, S, P_1)$ ;
15 return  $(P_0^*, S^*, P_1^*)$ ;

```

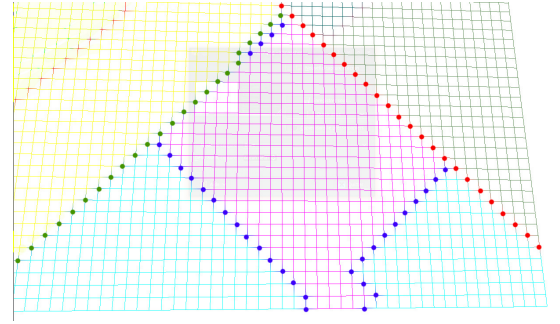


Figure 2. Illustration of a corner case with the modified greedy-graph-growing algorithm. The blue partition is eventually split in three disconnected parts.

the choice of the vertex to move from S to P_1 was now oriented by the halo balance. More specifically, if P_1 had not as much halo vertices as P_0 (relatively to the respective size of the parts), then *choiceOfVertexInSeparator* preferably chooses a vertex v inside the halo. Second, note that it is needed to have both the halo and the non-halo vertices in separator for this strategy to work well. We thus chose the random seed inside halo, since halo vertices are often close to each other.

We tested this adapted algorithm. Unfortunately, it often fails to improve the default partitioning strategy. A typical situation that occurs is represented on Figure 2. On a connected graph, the greedy graph growing algorithm ensures the connectedness of the growing P_1 , but not of P_0 . On the original algorithm, it has no consequences in most cases. But, our modified halo-cared algorithm is almost always able to

trade a better halo balance against a new connected component in P_0 . For instance here, P_0 is in blue and growing P_1 in purple. The halo vertices are in green and red. The new separator is in dark blue. One can notice that the four green halo vertices at the top left belongs to P_0 (which has thus three connected components). As it was growing, P_1 reached the border of the graph while it had enough halo vertices; this explain why these four vertices are not merged with P_1 . This kind of situation can happen very often.

B. Double Greedy Graph Growing with Halo Care

The previous algorithm managed a good halo balance in general, but often at the price of a disconnected part P_0 . We thus decided to use two initial seeds, one for each part, and to make both parts grow simultaneously. However, this new strategy can lead to blocking. Indeed, when growing, one part may block the progression of the other: this happens when $V \setminus (P_0 \cup P_1)$ is not empty but has no vertex reachable from some part P_i . To avoid this problem, we need to delay, as much as possible, the moment when parts meet each other.

Algorithm 3 describes the new method. Line 3 picks the two seeds w_i and w_{-i} in the halo. They are also chosen as far as possible from each other, so that parts meet as late as possible. Both parts, initially empty, are grown from their respective seed vertex. At each step, we choose the smallest part i (l. 11-14), and a vertex v from its boundary S_i (l. 17). v is chosen according to the halo balance situation; if part i has less halo vertices than part $-i$, a halo vertex is taken if possible, and if it has more halo vertices, a non-halo vertex is picked preferably. If several choices of vertices remain, then the vertex which is the nearest from w_i and the farthest from w_{-i} (i.e. the vertex v with the smallest value $\text{dist}(v, w_i) - \text{dist}(v, w_{-i})$) is taken. This is still in the purpose of making the parts meet as late as possible. Like the single-seed greedy graph growing presented before, v is then added to P_i (l. 19), retrieved from S_i , and S_i is updated to remain the boundary of P_i (l. 18). The process is carried on until all vertices are in one of the two parts, meaning $V \setminus (P_0 \cup P_1) = \emptyset$ (end of while loop l. 10), or we are blocked, namely $S_i = \emptyset$ (l. 15).

In the latter case, a solution would be to put all remaining vertices of $V \setminus (P_0 \cup P_1)$ in the part to which they are adjacent. If few vertices remain, this is actually the solution we take lines 21-23. Otherwise, we empty P_0 and P_1 (l. 21) and retry to make grow the parts from w_0 and w_1 , using some additional information to avoid to get blocked again. More specifically, we define a set of *control points* of each part i , containing only their respective seed at the beginning. When blocked, we add a new control point to the part i which could not grow. This control point is defined by the vertex of P_i which is the nearest from the untaken vertices. Then, parts are made grown again. When we choose a vertex to add to part i (l. 17), the first criterion is still the halo situation, and the second criterion is now the vertex v with the smallest value $\min_j \{\text{dist}(v, \text{ctrlpts}_i[j])\} - \min_j \{\text{dist}(v, \text{ctrlpts}_{-i}[j])\}$. In

other words, part i will be *attracted* by its own control points, and *repulsed* by the control points of $-i$. (Note that this rule is in fact a generalization of the previous one).

The strategy described before is repeated until we either succeed to construct a partition (P_0, P_1) of V from (w_0, w_1) , or we reach *triesnb* tries, meaning we failed. If we succeed, we can construct a separator S by applying a minimum vertex cover algorithm on the edges on the frontier of P_0 and P_1 (l. 27).

Like in the previous algorithm, several passes are made with different couples of seed vertices. We eventually select the best partition found among the successful passes on line 29.

To conclude on this algorithm, let us develop a little more on the seeds choices. We mentioned we took vertices *in the halo* and *as far as possible*, so there are two meanings. First, we can take two vertices of the halo that are as far as possible from each other *in the whole graph*. And second, we can *extract* the graph of the halo (the following section will explain how to do that) and pick two vertices that are the farthest from each other in this halo graph. Figure 3 and 4 show that depending on the graph, both solutions can be better than the other. On the top case in Figure 3, vertices A and B are at distance 9 in the whole graph, which is actually the maximum. The rightmost vertex is also at distance 9 of A and has no reason to be preferred. Yet, the separator found with these seeds does not achieve a good halo balance (3 against 7). On the bottom one, the graph of halo has been built and the leftmost and rightmost vertices have been found to be the farthest ones. This time, the separator balances well halo vertices. On the second example in Figure 4, both cases achieve a good halo balance, but the sizes of the separators are significantly different: the *as far along halo* strategy gives a separator of size 9, which is far more than the other, of size only 5. Thus, both strategies have benefits, and when we try several passes, we try at least each of them.

We tested double greedy graph growing on 4 levels of recursion (i.e. 16 domains). The results are presented in Table II. The columns *GG* give the interface and interior imbalance of unmodified SCOTCH with *bal* = 10%. Other columns only give a percentage relatively to the corresponding *GG* column. For example, for the matrix *ecology1* (16), double greedy graph growing (denoted by the *DG* column) achieves a halo imbalance 62,9% better than unmodified *GG*, that is a halo imbalance of $(1 - 0.629) \times 564 \simeq 209$. The column *GG** refers to a modified SCOTCH with a balance depending on the level (see introduction of this section). For each criterion, we highlighted in bold the best result.

We can see that interface balancing of *DG* is much better than unmodified *GG* and *GG** in all but two matrices. Gain can be up to 78,5% on matrix *MHD* (22), with an average of 40% on all matrices. *DG* also achieves a better interior balancing in general compared to *GG*, on all but two matrices; the average gain for this column is 45%. It is also better than

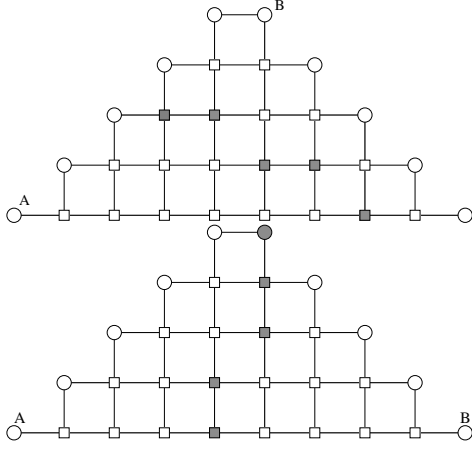


Figure 3. An example showing taking seed vertices A and B "as far as possible along halo" (below) can be better than taking seed vertices in halo as far as possible in the whole graph (above). Halo vertices are denoted by circles.

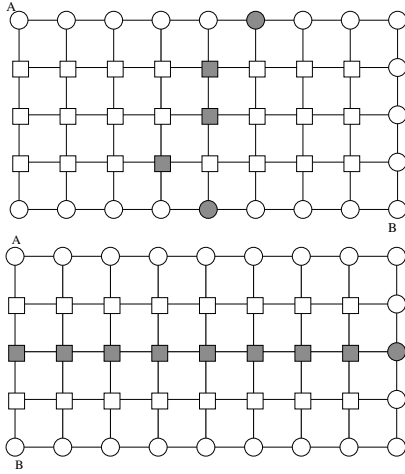


Figure 4. An example showing taking seed vertices A and B in halo as far as possible into the whole graph (above) can be better than taking seed vertices as far as possible along the halo (below). Halo vertices are denoted by circles.

GG^* on one third of the test cases, which is rather honorable since it has one more criterion to optimize. Moreover, we can see that on all but one industrial matrices (which are of particular interest for us), gains are very good on both criteria.

C. Halo-first Greedy Graph Growing

In the previous section, we have studied an algorithm that constructs a separator for the parts and for the halo at once. This gives the priority on minimizing the separator, while trying to balance the halo when possible. In this section, we review another approach, which consists in finding a halo separator first. Once this is done, we construct a separator for the whole graph, making the parts grow from the parts induced by this halo separator.

Before splitting the graph of the halo, we first have to build

Algorithm 3: DoubleGreedyGraphGrowing

Input: graph $G = (V, E)$, number of passes $passnbr$

Output: partition (P_0, S, P_1) of V such as S is a (small) separator, $|P_0| \approx |P_1|$ and $|\overline{P_0}| \approx |\overline{P_1}|$

```

1  $(P_0^*, S^*, P_1^*) \leftarrow (\emptyset, V, \emptyset)$ ;
2 for  $p = 1$  to  $passnbr$  do
3    $(w_0, w_1) \leftarrow RandomSeeds(V)$ ;
4    $ctrlpts_0 \leftarrow \{w_0\}, ctrlpts_1 \leftarrow \{w_1\}$ ;
5    $success \leftarrow false$ ;
6   for  $q = 1$  to  $triesnb$  do
7      $P_0, P_1 \leftarrow \emptyset$ ;
8      $S_0 \leftarrow \{w_0\}, S_1 \leftarrow \{w_1\}$ ;
9      $ctrldist \leftarrow$ 
        $computeDistances(G, ctrlpts_0, ctrlpts_1)$ ;
10    while  $V \setminus (P_0 \cup P_1) \neq \emptyset$  do
11      if  $|P_0| < |P_1|$  then
12         $i \leftarrow 0$ ;
13      else
14         $i \leftarrow 1$ ;
15      if  $S_i = \emptyset$  then
16         $break$ ;
17       $v \leftarrow getVertex(S_i, ctrldist)$ ;
18       $S_i \leftarrow S_i \setminus \{v\} \cup \{j | (v, j) \in E \text{ and } j \in$ 
         $V \setminus (P_0 \cup P_1)\}$ ;
19       $P_i \leftarrow P_i \cup \{v\}$ ;
20    if  $|V \setminus (P_0 \cup P_1)| \leq 0, 1|V|$  then
21       $P_{-i} \leftarrow V \cup P_i$ ;
22       $success \leftarrow true$ ;
23       $break$ ;
24    else
25       $ctrlpts_i \leftarrow ctrlpts_i \cup$ 
         $findNewControlPoint(G, P_i, P_{-i})$ ;
26  if  $success$  then
27     $S \leftarrow MinVertexCover(E \cap (P_0 \times P_1))$ ;
28     $P_0 \leftarrow P_0 \setminus S, P_1 \leftarrow P_1 \setminus S$ ;
29    if  $(P_0, S, P_1)$  is better than  $(P_0^*, S^*, P_1^*)$  then
30       $(P_0^*, S^*, P_1^*) \leftarrow (P_0, S, P_1)$ ;
31 return  $(P_0^*, S^*, P_1^*)$ ;

```

the graph. We could take the graph $(V_h = \overline{V}, E_h = E \cap (V_h \times V_h))$, defined by the restriction of the whole graph to the halo vertices and the edges connecting them. Nevertheless, this graph may not be connected, even if the whole graph is. In the worst case, it can be totally disconnected, and considering the far-away neighbourhood may not be enough to reconnect it. Though, this is important to take graph connections into account, because choosing which of the halo vertices will be in each part at random would often lead to a very poor separator of the whole graph (See Figure 5).

To deal with this issue, we use the following algorithm to build a graph containing all relevant informations about

TABLE II
RESULTS WITH DOUBLE GREEDY GRAPH GROWING COMPARED TO
SCOTCH GREEDY GRAPH GROWING

id	interface imbalance			interior imbalance		
	<i>GG</i>	% <i>GG*</i>	% <i>DG</i>	<i>GG</i>	% <i>GG*</i>	% <i>DG</i>
1	297	7,4	-19,2	1311	-69,1	-23,3
2	1112	1,6	-40,0	4678	-66,5	-78,9
3	522	-11,3	-39,7	1635	-13,9	-13,0
4	244	-9,0	-11,5	1568	-23,7	-31,1
5	475	-17,9	-3,8	4605	-85,6	-62,3
6	869	-21,3	-41,3	4107	-78,5	-49,6
7	905	49,4	26,4	4942	-69,1	-63,7
8	261	0,0	-46,7	420	0,0	79,8
9	365	-3,8	-44,9	8128	-82,8	-65,2
10	1002	14,0	-32,1	4852	-73,2	-44,6
11	509	-3,7	-44,4	2831	-84,1	27,5
12	569	-25,0	-59,1	22416	-79,5	-67,5
13	532	-11,8	-58,5	12049	-69,0	-49,5
14	756	-23,1	-46,3	17458	-61,9	-66,6
15	6678	6,6	-29,8	35466	-73,9	-68,4
16	564	-11,9	-62,9	15092	-65,5	-58,0
17	2130	18,6	-50,4	32202	-72,9	-67,7
18	335	17,0	-19,7	28057	-70,1	-64,9
19	2604	-16,4	-42,0	25853	-66,5	-59,5
20	9990	-14,2	-25,8	73635	-80,7	-16,5
21	927	0,6	-40,9	2377	-58,6	-59,5
22	3468	5,0	-78,5	3336	4,3	18,2
23	1869	7,1	-3,2	14424	-73,3	-64,4
24	2460	-9,1	-73,4	8940	-44,1	-60,6
25	6837	-11,6	-69,7	26877	-63,0	-68,9
26	780	-15,9	-53,8	24987	-58,3	-65,2
27	6168	-27,5	-68,4	67721	-68,7	-76,2
28	4344	-15,6	-41,4	240729	-76,9	-77,1
29	11539	8,6	-51,3	244959	-73,9	-77,2
30	9936	-6,9	-52,0	286992	-72,6	-8,5

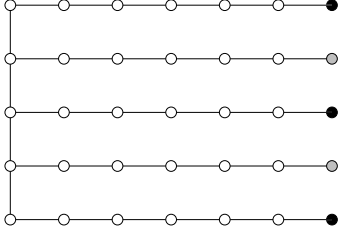


Figure 5. In this example, the halo (vertices on the right) is totally disconnected, and require to explore the far-away neighbourhood to reconnect it. Though, ignoring the position of halo vertices to build a separator could lead to a bad separator, if for instance we take the black halo vertices in one part and the gray ones in the other.

halo. A partition of the halo vertices is maintained. At the beginning, each halo vertex is in a different set of the partition, and a set V'_h is initialized with all halo vertices. Then, we make simultaneous breadth-first searches from all the sets of the partition. When two search bubbles corresponding to different sets meet, this means a shortest-path between any two sets of the partition has been found. All vertices of this path are added to V'_h . The sets which have met are merged, and the breadth-first-search is carried on. The process stops when either all sets of the partition have merged - meaning the graph is connected -, or all breadth-first searches have finished. Finally, the graph of the halo is defined by $(V'_h, E'_h = E \cap (V'_h \times V'_h))$. Ignoring the time for

partition managing operations (which is almost constant), the complexity to build the halo graph is equivalent to a single global breadth-first search, that is $\Theta(|V| + |E|)$.

Now, let *buildConnectedHalo* be a function building such a graph (V'_h, E'_h) . Algorithm 4 gives the main steps to find a separator. Line 4, a first greedy graph growing algorithm is performed to compute a cut of the halo (V'_{h0}, S'_h, V'_{h1}) . Next, a kind of double greedy graph growing is done line 5, beginning with the set of seed V'_{h0} for part 0, and V'_{h1} for part 1. Finally, we get a partition (P_0, S, P_1) . As in the other algorithms, these steps can be repeated, doing several passes and keeping the best one.

Algorithm 4: HaloFirstGreedyGraphGrowing

Input: graph $G = (V, E)$, number of passes *passnbr*
Output: partition (P_0, S, P_1) of V such as S is a (small) separator, $|P_0| \approx |P_1|$ and $|P_0| \approx |P_1|$

```

1  $(P_0^*, S^*, P_1^*) \leftarrow (\emptyset, V, \emptyset)$ ;
2  $(V'_h, E'_h) \leftarrow \text{buildConnectedHalo}(V, E, V_h)$ ;
3 for  $p = 1$  to passnbr do
4    $(V'_{h0}, S'_h, V'_{h1}) \leftarrow \text{greedyGraphGrowing}(V'_h, E'_h)$ ;
5    $(P_0, S, P_1) \leftarrow$ 
      $\text{doubleGreedyGraphGrowing}(V, E, V'_{h0}, V'_{h1})$ ;
6   if  $(P_0, S, P_1)$  is better than  $(P_0^*, S^*, P_1^*)$  then
7      $(P_0^*, S^*, P_1^*) \leftarrow (P_0, S, P_1)$ ;
8 return  $(P_0^*, S^*, P_1^*)$ ;

```

We have applied the same testing protocol than in the previous subsection III-B. The results are shown in Table III where the column *HF* refers to the halo-first greedy graph growing algorithm. A sign has been added on the right of each column *HF*: a '+' means that this gain is better (i.e. smaller) than the corresponding *DG* gain and a '-' that *DG* is better.

On the interface criterion, *HF* approach is better than unmodified *GG* and *GG** in all but four matrices. The worst case is the *turon_m* (4), but this apparent failure is due to the fact that *GG* performs very well on this matrix: the interface imbalance is only 244 for a number of vertices of 189924. Globally, the average gain of *HF* over unmodified *GG* on interface imbalance is 38%, with a maximum of 75,4%; this is almost as good as *DG*. If we compare gains of *HF* over *DG* on this criteria, we have 16 '+' out of 30, which confirms this tendency.

Moreover, *HF* achieves gains on the interior imbalance in all but one matrix. On average, interior imbalance gain of *HF* is 56%. This is better than *DG* of about 10%, and if gains are compared one by one, *HF* beats *DG* on two third of the matrices. *DG* is not obsolete however: for instance, on matrix *ultrasound* (24), *DG* performs better than *HF* on both

TABLE III
RESULTS WITH HALO FIRST GREEDY GRAPH GROWING COMPARED TO
SCOTCH GREEDY GRAPH GROWING

id	interface imbalance			interior imbalance		
	<i>GG</i>	% <i>GG*</i>	% <i>HF</i>	<i>GG</i>	% <i>GG*</i>	% <i>HF</i>
1	297	7,4	-29,3 +	1311	-69,1	-73,5 +
2	1112	1,6	-34,9 -	4678	-66,5	-74,2 -
3	522	-11,3	-63,4 +	1635	-13,9	-7,2 -
4	244	-9,0	103,3 -	1568	-23,7	-24,5 -
5	475	-17,9	-26,7 +	4605	-85,6	-74,3 +
6	869	-21,3	-48,2 +	4107	-78,5	-65,6 +
7	905	49,4	-24,2 +	4942	-69,1	-72,2 +
8	261	0,0	-69,0 +	420	0,0	-11,4 +
9	365	-3,8	-41,4 -	8128	-82,8	-69,2 +
10	1002	14,0	-66,9 +	4852	-73,2	-47,5 +
11	509	-3,7	-50,3 +	2831	-84,1	-19,1 +
12	569	-25,0	-70,1 +	22416	-79,5	-72,9 +
13	532	-11,8	-37,0 -	12049	-69,0	-52,3 +
14	756	-23,1	-20,4 -	17458	-61,9	-67,2 +
15	6678	6,6	-22,4 +	35466	-73,9	-68,2 -
16	564	-11,9	-54,4 -	15092	-65,5	-59,2 +
17	2130	18,6	-44,8 -	32202	-72,9	-73,0 +
18	335	17,0	14,6 -	28057	-70,1	-68,3 +
19	2604	-16,4	-15,8 -	25853	-66,5	-49,7 -
20	9990	-14,2	-55,4 +	73635	-80,7	-79,6 +
21	927	0,6	-49,4 +	2377	-58,6	-64,5 +
22	3468	5,0	-75,4 -	3336	4,3	16,1 +
23	1869	7,1	-24,2 +	14424	-73,3	-72,0 +
24	2460	-9,1	-55,9 -	8940	-44,1	-51,5 -
25	6837	-11,6	-65,5 -	26877	-63,0	-80,3 +
26	780	-15,9	-33,6 -	24987	-58,3	-66,0 +
27	6168	-27,5	-73,6 +	67721	-68,7	-74,5 -
28	4344	-15,6	-47,9 +	240729	-76,9	-73,2 -
29	11539	8,6	-57,0 +	244959	-73,9	-70,9 -
30	9936	-6,9	-55,9 +	286992	-72,6	-71,4 +

criteria.

IV. EXPERIMENTAL RESULTS

In this section, we present additional results. Since our algorithms have the same computational complexity as previous algorithms implemented in SCOTCH, we do not show time results. In order to see what are the characteristics of *GG*, *DG* and *HF*, we drew the partitioning performed by these algorithms on 16 domains on a small mesh called *darcy003*, without the multilevel framework. Figure 6 gives the results obtained. It can be seen that *GG* makes domains with irregular shapes, leading to an interface imbalance of 224. On the contrary, *DG* performs better on this example, getting 16 triangular-shaped domains. The halo imbalance of 151 comes from the fact that the eight triangles in the center have their three edges touching other domains, whereas the eight on the corners have one edge on the border, touching no other domain. Finally, *HF* is the best with a halo imbalance of 145. To achieve that, it builds some kind of long-shaped domains around the "center" of the mesh.

To conclude this section, we present a complementary study with a variable number of domains. As previously said in the introduction, we are interested in domain decomposition for a hybrid solver where each domain will be factorized in parallel of the others. Each single factorization will be performed with a direct solver which can be parallel itself.




Figure 6. Partitioning of the graph of matrix *darcy003* in 16 domains with SCOTCH. From left to right, the method applied was greedy graph growing, double greedy graph growing and halo-first greedy graph growing.

So, we can exploit *two* levels of parallelism and thus we can afford to use larger domains. This is interesting when solving ill-conditioned linear systems for which too much domains often leads to bad convergence issues in terms of number of iterations. For these reasons, we target a number of domains which is not too high, typically between 64 and 512.

Results are reported in Tables IV, V and VI. For this study, we focus on the three largest matrices of our pool: Almond (28), NICE-7 (29) and 10millions (30). The column *dom* gives the number of domains in which the graph was splitted. First, we can see that, in almost all configurations, one of our strategies outperforms *GG**, and if not, at least one of them is very close. We remark that on more than 16 domains, double *DG* sometimes does not always work well: on the matrix 10millions (30), it worsen both interface and interior imbalance compared to original *GG*. *HF* provides better results, with significant gains on both criteria on most cases. In particular, it is the best (or very close to) for 512 domains on all three matrices on both criteria. Thus, we think that for a large number of domains, *HF* should be favoured. However, in the context of parallel partitioning, one can consider trying both approaches and taking the best of *DG* and *HF*.

TABLE IV
RESULTS OF *DG* AND *HF* WITH DIFFERENT NUMBERS OF DOMAINS,
COMPARED TO SCOTCH GREEDY GRAPH GROWING, FOR MATRIX ALMOND

dom	interface imbalance				interior imbalance			
	<i>GG</i>	% <i>GG*</i>	% <i>DG</i>	% <i>HF</i>	<i>GG</i>	% <i>GG*</i>	% <i>DG</i>	% <i>HF</i>
16	4344	-15,6	-41,4	-47,9	240729	-76,9	-77,1	-73,2
32	3179	-34,8	-31,5	-0,5	133886	-73,8	-80,1	-76,9
64	2258	-5,8	-47,6	-17,8	83819	-80,5	-79,2	-79,1
128	1822	-29,5	-42,9	-32,6	48087	-78,4	-77,6	-80,9
256	1071	-2,2	-44,4	2,5	27695	-81,6	-77,9	-83,0
512	910	0,8	-17,1	-22,3	16243	-83,8	-80,0	-84,7

V. CONCLUSION

In this paper, our objective was to build a good domain decomposition of a graph to be used as an entry by a hybrid solver. To get a good load balancing, we needed to get both balanced interior node and interface node set sizes. We decided to revisit the recursive algorithm introduced by Lipton and al. in the context of generalized nested dissection. This led

TABLE V

RESULTS OF DG AND HF WITH DIFFERENT NUMBERS OF DOMAINS, COMPARED TO SCOTCH GREEDY GRAPH GROWING, FOR MATRIX NICE-7

dom	interface imbalance				interior imbalance			
	GG	% GG^*	% DG	% HF	GG	% GG^*	% DG	% HF
16	11539	8,6	-51,3	-57,0	244959	-73,9	-77,2	-70,9
32	10991	-26,3	-45,7	-38,5	188834	-80,3	-81,0	-81,6
64	8997	-27,5	40,7	-30,8	101838	-75,9	-6,6	-80,2
128	5694	-14,4	11,7	-26,9	66792	-83,9	-1,9	-84,3
256	4554	-3,2	-33,1	-27,6	34314	-77,4	7,3	-82,4
512	3762	-16,7	-30,8	-33,1	19734	-79,1	-6,3	-84,2

TABLE VI

RESULTS OF DG AND HF WITH DIFFERENT NUMBERS OF DOMAINS, COMPARED TO SCOTCH GREEDY GRAPH GROWING, FOR MATRIX 10MILLIONS

dom	interface imbalance				interior imbalance			
	GG	% GG^*	% DG	% HF	GG	% GG^*	% DG	% HF
16	9936	-6,9	-52,0	-55,9	286992	-72,6	-8,5	-71,4
32	6666	-0,5	43,7	-56,6	188900	-69,5	13,0	-77,7
64	7036	-13,3	-47,4	-31,1	125444	-76,9	-18,8	-78,4
128	4564	-11,2	4,0	-48,7	79754	-82,9	-52,9	-78,8
256	3114	-6,2	163,5	-32,5	42931	-79,5	-30,2	-80,8
512	2336	-19,5	22,2	-54,2	25800	-83,5	49,3	-83,4

us to keep track of the halo vertices during the recursion of the algorithm. In the software context of the SCOTCH partitioner, we modified the multilevel framework and adapted the Fiduccia-Mattheyses algorithm to refine separators during the uncoarsening steps. We also proposed two effective alternatives to the greedy graph growing algorithm for partitioning the coarsest graph: double GG and halo-first greedy GG . All those changes do not impact the computational complexity of the SCOTCH partitioner. We obtained very good balance gains on both criteria on most matrices and in particular on the biggest industrial test cases which have several millions of vertices. Our new algorithms keep behaving well even when we increase the number of domains, in particular HF .

In the short term, we will first study the impact of our work on the quality of the parallel performances on the MAPHYS hybrid solver which is developped in our research team. Secondly, our algorithms will be adapted in the parallel framework PT-SCOTCH in order to address larger problems.

REFERENCES

- [1] R. J. Lipton, D. J. Rose, and R. E. Tarjan, "Generalized nested dissection," *SIAM Journal on Numerical Analysis*, vol. 16, no. 2, 1979.
- [2] A. George, "Nested dissection of a regular finite element mesh," *SIAM Journal on Numerical Analysis*, vol. 10, no. 2, pp. 345–363, 1973.
- [3] G. L. Miller and S. A. Vavasis, "Density graphs and separators," in *Second Annual ACM-SIAM Symposium on Discrete Algorithms*, 1991, pp. 331–336.
- [4] G. L. Miller, S.-H. Teng, and S. A. Vavasis, "A unified geometric approach to graph separators," in *Proc. 31st Annual Symposium on Foundations of Computer Science*, 1991, pp. 538–547.
- [5] G. Karypis and V. Kumar, *A Software Package For Partitioning Unstructured Graphs, Partitioning Meshes, and Computing Fill-Reducing Orderings of Sparse Matrices*, 1998.
- [6] F. Pellegrini and J. Roman, "Scotch: A software package for static mapping by dual recursive bipartitioning of process and architecture graphs," in *High-Performance Computing and Networking*, ser. Lecture Notes in Computer Science. Springer, 1996, vol. 1067, pp. 493–498.

- [7] P. Amestoy, I. S. Duff, and J.-Y. L'Excellent, "Multifrontal parallel distributed symmetric and unsymmetric solvers," *Comput. Methods Appl. Mech. Eng.*, vol. 184, pp. 501–520, 1998.
- [8] P. Hénon, P. Ramet, and J. Roman, "PaStiX: A High-Performance Parallel Direct Solver for Sparse Symmetric Definite Systems," *Parallel Computing*, vol. 28, no. 2, pp. 301–321, Jan. 2002.
- [9] L. Grigori, J. A. Demmel, and X. S. Li, "Parallel Symbolic Factorization for Sparse LU with Static Pivoting," *SIAM J. Sci. Comput.*, vol. 29, no. 3, pp. 1289–1314, 2007.
- [10] B. Hendrickson and T. G. Kolda, "Graph Partitioning Models for Parallel Computing," *Parallel Computing*, vol. 26, no. 12, pp. 1519–1534, 2000.
- [11] J. Gaidamour and P. Hénon, "A parallel direct/iterative solver based on a Schur complement approach," in *IEEE 11th International Conference on Computational Science and Engineering*, Sao Paulo, Brésil, July 2008, pp. 98–105.
- [12] E. Agullo, L. Giraud, A. Guermouche, A. Haidar, and J. Roman, "Parallel algebraic domain decomposition solver for the solution of augmented systems," *Advances in Engineering Software*, vol. 6061, no. 0, pp. 23 – 30, 2013, CIVIL-COMP: Parallel, Distributed, Grid and Cloud Computing.
- [13] L. Giraud, A. Haidar, and Y. Saad, "Sparse approximations of the Schur complement for parallel algebraic hybrid linear solvers in 3D," INRIA, Rapport de recherche RR-7237, Mar. 2010.
- [14] I. Yamazaki and X. S. Li, "On techniques to improve robustness and scalability of a parallel hybrid linear solver," in *High Performance Computing for Computational Science VECPAR 2010*, ser. Lecture Notes in Computer Science. Springer, 2011, vol. 6449, pp. 421–434.
- [15] S. Rajamanickam, E. Boman, and M. Heroux, "ShyLU: A hybrid-hybrid solver for multicore platforms," in *Parallel Distributed Processing Symposium (IPDPS), 2012 IEEE 26th International*, May 2012, pp. 631–643.
- [16] G. Karypis and V. Kumar, "Multilevel k-way partitioning scheme for irregular graphs," *Journal of Parallel and Distributed Computing*, vol. 48, pp. 96–129, 1998.
- [17] B. Hendrickson and R. Leland, "A multi-level algorithm for partitioning graphs," in *Supercomputing, 1995. Proceedings of the IEEE/ACM SC95 Conference*, 1995, pp. 28–28.
- [18] G. Karypis and V. Kumar, "A fast and high quality multilevel scheme for partitioning irregular graphs," *SIAM Journal on Scientific Computing*, vol. 20, no. 1, pp. 359–392, 1998.
- [19] B. Hendrickson and E. Rothberg, "Improving the run time and quality of nested dissection ordering," *SIAM Journal on Scientific Computing*, vol. 20, no. 2, pp. 468–489, 1998. [Online]. Available: <http://dx.doi.org/10.1137/S1064827596300656>
- [20] R. Diekmann, R. Preis, F. Schlimbach, and C. Walshaw, "Shape-optimized mesh partitioning and load balancing for parallel adaptive FEM," *Parallel Computing*, vol. 26, pp. 1555–1581, 2000.
- [21] H. Meyerhenke, B. Monien, and T. Sauerwald, "A new diffusion-based multilevel algorithm for computing graph partitions," *J. Parallel Distrib. Comput.*, vol. 69, no. 9, pp. 750–761, Sep. 2009. [Online]. Available: <http://dx.doi.org/10.1016/j.jpdc.2009.04.005>